




Athletics



Australia

HANDBOOK OF RECORDS AND RESULTS 1992-93



42ND YEAR OF ISSUE

ATHLETICS AUSTRALIA

(Formerly the Australian Athletic Union 1982-1989)
(Formerly the Amateur Athletic Union of Australia 1927-1982)
(Formerly the Amateur Athletic Union of Australasia 1897-1927)

Founded 1897

MEMBER OF THE INTERNATIONAL AMATEUR ATHLETIC FEDERATION

Affiliated with: Australian Olympic Committee
Australian Commonwealth Games Association
Confederation of Australian Sport

MEMBER ASSOCIATIONS

Queensland Athletic Association
Athletics New South Wales
Athletics Victoria
Athletics Tasmania
Athletics South Australia
Athletic Association of Western Australia
Australian Capital Territory Athletic Association
Northern Territory Athletic Council

HONORARY LIFE MEMBERS

(Elected by A.A.U. of A.)

*Hugh R. Weir CBE (1957)
C. Ronald Aitken CBE (1965)
*Arthur J. Hodsdon MBE (1965)
*Norman G. Hutton (1968)
*Leonard B. Curnow OBE (1968)
*Robert E. Graham OBE (1968)
*F. Theo Treacy OBE (1969)
*George Soper (1969)
C. Herbert Gardiner QJM (1974)

(Elected by A.W.A.A.U.)

Miss Gwen Bull OAM (1962)
Miss Nell Gould OAM BEM (1962)
Mrs. Doris Magee AM MBE (1962)
Miss Lillian Neville OAM (1962)
*Mrs. Mavis Ebzery OAM (1967)
Mrs. Maisie McQuiston BEM (1971)
*Mrs. Margaret Cahill OAM (1972)
Mrs. Mabel Robinson MBE (1973)
Mrs. Joyce Bonwick OAM (1978)
H. George Carruthers MBE (1977)

(Elected by Amalgamated Union)

*Thomas C. Blue AM BEM (1980) Graeme T. Briggs AM JP (1990)
Clive D. Lee AM (1984) Mrs. Brenda Pearl OAM (1992)
Mrs Flo Wrighter OAM BEM (1986) Mrs. Stella McMinn AM JP (1992)
Noel J. Ruddock AM (1989) Fred Napier OAM (1992)

DIRECTORY

National Office: 21 O'Shanassy Street,
North Melbourne. Victoria. 3051.
Postal Address: P.O. Box 1400,
North Melbourne. Victoria. 3051.
Telephone: (03) 329 1400
Facsimile: (03) 329 1500

A.A. Inc. in Vic. with Ltd. Liability.

RECIPIENTS OF THE MERIT AWARD OF THE UNION

(Elected by the A.A.U. of A. 1968-1978)

J.D. Bailey AM	Q 1976	T.F. Hantke	W 1968
J.D. Barlow	Q 1968	*W.W. Huxley	Q 1973
E.W. Barwick	T 1968	*H.J. Lowe	S 1970
*F.J.W. Budge	S 1977	*P.S. McCavanagh	S 1969
H.G. Carruthers MBE	N 1970	*A.H. McIvor	S 1976
*R. Clemson	V 1968	E. Moore	V 1974
*J.W. Cook	Q 1973	*C.H.F. Morgan	S 1968
R.C. Corish BEM	N 1970	F.W. Napier OAM	W 1977
*T.B. Dodds	S 1968	J.L. Patching AO OBE	V 1968
*J.E. Draper	V 1971	*A.E. Robinson	V 1968
*H. Eastaughffe	Q 1968	*F.A. Rose	T 1968
E.D. Eastham	V 1978	N.J. Ruddock AM	T 1975
*J.K. Faulkner	S 1968	V.B. Sharp MBE	S 1968
R.C. Frith OAM	N 1975	G.B. Stringer	V 1970
C.H. Gardiner QJM	V 1968	W.C. Thompson	Q 1968
E. Goodwin	Q 1974	*F.T. Treacy OBE	W 1968
E.R. Graham	S 1978	*P.D. Walsh	N 1971
*J.H. Hanman	N 1972	R.P.B. White	N 1970

(Elected by the A.W.A.A.U. 1971-1978)

Mrs. P. Andersson	V 1971	Mrs. N. Greenham	S 1973
*Mrs. E. Armstrong	V 1971	Mrs. J. Harmey	N 1971
Mrs. D. Barnes	S 1976	*Mrs. A. Kennedy BEM	V 1971
Mrs. I. Bennett	V 1974	*Mrs. N. Keily	V 1974
Mrs. G. Bergman	N 1978	*Mrs. Y. Lanyon-Owen	A 1971
*Mrs. L. Berzinski	V 1974	Mrs. E. McBeth	V 1971
Mrs. J. Bonwick OAM	Q 1971	Mrs. S. McMinn AM JP	Q 1971
Mrs. A. Burow	V 1974	*Mrs. P. McWillie	W 1973
*Mrs. M. Cahill OAM	S 1972	Mrs. M. McQuiston BEM	V 1974
*Mrs. L. Cavanagh	S 1971	Mrs. D. Magee AM MBE	B 1971
Mrs. G. Chester	W 1973	*Miss E. Morris	V 1974
Mrs. D. Clarke	N 1971	Miss L. Neville OAM	V 1971
Mrs. E. Clay	W 1975	*Mrs. Y. Neasbey	N 1977
Mrs. M. Cuthbert	N 1978	Mrs. B.J. Pearl OAM	S 1976
Mrs. D. Davis	V 1974	Mrs. P. Peters AM	S 1973
Mrs. J. Davis MBE	V 1975	Mrs. M. Robinson MBE	V 1971
Mrs. N. Davey	N 1977	Mrs. G. Rose	V 1971
*Mrs. M. Ebzery OAM	T 1972	Mrs. J. Saunders	V 1974
Mrs. N. Edwards	N 1973	Mrs. E. Schulz	Q 1978
Mrs. Z. Fibbins AM	N 1971	Mrs. G. Sheldon	B 1971
Mrs. M. Fitzgibbons	N 1975	Mrs. D. Spittles	Q 1971
Mrs. M. Fraser	V 1973	Mrs. D. Stanton	V 1971
Mrs. J. Gell	V 1974	Mrs. F. Venn	V 1974
Mrs. E. Godfrey	N 1971	Mrs. F. Wrighter OAM BEM	N 1971
Miss N. Gould BEM	N 1971		

Elected by Australian Athletic Union 1979-

E. Bartholomeusz	Q 1986	P.W. Lucas	N 1989
D.F. Bell OAM	V 1985	E. Martin	Q 1991
G. Briggs AM JP	T 1981	Ms. M. Mathews AM	N 1988
Mrs. J. Cross OAM	Q 1985	Mrs. E. Murphy	Q 1990
F. Day OAM	W 1991	R.W. Pannell	V 1992
D.G. Ferrier	V 1984	Miss M.J. Patterson	V 1986
*J.D. Forrest	Q 1984	H.L. Ralph OAM	N 1979
Mrs. M. Heffernan OAM	S 1980	H.J. Schubert MBE	V 1987
R. Hood	T 1989	G.W. Tempest	W 1990
P. Jenes	V 1992	*C.A. Wise	T 1979

* Deceased

CONTENTS

<u>AUSTRALIAN CHAMPIONSHIPS</u>	<u>PAGE</u>
Mountain Running	4
Half Marathon	4
Marathon	4
Road Walks	5
Cross Country	6
All Schools Cross Country	6
All Schools Road Walks	7
All Schools Track & Field	8
Open and Under 20	17
Under 18. Under 16 and Under 14	23
Decathlon and Heptathlon	31
Multi Events	32
1 Mile	34
100 Yards	34
Disabled Track & Field	35
<u>GRAND PRIX FINAL POINTS</u>	41
<u>PERFORMANCES OF AUSTRALIAN ATHLETES IN INTERNATIONAL COMPETITION</u>	45
<u>RECORDS</u>	
Track and Field	56
Indoor	70
<u>RANKING LISTS</u>	73
1st April, 1992 - 31st March, 1993	77
All Time List	125

Cover Page Photographs:

Damien Marsh (AIS/Qld) -
Silver medalist 200m 1993 World Indoor Championships.
Jane Flemming (AIS/Vic) -
1993 Mobil Grand Prix Womens Overall Winner.
Susie Power (VIS/Vic) -
Fifth place 1993 World Junior Cross Country Championships.
John Minns (AIS/Vic) -
1993 Australian Shot Put Champion.
Photography: Duane Hart (Fuji) Sporting Images.

AUSTRALIAN CHAMPIONSHIPS 1992/1993

1992 AUSTRALIAN MOUNTAIN RUNNING CHAMPIONSHIPS

CANBERRA 2-3 MAY

LONG COURSE

MEN OPEN 1. Des Woods QLD 1:10:13, 2. Louis Young ACT 1:10:31, 3. Glen Devison VIC 1:13:40, 4. Gerard Ryan ACT 1:14:35, 5. Gerry Oldfield TAS 1:15:22, 6. Bruce Graham VIC 1:16:57, 7. Glenn Paterson ACT 1:17:31, 8. Anthony Evans ACT 1:18:26.

Teams 1. ACT 8 points, 2. TAS 17 points.

WOMEN OPEN 1. Carrie Steffen ACT 1:39:06, 2. Nicki Taws VIC 1:41:38, 3. Carol Harding ACT 1:44:34, 4. Leanne Holmes ACT 1:48:07, 5. Carolyn Palmer ACT 1:53:31, 6. Victoria Tanner NSW 1:55:25, 7. Cilla Ballard ACT 2:02:27.

SHORT COURSE

MEN OPEN 1. Des Woods QLD 27:34, 2. Glen Devison VIC 29:56, 3. Anthony Scott VIC 30:58, 4. Michael Burton NSW 31:31, 5. Peter James ACT 31:42, 6. Peter Bourgaize ACT 32:09, 7. Robin Rishworth VIC 33:39, 8. Richard Lane NT 33:46.

WOMEN OPEN 1. Angela Luchetti ACT 36:24, 2. Nicki Taws VIC 37:05, 3. Amanda Carey ACT 37:31, 4. Jane Livingstone ACT 38:02, 5. Debbie Hoare ACT 38:02, 6. Carrie Steffen ACT 38:57, 7. Meg Harris ACT U20 39:18, 8. Jo Dowrick ACT U18 39:26.

JUNIOR MEN 1. Adam Leane ACT U20 28:56, 2. David Osmond ACT U20 30:56, 3. Andrew Kringas ACT U18 31:21, 4. Russell Shanahan ACT U20 31:43, 5. Shane Irving ACT U20 31:50, 6. Tom Quayle ACT U18 32:03, 7. Paul Crake ACT U16 32:51, 8. Stuart Davies ACT U20 34:23.

1992 AUSTRALIAN HALF MARATHON CHAMPIONSHIPS

LAKE MACQUARIE, NSW 21ST JUNE

MEN 1. Mal Norwood VIC 1:03:22, 2. Paul Arthur NSW 1:04:16, 3. Phillip Makepeace VIC 1:04:28, 4. Dean Giblin TAS 1:04:54, 5. Gerard Barrett ACT 1:05:38, 6. Rob de Castella ACT 1:05:57, 7. Russell Foley TAS 1:06:12, 8. Ray Boyd WA 1:06:43.

Teams 1. ACT 20 points, 2. VIC 20 points, 3. NSW 23 points, 4. TAS 24 points, 5. WA 41 points, 6. QLD 43 points.

WOMEN 1. Karen Gobby WA 1:15:11, 2. Kerryn McCann NSW 1:15:50, 3. Sue Mahony NSW 1:16:28, 4. Maryann Murray TAS 1:17:52, 5. Joanne Cowan NSW 1:19:53, 6. Karen Moir VIC 1:20:05, 7. Maureen Matthews 1:21:02, 8. Jan Phillips NSW 1:21:47.

Teams 1. NSW 6 points, 2. ACT 18 points, 3. QLD 21 points.

1992 AUSTRALIAN MARATHON CHAMPIONSHIPS

GOLD COAST 12TH JULY

MEN 1. Katsumi Kitajima JPN 2:14:14, 2. Satoshi Yano JPN 2:14:56, 3. Gerry Healy IRE 2:15:20, 4. Gerard Barrett ACT 2:16:46, 5. Fedor Ryjov RUS 2:17:14, 6. Paul Herlihy NZL 2:17:37, 7. Mike Inwood QLD 2:18:08, 8. Terry Mitchel SCT 2:19:15, 9. Ravil Kashapov RUS 2:19:15, 10. Steve Poulton NSW 2:19:39, 11. Ian Kent QLD 2:22:52, 12. Kazuaki Kusushita JPN 2:24:48, 13. Gerard Ryan ACT 2:25:10, 14. Peter Spehr NSW 2:25:33, 15. Colin Oliver TAS 2:25:43, 16. Yoshihiko Kodama JPN 2:27:05, 17. Mick Honer QLD 2:27:24.

Teams 1. ACT 14 points, 2. NSW 14 points, 3. QLD 16 points.

WOMEN 1. Mari Tanigawa JPN 2:35:45, 2. Bernardine Portenski NZL 2:37:38, 3. Jenny Dowie VIC 2:40:40, 4. Yoshiko Nishio JPN 2:43:55, 5. Joanne Cowan NSW 2:46:41, 6. Kerry Schreiber QLD 2:48:39, 7. Karen Moir VIC 2:49:04, 8. Tania Warrick VIC 2:49:55, 9. Bev Lucas SA 2:50:13, 10. Jan Phillips NSW 2:50:34, 11. Sharon Dobson NSW 2:54:14.

Teams 1. VIC 10 points, 2. NSW 15 points, 3. QLD 24 points.

1992 AUSTRALIAN ROAD WALKING CHAMPIONSHIPS
VICTORIA 24TH MAY

MEN OPEN 50km 1. Willi Sawall VIC 252:57, 2. Paul McElwee NZL 257:48, 3. Gary Little NZL 275:19, 4. Stephen Farquhar NZL 282:42, DSQ. Darius Wojcik VIC, DNF. Calib Mabir QLD, DNF. Michael Harvey VIC, DNF. Mark Donahoo VIC, DNF. Rick Cooke TAS, DNF. Duncan Knox VIC, DNF. Stuart Walters VIC, DNF. Frank Overton NSW, DNF. Robert McFadden SA.

MEN U20 20km 1. Dan Andrikis ACT 93:36, 2. Duane Cousins VIC 97:06, 3. Rohan Best TAS 102:32, DNS. Mathew O'Donnell NSW.

MEN U18 8km 1. Dion Russell VIC 34:21, 2. Darian Bown SA 36:50, 3. Mark Blackwood VIC 37:11, 4. Darian Page SA 37:31, 5. Marcus Dwyer VIC 39:48, 6. Stephen Gibson VIC 40:23, 7. Jamie Werner VIC 40:27, 8. Graham Watt WA 42:14.

Teams 1. VIC 9 points, 2. SA 12 points.

WOMEN OPEN 20km 1. Gabrielle Blythe VIC 100:02, 2. Natalie McKean NSW 103:48, 3. Jane Lewry SA 104:37, 4. Wendy Muldoon VIC 106:46, 5. Wendy Gordon SA 111:06, 6. Renee Talbot SA 113:53, 7. Ann Staunton ACT 120:17, DSQ. Celia Massie Bertei VIC.

Teams 1. SA 6 points.

WOMEN U20 10km 1. Linda Coffee NSW 49:16, 2. Natalie Davison VIC 50:11, 3. Simone Wolowiec VIC 50:38, 4. Alanna Rogers TAS 53:24, 5. Monique Greenoff QLD 56:21, DNS. Jane Saville NSW.

WOMEN U18 8km 1. Jane Saville NSW 39:15, 2. Cheryl Webb NSW 39:25, 3. Josephine Strangman ACT 40:13, 4. Jenny Crooks SA 40:41, 5. Belinda Dorling VIC 42:42, 6. Simone York SA 43:14, 7. Antonia Maddison SA 43:18, 8. Christie Coleman VIC 45:01.

Teams 1. SA 8 points, 2. VIC 13 points.

NEW SOUTH WALES 30TH AUGUST, 1992

MEN OPEN 20km 1. Rob McFadden SA 90:49, 2. Craig Jeffery VIC 93:26, 3. Craig Barrett NZL 94:21, 4. Mark Donahoo VIC 96:59, 5. Keith Knox NSW 97:42, 6. Dominic McGrath VIC 98:58, 7. Steven Burke VIC 100:13, 8. Chris Stratford NSW 100:32, 9. Duncan Knox VIC 102:48.

Teams 1. VIC 12 points, 2. NSW 24 points, 3. ACT 42 points,

MEN U20 10km 1. Dion Russell VIC 44:00, 2. Duane Cousins VIC 44:47, 3. Darren Bown SA 45:09, 4. Daniel Andrikis ACT 46:03, 5. Matthew Robertson TAS 47:28, 6. Mark Coleman VIC 48:04, 7. Jason Moore QLD 48:08, 8. Darren Page SA 48:50.

Teams 1. VIC 9 points, 2. QLD 29 points, 3. NSW 34 points

WOMEN OPEN 10km 1. Jane Saville NSW 46:02, 2. Jennifer Jones QLD 46:07, 3. Lisa Paolini NSW 47:04, 4. Carolyn Vanstan VIC 48:29, 5. Jantien Saltet NSW 48:39, 6. Jane Lewry SA 49:00, 7. Anne Manning NSW 49:38, 8. Natalie McKean NSW 50:38.

Teams 1. NSW 7 points, 2. SA 14 points.

1992 AUSTRALIAN CROSS COUNTRY CHAMPIONSHIPS
CANBERRA 29TH AUGUST

MEN OPEN 12km 1. Malcolm Norwood VIC 36:37, 2. Shaun Creighton VIC 36:46, 3. Pat Carroll QLD 37:02, 4. Robert O'Donnell VIC 37:10, 5. Wayne Larden ACT 37:23, 6. Rodney Higgins ACT 37:33, 7. Julian Paynter VIC 37:51, 8. Jason Cameron NZL 38:03, 9. Paul Arthur NSW 38:15.

Teams 1. VIC 14 points, 2. ACT 36 points, 3. NSW 52 points,
4. QLD 57 points, 5. NZL 60 points, 6. TAS 81 points.

MEN U20 8000m 1. Philip Starr NZL 25:32, 2. Lee Troop VIC 26:08, 3. Adam Leane ACT 26:14, 4. Paul Burge VIC 26:19, 5. Daniel Green NSW 26:35, 6. Chris Isbister QLD 26:48, 7. Michael Tannock NZL 26:48, 8. Julian Dwyer VIC 26:50, 9. Andrew Messina QLD 26:51, 10. Nick Travers SA 26:51.

Teams 1. VIC 19 points, 2. NSW 35 points, 3. ACT 41 points,
4. QLD 41 points.

MEN U18 6000m 1. Michael Power VIC 19:10, 2. Phillip Sly VIC 19:15, 3. Andrew Kringas ACT 19:16, 4. Mark Taylor SA 19:47, 5. Michael Gray QLD 19:54, 6. Damon Court TAS 19:58, 7. Paul Imhoff ACT 20:00, 8. Bradley Case SA 20:03.

Teams 1. VIC 13 points, 2. SA 21 points, 3. ACT 25 points,
4. QLD 28 points, 5. TAS 41 points, 6. WA 50 points,
7. NSW 53 points.

WOMEN OPEN 6000m 1. Kerryn McCann NSW 21:15, 2. Suzanne Malaxos WA 21:28, 3. Sue Mahoney NSW 21:37, 4. Jenny Lund QLD 21:38, 5. Tania Turney VIC 21:38, 6. Jackie Gallagher QLD 21:47, 7. Carole Connolly QLD 21:51, 8. Glenys Kroon NZL 21:54, 9. Maryann Murray TAS 21:59.

Teams 1. NSW 19 points, 2. QLD 22 points, 3. VIC 37 points,
4. ACT 58 points.

WOMEN U20 4000m 1. Michelle Dillon NSW 14:12, 2. Penny Gawler NZL 14:45, 3. Nicola Powell NZL 14:54, 4. Jenny Hopkinson NZL 15:10, 5. Meredith Ryan SA 15:36, 6. Nadelle Gregg VIC 15:46, 7. Megan Fraser NSW 15:47, 8. Mandy Westbrook TAS 15:57, 9. Tracey Gibb NSW 16:02, 10. Sascha Walkley NSW 16:03, 11. Tracy Hargreaves NSW 16:05.

Teams 1. NSW 13 points, 2. VIC 23 points.

WOMEN U18 4000m 1. Susie Power VIC 13:41, 2. Natalie Harvey VIC 14:45, 3. Vivian Pott QLD 15:03, 4. Simone Shepherd QLD 15:09, 5. Bronwyn Robinson NSW 15:13, 6. Cara Parthezius WA 15:18, 7. Clair Fearnley VIC 15:20, 8. Tamlyn Mathiske NSW 15:25.

Teams 1. VIC 8 points, 2. QLD 17 points, 3. NSW 25 points,
4. ACT 28 points.

1992 AUSTRALIAN ALL SCHOOLS CROSS COUNTRY AND ROAD WALKS
ALICE SPRINGS 27-28TH JUNE

CROSS COUNTRY

MEN U19 8000m 1. Daniel Green NSW 27:05, 2. Tyron Morrissey QLD 27:35, 3. Ian Thompson NSW 27:49, 4. Mark Raatz QLD 27:56, 5. Mark Howard SA 28:22, 6. Patrick Noack QLD 29:01, 7. Andrew Thompson NSW 29:12, 8. Glen Connor QLD 29:24.

Teams 1. QLD 9 points, 2. NSW 12 points.

MEN U17 4000m 1. Christopher Beechey VIC 12:50, 2. Bradley Case SA 12:52, 3. Craig Baxter VIC 13:00, 4. Andrew Russell VIC 13:17, 5. Scott Brittain QLD 13:22, 6. Grant Galvin QLD 13:30, 7. Scott Artup NSW 13:33, 8. David Askie NSW 13:42.
Teams 1. VIC 8 points, 2. NSW 18 points, 3. SA 19 points.

MEN U15 4000m 1. Matthew Prior VIC 13:48, 2. Steven Beckman VIC 13:54, 3. Lucas Tickell VIC 13:59, 4. Chris Wood NSW 14:08, 5. Mathew Howe NSW 14:13, 6. Julien Wicks NSW 14:17, 7. Andrew Boak NSW 14:23, 8. Ronald Gower WA 14:29.
Teams 1. VIC 6 points, 2. NSW 15 points, 3. QLD 28 points.

WOMEN U19 4000m 1. Peta Wirth QLD 15:32, 2. Natalie Skelly NSW 15:53, 3. Eirn Simpson NSW 16:07, 4. Samantha Vickery NSW 16:11, 5. Sallie Lawrence QLD 16:31, 6. Michelle Buckley NSW 16:41, 7. Jemma Comer NSW 16:44, 8. Kim Guntner QLD 16:49.
Teams 1. NSW 9 points, 2. QLD 12 points, 3. SA 18 points.

WOMEN U17 4000m 1. Sharon Sager QLD 14:55, 2. Katherine Swords QLD 15:07, 3. Catherine Swarzes NSW 15:10, 4. Bronwyn Robinson NSW 15:34, 5. Nicki Thompson NSW 15:43, 6. Lauren Shelley VIC 15:45, 7. Mandy Wirth QLD 15:46, 8. Tamlyn Mathiske NSW 15:55.
Teams 1. QLD 10 points, 2. NSW 12 points, 3. SA 30 points.

WOMEN U15 3000m 1. Laila Comer NSW 11:37, 2. Stephanie Smyth VIC 11:39, 3. Melanie Wells QLD 11:47, 4. Eugenie Austin NSW 11:48, 5. Renee Furner NSW 12:05, 6. Carrie Scott WA 12:08, 7. Lindy Nolan SA 12:15, 8. Fiona Pakes NSW 12:20.
Teams 1. NSW 10 points, 2. QLD 18 points, 3. VIC 19 points.

ROAD WALKS

MEN U19 10000m 1. Christian Bone WA 54:31, 2. Graham Watt WA 59:52.

MEN U17 5000m 1. Luke Collis NSW 23:22, 2. Christian Bone WA 23:34, 3. Gerard Ploeg NSW 23:55, 4. Graham Watt WA 25:37, 5. Gregory Davis NSW 27:38, 6. Keiran Tanner NSW 28:27, 7. Robert Bone WA 30:54.
Teams 1. NSW 9 points, 2. WA 12 points.

MEN U15 3000m 1. Ryan Murtha WA 15:20, 2. Benjamin Mitchell QLD 15:26, 3. Steven Dack WA 15:59, 4. Robert Bone WA 16:10, 5. Michael Reck QLD 16:41, 6. Stewart Parmar QLD 18:02.
Teams 1. WA 8 points, 2. QLD 13 points.

WOMEN U19 10000m - No competitors

WOMEN U17 5000m 1. Linda Coffee NSW 24:21, 2. Maureen O'Brien WA 29:37, 3. Sara Cattermole WA 29:38, 4. Kimberley Hall NSW 31:19.

WOMEN U15 3000m 1. Linda Coffee NSW 14:22, 2. Maureen O'Brien WA 14:56, 3. Amber Lawrence NSW 15:05, 4. Sarah Gathercole VIC 15:16, 5. Anita Wallis QLD 15:47, 6. Carrie Scott WA 15:52, 7. Amanda Lock WA 16:05, 8. Carolyn Little NSW 16:24.
Teams 1. NSW 11 points, 2. WA 13 points, 3. QLD 21 points.

1992 ALL SCHOOLS TRACK & FIELD CHAMPIONSHIPS
PERTH 4-6 DECEMBER

MEN UNDER 19

100 Metres (-3.4) 1. Phil Chiodo VIC 10.95, 2. Nicholas Rennie VIC 10.95, 3. Justin Lewis VIC 11.12, 4. Anthony Nissen SA 11.24, 5. Bradley Schrader NSW 11.29, 6. Brad Jackson NSW 11.41, 7. Shane Harris NSW 11.42, 8. Darren Furlong VIC 11.49.

200 Metres (-1.0) 1. Nicholas Rennie VIC 21.73, 2. Justin Lewis VIC 22.01, 3. Anthony Nissen SA 22.26, 4. Heath Fitzpatrick QLD 22.38, 5. Sam De Vries WA 22.50, 6. Bradley Schrader NSW 22.59, 7. Brad Jackson NSW 22.82, 8. Kieran Reid NSW 22.86.

400 Metres 1. Heath Fitzpatrick QLD 48.07, 2. Kieran Reid NSW 48.60, 3. Justin Lewis VIC 48.80, 4. Julian O'Brien NSW 49.62, 5. Michael Evans QLD 50.01, 6. David Smith SA 50.27, 7. Wade Fitzgerald QLD 50.71, 8. Mark Hopkins WA 51.50.

800 Metres 1. Heath Fitzpatrick QLD 1:54.18, 2. Glen Connor QLD 1:55.57, 3. Brad Marland NSW 1:55.63, 4. Saxon Moseley NSW 1:56.26, 5. Daniel Lancaster NSW 1:56.51, 6. Shariff Shockair NSW 1:57.63, 7. Mark Gorski WA 1:58.88, 8. Brett Prosser WA 1:59.06.

1500 Metres 1. Brad Marland NSW 4:01.07, 2. Chris Surman QLD 4:01.73, 3. Saxon Moseley NSW 4:01.85, 4. Scott Brittain QLD 4:02.17, 5. Jason Chalker ACT 4:03.46, 6. Chad Fowler NSW 4:06.58, 7. Mark Gorski WA 4:07.97, 8. Russell Shanahan ACT 4:11.29.

5000 Metres 1. Daryl Knipe QLD 15:24.02, 2. Andrew Messina QLD 15:27.08, 3. Daniel Green NSW 15:32.66, 4. Paul Imhoff ACT 15:33.70, 5. Scott Brittain QLD 15:36.06, 6. Michael Gray QLD 15:50.57, 7. Mark Howard SA 15:59.26, 8. Chad Fowler NSW 16:19.34.

110m Hurdles (-2.8) =1. John Micos NSW 14.51, =1. James Goodwin VIC 14.51, 3. Geoff Pielow WA 15.25, 4. Andrew Beveridge TAS 15.42, 5. Dru Davidson QLD 15.53, 6. Dan Ferrett QLD 15.56, 7. Richard Matheson NSW 16.17, 8. Michael Stephens QLD 18.10.

400m Hurdles (Hand Times) 1. James Goodwin VIC 52.8, 2. Duncan Pugh WA 53.1, 3. Adam Somerville NSW 55.9, 4. David Ray QLD 56.2, 5. Mark Hopkins WA 57.4, 6. Derek Barden QLD 57.5, 7. Nick Hall NSW 57.7, 8. Shariff Shockair NSW 59.3.

2000m Steeplechase 1. Daniel Green NSW 6:00.15, 2. Jason Chalker ACT 6:00.15, 3. Daryl Knipe QLD 6:05.20, 4. Michael Gray QLD 6:11.20, 5. Mark Howard SA 6:15.73, 6. Jason Barnett WA 6:23.03, 7. Chris Silvester QLD 6:23.05, 8. Steele Irish VIC 6:31.85.

4x100m Relay 1. Victoria 42.12, 2. Western Australia 43.37, 3. Queensland 43.97, DNF. New South Wales.

4x400m Relay 1. Queensland 3:19.83, 2. New South Wales 3:20.55, 3. Victoria 3:22.03, 4. Western Australia 3:22.85, 5. South Australia 3:23.78.

3000m Walk 1. Dion Russell VIC 12:08.11, 2. Simon Robards NSW 12:44.39, 3. Damien O'Mara NSW 13:02.16, 4. Luke Collis NSW 14:00.27, 5. Gerard Ploeg NSW 14:00.28, 6. Christian Bone WA 14:28.05, DISQ. Noel Wooler QLD, DNF. Jonathan Phillips WA.

High Jump 1. Jarrad Pozzi WA 2.13, =2. Troy Russell QLD 2.00, =2. Aaron Dunn VIC 2.00, 4. Gavin Thompson NSW 2.00, 5. Shannon Graven WA 1.95, 6. Matthew Guley QLD 1.90.

Pole Vault 1. Matthew Filsell SA 4.50, 2. Leslie Kuorikoski QLD 4.40, 3. David Fairclough NSW 3.80, 4. Paul Casey QLD 3.80, =5. Anthony Mayfield VIC 3.65, =5. Jason Cox QLD 3.65.

Long Jump 1. Geoff Davies NSW 7.33, 2. John Carlaw NSW 7.17, 3. Mark Sandwell WA 7.05, 4. Shane Hair WA 7.03, 5. Geoff Pielow WA 6.95, 6. Hayden Rodda VIC 6.87, 7. Richard Hobbs WA 6.83, 8. Brett Quinn VIC 6.70.

Triple Jump 1. Richard Pope QLD 14.19, 2. Geoff Davies NSW 14.03, 3. Shane Hair WA 14.02, 4. Kurt Rogers SA 13.95, 5. Brent Page NSW 13.48, 6. John Carlaw NSW 13.33, 7. Joe Isaacs NSW 13.23.

Shot Put 1. Gavan Ryland TAS 15.64, 2. Greg Mace ACT 16.31, 3. Adam Coleman NSW 16.03, 4. Luke Benjamin NSW 15.92, 5. Graham Bernard NSW 15.43, 6. Lyndon Anlezark QLD 15.43, 7. Azi Liaver QLD 14.88, 8. Warwick Furey NSW 13.55.

Discus Throw 1. Azi Liaver QLD 54.00, 2. Wayne Peters QLD 48.56, 3. Hayden Knowles NSW 48.40, 4. John Collins QLD 47.96, 5. Adam Kroehnert NSW 46.42, 6. Dean Streeter WA 45.08, 7. Mitchell McGrath NSW 44.62, 8. Gavan Ryland TAS 43.96.

Javelin Throw 1. Shane Wylie QLD 62.48, 2. Warwick Furey NSW 61.70, 3. Dean Streeter WA 59.74, 4. Richard Brockett QLD 58.48, 5. Dion Collins QLD 56.42, 6. Joe Isaacs NSW 56.38, 7. Gavan Ryland TAS 56.00, 8. Chad Roebuck WA 54.92.

Hammer Throw 1. Jeff Ayres NSW 54.50, 2. Gavan Ryland TAS 53.76, 3. Ben Lorentzen NSW 50.40, 4. Dean Phillips NSW 47.16, 5. Quinton Stead NSW 47.10, 6. Hayden Knowles NSW 47.10, 7. Scott Taylor TAS 46.22, 8. Andrew Hall QLD 44.76.

Multi Event 1. Mark Eisenmenger QLD 6661, 2. Nathan Slater TAS 6256, 3. John Deery NSW 6233, 4. Anthony Mayfield VIC 6154, 5. Aaron Tuni QLD 6056, 6. Craig Schulstad NSW 6046, 7. David Purdon VIC 5837, 8. Shawn Vogel VIC 5517.

MEN UNDER 17

100 Metres (-2.4) 1. Jarrod Monaghan VIC 11.14, 2. Mark Sills QLD 11.18, 3. Dustin Arrowsmith VIC 11.24, 4. Paul Di Bella QLD 11.27, 5. Gavin Davis SA 11.38, 6. Nathan McCully NSW 11.47, 7. Ryan Burns WA 11.55, 8. Scott Lawson QLD 11.62.

200 Metres (+0.4) 1. Gavin Davis SA 22.01, 2. Dustin Arrowsmith VIC 22.17, 3. Mark Sills QLD 22.38, 4. Jarrod Monaghan VIC 22.53, 5. Quinton Nicol QLD 22.63, 6. Nathan McCully NSW 22.69, 7. Matthew Button TAS 23.05, 8. Robert Brown QLD 23.22.

400 Metres 1. Symon Bird TAS 49.78, 2. Paul Byrne VIC 49.82, 3. Adrian McLeod QLD 49.87, 4. Darren Parish NSW 50.20, 5. James Robinson NSW 50.28, 6. Michael Olsen NSW 50.64, 7. Jai Thomas WA 50.74.

800 Metres 1. Jai Thomas WA 1:54.99, 2. Tony Aucellio NSW 1:55.20, 3. Adrian McLeod QLD 1:55.82, 4. Mark Ziedler QLD 1:56.01, 5. Paul Byrne VIC 1:57.96, 6. Simon Travis SA 1:59.60, 7. Andrew Ward QLD 2:00.54, 8. Michael Olsen NSW 2:05.46.

1500 Metres 1. David Howells QLD 4:02.89, 2. Tony Aucellio NSW 4:03.70, 3. Erwin McRae NSW 4:04.54, 4. Leighton Kearney TAS 4:08.07, 5. Warren Williams QLD 4:08.33, 6. James Barker NSW 4:08.55, 7. Mark Pressley WA 4:08.56, 8. Chris Jones NSW 4:11.52.

3000 Metres (Hand Times) 1. Mark Pressley WA 8:52.8, 2. Paul Cleary VIC 8:55.0, 3. Darren White QLD 8:57.4, 4. Nicholas Bigg QLD 9:05.0, 5. James Barker NSW 9:08.9, 6. Luke Skelton QLD 9:17.8, 7. Marcus Brown WA 9:19.9, 8. Hayden Isbister QLD 9:23.3.

110m Hurdles (-3.4) 1. Andrew Hewitt NSW 14.55, 2. Jarrod Monaghan VIC 14.60, 3. Andrew Franklin NSW 14.69, 4. Ben Ladbrook VIC 15.36, 5. Matthew Ford VIC 15.40, 6. John Fanella NSW 15.55, 7. Michael Stevenson QLD 15.90, 8. Peter Jackson QLD 16.11.

300m Hurdles (Hand Times) 1. Andrew Franklin NSW 37.8, 2. Trent Wilson QLD 38.8, 3. Andrew Hewitt NSW 39.1, 4. Nathan Patchett NSW 39.2, 5. Ben Ladbrook VIC 39.2, 6. Glenn Hawes TAS 40.5, 7. John Fanella NSW 41.9.

2000m Steeplechase 1. Paul Cleary VIC 6:01.77, 2. David Howells QLD 6:07.94, 3. Mark Pressley WA 6:08.97, 4. Peter Shanks QLD 6:16.53, 5. Brett Mathison NSW 6:24.45, 6. Marcus Brown WA 6:30.02, 7. Daniel Simone NSW 6:33.63, 8. Kristian Woolf QLD 6:36.81.

4x100m Relay 1. Queensland 42.61, 2. New South Wales 43.16, 3. Victoria 43.58, 4. Western Australia 43.90.

4x400m Relay 1. New South Wales 3:20.60, 2. Queensland 3:21.45, 3. Tasmania 3:24.74, 4. Victoria 3:26.91, 5. Western Australia 3:27.73.

3000m Walk 1. Gerard Ploeg NSW 13:05.76, 2. Christian Bone WA 14:05.73, 3. Andrew Bradley NT 15:04.66, 4. Graham Watt WA 15:51.9(h), 5. Liam Murphy SA 15:57.78, 6. Robert Bone WA 16:32.01, DISQ. Luke Collis NSW.

High Jump 1. Mark Sills QLD 2.14, 2. Mark Hahn QLD 2.05, 3. James Gallimore NSW 2.05, 4. Joel Truscott QLD 2.02, 5. Shannon Craven WA 1.99, 6. Andrew Flint NSW 1.93, 7. Neil Gow WA 1.90, 8. Zaid Rain QLD 1.90.

Pole Vault 1. David Cardone SA 4.50, 2. Matthew Filsell SA 4.50, 3. Joe Crouch VIC 4.10, 4. Paul Casey QLD 4.10, 5. Nicholas Roper WA 3.80, 6. Jason Cox QLD 3.50, 7. Ashley Haikings QLD 3.35, 8. Ben McLachlan QLD 3.20.

Long Jump 1. Mark Sills QLD 7.16, 2. Carey Volker QLD 7.04, 3. Mark Sandwell WA 7.04, 4. Andrew Franklin NSW 6.85, 5. Justin Sternes QLD 6.76, 6. Andrew Faichney VIC 6.76, 7. Ivan Lazarus WA 6.69, 8. Dean Stevens QLD 6.65.

Triple Jump 1. Andrew Faichney VIC 14.18, 2. Chris Catto VIC 14.05, 3. Grant Bransgrove NSW 13.94, 4. Todd Jasper WA 13.93, 5. Thomas Crago SA 13.88, 6. Keith Munro NSW 13.63, 7. Cameron Brownjohn QLD 13.59, 8. Andrew McLean QLD 13.43.

Shot Put 1. Justin Anlezark QLD 18.73, 2. Greg Mace ACT 18.70, 3. Raymond Salem NSW 17.14, 4. Sylvan Dorney NSW 16.01, 5. Ivan Lazarus WA 15.99, 6. Mark Wolfenden NSW 15.20, 7. Wayne Peters QLD 15.07, 8. Warren Forbes VIC 14.81.

Discus Throw 1. Warren Forbes VIC 48.00, 2. Ben Hudson NSW 47.64, 3. Adam Kroehnert NSW 47.50, 4. Justin Anlezark QLD 46.54, 5. Wayne Peters QLD 46.12, 6. Hayden Knowles NSW 46.02, 7. Alex Scheffler QLD 45.88, 8. Mitchell McGrath NSW 44.88.

Javelin Throw 1. Shane Wylie QLD 61.92, 2. Dion Collins QLD 61.36, 3. David Mackay NSW 61.26, 4. Ivan Lazarus WA 59.50, 5. Stephen Madeo QLD 58.80, 6. Daniel Gallagher NSW 56.28, 7. Paulo Freitag VIC 54.90, 8. Nick Superina QLD 51.00.

Hammer Throw 1. Jeff Ayres NSW 62.66, 2. Hayden Knowles NSW 56.96, 3. Andrew Hall QLD 56.68, 4. Dean Phillips NSW 54.08, 5. Simon Davies TAS 48.82, 6. Wayne Peters QLD 46.68, 7. Brett Stanes SA 41.08, 8. Matthew Kay TAS 36.56.

MEN UNDER 15

100 Metres (+4.3) 1. Scott Smoothey QLD 11.21, 2. Clinton Pelham NSW 11.36, 3. Andrew Hokin NSW 11.40, 4. Luke Cook QLD 11.43, 5. Eugene Bernaudo VIC 11.49, 6. Mark Nichols TAS 11.52, 7. Gavin Snell ACT 11.54, 8. Peter Missingham NSW 11.56.

200 Metres (-2.0) 1. Allan Agyik QLD 23.64, 2. Scott Smoothey QLD 23.70, 3. Eugene Bernaudo VIC 23.75, 4. Clinton Pelham NSW 23.92, 5. Luke Cook QLD 24.15, 6. Andrew Hokin NSW 24.17, 7. Mark Nichols TAS 24.25, 8. Adam Strong WA 24.58.

400 Metres 1. Steven Hand VIC 52.33, 2. Adam Germaine VIC 52.40, 3. Tim Durer NSW 52.44, 4. Steven Healy QLD 52.55, 5. Eugene Bernaudo VIC 53.75, 6. Grant Cremer NSW 54.20, 7. Ashley Knoke ACT 54.69, 8. Arron Walker NSW 54.73.

800 Metres 1. Andrew Prendergast WA 1:59.81, 2. Tim Durer NSW 2:00.19, 3. Corey Tucker ACT 2:02.25, 4. Ryan McCann QLD 2:03.04, 5. Michael Andrews WA 2:03.96, 6. Grahame Joy QLD 2:05.31, 7. Nathan Tuckey WA 2:08.25, DNF. Grant Cremer NSW.

1500 Metres 1. Andrew Prendergast WA 4:08.95, 2. Grahame Joy QLD 4:12.03, 3. David Clarke QLD 4:14.51, 4. Julien Wicks NSW 4:15.32, 5. Michael Andrews WA 4:15.54, 6. Travis Hinchy QLD 4:15.54, 7. Corey Tucker ACT 4:19.49, 8. Andrew Boak NSW 4:23.32.

3000 Metres 1. Julien Wicks NSW 9:24.58, 2. Andrew Prendergast WA 9:26.24, 3. Andrew Boak NSW 9:29.37, 4. Chris Wood NSW 9:31.82, 5. Wayne Ross QLD 9:32.66, 6. Cory Prout VIC 9:39.71, 7. Michael Andrews WA 9:40.05, 8. Wayne Jones QLD 9:43.51.

100m Hurdles (-2.6) 1. Steven Heard QLD 14.06, 2. Gregory Pill NSW 14.18, 3. Michael Bogdanis WA 14.30, 4. Gareth Watkins NSW 14.47, 5. Matthew Swan QLD 14.55, 6. Hans Vanden Bos SA 14.87, 7. Daniel Carew-Gibson WA 15.26, 8. Shaun O'Brien WA 15.47.

200m Hurdles (-0.1) 1. Gareth Watkins NSW 25.67, 2. Gregory Pill NSW 25.71, =3. Hans Vanden Bos SA 25.93, =3. Adam Garbett QLD 25.93, 5. David Kelly ACT 26.15, 6. Daniel Davey WA 26.53, 7. Daniel Carew-Gibson WA 26.86, 8. Stephen Switez-Glowacz QLD 27.08.

4x100m Relay (Hand Times) 1. New South Wales 45.2, 2. Queensland 45.4, 3. Victoria 46.5, DISQ. Western Australia.

1500m Walk 1. Liam Murphy SA 6:42.93, 2. Matthew Mabin QLD 6:47.33, 3. Brad Malyon NSW 6:48.73, 4. Paul Caulfield VIC 7:02.47, 5. Michael Pearson NSW 7:07.04, 6. Robert Bone WA 7:13.34, 7. Daniel Mercer VIC 7:31.71, 8. Ryan Murtha WA 7:36.38.

High Jump 1. Craig Fountain SA 1.96, 2. Skye Hingston-Curtis QLD 1.90, 3. Tim Durer NSW 1.90, 4. Adam North QLD 1.87, 5. Stephen Anderson WA 1.81, 6. Brennan Jackson WA 1.78, 7. Glen Trenton QLD 1.75, 8. Matthew Christie NSW 1.75.

Pole Vault 1. Ashley Haikings QLD 3.75, 2. Steven Levitzke WA 2.60, 3. Paul Speering WA 2.30.

Long Jump 1. William Conners NSW 6.37, 2. Greg Smallacombe QLD 6.36, 3. Driss Doukari QLD 6.32, 4. Allan Agyik QLD 6.29, 5. Shane Castlereagh ACT 6.24, 6. Stephen Foreshaw NSW 6.21, 7. Michael Bogdanis WA 6.17, 8. Terry Bond NSW 6.02.

Triple Jump 1. Shane Castlereagh ACT 12.95, 2. Driss Doukari QLD 12.87, 3. Michael Bogdanis WA 12.56, 4. Shannon Morrison WA 12.37, 5. Shaun O'Brien WA 12.34, 6. Matthew Christie NSW 12.32, 7. Daniel Davey WA 11.87, 8. Adam Garbett QLD 11.68.

Shot Put 1. Mitchell McGrath NSW 16.99, 2. Jake Bellamy WA 16.26, 3. William Conners NSW 16.05, 4. Francois Olivier NSW 16.02, 5. Rodney Mackley VIC 15.58, 6. Shaun O'Brien WA 15.27, 7. Michael D'Angelo VIC 14.47, 8. Simon Nichols TAS 8.19.

Discus Throw 1. Mitchell McGarth NSW 57.76, 2. Francois Olivier NSW 50.26, 3. Brendan Wilson QLD 49.04, 4. Hayden Katsiotis QLD 47.28, 5. Shaun O'Brien WA 46.94, 6. Cameron Neale VIC 44.22, 7. Ben Nicolaou QLD 44.20, 8. Anthony Monson WA 43.32.

Javelin Throw 1. Kerry Beeton TAS 55.34, 2. Scott Jacka QLD 52.22, 3. Anthony Genocchio QLD 51.92, 4. Leigh Chambers VIC 48.10, 5. Lucas Bennett QLD 47.12, 6. Jai York WA 46.08, 7. Mitchell McGrath NSW 46.04, 8. Aaron Haining WA 43.22.

Hammer Throw 1. Anthony Monson WA 47.10, 2. Goran Jovanovic NSW 46.66, 3. Ben Nicolaou QLD 45.98, 4. Matthew Kay TAS 43.90, 5. Francois Olivier NSW 41.04, 6. Ian Dilley WA 39.26, 7. Cameron Neale VIC 35.00, 8. Simon Nichols TAS 32.50.

WOMEN UNDER 19

100 Metres (-3.8) 1. Bindi Goonchew QLD 12.52, 2. Rachel Rogers QLD 12.62, 3. Melindy Smith NT 12.83, 4. Rachel Robson NSW 12.97, 5. Toni Paine NSW 13.02, 6. Tania Cortis QLD 13.12, 7. Monique Perry NSW 13.17, 8. Deborah McLaughlin VIC 13.19.

200 Metres (-0.9) 1. Bindi Goonchew QLD 24.82, 2. Rachel Rogers QLD 24.98, 3. Melindy Smith NT 25.36, 4. Vicky Pigginn NSW 25.76, 5. Toni Paine NSW 26.00, 6. Tricia Leahy WA 26.01, 7. Rachel Links NSW 26.31, 8. Tania Cortis QLD 26.45.

400 Metres 1. Amber Menzies NSW 56.71, 2. Melindy Smith NT 57.16, 3. Sarah Young SA 57.29, 4. Candina Weston NSW 58.29, 5. Tricia Leahy WA 58.36, 6. Suzanne Bacon QLD 58.85, 7. Toni Paine NSW 59.19, 8. Connie Cipa QLD 59.49.

800 Metres 1. Sarah Jamieson WA 2:08.73, 2. Amber Menzies NSW 2:12.72, 3. Connie Cipa QLD 2:13.01, 4. Candina Weston NSW 2:16.36, 5. Lisa Zammarrelli NSW 2:21.01, 6. Erin Simpson NSW 2:28.97, 7. Virginia Heitman WA 2:37.26.

1500 Metres 1. Sarah Jamieson WA 4:28.49, 2. Tiffany Levette NSW 4:44.71, 3. Rachel Smith QLD 4:51.44, 4. Rebecca Rider QLD 4:52.67, 5. Lisa Zammarrelli NSW 4:57.53, 6. Jane Pickup TAS 4:59.39, 7. Erin Simpson NSW 5:28.38.

3000 Metres (Hand Times) 1. Ruth Barton VIC 10:07.4, 2. Tiffany Levette NSW 10:07.9, 3. Cara Parthezius WA 10:31.9, 4. Rachel Smith QLD 10:36.6, 5. Lisa Zammarrelli NSW 10:39.6, 6. Bridget Bisdee TAS 10:47.7, 7. Rebecca Rider QLD 10:58.2, DNF. Megan Wilson WA.

100m Hurdles (-2.7) 1. Rachel Links NSW 14.41, 2. Rachel Rogers QLD 14.59, 3. Anna Kaminski NSW 15.25, 4. Melinda Scarr QLD 15.53, 5. Aleisha Sutton WA 15.65, 6. Kim Glossop WA 15.93, 7. Fiona Riley QLD 16.21.

400m Hurdles 1. Rebecca Campbell WA 1:02.75, 2. Jodie Redding QLD 1:05.97, 3. Laura Humphryis VIC 1:08.23, 4. Michelle Wilson QLD 1:09.23, 5. Robyn Pearson NSW 1:10.05, 6. Virginia Heitman WA 1:11.43, 7. Kate Ridley WA 1:13.19, 8. Kirsty Cumberland NSW 1:13.31.

4x100m Relay 1. New South Wales 48.33, 2. South Australia 49.12, 3. Western Australia 49.13, 4. Victoria 49.52, DNF. Queensland.

4x400m Relay 1. New South Wales 3:51.32, 2. South Australia 3:51.89, 3. Queensland 3:53.35, 4. Western Australia 4:00.41, 5. Victoria 4:14.03.

3000m Walk 1. Linda Coffee NSW 13:35.16, 2. Cheryl Webb NSW 14:21.46, 3. Marcia Lomas WA 14:40.04, 4. Jennifer Crooks SA 14:55.73, 5. Amanda Heckenberg NSW 15:00.13, 6. Selena Ford QLD 15:04.39, 7. Cara Callum QLD 15:08.05, 8. Melissa Scott VIC 16:26.05.

High Jump 1. Leona Myers NSW 1.74, 2. Gabrielle Conroy NSW 1.74, 3. Cathie Page NSW 1.74, 4. Kellie Fussell WA 1.71, 5. Jane Millington WA 1.71, 6. Rosemary Thompson QLD 1.65.

Long Jump 1. Nicole Mladenis WA 5.86, 2. Deborah McLaughlin VIC 5.85, 3. Lesley Trim QLD 5.55, 4. Vicky Pigginn NSW 5.55, 5. Michelle Wallis NSW 5.49, 6. Natalee St Jack WA 5.36, 7. Alisia Harrison QLD 5.36, 8. Kylie Stephanos SA 5.34.

Triple Jump 1. Nicole Mladenis WA 12.29, 2. Emelia Asamoah QLD 11.95, 3. Sharon Cummings SA 11.83, 4. Kylie Stephanos SA 11.73, 5. Paula Lodge TAS 11.65, 6. Michelle Wallis NSW 11.50, 7. Gillian Ting NSW 11.41, 8. Anita Hrysafis NSW 11.15.

Shot Put 1. Kylie Standing NSW 14.18, 2. Helen Toussis QLD 12.77, 3. Kirran Moss ACT 12.58, 4. Kathy Gore QLD 12.30, 5. Kali Doublet NSW 12.05, 6. Suzann Papa NSW 11.42, 7. Hannah Riley NSW 11.40, 8. Elizabeth Hinde WA 10.69.

Discus Throw 1. Kali Doublet NSW 41.82, 2. Rachel Dunham NSW 40.60, 3. Kylie Standing NSW 39.28, 4. Kirran Moss ACT 39.28, 5. Georgina Railton-Stewart QLD 38.52, 6. Jane Nacsa QLD 38.22, 7. Katie Ohlrich NSW 36.38, 8. Kathy Gore QLD 35.52.

Javelin Throw 1. Monique Wylie QLD 47.16, 2. Georgina Railton-Stewart QLD 41.20, 3. Julie Deluca WA 40.84, 4. Sarah Paisley VIC 38.84, 5. Amanda Prior NSW 37.34, 6. Natasha Loveday SA 36.28, 7. Coralie Wilhelm SA 35.06, 8. Aleisha Sutton WA 34.10.

Hammer Throw 1. Kirran Moss ACT 43.78, 2. Brenda MacNaughton NSW 43.50, 3. Sarah Kissell WA 38.50, 4. Railene Ward WA 38.20, 5. Caroline Blyton NSW 37.34, 6. Cherie Pollock WA 32.90, 7. Jodie Hall TAS 31.74, 8. Helen Toussis QLD 29.30.

Heptathlon 1. Lisa Armstrong QLD 4725, 2. Melissa Harris NSW 4568, 3. Aleisha Sutton WA 4457, 4. Tessa McCarron NSW 4131, 5. Fiona Riley QLD 3866, 6. Rebecca Burgess NSW 3358, 7. Pippa Leverington WA 3355, 8. Debra Strong TAS 3083.

WOMEN UNDER 17

100 Metres (-2.8) 1. Amanda Cooper NSW 12.31, 2. Sonia Willis NSW 12.33, 3. Rachel Guest TAS 12.50, 4. Rosi Tamani QLD 12.63, 5. Rebecca Campbell WA 12.63, 6. Gillian Ragus WA 12.65, 7. Elly Hutton VIC 12.68, 8. Alison Smith WA 12.76.

200 Metres (-2.4) 1. Amanda Cooper NSW 24.48, 2. Sonia Willis NSW 24.65, 3. Kim Nankivell SA 25.27, 4. Sharon Cripps QLD 25.48, 5. Rachael Massey NSW 25.66, 6. Elly Hutton VIC 25.95, 7. Michelle Tobin WA 25.97, 8. Rachel Guest TAS 26.06.

400 Metres 1. Rebecca Campbell WA 55.27, 2. Kim Nankivell SA 56.24, 3. Kylie Watkins NSW 57.47, 4. Danielle O'Toole NSW 58.18, 5. Bridie King TAS 59.28, 6. Cheryl Austin QLD 59.46, 7. Angie Neilson NSW 60.12, 8. Kara Withers NSW 63.38.

800 Metres 1. Marcela Zaricky QLD 2:14.22, 2. Debby Graham NSW 2:14.53, 3. Emily Drew SA 2:15.27, 4. Kristy McCarthy SA 2:17.50, 5. Saleena Roberts QLD 2:17.53, 6. Ruth Claughton WA 2:18.10, 7. Mary-Jane Harding NSW 2:18.90, 8. Lisa Flowers QLD 2:21.86.

1500 Metres 1. Mary-Jane Harding NSW 4:41.43, 2. Kristy McCarthy SA 4:42.31, 3. Dianna Lyon QLD 4:43.79, 4. Marcela Zaricky QLD 4:48.53, 5. Tamlyn Mathiske NSW 4:51.95, 6. Emily Drew SA 4:56.34, 7. Debby Graham NSW 5:01.67, 8. Vivian Pott QLD 5:04.49.

3000 Metres (Hand Times) 1. Tamlyn Mathiske NSW 10:19.2, 2. Dianna Lyon QLD 10:21.1, 3. Vynka Carvill SA 10:22.3, 4. Vivian Pott QLD 10:40.4, 5. Natasha Morton QLD 10:49.4, 6. Catherine Swarzes NSW 11:10.8, 7. Erica Ferrell WA 11:12.9, 8. Laurie Sullivan NSW 11:28.6.

100m Hurdles (-2.6) 1. Gillian Ragus WA 14.66, 2. Alison Smith WA 14.79, 3. Natalee St Jack WA 14.85, 4. Catherine Horder NSW 14.94, 5. Lynise Miller WA 15.09, 6. Sharon Sutherland WA 15.34, 7. Rosi Tamani QLD 15.78, 8. Virginia Young NSW 15.93.

300m Hurdles 1. Lynise Miller WA 42.64, 2. Catherine Horder NSW 43.95, 3. Nicole Apps NSW 44.61, 4. Sharon Cummings SA 45.49, 5. Ange Cooper TAS 45.54, 6. Meredith Bochmann QLD 45.68, 7. Sally Ogilvy VIC 47.32, 8. Alison Smith WA 49.23.

4x100m Relay 1. New South Wales 46.42, 2. Queensland 47.62, 3. Western Australia 47.68, 4. Victoria 48.53.

4x400m Relay 1. Western Australia 3:52.71, 2. New South Wales 3:53.31, 3. Queensland 3:54.36, 4. Victoria 4:01.40.

3000m Walk 1. Linda Coffee NSW 13:41.63, 2. Cheryl Webb NSW 14:18.88, 3. Natalie Saville NSW 14:37.30, 4. Amanda Heckenberg NSW 14:54.89, 5. Jennifer Crooks SA 15:00.21, 6. Cara Callum QLD 15:32.93, 7. Melissa Scott VIC 16:00.28, 8. Kellie Linning QLD 16:03.71.

High Jump 1. Melissa Harris NSW 1.78, 2. Carmen Hunter QLD 1.75, 3. Simone King VIC 1.72, =4. Virginia Young NSW 1.72, =4. Naomi Tome NSW 1.72, 6. Kellie Fussell WA 1.69, 7. Shallen Prosper NSW 1.69, 8. Melissa Raybould WA 1.69.

Long Jump 1. Lisa Armstrong QLD 5.73, 2. Belinda Otto NSW 5.70, 3. Virginia Young NSW 5.58, 4. Natalee St Jack WA 5.54, 5. Channelle Harper QLD 5.52, 6. Georgie Farley VIC 5.50, 7. Lesley Trim QLD 5.47, 8. Keri Wilson NSW 5.38.

Triple Jump 1. Emelia Asamoah QLD 11.90, 2. Sharon Cummings SA 11.66, 3. Paula Lodge TAS 11.53, 4. Jane Millington WA 11.48, 5. Georgie Farley VIC 11.38, 6. Natalie Dick NT 11.34, 7. Gillian Ting NSW 11.21, 8. Sharon Sutherland WA 10.91.

Shot Put 1. Kathy Gore QLD 12.68, 2. Kali Doublet NSW 12.41, 3. Brenda MacNaughton NSW 12.13, 4. Rachael Dunham NSW 11.72, 5. Elizabeth Hinde WA 11.42, 6. Bryony Glass WA 10.57, 7. Jodie Hall TAS 9.69.

Discus Throw 1. Kali Doublet NSW 41.24, 2. Rachael Dunham NSW 39.80, 3. Monique Wylie QLD 39.72, 4. Monique Nacsa NSW 39.34, 5. Kathy Gore QLD 37.04, 6. Jill Webster WA 36.58, 7. Brenda MacNaughton NSW 33.22, 8. Caroline Blyton NSW 31.72.

Javelin Throw 1. Monique Wylie QLD 45.72, 2. Antonia Hooke NSW 42.54, 3. Melissa Eckford QLD 40.94, 4. Julie Deluca WA 40.42, 5. Rebecca Redman NSW 38.14, 6. Natasha Loveday SA 37.62, 7. Jill Webster WA 35.54, 8. Melissa Harris NSW 33.92.

WOMEN UNDER 15

100 Metres (+1.4) 1. Tamsyn Lewis VIC 11.93, 2. Lauren Hewitt VIC 11.98, 3. Melissa Kay TAS 12.31, 4. Sally Christensen QLD 12.50, 5. Donna Jones NSW 12.55, 6. Patrice Scott SA 12.60, 7. Bronwyn Smith NSW 12.77.

200 Metres (-2.7) 1. Tamsyn Lewis VIC 24.85, 2. Lauren Hewitt VIC 25.71, 3. Alexia Moncrieff-Hill NSW 25.88, 4. Clare Thompson QLD 26.05, 5. Renee Robson QLD 26.16, 6. Kelly Benoit NSW 26.38, 7. Leana Smith NSW 26.77, 8. Patrice Scott SA 27.18.

400 Metres 1. Alexia Moncrieff-Hill NSW 57.06, 2. Vanessa Lee TAS 57.75, 3. Danielle Ferraro NSW 57.95, 4. Stacey Gurney WA 58.45, 5. Kelly Benoit NSW 58.45, 6. Renee Robson QLD 58.60, 7. Nicole Muir ACT 58.88, 8. Kelly Vernon WA 60.87.

800 Metres 1. Karen Sank QLD 2:14.30, 2. Eugenie Austin NSW 2:15.50, 3. Amanda Sotera NSW 2:17.40, 4. Emily Morris NSW 2:17.60, 5. Katie Charlesworth WA 2:17.76, 6. Jodette Reid ACT 2:18.59, 7. Christina Ladyman WA 2:20.81, 8. Cassie Cole VIC 2:21.18.

1500 Metres 1. Eugenie Austin NSW 4:44.64, 2. Melanie Wells QLD 4:45.91, 3. Emily Morris NSW 4:46.97, 4. Katie Charlesworth WA 4:47.58, 5. Laila Comer NSW 4:48.28, 6. Moana Crichton NSW 4:48.34, 7. Christina Ladyman WA 4:53.90, 8. Anabel Howe WA 4:56.19.

3000 Metres 1. Amanda Sotera NSW 10:23.35, 2. Melanie Wells QLD 10:24.32, 3. Laila Comer NSW 10:27.28, 4. Anabel Howe WA 10:27.32, 5. Andrea Guerin QLD 10:30.15, 6. Natalie Saville NSW 10:53.96, 7. Anna Skaramuka ACT 10:54.63, 8. April Roberts QLD 10:57.15.

90m Hurdles (-2.6) 1. Tambi Jogis VIC 13.33, 2. Clare Thompson QLD 13.41, 3. Donna Jones NSW 13.53, 4. Chrissie Ryan QLD 13.68, 5. Bronwyn Smith NSW 13.78, 6. Brigid Payze WA 13.86, 7. Nicola Short VIC 14.03, 8. Lorin Howe QLD 14.12.

200m Hurdles (+2.6) 1. Chrissie Ryan QLD 27.12, 2. Bronwyn Smith NSW 27.31, 3. Nicola Short VIC 27.79, 4. Tambi Jogis VIC 27.87, 5. Clare Thompson QLD 28.17, 6. Donna Jones NSW 28.66, 7. Nicole Muir ACT 29.13, 8. Lorin Howe QLD 31.40.

4x100m Relay (Hand Times) 1. New South Wales 49.0, 2. Victoria 49.2, 3. Western Australia 50.1, 4. Tasmania 50.4, DISQ. Queensland.

1500m Walk 1. Natalie Saville NSW 6:51.50, 2. Claire Maddison SA 6:53.62, 3. Amber Lawrence NSW 6:58.23, 4. Anita Wallis QLD 7:04.89, 5. Maureen O'Brien WA 7:24.04, 6. Justine Shanks WA 7:44.65, 7. Carie Scott WA 7:46.65, 8. Kim Dunne VIC 7:56.14.

High Jump 1. Carmen Hunter QLD 1.85, 2. Melissa Raybould WA 1.73, 3. Melissa Auer NSW 1.70, 4. Kelly Telford NSW 1.67, 5. Amy Walker QLD 1.67, 6. Sarah Wiltshire VIC 1.67, 7. Clare Thompson QLD 1.61, 8. Sheree Wood QLD 1.61.

Long Jump 1. Clare Thompson QLD 5.53, 2. Lauren Hewitt VIC 5.43, 3. Tambi Jogis VIC 5.39, 4. Bronwyn Thompson QLD 5.36, 5. Julie Deluca WA 5.34, 6. Melissa Auer NSW 5.33, 7. Amy Walker QLD 5.28, 8. Davina Strauss NSW 5.27.

Triple Jump 1. Lauren Hewitt VIC 11.92, 2. Carmen Hunter QLD 11.44, 3. Tambi Jogis VIC 11.27, 4. Amy Walker QLD 11.23, 5. Julie Deluca WA 11.17, 6. Carmen Miller TAS 11.13, 7. Bronwyn Thompson QLD 10.99, 8. Veeya Jones-Morris WA 10.96.

Shot Put 1. Brigid Payze WA 14.90, 2. Lyndelle Taylor NSW 13.91, 3. Lisa Patterson QLD 13.65, 4. Debra Turnbull NSW 13.42, 5. Samantha Schoen QLD 12.57, 6. Helen May QLD 12.06, 7. Emma Stuart NSW 11.85, 8. Georgia Price ACT 11.67.

Discus Throw 1. Brigid Payze WA 38.98, 2. Debra Turnbull NSW 37.20, 3. Jodie McMartin QLD 36.76, 4. Amanda Gavenlock NSW 34.90, 5. Georgia Price ACT 34.76, 6. Amber Hooper NSW 33.16, 7. Amanda Adams VIC 32.56, 8. Emma Stuart NSW 29.66.

Javelin Throw 1. Julie Deluca WA 41.64, 2. Amanda O'Sullivan QLD 37.54, 3. Amber Hooper NSW 36.86, 4. Vienna Bungie-Beard NSW 35.64, 5. Lisa Patterson QLD 34.18, 6. Lyndelle Taylor NSW 33.92, 7. Rebecca Elphick WA 32.18, 8. Joanne Tennent QLD 32.16.

1993 AUSTRALIAN TRACK & FIELD CHAMPIONSHIPS
BRISBANE 5-9 MARCH

MEN OPEN

100 Metres (+4.7) 1. Dean Capobianco WA 10.17, = 2. Tim Jackson NSW 10.20, =2. Damien Marsh QLD 10.20, 4. Paul Henderson NSW 10.32, 5. Shane Naylor VIC 10.39, 6. Stephen Brimacombe VIC 10.40, 7. Patrick Birgan QLD 10.56, 8. Fred Martin NSW 10.70.

200 Metres (+3.4) 1. Damien Marsh QLD 20.29, 2. Paul Henderson NSW 20.36, 3. Mark Ladbroke VIC 20.66, 4. Stuart Uhlmann QLD 20.90, 5. Glen McCarthy TAS 20.94, 6. Jason Veitch VIC 20.99, 7. Kouji Ito JPN 20.99, 8. Andrew Douglas VIC 21.14.

400 Metres 1. Darren Clark NSW 45.65, 2. Jason Kougellis NSW 46.17, 3. Joshua Coull VIC 46.38, 4. Anthony Ryan QLD 46.48, 5. Kouji Ito JPN 46.76, 6. Jason Hooker NSW 47.13, 7. Syunji Karube JPN 47.27, 8. Simon Hollingsworth TAS 47.41.

800 Metres 1. Simon Lewin VIC 1:47.06, 2. Barry Acres WA 1:47.29, 3. Simon Still QLD 1:48.23, 4. Anthony Scott QLD 1:48.63, 5. John White TAS 1:49.63, 6. Justin Rinaldi VIC 1:50.46, 7. Craig O'Brien NSW 1:50.72, 8. Rhad Grivas WA 1:53.01.

1500 Metres 1. Simon Doyle QLD 3:46.03, 2. David Evans VIC 3:46.48, 3. Lex Davey VIC 3:46.83, 4. Peter Hepworth VIC 3:47.74, 5. Glenn Ritchie NSW 3:48.50, 6. Darren Abbott SA 3:48.59, 7. Mark Taylor SA 3:49.11, 8. Simon Lewin VIC 3:49.27.

5000 Metres 1. Peter O'Donoghue VIC 13:55.1, 2. Julian Paynter VIC 13:55.7, 3. Paul Patrick VIC 13:58.7, 4. Michael Inwood QLD 14:27.6.

10000 Metres 1. Rod Higgins ACT 29:02.7, 2. Rod De Highden VIC 29:31.5, 3. Paul Arthur NSW 29:38.7, 4. Rex Peters NSW 30:08.8, 5. John Meagher VIC 30:25.5, 6. Richard Hope VIC 30:35.2, 7. Gary McClean NSW 30:56.3, 8. Bill Hunter QLD 33:39.7.

110m Hurdles (+1.7) 1. Kyle Vander-Kuyp VIC 13.57, 2. David Cooper QLD 13.92, 3. John Caliguri VIC 13.93, 4. Jon Morrison NSW 14.42, 5. Paul Edmiston WA 14.54, 6. Christopher Ingram QLD 14.62, 7. Chris Shute NSW 14.74, 8. Stephen Hasker VIC 14.81.

400m Hurdles 1. Syunji Karube JPN 50.21, 2. Rohan Robinson VIC 50.35, 3. Leigh Miller VIC 51.81, 4. Andrew Zorzit NSW 52.07, 5. Stephen Hasker VIC 52.45, 6. Malcolm Bult WA 52.66, 7. Blair Young QLD 53.38, 8. Gary Workman VIC 53.48.

3000m Steeplechase 1. Shaun Creighton VIC 8:29.31, 2. Graeme Olden VIC 8:58.64, 3. David Rundle NSW 9:01.55, 4. Peter Moore ACT 9:02.62, 5. Richard Russell VIC 9:08.96, 6. Jarrod Shaw TAS 9:13.46, 7. Bruce Jones QLD 9:19.31, 8. Scott Faulkner VIC 9:23.07.

4x100m Relay 1. New South Wales 39.55, 2. Queensland 40.42, 3. South Australia 40.47, 4. Western Australia 40.60, 5. Victoria 40.67, 6. Japan 41.62.

4x100m Relay - Invitation 1. Australia Green 40.90, 2. Australia Gold - Disqualified.

4x400m Relay 1. Australia Gold 3:02.84, 2. Western Australia 3:06.96, 3. Victoria 3:08.78, 4. New South Wales 3:09.10, 5. Tasmania 3:09.32, 6. Queensland 3:12.68.

5000m Walk 1. Nicholas A'Hern NSW 18:58.7, 2. Dave Smith QLD 20:09.9, 3. Simon Baker VIC 20:33.2, 4. Paul Kennedy VIC 20:56.2, 5. Matthew O'Donnell NSW 21:13.6, 6. Greg Robertson TAS 21:38.5, 7. Ignacio Jimenez QLD 21:39.8, 8. Stephen Bourke VIC 21:51.7.

High Jump 1. Tim Forsyth VIC 2.28, 2. Lochsley Thomson NSW 2.24, =3. David Anderson WA 2.20, =3. Jagan Hames SA 2.20, 5. Chris Anderson WA 2.20, 6. Michael Hawkey VIC 2.15, 7. Nicholas Moroney NSW 2.10, 8. David Hay VIC 2.10.

Pole Vault 1. James Miller WA 5.45, 2. Simon Arkell SA 5.45, 3. Toshiyuki Hasioka JPN 5.35, 4. Greg Halliday SA 5.25, 5. Tim Foster SA 5.15, 6. Adrian Bareil SA 5.05, 7. Adam Steinhardt SA 5.05, 8. Brett Styles VIC 4.75.

Long Jump 1. Mike Powell USA 8.43 (+1.7), 2. Michael Morgan VIC 7.85 (+4.8), 3. Jai Taurima QLD 7.84 (+2.3), 4. Gordon Laine USA 7.81 (+1.0), 5. David Culbert VIC 7.69 (+0.7), 6. Clint Harvey QLD 7.68 (+3.6), 7. Stacey Taurima QLD 7.59 (+4.3), 8. Shane Cassey WA 7.56 (+1.9).

Triple Jump 1. Peter Burge QLD 15.87, 2. Leigh Stuart VIC 15.76, 3. Tony Brideson SA 15.57, 4. Ross Beames VIC 15.50, 5. Ian Van Roden QLD 15.49, 6. Shane Cassey WA 15.36, 7. Simon Jacotine VIC 15.28, 8. Mark Achermann VIC 14.69.

Shot Put 1. John Minns VIC 18.22, 2. John McNamara VIC 17.15, 3. Jason Impey NSW 16.01, 4. Peter Lonsdale QLD 15.96, 5. Jakob Vujcic NSW 15.96, 6. Grant Edwards NSW 15.24, 7. Kevin Galea QLD 14.77, 8. Scott Young VIC 14.44.

Discus Throw 1. Werner Reiterer VIC 60.16, 2. Richard Fejer VIC 52.98, 3. Mark Henderson QLD 52.96, 4. Peter Lonsdale QLD 50.90, 5. Jason Impey NSW 49.28, 6. Scott Young VIC 48.32, 7. Ben Jaaniste NSW 48.10, 8. Steven Dwight NSW 48.00.

Javelin Throw 1. Andrew Currey NSW 78.40, 2. Murray Keen WA 72.32, 3. Cameron Graham VIC 69.36, 4. Nick Batty ACT 68.80, 5. Adrian Hatcher VIC 66.50, 6. Nobori Ikeda JPN 64.86, 7. Alan Dashwood QLD 64.72, 8. Tony Shield QLD 63.62.

Hammer Throw 1. Sean Carlin SA 74.74, 2. Paul Carlin SA 67.74, 3. Matthew Dwight NSW 61.42, 4. Russell Devine VIC 59.80, 5. Demetrios Dionisopoulos VIC 58.62, 6. Stuart Rendell ACT 58.06, 7. David Allan GBR 57.48, 8. Justin McDonald TAS 57.44.

Decathlon 1. Peter Winter VIC 7600, 2. Brendon Tennant NT 7459, 3. Paul Jeffrey WA 7433, 4. Warren Evans QLD 7091, 5. Chris Bradshaw VIC 7064, 6. Todd Apted TAS 6832, 7. Nick Foley VIC 6807, 8. Tim Barbour SA 6608.

MEN UNDER 20

100 Metres (+2.1) 1. Nick Rennie VIC 10.59, 2. Brad Figures NSW 10.87, 3. Mike Wiener NSW 10.98, 4. Eugene Farrell QLD 10.98, 5. Simon Gallagher VIC 11.01, 6. Brad Jackson NSW 11.05, 7. Bradley Schrader NSW 11.08, 8. Mark Rooney NSW 15.60.

200 Metres (+3.5) 1. Nick Rennie VIC 20.95, 2. Brad Figures NSW 21.47, 3. David Stawicki VIC 21.47, 4. Justin Lewis VIC 21.72, 5. Mathew Woodhouse NSW 21.75, 6. Lewis Rangott NSW 21.76, 7. Eugene Farrell QLD 21.81, DNF. Brett Callaghan VIC.

400 Metres 1. Mark Moresi VIC 47.61, 2. Declan Stack WA 47.62, 3. Steven Kingston VIC 47.66, 4. Heath Fitzpatrick QLD 48.03, 5. Paul Tobin VIC 48.82, 6. Chris Carroll QLD 49.00, DNS. Brett Callaghan VIC, DNS. Lewis Rangott NSW.

800 Metres 1. Heath Fitzpatrick QLD 1:49.88, 2. Stuart Windybank NSW 1:50.55, 3. Andrew Lambert VIC 1:50.64, 4. Adam Steward VIC 1:51.10, 5. Stuart Lyall QLD 1:51.37, 6. Matthew Jamieson SA 1:51.68, 7. Saxon Moseley NSW 1:54.43, 8. Kevin Richardson QLD 1:55.31.

1500 Metres 1. Glenn Stojanovic NSW 3:50.58, 2. John Wall NSW 3:50.99, 3. Stuart Lyall QLD 3:51.82, 4. Michael Power VIC 3:51.83, 5. Trent Harlow NSW 3:55.49, 6. Daniel Hill NT 3:56.61, 7. John Weingarh NSW 3:59.54, 8. Brad Marland NSW 4:01.86.

5000 Metres 1. Andrew Letherby QLD 14:43.6, 2. Trent Harlow NSW 14:43.6, 3. Trent Wood NSW 14:50.7, 4. Mark Obernhumer VIC 14:55.6, 5. Lee Troop VIC 15:00.7, 6. Julian Dwyer VIC 15:13.7, DNF. Darren Urquhart QLD.

110m Hurdles (-0.6) 1. Christopher Ingram QLD 14.66, 2. Chris Shute NSW 14.77, 3. Brad Figures NSW 14.88, 4. Geoff Coolen SA 14.91, 5. Jaemes Driver NSW 15.57, 6. William Renwick VIC 15.78, DNS. Jagan Hames SA.

400m Hurdles 1. Chris Carroll QLD 51.19, 2. Duncan Pugh WA 52.20, 3. Geoff Coolen SA 52.93, 4. Anthony Benn NSW 53.28, 5. Adrian Harvey VIC 53.93, 6. Alistair Tait VIC 57.30.

3000m Steeplechase 1. Glenn Stojanovic NSW 9:07.40, 2. Daryl Knipe QLD 9:25.41, 3. Andrew Scott VIC 9:28.61, 4. Damien Coman QLD 9:34.49, 5. Daniel Green NSW 9:42.25, 6. Bruce Hogg NSW 9:44.15, 7. Rohan Lowry ACT 9:47.04, 8. Matthew Bourke VIC 9:47.78.

4x100m Relay 1. Victoria 41.32, 2. New South Wales 41.42, 3. Queensland 41.67.

4x400m Relay 1. Victoria 3:11.49, 2. Queensland 3:13.09, 3. New South Wales 3:19.70.

5000m Walk 1. Dion Russell VIC 21:23.47, 2. Matthew O'Donnell NSW 21:39.00, 3. Jason Moore QLD 21:49.72, 4. Simon Robards NSW 22:22.24, 5. Duane Cousins VIC 22:45.95, 6. Darren Page SA 23:01.09, 7. Mark Coleman VIC 23:47.19, 8. Darren Bown SA 24:04.59.

High Jump 1. Jagan Hames SA 2.21, 2. Matthew Gamble VIC 2.10, 3. David Frazer VIC 2.05, 4. Daniel Wiseman SA 2.00, 5. Joel Truslott QLD 2.00, 6. John Hoad QLD 1.95, =7. Mark Sills QLD 1.95, =7. Troy Russell QLD 1.95, DNS. Tim Forsyth VIC.

Pole Vault 1. James Miller WA 5.20, 2. Aaron Gray SA 4.80, 3. Paul Jeffrey WA 4.60, 4. Andrew Bernacki SA 4.45, 5. Peter Casey QLD 4.00, 6. Paul Casey QLD 4.00, 7. Stuart McLean NSW 3.55.

Long Jump 1. Stacey Taurima QLD 7.56 (+2.5), 2. Ryan Moore WA 7.44 (+2.3), 3. Darryl Wohlsen QLD 7.33 (-0.8), 4. Julian Manderson QLD 7.31 (+0.7), 5. Greg Quirk NSW 7.11 (+2.2), 6. Geoff Davies NSW 7.00 (+3.4), 7. Clinton Lucas SA 6.87 (+2.2), 8. Jason Zabiello NSW 6.86 (-2.8).

Triple Jump 1. Peter Burge QLD 15.61 (+2.2), 2. Jason Wight WA 15.06 (-1.0), 3. Craig Willetts NSW 14.58 (+1.8), 4. Nicholas Roy TAS 14.17 (+2.2), 5. Mark Dick NT 13.70 (-1.3).

Shot Put 1. Jakob Vujcic NSW 15.43, 2. Greg Mace ACT 14.61, 3. Leslie Kuorikoski QLD 14.05, 4. Adam Coleman NSW 13.88, 5. Ian Townley ACT 13.07, 6. Lyndon Anlerzark QLD 12.74, 7. Royce Farley QLD 12.24.

Discus Throw 1. Christopher Bocalatte QLD 48.72, 2. Ben Jaaniste NSW 46.70, 3. Azi Liaver QLD 42.78, 4. Leslie Kuorikoski QLD 41.70, 5. Rodney Peters QLD 38.12, 6. Phil Blucher NSW 37.34.

Javelin Throw 1. Shane Wylie QLD 68.54, 2. Travis Peter SA 60.76, 3. Michael Moralee VIC 58.06, 4. Grant May TAS 56.06, 5. Joe Issacs NSW 55.10, 6. Gregory Jeffery NSW 49.34.

Hammer Throw 1. Matthew Dwight NSW 61.54, 2. Justin McDonald TAS 60.02, 3. Matthew Albion QLD 48.34, 4. Hayden Knowles NSW 45.46, 5. Phil Blucher NSW 42.36.

Decathlon 1. Leslie Kuorikoski QLD 7107, 2. Stuart Maxwell TAS 6308, 3. Greg Quirk NSW 5958, 4. Jaemes Driver NSW 5597, 5. Paul Kennedy NSW 5096.

WOMEN OPEN

100 Metres (+2.4) 1. Melinda Gainsford NSW 11.26, 2. Jane Ovenden WA 11.60, 3. Tania Van Heer SA 11.64, 4. Darsha Damayanthi VIC 11.74, 5. Monique Dunstan-Miers QLD 11.78, 6. Fiona Blair NSW 11.87, 7. Jodi Lambert WA 11.88, 8. Veronica Lee NSW 11.91.

200 Metres (+0.7) 1. Melinda Gainsford NSW 22.49, 2. Catherine Freeman VIC 22.67, 3. Tania Van Heer SA 23.84, 4. Brigitte Mullen QLD 23.95, 5. Jodi Lambert WA 24.07, 6. Mellissa Mackie ACT 24.43, 7. Kathy Davis NSW 24.56, 8. Natasha Stenberg NSW 24.57.

400 Metres 1. Renee Poetschka WA 51.00, 2. Michelle Lock QLD 52.08, 3. Kylie Hanigan NSW 52.35, 4. Susan Andrews TAS 52.48, 5. Maree Holland NSW 52.52, 6. Mellissa Mackie ACT 54.10, 7. Sophie Scamps NSW 54.73, 8. Natasha Stenberg NSW 55.38.

800 Metres 1. Narelle Parr NSW 2:03.92, 2. Sandra Dawson QLD 2:03.93, 3. Melanie Collins NSW 2:05.10, 4. Margaret Leaney VIC 2:05.91, 5. Wendy Old SA 2:06.91, 6. Nicole Webster VIC 2:07.81, 7. Lisa O'Connell VIC 2:08.13, 8. Patricia Garnett WA 2:08.49.

1500 Metres 1. Susie Power VIC 4:14.89, 2. Sacha Stephens QLD 4:15.72, 3. Krishna Stanton ACT 4:16.47, 4. Margaret Leaney VIC 4:17.16, 5. Nicole Robinson VIC 4:19.78, 6. Sandra Dawson QLD 4:22.43, 7. Kerryn McCann NSW 4:22.68, 8. Angela Luchetti ACT 4:23.93.

3000 Metres 1. Krishna Stanton ACT 8:58.6, 2. Susie Power VIC 9:01.3, 3. Maryann Murray TAS 9:21.9, 4. Jackie Gallagher QLD 9:23.3, 5. Kerryn McCann NSW 9:25.7, 6. Susan Case VIC 9:23.6, 7. Marcia Sheer SA 9:34.9, 8. Nicole Robinson VIC 9:39.5.

10000 Metres 1. Susan Hobson ACT 33:53.6, 2. Suzanne Malaxos WA 35:25.4, 3. Karen Moir VIC 36:53.1, 4. Marlies Laaper NSW 37:44.6, 5. Penny Anderson VIC 38:36.2.

100m Hurdles (+1.8) 1. Jane Flemming VIC 12.98, 2. Jayne Moyes WA 13.34, 3. Jenny Laurendet NSW 13.46, 4. Kim Wilson VIC 13.58, 5. Naomi Hashioka JPN 13.63, 6. Gillian Ragus WA 13.80, 7. Donna Collins NSW 13.96, 8. Sally Heagney WA 15.80.

400m Hurdles 1. Renee Poetschka WA 57.04, 2. Adrienne Rainbird QLD 58.04, 3. Helen Carter WA 58.39, 4. Leisa Bruce QLD 58.85, 5. Catriona Larritt VIC 1:00.39, 6. Georgina Hale VIC 1:02.03, 7. Rosanne Kemp WA 1:02.38, 8. Tiffany Cherry VIC 1:04.06.

4x100m Relay 1. New South Wales 45.79, 2. Western Australia 46.36, 3. Queensland 46.75, 4. Victoria 48.57.

4x400m Relay 1. Australia Gold 3:34.00, 2. New South Wales 3:39.89, 3. Queensland 3:40.14, 4. Western Australia 3:42.48.

5000m Walk 1. Kerry Junna-Saxby NSW 20:30.0, 2. Jane Saville NSW 21:47.5, 3. Anne Manning NSW 21:55.5, 4. Jennifer Jones-Billington QLD 22:08.5, 5. Gabrielle Blyth VIC 22:24.4, 6. Elizabeth Paolini NSW 22:49.0, 7. Jane Barbour SA 23:04.9, 8. Jantien Saltet NSW 23:23.8.

High Jump 1. Alison Inverarity WA 1.86, 2. Andrea Hughes TAS 1.83, 3. Karina Turner SA 1.80, 4. Joanne Gracey QLD 1.75, 5. Theresa Martin QLD 1.75, 6. Donna Robertson NSW 1.75, 7. Leath Menner WA 1.70, 8. Melissa Harris NSW 1.70.

Long Jump 1. Nicole Boegman NSW 6.72 (+3.6), 2. Theresa Martin QLD 6.16 (+2.4), 3. Naomi Hashioka JPN 6.08 (+2.2), 4. Kym Burns VIC 6.06 (+3.1), 5. Mariklud Viduka VIC 5.87 (+6.2), 6. Julie Gyselhart NSW 5.84 (+2.3), 7. Nicole Mladenis WA 5.81 (+1.8), 8. Deborah McLaughlin VIC 5.80 (+2.3).

Triple Jump 1. Nicole Boegman NSW 13.27 (+1.5), 2. Mariklud Viduka VIC 12.78 (+4.3), 3. Nicole Mladenis WA 12.19 (+1.1), 4. Julie Gyselhart NSW 11.82 (+1.8), 5. Stella Totsis NSW 11.81 (-0.2), 6. Kylie Stephanos SA 11.81 (+7.6), 7. Karen Charlton NSW 11.81 (+2.7), 8. Evelyn Bucher VIC 11.80 (+3.2).

Shot Put 1. Daniela Costian QLD 16.30, 2. Bernadette Serone NSW 14.87, 3. Kylie Standing NSW 13.56, 4. Denise Passmore VIC 13.55, 5. Allison McAdam VIC 13.43, 6. Jacqueline Meier NSW 12.89, 7. Cathy Gardiner NSW 12.35.

Discus Throw 1. Daniela Costian QLD 62.82, 2. Felicity Johnston NSW 51.18, 3. Alison Lever QLD 50.38, 4. Jenny Everson NSW 48.14, 5. Kylie Jones QLD 47.74, 6. Kathleen Walton QLD 44.78, 7. Tracey Phillips WA 43.36, 8. Jacqueline Meier NSW 42.38.

Javelin Throw 1. Louise McPaul NSW 59.14, 2. Sueli Dos Santos BRA 56.58, 3. Joanna Stone QLD 56.00, 4. Akiko Miyajima JPN 55.82, 5. Kate Farrow SA 54.54, 6. Caroline Perry SA 45.78, 7. Lara Woodbury NSW 45.70, 8. Sue Browning QLD 43.42.

Hammer Throw 1. Debbie Sosimenko NSW 57.58, 2. Bernadette Serone NSW 49.28, 3. Denise Passmore VIC 49.26, 4. Kathleen Walton QLD 48.44, 5. Brenda MacNaughton NSW 44.92, 6. Teresa Cokley QLD 44.86, 7. Cathy Gardiner NSW 40.58, 8. Sonia Laduzko TAS 39.48.

Heptathlon 1. Jane Flemming VIC 6278, 2. Theresa Martin QLD 5355, 3. Leisa Bruce QLD 5273, 4. Julie Gyselhart NSW 4339

WOMEN UNDER 20

100 Metres (+1.1) 1. Fiona Blair NSW 11.92, 2. Colinda Farrar NSW 12.12, 3. Bindee Goon Chew QLD 12.16, 4. Rachel Rogers QLD 12.27, 5. Anne Deller VIC 12.31, 6. Natlee Barwick TAS 12.33, 7. Kelly Perkins SA 12.33, 8. Rebecca Vormister NSW 12.41.

200 Metres (+1.0) 1. Nioka Gray NSW 24.22, 2. Donna-Louise Adamson VIC 24.35, 3. Bindee Goon Chew QLD 24.37, 4. Rachel Rogers QLD 24.69, 5. Rebecca Vormister NSW 24.74, 6. Colinda Farrar NSW 24.74, 7. Anne Deller VIC 24.85, 8. Kelly Perkins SA 25.11.

400 Metres 1. Rebecca Campbell WA 53.57, 2. Donna-Louise Adamson VIC 54.66, 3. Nioka Gray NSW 55.37, 4. Kim Nankivell SA 55.93, 5. Belinda Cosgrove NSW 56.60, 6. Sarah Young SA 56.72, 7. Rebecca Vormister NSW 57.42.

800 Metres 1. Sarah Jamieson WA 2:06.33, 2. Leanne Wilford NSW 2:09.47, 3. Jacky South QLD 2:10.70, 4. Karolina Tonono FIJ 2:11.73, 5. Vicki Freeborn SA 2:13.59, 6. Esther Williams SA 2:13.65, 7. Marcela Zaricky QLD 2:15.40, 8. Erin Simpson NSW 2:18.98.

1500 Metres 1. Sarah Jamieson WA 4:21.56, 2. Michelle Dillon NSW 4:24.82, 3. Kate Anderson VIC 4:30.05, 4. Natalie Harvey VIC 4:31.43, 5. Leanne Wilford NSW 4:34.58, 6. Clair Fearnley VIC 4:34.92, 7. Katherine Swords QLD 4:37.82, 8. Mandy Westbrook TAS 4:40.54.

3000 Metres 1. Kate Anderson VIC 9:33.8, 2. Natalie Harvey VIC 9:38.0, 3. Michelle Dillon NSW 9:47.1, 4. Clair Fearnley VIC 9:51.1, 5. Simone Shepherd QLD 9:55.4, 6. Kylie Porter VIC 9:56.8, 7. Vivian Pott QLD 9:59.7, 8. Katherine Swords QLD 10:05.0.

100m Hurdles (+2.3) 1. Donna Collins NSW 13.90, 2. Rachel Links NSW 13.99, 3. Gillian Ragus WA 14.01, 4. Rachel Rogers QLD 14.04, 5. Fiona Dunkinson VIC 14.56, 6. Melissa Moss QLD 14.81, 7. Melissa Scarr QLD 14.97, 8. Lisa Armstrong QLD 15.21.

400m Hurdles 1. Rebecca Campbell WA 57.06, 2. Lauren Poetschka WA 58.34, 3. Nioka Gray NSW 59.84, 4. Julie Jensen NSW 1:00.23, 5. Kylie Robertson NSW 1:00.25, 6. Vanessa Wende NSW 1:04.51, 7. Jodi Redding QLD 1:05.25, 8. Shana Bartlett VIC 1:06.36.

4x100m Relay 1. New South Wales 46.34, 2. Western Australia 46.73, 3. Queensland 47.80, 4. Victoria 48.27, 5. South Australia 48.27.

4x400m Relay 1. Western Australia 3:42.33, 2. New South Wales 3:46.32, 3. Victoria 3:51.33, 4. South Australia 3:52.39, 5. Queensland 3:57.90.

5000m Walk 1. Jane Saville NSW 23:11.99, 2. Linda Coffee NSW 23:23.38, 3. Cheryl Webb NSW 24:30.00, 4. Natalie Davison VIC 24:57.79, 5. Jennifer Crooks SA 25:10.62, 6. Alanna Rogers TAS 25:25.14, 7. Josephine Strangman ACT 25:58.35, 8. Selena Ford QLD 25:58.53.

High Jump 1. Andrea Hughes TAS 1.88, 2. Carmen Hunter QLD 1.78, 3. Cathie Page NSW 1.74, 4. Leath Menner WA 1.74, 5. Melissa Harris NSW 1.74, 6. Gabrielle Conroy NSW 1.65, 7. Leona Myers NSW 1.65.

Long Jump 1. Deborah McLaughlin VIC 5.83 (+1.1), 2. Lisa Armstrong QLD 5.83 (+1.5), 3. Nicole Mladenis WA 5.74 (+1.4), 4. Megan Minehane QLD 5.62 (+1.8), 5. Traci Russell VIC 5.62 (-1.0), 6. Lesley Trim QLD 5.57 (-1.4), 7. Nicole Reynolds NSW 5.50 (+1.0), 8. Anna Sawyer QLD 5.27 (-1.0).

Triple Jump 1. Nicole Mladenis WA 12.22 (+3.91), 2. Megan Minehane QLD 11.89 (-1.33), 3. Evelyn Bucher VIC 11.86 (+0.31), 4. Barbara Nicholas NSW 11.80 (+0.18), 5. Kylie Stephanos SA 11.76 (0.0), 6. Nicole Buchanan NSW 11.75 (+0.53), 7. Emelia Asamoah QLD 11.70 (+1.74), 8. Gillian Ting NSW 11.70 (+2.79).

Shot Put 1. Kylie Standing NSW 14.42, 2. Denise Passmore VIC 14.02, 3. Helen Toussis QLD 12.77, 4. Hannah Riley NSW 11.82, 5. Brenda MacNaughton NSW 11.53.

Discus Throw 1. Jenny Everson NSW 48.56, 2. Kylie Jones QLD 46.66, 3. Kylie Standing NSW 42.32, 4. Monique Nacsa QLD 40.50, 5. Helen Toussis QLD 35.90.

Javelin Throw 1. Monique Wylie QLD 48.54, 2. Caroline Perry SA 47.48, 3. Sue Browning QLD 45.52, 4. Julia Dahk NSW 41.14, 5. Nadine Heinz NSW 36.34.

Hammer Throw 1. Debbie Sosimenko NSW 53.42, 2. Denise Passmore VIC 49.70, 3. Brenda MacNaughton NSW 42.72, 4. Jenny Everson NSW 42.50, 5. Frances Cassettari NSW 41.38, 6. Cherie Pollock WA 35.60, 7. Sonia Laduzko TAS 34.60.

Heptathlon 1. Megan Minehane QLD 4941, 2. Lisa Armstrong QLD 4792, 3. Virginia Young NSW 4789, 4. Alison Buchanan QLD 4315, 5. Nicole Main SA 4146, 6. Annette Gillis QLD 3077.

1993 AUSTRALIAN UNDER 18, UNDER 16, UNDER 14 TRACK & FIELD CHAMPIONSHIPS, SYDNEY 20-23 MARCH

MEN UNDER 18

100 Metres (+0.8) 1. Chris Donaldson NZL 10.59, 2. Adam Basil VIC 10.80, 3. Shane Reed QLD 10.85, 4. Bradley Schrader NSW 10.91, 5. Toby Jones ACT 10.92, 6. Ryan Burns WA 10.96, 7. Adam Ross NSW 11.00, 8. Sam De Vries WA 11.01.

200 Metres (-2.9) 1. Chris Donaldson NZL 21.87, 2. Adam Basil VIC 22.12, 3. Shane Reed QLD 22.61, 4. Ryan Graham NSW 22.68, 5. John McClymont NSW 22.70, 6. Toby Jones ACT 22.71, 7. Adam Ross NSW 22.79, 8. Sam De Vries WA 23.10.

400 Metres 1. Heath Fitzpatrick QLD 47.37, 2. John McClymont NSW 48.09, 3. Kieran Reid NSW 48.52, 4. Matt Beckenham NSW 48.65, 5. Ashley Arkit SA 48.92, 6. Michael Olsen NSW 49.13, 7. Paul Byrne VIC 49.48, 8. Kenneth Pitt TAS 49.66.

800 Metres 1. Heath Fitzpatrick QLD 1:54.17, 2. Paul Byrne VIC 1:55.21, 3. Tony Aucellio NSW 1:55.72, 4. John Dawson VIC 1:56.37, 5. Simon Travis SA 1:57.02, 6. Chris Bowden VIC 1:57.81, 7. Jai Thomas WA 1:57.97, 8. Mark MacDonald NSW 1:58.18.

1500 Metres 1. Paul Cleary VIC 3:58.99, 2. Chris Bowden VIC 4:00.78, 3. Scott Brittain QLD 4:01.03, 4. Erwin McCrae NSW 4:01.05, 5. Brendan Loag QLD 4:03.96, 6. Daniel Simone NSW 4:04.65, 7. Alastair McEwan-Lyden QLD 4:05.22, 8. Toby Watson NSW 4:06.36.

3000 Metres 1. Duncan Ross NZL 8:40.39, 2. Scott Brittain QLD 8:46.65, 3. Tom Muller TAS 8:49.30, 4. Daryl Knipe QLD 8:50.63, 5. Aaron Keefee VIC 8:51.95, 6. Michael Gray QLD 8:59.24, 7. Thomas Dover QLD 9:04.81, 8. Daniel Simone NSW 9:12.96.

110m Hurdles (-1.1) 1. James Goodwin VIC 14.37, 2. Chris Shute NSW 14.59, 3. Jagan Hames SA 14.68, 4. Jarrod Monaghan VIC 15.01, 5. Andrew Franklin NSW 15.16, 6. Andrew Hewitt NSW 15.70, 7. Matthew Ford VIC 15.89, 8. John Fanella NSW 16.16.

400m Hurdles 1. James Goodwin VIC 53.49, 2. Andrew Franklin NSW 53.52, 3. Matt Beckenham NSW 53.62, 4. Adam Somerville NSW 57.14, 5. Chris Hill TAS 58.05, 6. Mark Hopkins WA 58.44, 7. Mark Wells NSW 58.75, 8. Robbie Lynch VIC 59.95.

2000m Steeplechase 1. Paul Cleary VIC 5:57.4, 2. Duncan Ross NZL 6:00.4, 3. Peter Dick VIC 6:08.2, 4. Daryl Knipe QLD 6:13.2, 5. Mark Stanborough NSW 6:13.5, 6. Michael Gray QLD 6:14.9, 7. David Askie NSW 6:15.4, 8. Aditya Kesarcodi-Watson VIC 6:19.4.

4x100m Relay 1. Victoria 41.99, 2. New South Wales 42.28, 3. Western Australia 42.61, 4. Queensland 43.24, 5. South Australia 45.13, DNF. Tasmania.

Island Challenge 4x100m 1. Fiji 43.67, 2. Solomon Islands 44.38, 3. Nauru 46.10, 4. Tonga 47.57.

4x400m Relay 1. New South Wales 3:19.89, 2. Queensland 3:19.96, 3. Victoria 3:20.90, 4. Tasmania 3:25.58, 5. Western Australia 3:30.48.

3000m Walk 1. Dion Russell VIC 12:12.76, 2. Damien O'Mara NSW 12:56.50, 3. Luke Collis NSW 13:33.02, 4. Luke Adams NSW 13:42.71, 5. Matthew Lobina NSW 13:44.06, 6. David Miles QLD 13:48.93, 7. Vittorio Casamento NSW 13:54.78, 8. David Styles VIC 14:07.59.

High Jump 1. Jagan Hames SA 2.14, 2. Shannon Martin NSW 2.11, 3. Jarrod Pozzi WA 2.11, 4. Joe Fishburn ACT 2.05, 5. Shannon Craven WA 2.02, 6. Joel Truscott QLD 2.02, 7. Aaron Dunn VIC 2.02, 8. James Gallimore NSW 1.95.

Pole Vault 1. David Cardone SA 4.40, 2. Matthew Filsell SA 4.40, 3. Craig Schulstad NSW 4.40, 4. James Fitzpatrick TAS 4.30, 5. David Fairclough NSW 4.20, 6. Jason Cox QLD 3.90, 7. Paul Casey QLD 3.80, 8. Peter Girardi SA 3.45.

Long Jump 1. Jamie Norton VIC 7.09 (+1.4), 2. Brent Quinn VIC 6.96 (+1.4), 3. Rupert Sakora ACT 6.91 (+0.9), 4. Mark Sills QLD 6.83 (+0.7), 5. Andrew Faichney VIC 6.69 (+0.5), 6. Andrew Sterland ACT 6.51 (+1.1), 7. Nathan Wheldon TAS 6.50 (+2.1), 8. Ivan Lazarus WA 6.35 (-1.5).

Triple Jump 1. Jason Wight WA 15.17 (+2.6), 2. Andrew Faichney VIC 14.40 (+3.5), 3. Todd Jasper WA 13.72 (+1.1), 4. Andrew Mitchell NSW 13.71 (+1.6), 5. Christopher Catto VIC 13.44 (+1.8), 6. Andrew McLean QLD 13.35 (+1.7), 7. Timothy Berriman NSW 13.25 (+3.1), 8. Chris Van Eynde QLD 12.95 (+1.6).

Shot Put 1. Greg Mace ACT 18.04, 2. Gavan Ryland TAS 17.03, 3. Mark Wolfenden NSW 15.39, 4. Ivan Lazarus WA 15.18, 5. Lyndon Anlerzark QLD 14.84, 6. Matthew Zuccolin VIC 13.94, 7. Fernando Canepa VIC 13.57, 8. Andrew Green VIC 13.49.

Discus Throw 1. Paul McNicholas NSW 58.32, 2. Shane Wylie QLD 49.18, 3. Matthew Smith NSW 47.96, 4. Greg Mace ACT 47.32, 5. Warren Forbes VIC 47.10, 6. Dean Streeter WA 46.20, 7. Alexander Collie VIC 45.98, 8. Mitchell McGrath NSW 45.76.

Javelin Throw 1. Shane Wylie QLD 76.02, 2. Ivan Lazarus WA 64.28, 3. Warrick Furey NSW 62.34, 4. David Gallagher NSW 59.88, 5. Dean Streeter WA 59.52, 6. Louis Turian VIC 59.06, 7. Gavan Ryland TAS 59.04, 8. Chad Roebuck WA 55.46.

Hammer Throw 1. Jeff Ayres NSW 55.02, 2. Hayden Knowles NSW 53.80, 3. Gavan Ryland TAS 53.46, 4. Ben Lorentzen NSW 52.32, 5. Matthew Zuccolin VIC 50.22, 6. Dean Phillips NSW 46.94, 7. Paul Vari SA 46.86, 8. Greg Mace ACT 45.22.

Decathlon 1. John Deery NSW 6756, 2. James Goodwin VIC 6676, 3. David Fairclough NSW 6464, 4. Andrew Faichney VIC 6330, 5. David Cardone SA 6196, 6. Nathan Wheldon TAS 5846, 7. Zac Taylor WA 5580, 8. David Thomas QLD 5380.

MEN UNDER 16

100 Metres (+1.0) 1. Jason Snell NSW 11.19, 2. Braden Fraser VIC 11.22, 3. David Baxter VIC 11.25, 4. Antony Choice NSW 11.28, 5. Russ Condick NSW 11.39, 6. Andrew Hokin NSW 11.40, 7. Matthew Rigoll ACT 11.48, 8. Eugene Bernardo VIC 11.50.

200 Metres (-3.4) 1. Antony Choice NSW 23.55, 2. David Baxter VIC 23.64, 3. Russ Condick NSW 23.69, 4. Eugene Bernardo VIC 23.76, 5. Andrew Hokin NSW 23.78, 6. Scott Smoothery QLD 23.87, 7. Dennis Kickett WA 23.94, 8. Alipate Tuisue FIJ 24.12.

400 Metres 1. Glenn Sinclair VIC 50.64, 2. Keeton Hardwick WA 50.77, 3. Shane Batty VIC 50.99, 4. Clay Murphy NSW 51.80, 5. Timothy Simpson NSW 51.96, 6. Tim Durer NSW 51.99, 7. James Allan ACT 52.01, 8. Bill Berry VIC 52.73.

800 Metres 1. Warren Williams QLD 1:58.74, 2. Keeton Hardwick WA 1:59.09, 3. Andrew Prendergast WA 1:59.62, 4. Jamie Smith NSW 1:59.99, 5. Wayne Bristow NSW 2:02.12, 6. Paul Carson NSW 2:02.93, 7. Lucas Tickell VIC 2:03.13, 8. Grant Cremer NSW 2:07.32.

1500 Metres 1. Warren Williams QLD 4:02.95, 2. James Baker NSW 4:04.62, 3. Andrew Prendergast WA 4:05.23, 4. Chris Wright WA 4:07.23, 5. Michael Chettle TAS 4:08.84, 6. Clay Ridley NSW 4:12.77, 7. Paul Carson NSW 4:13.03, 8. Lucas Tickell VIC 4:13.22.

3000 Metres 1. James Baker NSW 8:58.75, 2. Luke Skelton QLD 8:59.84, 3. Chris Wright WA 9:00.96, 4. Matthew Prior VIC 9:04.65, 5. Michael Chettle TAS 9:11.71, 6. Julien Wicks NSW 9:14.53, 7. Clay Ridley NSW 9:18.77, 8. Andrew Boak NSW 9:26.20.

100m Hurdles (-3.3) 1. James Fitzpatrick TAS 13.92, 2. Gareth Watkins NSW 14.57, 3. Gregory Newton NSW 14.59, 4. Robert Flynn NSW 14.74, 5. Daniel Cook NSW 14.92, 6. Stephen Switez-Glowacz QLD 15.47, 7. Ariitea Hunter TAH 16.57, 8. Dan Ebb TAH 17.21.

300m Hurdles 1. Glenn Sinclair VIC 40.44, 2. Stephen Laybutt NSW 40.92, 3. Brendan Hanson VIC 41.21, 4. Scott Turner VIC 41.25, 5. Mathew McMahon NSW 43.17, 6. Stephen Switez-Glowacz QLD 43.78.

2000m Steeplechase 1. Wayne Bristow NSW 6:18.06, 2. Daniel Boss VIC 6:25.49, 3. Simon Foxhill ACT 6:31.55, 4. Ron Gower WA 6:42.07, 5. Ben Rattray SA 6:43.72, 6. Darren Murphy NSW 6:43.74, 7. Brett Halls NSW 6:47.05, 8. Stephen Smith VIC 6:50.51.

4x100m Relay 1. Victoria 43.91, 2. Queensland 45.90, 3. Western Australia 46.19, 4. Tasmania 46.82, DISQ. New South Wales.

4x400m Relay 1. Victoria 3:28.36, 2. New South Wales 3:30.12, 3. Western Australia, 3:36.32, 4. Queensland 3:37.27, 5. Tasmania 3:47.32.

1500m Walk 1. Wayne McEwen ACT 6:17.69, 2. Derek Cruickshanks QLD 6:18.68, 3. Troy Stanton NSW 6:27.52, 4. Alan Midgley NSW 6:37.40, 5. Brad Malyon NSW 6:44.95, 6. Marcus Dwyer VIC 6:45.64, 7. Kieran Strangman ACT 6:46.50, 8. Michael Pearson NSW 6:52.57.

High Jump 1. Matthew Filsell SA 1.95, 2. Kevin Riddick NSW 1.90, 3. Grant Wilkins NSW 1.81, 4. Ma'Ake Makase TON 1.75, 5. Shane Batty VIC 1.70, 6. Stuart Shaw ACT 1.70, 7. Timothy You VIC 1.70.

Pole Vault 1. Matthew Filsell SA 4.20, 2. James Fitzpatrick TAS 4.20, 3. Nick Roper WA 3.90, 4. Paul DeLacy VIC 3.40, 5. Steven Levitzke WA 3.20, 6. Timothy You VIC 3.00, 7. Heath Little VIC 2.75.

Long Jump 1. James Arthur VIC 6.55 (-0.1), 2. Richard Hearn SA 6.44 (-0.4), 3. Justin Bayles WA 6.43 (+0.4), 4. Dean Stevens QLD 6.40 (+1.0), 5. James Hunter QLD 6.36 (+1.0), 6. Scott Cleaver TAS 6.19 (+0.8), 7. Adrian Deck ACT 6.17 (+0.2), 8. William Connors NSW 6.04 (+0.8).

Triple Jump 1. Stephen Laybutt NSW 13.17 (+2.7), 2. Driss Doukari QLD 13.16 (+2.7), 3. James Hunter QLD 13.01 (+1.7), 4. Andrew Reid NSW 12.85 (+1.5), 5. Tui Akilisi TON 12.70 (+2.0), 6. Shane Castlereagh ACT 12.49 (+1.2), 7. Richard Hearn SA 12.40 (+1.1), 8. Teiva Rodiere TAH 12.14 (+1.6).

Shot Put 1. Justin Anlerzark QLD 18.80, 2. Mitchell McGrath NSW 15.50, 3. Ross Armstrong VIC 15.25, 4. Hayden Knowles NSW 15.17, 5. Simon Nichols TAS 14.77, 6. William Connors NSW 14.48, 7. Tony Dean NSW 14.05, 8. Stewart Charlesworth TAS 13.80.

Discus Throw 1. Justin Anlerzark QLD 64.18, 2. Mitchell McGrath NSW 59.00, 3. Hayden Knowles NSW 56.28, 4. Alex Brennan NSW 50.68, 5. Lyle Pendleton NSW 50.58, 6. Stuart Coulter NSW 50.00, 7. Tony Dean NSW 48.22, 8. Stewart Charlesworth TAS 47.46.

Javelin Throw 1. Scott Kelly TAS 54.98, 2. Andrew Hawthorne NSW 54.74, 3. Kenny Beeton TAS 54.16, 4. Lachlan Gray SA 53.40, 5. David Borresen QLD 51.38, 6. Mitchell McGrath NSW 45.72, 7. Andrew Skelton ACT 45.48, 8. Charles Winchester CKI 45.20.

Hammer Throw 1. Hayden Knowles NSW 59.30, 2. Ross Corner NSW 43.90, 3. Goran Jovanovic NSW 40.30, 4. Simon Nichols TAS 39.52, 5. Samuel Benjamin NSW 37.12, 6. Ross Armstrong VIC 36.42, 7. Stewart Charlesworth TAS 36.22, 8. Lyle Pendleton NSW 29.04.

Multi Event 1. James Fitzpatrick TAS 4819, 2. Shaun Baxter VIC 4343, 3. Stuart Coulter NSW 4317, 4. Stephen Laybutt NSW 4185, 5. Lachlan Gray SA 4077, 6. James Hunter QLD 3952, 7. Kevin Riddick NSW 3911, 8. Stephen Smith VIC 3820.

MEN UNDER 14

100 Metres (-1.8) 1. Tim McRae NSW 11.86, 2. Shane Seabrook TAS 12.00, 3. Bernard Chee QLD 12.21, 4. Kristopher Cook QLD 12.68, 5. Joseph Koronui CKI 12.69, 6. David Tchang TAH 13.48, 7. Davy Chong TAH 14.06.

200 Metres (+0.4) 1. Tim McRae NSW 23.23, 2. Shane Seabrook TAS 23.87, 3. Kristopher Cook QLD 24.02, 4. Cameron Northcott QLD 24.46, 5. Bret Fraser NSW 24.58, 6. Anthony Ziade NSW 24.64, 7. Michael Matthies VIC 24.77, 8. Lawrence Reid NSW 24.81.

400 Metres 1. Stephen Parkes NSW 53.27, 2. Michael Matthies VIC 54.47, 3. Lawrence Reid NSW 54.77, 4. Anthony Ziade NSW 55.29, 5. Bret Fraser NSW 55.38, 6. Tuhiva Reva TAH 59.66, 7. Vatea Ribet TAH 1:04.88.

800 Metres 1. Stephen Parkes NSW 2:08.6, 2. Nathan Lisle NSW 2:11.6, 3. Michael Durante NSW 2:18.2, 4. David Temaki NAU 2:23.8.

1500 Metres 1. David Beacroft NSW 4:25.81, 2. Chris Butler ACT 4:27.17, 3. Nathan Lisle NSW 4:46.59, 4. David Temaki NAU 5:09.91.

1500m Walk 1. David Beacroft NSW 6:41.92, 2. Andrew Nappin NSW 6:54.16, 3. Troy Sundstrom NSW 7:18.46, 4. Timothy Overton NSW 7:30.01, 5. Jarrod Russell VIC 8:12.18, DISQ. Byron Estall NSW, DISQ. Ben Mitchell QLD.

High Jump 1. Bernard Chee QLD 1.82, 2. John Ryan NSW 1.76, 3. Lee Youten NSW 1.73, 4. Mark Taylor NSW 1.64, 5. Chris Butler ACT 1.61, 6. Koronui Joseph CKI 1.61.

Long Jump 1. John Ryan NSW 5.92 (+2.1), 2. Bernard Chee QLD 5.91 (+2.7), 3. Bret Fraser NSW 5.66 (+2.1), 4. Kosonui Joseph CKI 5.27 (+1.2).

Shot Put 1. Tim McRae NSW 15.26.

WOMEN UNDER 18

100 Metres (+1.0) 1. Amanda Cooper NSW 11.87, 2. Catherine Horder NSW 11.96, 3. Jane Arnott NZL 11.96, 4. Rachel Massey NSW 12.02, 5. Rachel Rogers QLD 12.13, 6. Colinda Farrar NSW 12.14, 7. Catherine Kennedy NSW 12.32, 8. Melindy Smith NT 12.34.

200 Metres (-3.4) 1. Amanda Cooper NSW 24.78, 2. Jane Arnott NZL 25.15, 3. Olivia Haddon NZL 25.41, 4. Kim Nankivell SA 25.42, 5. Melindy Smith NT 25.45, 6. Rachel Massey NSW 25.45, 7. Colinda Farrar NSW 25.46, 8. Catherine Horder NSW 25.47.

400 Metres 1. Rebecca Campbell WA 54.09, 2. Olivia Haddon NZL 55.89, 3. Kim Nankivell SA 56.05, =4. Chelsea Andrews NSW 56.95, =4. Vicki Freeborn SA 56.95, 6. Amber Menzies NSW 57.41, 7. Danielle O'Toole NSW 57.69, 8. Sandra Milner VIC 59.14.

800 Metres 1. Sarah Jamieson WA 2:07.45, 2. Vicki Freeborn SA 2:09.39, 3. Kylie Turner TAS 2:10.85, 4. Jacky South QLD 2:11.11, 5. Marcela Zaricky QLD 2:14.63, 6. Amber Menzies NSW 2:17.68, 7. Vivian Tompson SA 2:18.35, 8. Rebecca Kennedy VIC 2:21.29.

1500 Metres 1. Sarah Jamieson WA 4:21.96, 2. Tiffany Levette NSW 4:27.49, 3. Simone Sternson VIC 4:34.14, 4. Catherine Swarzes NSW 4:34.70, 5. Vivian Pott QLD 4:36.34, 6. Kristy McCarthy SA 4:36.41, 7. Kate Inwood NZL 4:36.56, 8. Vivian Tompson SA 4:37.78.

3000 Metres 1. Tiffany Levette NSW 9:46.80, 2. Kate Inwood NZL 9:52.66, 3. Vivian Pott QLD 9:52.88, 4. Kate Morawsky VIC 10:13.49, 5. Tamlyn Mathiske NSW 10:17.98, 6. Naomi Fyfee VIC 10:18.58, 7. Kristy McCarthy SA 10:22.59, 8. Mandy Wirth QLD 10:52.73.

100m Hurdles (-1.9) 1. Gillian Ragus WA 14.20, 2. Catherine Kennedy NSW 14.50, 3. Catherine Horder NSW 14.81, 4. Alison Smith WA 15.13, 5. Melanie Nollitt SA 15.56, 6. Lisa Kovacs SA 15.70. DNF. Natalie St Jack WA. DNS. Rachel Rogers QLD.

400m Hurdles 1. Rebecca Campbell WA 58.86, 2. Julieanne Jensen NSW 1:00.33, =3. Kate Myers VIC 1:00.51, =3. Nicole Apps NSW 1:00.51, 5. Megan Cotton NSW 1:05.41, 6. Sally Ogilvy VIC 1:05.45, 7. Elizabeth Belo WA 1:05.92, 8. Lisa Kovacs SA 1:07.39.

4x100m Relay 1. New South Wales 46.58, 2. Queensland 48.17, 3. Western Australia 48.31, 4. New Zealand 48.38, 5. Victoria 48.80, 6. South Australia 49.01, 7. Tasmania 52.41, 8. Nauru 57.60.

4x400m Relay 1. New South Wales 3:47.37, 2. Victoria 3:53.74, 3. Queensland 3:54.56, 4. Tasmania 4:13.04, DISQ. Western Australia.

3000m Walk 1. Linda Coffee NSW 13:26.86, 2. Natalie Saviile NSW 14:10.13, 3. Josephine Strangman ACT 14:47.48, 4. Cara Callum QLD 14:59.58, 5. Selena Ford QLD 15:10.13, 6. Amanda Heckenberg NSW 15:28.40, 7. Maureen O'Brien WA 15:42.90, 8. Katherine Lyon NSW 17:34.41.

High Jump 1. Lisa Bruty VIC 1.76, 2. Belinda Blay VIC 1.76, =3. Belinda Laverack QLD 1.73, =3. Cathie Page NSW 1.73, 5. Jakki Rose ACT 1.73, 6. Virginia Young NSW 1.70, =7. Gabrielle Conroy NSW 1.65, =7. Melissa Harris NSW 1.65.

Long Jump 1. Natalee St Jack WA 5.91 (+2.6), 2. Lisa Armstrong QLD 5.85 (+1.6), 3. Vicky Pigginn NSW 5.71 (+1.6), 4. Virginia Young NSW 5.67 (+2.4), 5. Belinda Otto NSW 5.67 (+2.6), 6. Meryll Vollenhoven VIC 5.56 (+2.0), 7. Sandy Bowen VIC 5.48 (+1.8), 8. Julia Halliday SA 5.42 (+1.5).

Triple Jump 1. Nicole Mladenis WA 12.06 (+1.6), 2. Rachel Hutton SA 11.63 (+4.0), 3. Jayne Hopgood ACT 11.56 (+1.5), 4. Leanne Richardson NSW 11.54 (+3.3), 5. Gillian Ting NSW 11.42 (+1.8), 6. Belinda Blay VIC 11.31 (+2.3), 7. Belinda White ACT 11.29 (+2.5), 8. Barbara Nicholas NSW 11.20 (+2.5).

Shot Put 1. Kylie Standing NSW 13.94, 2. Kylie Jones QLD 13.08, 3. Kali Doublet NSW 12.56, 4. Paula Meakins WA 12.46, 5. Nicole Myszka ACT 11.89, 6. Brenda MacNaughton NSW 11.53, 7. Margaretthe Bringold TAH 11.25, 8. Fleurette Bartley NZL 10.89.

Discus Throw 1. Kali Doublet NSW 43.66, 2. Kylie Jones QLD 43.38, 3. Kylie Standing NSW 43.16, 4. Fleurette Bartley NZL 42.36, 5. Tamika Hicks TAS 41.06, 6. Tina Mortensen NSW 40.48, 7. Rachel Dunham NSW 40.44, 8. Monique Nacsá QLD 39.90.

Javelin Throw 1. Monique Wylie QLD 48.70, 2. Kristy Edwards NSW 46.48, 3. Susan Read NSW 43.34, 4. Amanda Prior NSW 43.26, 5. Monia Pahi TAH 42.52, 6. Melina Hamilton NZL 39.88, 7. Lisa Dunstan VIC 39.68, 8. Belinda Lavarack QLD 36.24.

Hammer Throw 1. Brenda MacNaughton NSW 45.04, 2. Raelene Ward WA 41.70, 3. Kathy Dodsworth NSW 38.86, 4. Caroline Blyton NSW 38.54, 5. Brydie Ewart NSW 38.02, 6. Lyndelle Taylor NSW 37.56, 7. Karyne Perkins NSW 35.06, 8. Jodie Hall TAS 34.14.

Multi Event 1. Jane Jamieson NSW 5445, 2. Lisa Armstrong QLD 4691, 3. Melissa Harris NSW 4516, 4. Tess McCarron ACT 4430, 5. Rachel Letcher SA 4270, 6. Karen Hall NSW 4135, 7. Melanie Nollitt SA 3907, 8. Debra Strong TAS 3456.

WOMEN UNDER 16

100 Metres (+2.3) 1. Lauren Hewitt VIC 11.81, 2. Sonia Willis NSW 12.19, 3. Donna Jones NSW 12.21, 4. Vanessa Linabury NSW 12.26, 5. Elizabeth Beston QLD 12.35, 6. Maria Maunder NZL 12.40, 7. Sally Christensen QLD 12.42, 8. Masilina Rakai FIJ 12.44.

200 Metres (-1.9) 1. Tamsyn Lewis VIC 24.43, 2. Lauren Hewitt VIC 24.86, 3. Debbie Mikita ACT 25.58, 4. Alexia Hill NSW 25.67, 5. Vanessa Linabury NSW 25.84, 6. Donna Jones NSW 26.04, 7. Elizabeth Beston QLD 26.23, 8. Cecile Gray VIC 26.47.

400 Metres 1. Tamsyn Lewis VIC 54.84, 2. Alexia Hill NSW 57.03, 3. Marni Hutton VIC 57.33, 4. Lauren Pearson NSW 58.13, 5. Suemana Schrieber NSW 58.92, 6. Joanne Enders QLD 59.59, 7. Felicity Melville NSW 59.81, 8. Makelesi Bulikiobu FIJ 59.83.

800 Metres 1. Amanda Sotera NSW 2:13.43, 2. Debby Ann Graham NSW 2:14.04, 3. Eugenie Austin NSW 2:16.27, 4. Emily Morris NSW 2:18.21, 5. Vanessa Guyot-Sionnest TAH 2:18.60, 6. Moana Crichton NSW 2:19.30, 7. Serena Coxell 2:21.16, 8. Kristy Triffett TAS 2:26.23.

1500 Metres 1. Serena Coxell VIC 4:37.14, 2. Amanda Sotera NSW 4:38.42, 3. Emily Morris NSW 4:39.52, 4. Moana Crichton NSW 4:40.47, 5. Julie Carney QLD 4:44.65, 6. Eugenie Austin NSW 4:45.54, 7. Anabel Howe WA 4:49.14, 8. Sharnie Sotera NSW 4:54.38.

3000 Metres 1. Sharnie Sotera NSW 10:23.78, 2. Julie Carney QLD 10:24.57, 3. Anna Skaramuca ACT 10:33.57, 4. Anabel Howe WA 10:42.55, 5. Laila Comer NSW 11:17.43.

90m Hurdles (-2.4) 1. Nicole Gale NSW 13.49, 2. Lorin Howe QLD 13.79, 3. Natalie Mroz NSW 13.82, 4. Jacinta Green WA 13.86, 5. Chrissie Ryan QLD 14.06, 6. Andrea Hudek VIC 14.32, 7. Nicola Short VIC 14.35, 8. Rosaleen Normoyle WA 15.07.

300m Hurdles 1. Chrissie Ryan QLD 43.54, 2. Kate Heffernan NSW 43.81, 3. Natalie Pascoe VIC 44.20, 4. Charlene Wright NSW 44.23, 5. Nicola Short VIC 45.09, 6. Andrea Hudek VIC 45.22, 7. Rebecca Murphy QLD 45.85, 8. Ursula Rodway NSW 47.23.

4x100m Relay 1. Victoria 47.30, 2. New South Wales 47.57, 3. Queensland 49.07, 4. Tasmania 49.60, 5. Western Australia 49.87, 6. Fiji 51.54.

4x400m Relay 1. Victoria 3:55.01, 2. New South Wales 3:56.79, 3. Fiji 4:09.21, 4. Tasmania 4:12.79, 5. Western Australia 4:12.96, DISQ. Queensland.

1500m Walk 1. Natalie Saville NSW 6:15.71, 2. Linda Coffee NSW 6:22.43, 3. Amber Lawrence NSW 6:33.38, 4. Maureen O'Brien WA 6:33.44, 5. Claire Maddison SA 6:50.38, 6. Kellie Linning QLD 6:50.95, 7. Melissa Scott VIC 6:56.70, 8. Nicole Lacey QLD 7:01.13.

High Jump 1. Carmen Hunter QLD 1.79, 2. Lisa Bruty VIC 1.76, 3. Kelli Hanson TAS 1.67, 4. Sarah Barry NSW 1.67, 5. Kelly Telford NSW 1.61, 6. Melissa Auer NSW 1.61, 7. Pippa Leverington WA 1.58, 8. Ursula Rodway NSW 1.50.

Long Jump 1. Vanessa Comerford NSW 5.83 (+1.1), 2. Lyndelle Zuccolin VIC 5.72 (+1.4), 3. Leanne Richardson NSW 5.71 (+1.2), 4. Maria Maunder NZL 5.60 (+2.6), 5. Julie De Luca WA 5.51 (+3.5), 6. Bronwyn Thompson QLD 5.39 (+1.8), 7. Elizabeth Beston QLD 5.31 (+1.9), 8. Lynsey Longstaff WA 5.23 (+3.0).

Triple Jump 1. Emelia Asamoah QLD 12.10 (+1.7), 2. Lauren Hewitt VIC 11.83 (+2.6), 3. Leanne Richardson NSW 11.62 (+2.7), 4. Lisa Bruty VIC 11.45 (+5.4), 5. Rachel Hutton SA 11.32 (+6.8), 6. Carmen Miller TAS 11.11 (+4.5), 7. Fleur Castlereagh ACT 11.08 (+1.6), 8. Gabrielle Templeman NSW 11.08 (+4.2).

Shot Put 1. Nikki Sebelic NSW 12.25, 2. Lyndelle Taylor NSW 10.97, 3. Debra Turnbull NSW 10.78, 4. Kate Brennan NSW 10.76, 5. Anthia Rallis SA 10.62, 6. Byrony Glass WA 10.51, 7. Tamika Hicks TAS 10.44, 8. Raelene Warren VIC 10.13.

Discus Throw 1. Tamika Hicks TAS 41.14, 2. Nikki Sebelic NSW 40.92, 3. Monique Wylie QLD 39.70, 4. Debra Turnbull NSW 38.42, 5. Raelene Warren VIC 37.60, 6. Natasha Shankleton NSW 36.74, 7. Kelly Cheetham NSW 36.14, 8. Belinda Palmer VIC 35.02.

Javelin Throw 1. Monique Wylie QLD 48.76, 2. Julie De Luca WA 41.64, 3. Vienna Bungie-Beard NSW 37.06, 4. Lyndelle Taylor NSW 33.66, 5. Kelli Hanson TAS 32.40, 6. Victoria Anderson SA 32.02, 7. Vanessa Guyot-Sionnest TAH 29.74, 8. Edwina Russell TAS 29.24.

Multi Event 1. Nicole Gale NSW 4874, 2. Lyndelle Zuccolin VIC 4575, 3. Julie De Luca WA 4543, 4. Melissa Auer NSW 4533, 5. Nicole Muir ACT 4530, 6. Kelli Hanson TAS 4428, 7. Edwina Russell TAS 4415, 8. Carmen Miller TAS 4120.

WOMEN UNDER 14

100 Metres (-2.5) 1. Karlee Grubb NSW 12.83, 2. Viola Diloi NSW 12.89, 3. Erin Wilson NSW 13.07, 4. Skye Richardson NSW 13.12, 5. Alice Hansen SA 13.19, 6. Davina Strauss NSW 13.30, 7. Andrea Sparrow QLD 13.33, 8. Donna Pike WA 13.36.

200 Metres (-0.1) 1. Viola Diloi NSW 25.28, 2. Karlee Grubb NSW 25.46, 3. Erin Wilson NSW 25.71, 4. Alice Hansen SA 25.91, 5. Donna Pike WA 26.27, 6. Skye Richardson NSW 26.28, 7. Andrew Sparrow QLD 26.61. DNS. Michelle O'Grady NSW.

400 Metres 1. Rosemary Hayward NSW 58.15, 2. Claire Fraser ACT 58.36, 3. Erin Wilson NSW 58.50, 4. Sonya Bradley NSW 1:00.44, 5. Kimbeley Robins NSW 1:02.11, 6. Sasha Bisset NSW 1:04.00, 7. Christine Coquil TAH 1:07.50.

800 Metres 1. Claire Fraser ACT 2:13.37, 2. Lauren Elms NSW 2:13.64, 3. Ilisapeci Ligalau FIJ 2:14.36, 4. Cathy Prior VIC 2:14.74, 5. Kylie Turton VIC 2:24.46, 6. Robyn Yates NSW 2:26.94, 7. Emily Scott VIC 2:27.77, 8. Joy Nunua SOL 2:28.45.

1500 Metres 1. Cathy Prior VIC 4:41.82, 2. Lauren Elms NSW 4:46.56, 3. Carie Scott WA 4:49.40, 4. Ilisapeci Ligalau FIJ 4:58.29, 5. Oraki Raika FIJ 5:06.21, 6. Emily Scott 5:14.49.

1500m Walk 1. Michelle French NSW 6:50.29, 2. Kate Farne NSW 6:59.70, 3. Carie Scott WA 7:13.32, 4. Karen Donnelly NSW 7:16.09, 5. Amanda Montague QLD 7:29.60, 6. Alisa Wells NSW 7:56.04, DISQ. Renee Lea McAskill NSW.

High Jump 1. Davina Strauss NSW 1.55, 2. Kimberley Robins NSW 1.49.

Long Jump 1. Naomi Tucker NSW 5.31 (+2.3), 2. Davina Strauss NSW 5.11 (+3.0), 3. Donna Pike WA 5.05 (+2.4), 4. Viola Diloi NSW 4.58 (+3.4), 5. Heimata Heather CKI 4.20 (+1.7).

Shot Put 1. Debra Turnbull NSW 13.13, 2. Belinda Palmer VIC 12.73, 3. Victoria Lloyd NSW 11.63, 4. Anita Crick NSW 11.44.

1993 AUSTRALIAN DECATHLON & HEPTATHLON CHAMPIONSHIPS
BRISBANE 8-9 MARCH

MEN OPEN

100m, LJ, SP, HJ, 400m, 110m H, DT, PV, JT, 1500m.

Peter Winter VIC: 10.92, 7.66, 11.97, 2.03, 48.88, 14.58, 35.56, 4.50, 55.84, 5:04.66. 7600 points
Brendon Tennant NT: 11.18, 7.10, 12.72, 1.88, 49.86, 15.41, 41.48, 4.50, 62.92, 4:53.93. 7459 points
Paul Jeffery WA: 10.99, 7.17, 11.75, 1.82, 48.93, 15.73, 37.92, 4.60, 59.70, 4:35.71. 7433 points
Warren Evans QLD: 11.00, 7.01, 12.55, 1.88, 50.51, 15.73, 40.46, 4.30, 58.04, 5:21.86. 7091 points
Chris Bradshaw VIC: 11.57, 6.61, 11.71, 1.91, 50.79, 15.75, 36.04, 4.60, 53.54, 4:31.48. 7064 points
Todd Apted TAS: 11.63, 7.21, 10.99, 2.06, 52.30, 15.82, 34.24, 4.10, 55.90, 5:09.78. 6832 points
Nick Foley VIC 11.25, 6.79, 12.06, 1.91, 51.45, 16.49, 37.50, 3.90, 45.78, 4:29.73. 6807 points
Tim Barbour SA: 11.28, 6.32, 11.02, 1.91, 49.66, 16.10, 37.32, 4.10, 54.66, 5:26.50. 6608 points
Damien Mednis QLD: 11.34, 6.23, 10.52, 2.03, 50.41, 17.12, 35.86, 3.60, 48.54, 5:00.27. 6394 points
Dale Van Haren NSW: 11.99, 6.41, 10.84, 1.82, 53.54, 16.32, 34.18, 3.90, 47.82, 4:30.02. 6303 points
Matthew McEwan QLD: 11.30, 7.20, 10.59, 1.97, 50.74, 16.43, 29.46, 3.40, 41.56, 5:15.19. 6271 points
Dwayne Kirby TAS: 11.90, 6.44, 10.55, 1.88, 52.53, 16.82, 35.74, 3.40, 40.16, 5:00.33. 5953 points

MEN UNDER 20

Leslie Kuorikoski QLD: 11.35, 6.51, 13.74, 1.79, 50.29, 16.05, 42.50, 4.60, 56.54, 4:57.83. 7107 points
Stuart Maxwell TAS: 11.49, 6.33, 13.00, 1.79, 51.25, 15.51, 36.24, 3.10, 52.10, 5:15.94. 6308 points
Greg Quirk NSW: 11.55, 7.00, 11.85, 1.82, 50.70, 17.39, 35.46, DNQ, 44.34, 4:34.45. 5958 points

James Driver NSW: 11.60, 6.27, 10.72, 1.88, 53.57, 15.47, 30.80,
 2.70, 42.26, 5:51.11. 5597 points
 Paul Kennedy NSW: 11.73, 6.04, 9.67, 1.70, 53.74, 17.73, 22.24,
 2.30, 38.68, 4:44.93. 5096 points

WOMEN OPEN

100m H, HJ, SP, 200m, LJ, JT, 800m.

Jane Flemming VIC: 13.62, 1.76, 13.48, 23.93, 6.34, 44.40, 2:17.12.
 6278 points
 Theresa Martin QLD: 14.66, 1.73, 9.79, 25.28, 5.89, 37.04, 2:23.77.
 5355 points
 Leisa Bruce QLD: 14.35, 1.73, 9.91, 25.56, 5.21, 35.60, 2:14.95.
 5273 points
 Julie Gyselhart NSW: 15.00, 1.64, 10.34, 26.71, 5.47, 25.46, 3:02.35
 4339 points

WOMEN UNDER 20

Megan Minehane QLD: 15.31, 1.61, 9.96, 26.46, 5.58, 35.20, 2:20.91.
 4941 points
 Lisa Armstrong QLD: 15.17, 1.64, 10.72, 26.45, 5.63, 29.06, 2:32.84.
 4792 points
 Virginia Young NSW: 15.19, 1.73, 9.18, 26.99, 5.47, 27.02, 2:23.13.
 4789 points
 Alison Buchanan QLD: 15.64, 1.58, 11.53, 27.88, 4.60, 28.90, 2:32.33
 4315 points
 Nicole Main SA: 16.62, 1.58, 8.99, 27.62, 5.04, 30.28, 2:36.19.
 4146 points
 Annette Gillis QLD: 17.70, 1.37, 9.49, 28.74, 4.80, 31.24, DNF.
 3077 points

1993 AUSTRALIAN MULTI EVENTS CHAMPIONSHIPS
SYDNEY 22-23 MARCH

MEN UNDER 18

100m, LJ, SP, HJ, 400m, 110m H, DT, PV, JT, 1500m.

John Deery NSW: 11.65, 6.89, 13.90, 1.97, 52.37, 15.84, 42.32, 3.10,
 53.82, 5:01.54. 6756 points
 James Goodwin VIC: 11.65, 6.67, 11.33, 1.88, 49.89, 14.44, 37.96,
 3.60, 40.48, 4:46.84. 6676 points
 David Fairclough NSW: 12.06, 6.53, 11.28, 1.91, 52.93, 17.06, 37.32,
 4.20, 45.10, 4:31.79. 6464 points
 Andrew Faichney VIC: 11.77, 6.68, 11.32, 1.97, 51.14, 16.24, 34.80,
 3.50, 43.20, 5:01.12. 6330 points
 David Cardone SA: 12.10, 6.28, 11.90, 1.88, 52.71, 16.35, 32.38,
 4.20, 39.82, 4:51.56. 6196 points
 Nathan Wheldon TAS: 11.84, 6.57, 12.20, 1.85, 52.65, 15.75, 35.96,
 DNS, 45.56, 4:53.59. 5846 points
 Zac Taylor WA: 12.04, 6.31, 12.06, 1.85, 53.63, 15.96, 29.62, 2.40,
 47.64, 5:34.19. 5580 points
 David Thomas QLD: 12.10, 5.94, 10.40, 1.52, 53.13, 17.66, 35.28,
 2.60, 45.10, 4:40.13. 5380 points
 David Stiles NSW: 12.21, 5.25, 10.09, 1.76, 53.26, 19.99, 32.92,
 3.40, 49.60, 4:44.36. 5361 points
 Bill Freeman ACT: 12.66, 5.75, 10.91, 1.79, 56.87, 17.06, 28.36,
 2.70, 41.64, 5:07.29. 5065 points
 Paul Casey QLD: 12.82, 5.36, 8.62, 1.76, 56.04, 18.36, 25.72, 3.90,
 29.58, 4:48.45. 4888 points
 Anthony Butt NSW: 12.89, 5.71, 9.35, 1.73, 59.25, 18.71, 29.08,
 2.30, 46.62, 5:07.01. 4629 points
 Craig Schulstad NSW: 11.94, 6.79, 9.94, 1.73, 53.88, 16.45, 25.04,
 4.00, DNS, DNS. 4791 points

MEN UNDER 16

100m H, SP, HJ, 200m, LJ, JT, 1500m.

James Fitzpatrick TAS: 13.88, 11.92, 1.95, 23.08, 6.56, 40.26, 5:04.58. 4819 points
 Shaun Baxter VIC: 16.05, 12.17, 1.80, 24.33, 5.97, 43.70, 4:47.75. 4343 points
 Stewart Coulter NSW: 15.19, 12.48, 1.77, 23.99, 5.85, 45.34, 5:13.55. 4317 points
 Stephen Laybutt NSW: 15.25, 12.67, 1.62, 23.84, 5.64, 36.78, 4:49.00. 4185 points
 Lachlan Gray SA: 15.72, 11.32, 1.71, 24.22, 5.67, 49.98, 5:26.31. 4077 points
 James Hunter QLD: 15.06, 12.64, 1.62, 25.15, 6.13, 34.08, 5:25.79. 3952 points
 Kevin Riddick NSW: 17.04, 12.10, 1.92, 25.12, 5.67, 39.44, 5:28.36. 3911 points
 Stephen Smith VIC: 17.02, 10.85, 1.68, 25.72, 5.65, 33.42, 4:32.91. 3820 points
 Brendan Hanson VIC: 15.41, 10.13, 1.77, 24.70, 4.86, 33.82, 5:23.89. 3667 points
 Driss Doukari QLD: 16.58, 10.22, 1.71, 25.67, 5.72, 39.86, 5:43.28. 3574 points
 Alex Tunggal NSW: 14.58, 8.67, 1.65, 24.30, 5.85, 39.68, DNS. 3468 points

WOMEN UNDER 18

100m H, HJ, SP, 200m, LJ, JT, 800m.

Jane Jamieson NSW: 15.05, 1.67, 13.06, 25.11, 5.78, 40.24, 2:27.16. 5445 points
 Lisa Armstrong QLD: 15.69, 1.67, 10.84, 26.51, 5.69, 25.98, 2:35.53. 4691 points
 Melissa Harris NSW: 16.08, 1.64, 10.87, 27.53, 4.98, 34.12, 2:32.24. 4516 points
 Tess McCarron ACT: 16.08, 1.55, 10.64, 27.24, 5.01, 34.28, 2:32.28. 4430 points
 Rachel Letcher SA: 16.83, 1.58, 9.33, 26.67, 5.15, 34.30, 2:41.37. 4270 points
 Karen Hall NSW: 17.40, 1.61, 7.90, 26.75, 5.04, 26.66, 2:27.41. 4135 points
 Melanie Nollitt SA: 16.03, 1.52, 8.26, 26.42, 4.83, 22.36, 2:44.03. 3907 points
 Debra Strong TAS: 17.94, 1.49, 7.14, 27.30, 4.50, 24.82, 2:45.38. 3456 points
 Rebecca Burgess NSW: 17.06, 1.49, 7.39, 26.88, 4.89, DNS, DNS. 2812 points
 Paula Lodge TAS: 20.89, 1.37, 8.64, DNS, DNS, DNS, DNS. 1155 points

WOMEN UNDER 16

90m H, HJ, SP, 200m, LJ, JT, 800m.

Nicole Gale NSW: 13.47, 1.53, 9.56, 25.93, 5.40, 31.02, 2:29.99. 4874 points
 Lyndelle Zuccolin VIC: 15.00, 1.56, 9.18, 26.34, 5.70, 28.50, 2:38.24. 4575 points
 Julie De Luca WA: 17.42, 1.53, 9.29, 25.96, 5.38, 41.12, 2:29.40. 4543 points
 Melissa Auer NSW: 14.74, 1.59, 7.89, 26.11, 5.24, 29.44, 2:32.61. 4533 points

Nicole Muir ACT: 15.03, 1.50, 8.06, 26.44, 5.20, 33.06, 2:24.77.
 4530 points
 Kelli Hanson TAS: 15.48, 1.68, 9.12, 27.89, 4.73, 31.54, 2:28.35.
 4428 points
 Edwina Russell TAS: 14.75, 1.53, 9.00, 27.02, 4.76, 32.42, 2:29.99.
 4415 points
 Carmen Miller TAS: 15.13, 1.50, 7.18, 26.75, 5.46, 26.88, 2:51.27.
 4120 points
 Suemana Schrieber NSW: 15.02, 1.41, 7.22, 26.28, 5.03, 22.98,
 2:27.81.
 4116 points
 Ursula Rodway NSW: 15.05, 1.47, 6.87, 26.94, 5.03, 18.52, 2:24.75.
 4055 points
 Kate Heffernan NSW: 14.43, 1.53, 7.07, 26.54, 4.44, 20.54, 2:35.81.
 3998 points
 Catherine Marshall VIC: 15.44, 1.62, 7.17, 26.40, 4.96, 19.60,
 2:49.44.
 3950 points
 Tracy Cathro QLD: 16.64, 1.47, 7.73, 29.14, 4.36, 31.20, 2:24.98.
 3801 points
 Trinity-Anne Newans NSW: 16.08, 1.50, 8.09, 27.17, 4.64, 16.58,
 2:42.17.
 3666 points
 Pippa Leverington WA: 16.39, 1.56, 7.72, 29.32, 4.47, 28.74,
 2:45.06.
 3658 points

1993 AUSTRALIAN 1 MILE CHAMPIONSHIPS

MELBOURNE 25TH FEBRUARY, 1993

MEN 1. Glenn Stojanovic NSW 4:00.80, 2. David Evans ACT 4:01.44, 3. Alex Davey VIC 4:01.59, 4. Peter Hepworth VIC 4:01.62, 5. Laurie Dalton VIC 4:02.25, 6. Darren Abbott SA 4:02.32, 7. Pat Scammell VIC 4:04.08, 8. Mark Taylor SA 4:04.86, 9. Michael Power VIC 4:05.04, 10. Anthony Hill VIC 4:08.00, 11. Jason Rock VIC 4:15.43.

HOBART 17TH JANUARY, 1993

WOMEN 1. Susie Power VIC 4:35.28, 2. Nicole Robinson VIC 4:39.68, 3. Maryann Murray TAS 4:44.62, 4. Kate Anderson VIC 4:48.90, 5. Mandy Westbrook TAS 5:18.12, 6. Belinda Sutherland TAS 6:04.62.

1993 AUSTRALIAN 100 YARDS CHAMPIONSHIPS

STAWELL 11TH & 12TH APRIL, 1993

MEN semi automatic timing 1. Joe Marvin FIJ 9.80, 2. Dave Clark GB 9.89, 3. Scott Antonich NSW 10.01, 4. Mark Ladbrook VIC 10.02, 5. Andrew Murphy VIC 10.08, 6. Andrew Saunders VIC 10.17, 7. John Ford VIC 10.19, 8. John Watson GB 10.19.

HOBART 17TH JANUARY, 1993

WOMEN (+0.5) 1. Cathy Freeman VIC 10.62, 2. Jodi Lambert WA 10.92, 3. Diane Holden-Answorth NSW 11.04, 4. Veronica Lee NSW 11.18, 5. Colinda Farrar NSW 11.20, 6. Zhang Chunying CHN 11.38, 7. Bindee Goonchew QLD 11.46.

1993 First Australian Disabled Track & Field Championships 3-4 April

**MEN RACE 1 (AMPUTEE A4,6,8 - VISUALLY IMPAIRED B1,2,3 -
CEREBRAL PALSY C7,8 - INTELLECTUALLY DISABLED ID)**

100 meters (+2.4) FINAL

1. David Goodman VIC (B3) 11.57 (96.72%); 2. Darren Collins VIC (B1) 11.90 (95.63%); 3. Rex Breed QLD (ID) 11.97 (94.65%); 4. Wayne Bauer QLD (ID) 12.14 (93.33%); 5. Neil Fuller SA (A4) 12.59 (92.37%); 6. Allan Butler ACT (LAT4) 11.81 (90.77%); 7. Darren Barendrecht QLD (ID) 12.67 (89.42%); 8. Duane Bastin WA (ID) 12.76 (88.79%); 9. Jason Newman VIC (ID) 13.01 (87.09%)

200 meters (+2.3) FINAL

1. Darren Collins VIC (B1) 24.11 (99.71%); 2. Wayne Bauer QLD (ID) 24.20 (94.63%); 3. David Goodman VIC (B3) 23.86 (94.43%); 4. Rex Breed QLD (ID) 24.41 (93.81%); 5. Paul Mitchell WA (ID) 25.06 (91.38%); 6. Russel Nelligan WA (ID) 26.70 (85.76%); 7. Neil Fuller SA (A4) 28.82 (80.04%)

400 meters FINAL

1. Darren Collins VIC (B1) 54.94 (95.74%); 2. Paul Mitchell WA (ID) 54.23 (94.93%); 3. David Goodman VIC (B3) 53.72 (92.62%); 4. Wayne Wright TAS (ID) 56.21 (91.58%); 5. Rex Breed QLD (ID) 57.23 (89.95%); 6. Dale Sharp QLD (ID) 57.87 (88.95%); 7. Jason Newman VIC (ID) 1:00.43 (85.18%)

800 meters: FINAL

1. Paul Mitchell WA (ID) 2:04.65 (97.96%); 2. David Evans ACT (LAT4) 2:00.09 (96.57%); 3. Sam Rickard NT (B3) 2:00.28 (95.43%); 4. Dale Sharp QLD (ID) 2:14.12 (91.04%); 5. Wayne Wright TAS (ID) 2:21.05 (86.57%); 6. James Bromhead ACT (ID) 2:21.95 (86.02%); 7. David Tomlinson QLD (ID) 2:29.57 (81.64%)

1500 meters FINAL

1. Paul Mitchell WA (ID) 4:10.48 (103.45%); 2. David Evans ACT (LAT4) 4:06.97 (96.58%); 3. Sam Rickards NT (B3) 4:10.77 (95.71%); 4. Dale Sharp QLD (ID) 4:47.40 (90.13%); 5. James Bromhead ACT (ID) 4:48.80 (89.73%); 6. David Tomlinson QLD (ID) 4:57.64 (87.06%); 7. Jason Newman VIC (ID) 5:10.77 (83.38%)

5000 meters: Men/Women FINAL

1 Paul Mitchell WA (ID) 17:26.88; 2. James Bromhead ACT (ID) 18:35.50; 3. David Tomlinson QLD (ID) 19:21.62; 4. Kyrra Grunnsund NSW (A4) 21:11.94; 1. Female/Kaye Freeman QLD (ID) 22:34.45; 5. Russell Nelligan WA (ID) 22:43.84; 6. Geoff Rundell VIC (LAT3) 23:53.67; 2. Female/Anne Walsh ACT (ID) 24:51.67

**WOMEN RACE 1 (AMPUTEE A4,6,8 - VISUALLY IMPAIRED B1,2,3 -
CEREBRAL PALSY C7,8 - INTELLECTUALLY DISABLED ID)**

100 meters (+3.4) FINAL

1 Sharon Rackham ACT (ID) 13.77 (97.02%); 2. Racquel Nugent QLD (ID) 13.84 (96.53%); 3. Marsha Green NSW (B2) 13.63 (93.18%); 4. Lisa Llorens ACT (ID) 14.35 (93.10%); 5. Franco Trovato WA (ID) 15.00 (89.07%); 6. Karen Smith WA (B2) 14.26 (89.06%); 7. Norma Koplick QLD (ID) 15.14 (88.24%); 8. Kyly Reich WA (ID) 15.51 (86.14); 9. Samantha Newman NSW (B3) 15.34 (81.03%)

200 meters (-0.6) FINAL

1. Marsha Green NSW (B2) 28.02 (96.22%); 2. Sharon Rackham ACT (ID) 28.83 (94.10%); 3. Racquel Nugent QLD (ID) 29.70 (91.34%); 4. Karen Smith WA (B2) 29.88 (90.23%); 5. Lisa Llorens ACT (ID) 31.92 (84.99%); 6. Franco Trovato WA (ID) 34.56 (78.50%); 7. Kyly Reich WA (ID) 35.50 (76.42%)

400 meters FINAL

1. Sharon Rackham ACT (ID) 1:06.35 (92.16%); 2. Kaye Freeman QLD (ID) 1:08.42 (89.37%); 3. Franco Trovato WA (ID) 1:30.01 (67.94%)

800 meters FINAL

1. Patricia Whittaker VIC (ID) 2:17.37 (116.46%); Invitation/Jennifer Maric 2:18.09; Invitation/Julie Page 2:31.26; 2. Kaye Freeman QLD (ID) 2:45.88 (96.44%); 3. Anne Walsh ACT (ID) 3:03.78 (87.04%); 4. Marsha Green NSW (B2) 2:43.94 (82.77%); 5. Franco Trovato WA (ID) 3:35.45 (74.25%)

1500 meters: Women/Men FINAL

1. Patricia Whittaker VIC (ID) 4:52.48 (114.55%); 2. Kaye Freeman QLD (ID) 5:45.65 (96.93%); 3. Anne Walsh ACT (ID) 6:17.84 (88.70%); 1. Male/Geoff Rundell VIC (LAT3) 6:30.52

MEN RACE 2 (AMPUTEE A2,3 - CEREBRAL PALSY C5,4 - LES AUTRE LAT 3)

100 meters (+2.6) FINAL

1. Hamish MacDonald NT (C5) 17.26 (80.82%); 2. Mark Whiteman NSW (TS1) 15.95 (76.68%); 3. Gary MacLean NSW (LAT3) 15.47 (79.05%); 4. Geoff Rundell VIC (LAT3) 20.04 (61.02%)

200 meters (Assisted) FINAL

1. Gary MacLean NSW (LAT3) 32.49 (76.39%); 2. Hamish MacDonald NT (C5) 35.29 (75.99%); 3. Mark Whiteman NSW (TS1) 34.06 (72.87%)

400 meters FINAL

1. Hamish MacDonald NT (C5) 1:23.51

MEN RACE 3 (CEREBRAL PALSY C3 - LES AUTRE LAT 1 - WHEELCHAIR T1,2)

100 meters (-1.0) FINAL

1. Chris Boulton NSW (T1) 26.84 (86.29%); 2. Fabian Blattman NSW (T1) 26.86 (86.22%); 3. Mike Desanto VIC (T2) 21.75 (82.62%); 4. Allan Ashford QLD (T2) 21.82 (82.35%); 5. Andrew Avery VIC (T2) 23.85 (75.35%)

200 meters (+4.6) FINAL

1. Greg Smith VIC (T2) 33.56 (95.71%); 2. Fabian Blattman NSW (T1) 46.51 (93.81%); 3. Chris Boulton NSW (T1) 47.14 (92.55%); 4. Mike DeSanto VIC (T2) 36.63 (87.69%); 5. Allan Ashford QLD (T2) 38.61 (83.19%); 6. Andrew Avery VIC (T2) 42.75 (75.13%)

400 meters FINAL

1. Fabian Blattman NSW (T1) 1:27.70 (92.34%); 2. Greg Smith VIC (T2) 1:08.34 (89.77%); 3. Chris Boulton NSW (T1) 1:38.22 (82.46%); 4. Mike Desanto VIC (T2) 1:15.42 (81.34%); 5. Allan Ashford QLD (T2) 1:15.90 (80.83%); 6. Andrew Avery VIC (T2) 1:29.14 (68.82%)

800 meters FINAL

1. Greg Smith VIC (T2) 2:33.04 (82.51%); 2. Fabian Blattman NSW (T1) 3:32.51 (78.01%); 3. Chris Boulton NSW (T1) 3:35.61 (76.89%); 4. Mike DeSanto VIC (T2) 2:50.70 (73.98%); 5. Allan Ashford QLD (T2) 2:53.42 (72.82%); 6. Andrew Avery VIC (T2) 3:15.22 (64.68%)

1500 meters FINAL

1. Greg Smith VIC (T2) 4:35.12 (89.44%); 2. Mike Desanto VIC (T2) 4:35.35 (89.36%); 3. Fabian Blattman NSW (T1) 6:10.62 (84.64%); 4. Chris Boulton NSW (T1) 6:16.46 (83.32%); 5. Allan Ashford QLD (T2) 5:01.16 (81.71%); 6. Andrew Avery VIC (T2) 5:56.49 (69.03%)

5000 meters FINAL

1. Fabian Blattman NSW (T1) 19:30.24 (90.58%); 2. Chris Boulton NSW (T2) 21:51.82 (80.81%); 3. Allan Ashford QLD (T2) 17:58.60 (75.27%)

MEN RACE 4 (AMPUTEE A1,2,3 - CEREBRAL PALSY C5,4 - LES AUTRE LAT 2 - WHEELCHAIR T3,4)

100 meters (+2.5) FINAL

1. John Lindsay VIC (T3) 15.77; 2. Paul Wiggins WA (T4) 15.80; 3. Nicholas Tsemitsidis SA (T4) 16.12; 4. Paul Nunnari NSW (T4) 16.24; 5. Craige Sayers VIC (T4) 17.03; 6. Anton Zappelli WA (T4) 17.46; 7. Geoff Howell QLD (T4) 17.53; 8. Darren Woodhouse NSW (T4) 17.90

200 meters (/) FINAL

1. John Lindsay VIC (T3) 27.59; 2. Paul Wiggins WA (T4) 28.42; 3. Paul Nunnari NSW (T4) 28.78; 4. Nicholas Tsemitsidis SA (T4) 29.39; 5. Anton Zappelli WA (T4) 30.32; 6. Craige Sayers VIC (T4) 30.78; 7. Mike Nugent QLD (T3) 30.84; 8. Geoff Howell QLD (T4) 30.97

400 meters FINAL

1. Paul Wiggins WA (T4) 54.58; 2. Paul Nunnari NSW (T4) 56.97; 3. John Lindsay VIC (T3) 57.17; 4. Craige Sayers VIC (T4) 57.58; 5. Anton Zappelli WA (T4) 1:00.07; 6. Geoff Howell QLD (T4) 1:02.52; 7. Nicholas Tsemitsidis SA (T4) 1:02.61

800 meters FINAL

1. Paul Wiggins WA (T4) 1:48.09; 2. Paul Nunnari NSW (T4) 1:49.95; 3. Craige Sayers VIC (T4) 1:56.62; 4. Anton Zappelli WA (T4) 1:58.38; 5. Mike Nugent QLD (T3) 1:59.08; 6. James Omerod WA (T3) 2:04.05; 7. Nicholas Tsemitsidis SA (T4) 2:04.55; Female/Louise Sauvage WA (T4) 1:55.35

1500 meters FINAL

1. Paul Wiggins WA (T4) 3:25.46; 2. Paul Nunnari NSW (T4) 3:26.19; 3. Female/Louise Sauvage WA (T4) 3:40.52; 3. Mike Nugent QLD (T3) 3:46.34; 4. Anton Zappelli WA (T4) 3:46.55; 5. Craige Sayers VIC (T4) 3:47.16; 6. James Omerod WA (T4) 3:48.40; 7. Geoff Howell QLD (T4) 3:53.29; 8. Robert Thomas WA (T4) 3:53.47; 9. Darren Horton VIC (T3) 3:57.01; 10. Michael Green VIC (T4) 4:05.32; 2. Female/Angela Willett QLD (T4) 4:06.45; 11. James Wood VIC (T3) 4:26.41; 12. Mike Letch VIC (T3) 4:26.51; 13. Ian Gainey VIC (T4) 4:42.68

5000 meters: Men/Women FINAL

1. Paul Wiggins WA (T4) 12:35.66; 1. Female/Louise Sauvage WA (T4) 12:55.99; 2. Mike Nugent QLD (T3) 12:57.06; 3. Craige Sayers VIC (T4) 13:09.13; 4. James Omerod WA (T4) 13:09.48; 5. Anton Zappelli WA (T4) 13:24.00; 6. Darren Horton VIC (T3) 13:31.50; 7. Geoff Howell QLD (T4) 14:02.42; 8. Ian Gainey VIC (T4) 14:13.52; 2. Female/Angela Willett (T4) 17:13.70 9. Robert Thomas WA (T4) 15:44.20; Paul Nunnari NSW (T4) DNF

WOMEN RACE 4 (AMPUTEE A1,2,3 - CEREBRAL PALSY C5,4 - LES AUTRE LAT
2 - WHEELCHAIR T3,4)

100 meters (-0.5) FINAL

1. Louise Sauvage WA (T4) 17.23; 2. Angela Willett QLD (T4) 19.22;
3. Melinda Gaerlan SA (T4) 20.81

200 meters (+2.0) FINAL

1. Louise Sauvage WA (T4) 30.13; 2. Angela Willett QLD (T4) 34.98;
3. Melinda Gaerlan SA (T4) 37.21; 4. Anne Marie Salotti SA (T4)
42.60

400 meters FINAL

1. Louise Sauvage WA (T4) 57.77; 2. Angela Willett QLD (T4) 1:09.99;
3. Melinda Gaerlan SA (T4) 1:14.76; 4. Anne Marie Salotti SA (T4)
1:22.55

800 meters FINAL

1. Angela Willett QLD (T4) 2:27.10; 2. Melinda Gaerlan SA (T4)
2:35.50; 3. Anne Marie Salotti SA (T4) 2:44.94

MEN GROUP 1 (SEATED)

JAVELIN

1. Michael Farrent SA (F4) 18.28 (67.55%); 2. Brendan Bowden SA (F4)
16.96 (62.67%); 3. Gary Aberley SA (F7) 21.16 (54.31%); 4. Robert
Thomas WA (F6) 15.90 (53.50%)

SHOT PUT

1. Robert Thomas WA (F6) 6.66 (71.92%); 2. Michael Farrent WA (F4)
6.29 (71.15%); 3. Gary Amberley SA (F7) 7.53 (70.97%); 4. Brendan
Bowden SA (F4) 6.18 (69.91%)

DISCUS

1. Brendan Bowden SA (F4) 24.62 (90.24%); 2. Gary Amberley SA (F7)
30.68 (88.56%); 3. Michael Farrent SA (F4) 20.46 (75.00%); 4. Robert
Thomas WA (F6) 18.76 (52.63%)

WOMEN GROUP 1 (SEATED)

JAVELIN

1. Nicole Wilkinson NSW (F3) 8.00 (94.78%); 2. Claire Everett WA
(F8) 13.10 (62.38%); 3. Anne Marie Salotti SA (F7) 12.36 (57.49%)

SHOT PUT

1. Anne Marie Salotti SA (F7) 5.59 (75.13%); 2. Nicole Wilkinson NSW
(F3) 3.01 (69.52%); 3. Claire Everett WA (F8) 4.84 (57.96%)

DISCUS

1. Nicole Wilkinson NSW (F3) 7.62 (79.87%); 2. Anne Marie Salotti SA
(F7) 13.48 (62.46%); 3. Claire Everett WA (F8) 14.78 (59.50%)MEN

GROUP 2 (STANDING)

HIGH JUMP

1. Anton Flavel WA (ID) 1.56/91.23%; 2. Jason Newman VIC (ID)
1.54/90.06%; 3. Andrew Laggner ACT (ID) 1.49/87.13%; 4. Jason Smith
NSW (ID) 1.25/73.10%; 5. Ronald Martin ACT (B2) 1.30/67.01%; 6. Adam
Wood VIC (A2) 1.30/66.33%

LONG JUMP

1. Anton Flavel WA (ID) 5.56 (91.75%); 2. Rex Breed QLD (ID) 5.53 (91.25%); 3. Paul Mitchell WA (ID) 5.32 (87.78%); 4. Wayne Wright TAS (ID) 5.23 (86.30%); 5. Jason Newman VIC (ID) 5.04 (83.17%); 6. Kingsley Williams VIC (B3) 5.38 (77.97%); 7. Gary Maclean NSW (LAF4) 3.45 (71.58%); 8. Roland Harvey QLD (ID) 4.22 (69.64%); 9. Adam Wood VIC (A2) 2.47 (51.24%)

SHOT PUT

1. Anton Flavel WA (ID) 9.41 (88.11%); 2. Gary Maclean NSW (LAF4) 7.12 (79.64%); 3. Troy Sachs NSW (A4) 10.26 (75.44%); 4. Brian Harvey QLD (C8) 8.88 (74.75%); 5. John Eden VIC (A2) 9.49 (72.61%); 6. Shane Wolford NSW (A6) 9.13 (65.57%); 7. Ronald Martin ACT (B2) 9.20 (62.37%); 8. Kingsley Williams VIC (B3) 8.57 (61.88%); 9. Roland Harvey QLD (ID) 6.01 (56.27%); 10. William Harvey QLD (ID) 6.01 (56.27%); 11. Toni Mell SA (B2) 8.04 (54.51%); 12. Adam Wood VIC (A2) 7.06 (54.02%); 13. Damien Burroughs ACT (ID) 6.46 (50.39%)

DISCUS THROW

1. Anton Flavel WA (ID) 27.74 (95.33%); 2. Brian Harvey QLD (C8) 29.38 (94.96%); 3. John Eden VIC (A2) 33.64 (81.97%); 4. Troy Sachs NSW (A4) 35.16 (78.31%); 5. Damien Burroughs ACT (C7) 23.06 (60.94%); 6. Roland Harvey QLD (ID) 17.54 (60.27%); 7. Allan Butler ACT (LAF4) 28.90 (58.88%); 8. Adam Wood VIC (A2) 21.52 (52.44%)

JAVELIN THROW

1. Brian Harvey QLD (C8) 36.40 (103.41%); 2. Anton Flavel WA (ID) 50.86 (98.72%); 3. Kingsley Williams VIC (B3) 38.96 (78.01%); 4. Troy Sachs NSW (A4) 34.40 (65.83%); 5. Andrew Laggnier ACT (ID) 33.88 (65.76%); 6. Roland Harvey QLD (ID) 32.80 (63.66%); 7. Adam Wood VIC (A2) 27.62 (55.89%); 8. John McLeod NSW (A4) 28.30 (54.15%); 9. Shane Wolford NSW (A6) 29.40 (49.51%); 10. William Harvey QLD (ID) 17.34 (33.66%)

WOMEN GROUP 2 (STANDING)**HIGH JUMP**

1. Lisa Llorens ACT (ID) 1.45 (103.57%); 2. Kyly Reich WA (ID) 1.30 (92.86%); 3. Racquel Nugent QLD (ID) 1.10 (78.57%); 4. Samantha Newman NSW (B3) 1.35 (76.70%)

LONG JUMP

1. Lisa Llorens ACT (ID) 4.10 (91.11%); 2. Racquel Nugent QLD (ID) 4.02 (89.33%); 3. Kyly Reich WA (ID) 3.83 (85.11%); 4. Marsha Green NSW (B2) 4.28 (82.31%); 5. Norma Koplick QLD (ID) 3.64 (80.89%); 6. Karen Smith WA (B2) 4.17 (80.19%); 7. Samantha Newman NSW (B3) 3.87 (70.75%)

SHOT PUT

1. Jodi Willis VIC (B2) 10.44 (93.55%); 2. Madelyn Ehlers QLD (ID) 8.34 (91.85%); 3. Kyly Reich WA (ID) 6.81 (75.00%); 4. Lisa Llorens ACT (ID) 6.60 (72.69%); 5. Karen Arnold NSW (LAF5) 4.81 (56.59%); 6. Karen Smith WA (B2) 6.03 (54.03%)

DISCUS THROW

1. Kyly Reich WA (ID) 26.32 (105.36%); 2. Jodie Willis VIC (B2) 33.02 (96.21%); 3. Madelyn Ehlers QLD (ID) 21.14 (84.63%); 4. Norma Koplick QLD (ID) 20.48 (81.98%); 5. Lisa Llorens ACT (ID) 15.78 (63.17%); 6. Karen Arnold NSW (ID) 9.44 (36.36%); 7. Karen Smith WA (B2) 9.74 (28.38%)

JAVELIN THROW

1. Kaye Freeman QLD (ID) 24.28 (85.13%); 2 Norma Koplick QLD (ID) 23.44 (82.19%); 3. Kyly Reich WA (ID) 21.92 (76.85%); 4. Madelyn Ehlers QLD (ID) 20.32 (71.25%); 5. Claire Everett WA (F8) 13.10 (64.15%); 6. Samantha Newman NSW (B3) 20.96 (64.73%); 7. Karen Arnold NSW (LAF5) 10.76 (36.05%)

HAMMER THROW

1. Jodie Willis VIC (B2) 29.76; 2 Kyly Reich WA (ID) 19.06



Knox Grammar School

For over sixty years Knox Grammar School (Prep. Grade one to Year 12) has taken pride in the quality of its young men who have accepted the challenge of the School's strong academic and extra-curricula programs.

For information about boarding at Knox, write to:

The Headmaster
Knox Grammar School
Wahroonga NSW 2076
Tel: (02) 487 0122
Fax: (02) 487 0186

*Don't break your
heart overtraining!*



**HEALTH
CONSTRUCTION
COMPANY**

Full range of
Polar Heartrate
monitors and
accessories.

**We will beat
any price.**

Contact: Richard Day
(Bus) 883 6022
(Fax) 848 8126



Sponsored in the interest of athletics

TRINITY GRAMMAR SCHOOL

60 Wellington Street, Kew 3101

Telephone: (03) 860 3600

Facsimile: (03) 853 9457

1993 MOBIL GRAND PRIX SERIES
FINAL POINTS SCORES

MEN

100 METRES

1. Damien Marsh (AIS) 45
 2. Tim Jackson (NAS) 36
 3. Paul Henderson (NAS) 28
- D.Capobianco (CU) 18; R.Mapstone (WAIS) 17; S.Naylor (Vic) 15; S.McBain (SASI) 13.5; S.Brimacombe (Vic) 11; R.Nalatu (QAS) 5.5; A.Rowan (Vic) 5; C.Aston (SASI) 4; P.Birgan (QAS) 4; N.Rennie (Vic) 3; S.Mayne (CU) 3; C.Kearney (NSW) 2; B.Leavy (QAS) 2; R.Colling (WA) 2; A.Douglas (Vic) 2; F.Martin (NSW) 2; S.Pugh (WA) 1; A.Richardson (NSW) 1

800 METRES

1. Barry Acres (WAIS) 41
 2. Simon Lewin (Vic) 39
 3. Simon Still (QAS) 24
- J.Rinaldi (Vic) 21; J.White (TIS) 17; T.Scott (Qld) 14; R.Grivas (WA) 8; K.Hanigan (TIS) 6; B.Hanigan (TIS) 6; G.van der Sanden (WA) 5; D.Kenneally (Vic) 4; D.Gooch (WA) 4; C.O'Brien (NSW) 4; G.Ritchie (NAS) 3; E.Macdonald (Vic) 3; S.Wheeler (WA) 3; A.Davey (Vic) 2; K.Richardson (Qld) 2; J.Rock (Vic) 2; M.Maynard (Qld) 1

5000 METRES

1. Peter O'Donoghue (Vic) 50
 2. Paul Patrick (VIS) 31
 3. Julian Paynter (AIS) 31
- S.Creighton (AIS) 17; R.Higgins (AIS) 11; M.Inwood (QAS) 10; D.Evans (AIS) 8; R.Johnston (NZL) 7; P.Clode (NZL) 6; R.Russell (Vic) 4; C.Oliver (Tas) 3; W.Larden (ACT) 3; R de Highden (Vic) 3; D.Abbott (SASI) 3; J.Shaw (Tas) 2; R.Perrott (Vic) 2; P.Smith (NZL) 2; M.Murray (Tas) 1; J.Walsh (Vic) 1

400M HURDLES

1. Rohan Robinson (AIS) 45
 2. Malcolm Bult (WAIS) 28
 3. Steve Hasker (Vic) 26
- L.Miller (Vic) 21; A.Zorzit (NAS) 12; D.Misson (NSW) 11; N.Ward (CU) 9; G.Brown (VIS) 9; G.Workman (Vic) 8; C.Carroll (Qld) 7; D.Pugh (WA) 6; B.Young (Qld) 6; M.Edwards (WA) 5; M.Hillier (ACT) 5; A.Stapleton (WA) 4; J.Molloy (WA) 3; J.Goodwin (Vic) 3; C.Bradshaw (Vic) 2; P.Tetley (NSW) 1

POLE VAULT

1. Simon Arkell (AIS) 51
 2. James Miller (WAIS) 40
 3. Greg Halliday (SASI) 30
- A.Steinhardt (SASI) 25; T.Foster (SASI) 24; A.Barei (SASI) 14; B.Styles (Vic) 9; P.Gibbons (NZL) 6; D.Pfeiffer (Vic) 4; R.Hill (Vic) 2.5; H.Arbuthnot (Qld) 2; A.Gray (SA) 1

TRIPLE JUMP

1. Peter Burge (QAS) 41
 2. Tony Brideson (SASI) 32
 3. Paul Simensen (NAS) 25
- R.Beames (Vic) 22; L.Stuart (Vic) 14; I.van Roden (Qld) 8;
T.Crago (SA) 6; S.Cassey (WAIS) 6; K.Rogers (SA) 5; J.Sieverts
(ACT) 4; T.Jasper (WA) 4; S.Jacotine (VIS) 4; M.Achermann
(Vic) 2

SHOT PUT

1. John Minns (AIS) 45
 2. John McNamara (Vic) 35
 3. Jacob Vujcic (NAS) 26
- J.Impey (NAS) 23; P.Lonsdale (Qld) 15; G.Edwards (NAS) 15;
K.Galea (Qld) 7; G.Mace (ACT) 4; G.Ryland (Tas) 4; W.Martell
(Qld) 4; S.Young (Vic) 4; J.McDonald (TIS) 3; A.May (Vic) 3;
A.Davey (ACT) 3; J.Anlerzark (Qld) 2; L.Anlerzark (Qld) 1

DISCUS THROW

1. Werner Reiterer (VIS) 45
 2. Richard Fejer (Vic) 35
 3. Mark Henderson (Qld) 18
- P.Lonsdale (Qld) 17; S.Young (Vic) 12; J.Impey (NAS) 8;
G.Adamson (Tas) 6; J.Hancy (CU) 6; L.Best (Tas) 5; A.Bray
(Qld) 5; S.Lawson (CU) 5; I.Winchester (NZL) 5; S.Maxwell
(Tas) 4; C.Boccalatte (Qld) 4; R.Devine (Vic) 4; B.Jaaniste
(NSW) 4; W.Martell (Qld) 3; J.Anlerzark (Qld) 2; S.Dwight
(NSW) 2

WOMEN

200 METRES

1. Cathy Freeman (VIS/AIS) 41
 2. Melinda Gainsford (AIS) 40
 3. Tania Van Heer (SASI) 29
- B.Mullen (Qld) 22; K.Hanigan (NAS) 11; R.Poetschka (WAIS) 10;
J.Lambert (WAIS) 9; J.Ovenden (WAIS) 7; M.Seymour (NZL) 6;
M.Mackie (ACT) 6; M.Lock (QAS) 5; M.Holland (NAS) 4; K.Davis
(NSW) 4; D.Adamson (VIS) 3; K.Nankivell (SA) 2; N.Stenberg
(NSW) 2; A.Cooper (NSW) 2; S.Young (SA) 1

800 METRES

1. Sandra Dawson (QAS) 41
 2. Melanie Collins (NAS) 34
 3. Narelle Parr (NSW) 29
- W.Old (SASI) 20; L.O'Connell (Vic) 13; G.Luke (TIS) 12;
S.Shepherd (NAS) 8; S.Stephens (QAS) 6; M.Leaney (VIS) 5;
S.Andrews (TIS) 4; M.Zaricky (Qld) 4; S.Jamieson (WAIS) 4;
N.Webster (Vic) 3; S.Power (VIS) 2; V.Freeborn (SA) 2;
K.Anderson (VIS) 2; P.Garnett (WA) 2; C.Kasehagen (SA) 1

3000 METRES

1. Krishna Stanton (AIS) 40
 2. Susie Power (VIS) 23
 3. Maryann Murray (TIS) 23
- K.McCann (NAS) 18; N.Robinson (VIS) 11; J.Gallagher (Qld) 10; M.Sheer (SA) 9; M.Primavera (Qld) 9; S.Hobson (AIS) 7; S.Case (Vic) 6; J.Perkins (Vic) 6; S.Malaxos (WAIS) 6; L.Maas (Qld) 6; M.Dillon (NSW) 5; V.Pott (Qld) 5; E.Carney (Vic) 5; K.Moir (Vic) 4; S.Shepherd (Qld) 4; S.Mahony (NSW) 3

100M HURDLES

1. Jane Flemming (AIS) 45
 2. Jayne Moyes (WAIS) 37
 3. Jenny Laurendet (NAS) 31
- S.Heagney (WAIS) 20; D.Collins (NAS) 19; K.Wilson (Vic) 17; G.Ragus (WAIS) 17; R.Linko (NAS) 11; C.Kennedy (NAS) 4; L.Bruce (QAS) 1; C.Bean (CU) 1; D.Drury (Vic) 1; Y.Watkins (WAIS) 1

400M HURDLES

1. Renee Poetschka (WAIS) 45
 2. Adrienne Rainbird (QAS) 30
 3. Leisa Bruce (QAS) 30
- H.Carter (WAIS) 25; K.Robertson (NSW) 14; C.Larritt (Vic) 8; R.Campbell (WA) 7; G.Luke (TIS) 6; R.Kemp (WA) 6; G.Hale (Vic) 6; L.Poetschka (WA) 5; J.Jensen (NSW) 3; N.Apps (NSW) 2; T.Cherry (Vic) 2; C.Collopy (NSW) 1

TRIPLE JUMP*

1. Mariklud Viduka (Vic) 37
 2. Leanne Stapylton-Smith (NZL) 25
 3. Nicole Boegman (AIS) 24
- K.Stephanos (SASI) 23; N.Mladenis (WA) 21; J.Gyselhart (NSW) 13; S.Totsis (NSW) 13; K.Charlton (NSW) 8; F.Castlereagh (ACT) 6; L.Smith (WA) 5; J.de Luca (WA) 4; S.Cummings (SA) 4; F.Rodwell (WA) 3; A.Turnbull (SA) 3; E.Bucher (Vic) 2

SHOT PUT

1. Daniela Costian (AIS) 45
 2. Bernadette Serone (NAS) 35
 3. Kylie Standing (NSW) 24
- D.Passmore (Vic) 16; A.McAdam (Vic) 13; K.Jones (QAS) 13; C.Gardiner (NSW) 9; J.Willis (VIS-D) 8; J.Meier (NSW) 6; J.Flemming (AIS) 5; K.Gore (Qld) 5; C.Schultz (Vic) 4; L.McPaul (AIS) 4; N.Myszka (ACT) 3; T.Phillips (CU) 3; C.Chapman (NSW) 2

JAVELIN THROW

1. Kate Farrow (AIS) 37
 2. Louise McPaul (AIS) 27
 3. Lara Woodbury (NAS) 27
- J.Stone (QAS) 20; S.Howland (QAS) 16; C.Perry (SA) 15; F.Atkinson (SA) 8; S.Browning (Qld) 6; J.de Luca (WA) 6; J.Flemming (AIS) 5; S.Wijesundera (WA) 5; A.Sutton (WA) 4; S.Ward (SA) 3

HAMMER THROW*

1. Debbie Sosimenko (NAS) 55
2. Kathleen Walton (QAS) 29
3. Denise Passmore (Vic) 16
- B.Serone (NAS) 14; M.Randall (Vic) 13; T.Cokley (Qld) 11;
- B.McNaughton (NSW) 8; T.Came (NZL) 7; K.Hughes (Tas) 5;
- L.Woodbury (NAS) 5; S.Laduzko (Tas) 4; C.Gardiner (NSW) 4;
- P.Matthews (Vic) 3

* Note that the Hammer Throw and Triple Jump for Women were not included in the Overall Grand Prix Scores

OVERALL GRAND PRIX

MEN

1. Simon Arkell (AIS) 51
2. Peter O'Donoghue (Vic) 50
3. Damien Marsh (AIS) 45
4. Werner Reiterer (VIS) 45
5. Rohan Robinson (AIS) 45
- John Minns (AIS) 45
7. Barry Acres (WAIS) 41
- Peter Burge (QAS) 41
9. James Miller (WAIS) 40
10. Simon Lewin (Vic) 39

WOMEN

1. Jane Flemming (AIS) 45
2. Renee Poetschka (WAIS) 45
- Daniela Costian (AIS) 45
4. Cathy Freeman (VIS/AIS) 41
5. Sandra Dawson (QAS) 41
6. Melinda Gainsford (AIS) 40
7. Krishna Stanton (AIS) 40
8. Jayne Moyes (WAIS) 37
- Kate Farrow (AIS) 37
10. Bernadette Serone (NAS) 35

BONUS POOL

1. Melinda Gainsford (AIS) 22.49 (14th)
2. Cathy Freeman (VIS/AIS) 22.54 (15th)
3. Simon Arkell (AIS) 5.72m (23rd)
- Peter O'Donoghue (Vic) 7.45.57 (23rd)
5. Jane Flemming (AIS) 12.98 (28th)
6. Damien Marsh (AIS) 10.19 (29th)
7. Shaun Creighton (AIS) 7.49.53 (40th)
8. Werner Reiterer (VIS) 62.98m (43rd)
9. Louise McPaul (AIS) 60.86m (45th)

AUSTRALIAN TEAM PERFORMANCES OVERSEAS

AUSTRALIAN MENS RELAY TOUR, USA [April 1992]

SUN CLASSIC, ARIZONA - 4th April 1992

'A' 4x100m Team (Rowan, Stephenson, Leavy, Marsh) (2) 39.20,
'B' Team (Mapstone, Jackson, McBain, Crane) (6) 39.79; Damien
Marsh (Qld) 200m (3) 21.07(+0.16)

SAN DIEGO INVITATIONAL - 11th April 1992

'A' Team (Jackson, Stephenson, Leavy, Marsh) (1) 39.35, 'B'
Team (Rowan, Crane, McBain, Mapstone) (2) 40.35; Steve McBain
(SA) 100m (1) 10.42(+2.06); Ashley Rowan (Vic) 100m (2) 10.58;
Peter Crane (Vic) 100mB (1) 10.61(-1.32); Rod Mapstone (WA)
100mB (2) 10.70; Brett Leavy (Qld) (8) 11.45; Marsh 200m (1)
20.83(+2.05); Chad Stephenson (NSW) 200m (2) 20.95(+2.05)

POMONA INVITATIONAL, CLAREMONT, USA - 17th April 1992

'A' Team (Rowan, Stephenson, McBain, Marsh) (1) 39.12; 'B'
Team (Mapstone, Crane, Leavy, Saunders) (3) 41.41; Mapstone
100m (2) 10.44(+1.61); Crane 100mB (1) 10.48(+1.49)

MT SAC RELAYS, WALNUT - 18th April 1992

'A' Team (as at Pomona) (3) 39.39; Stephenson 100m (1) 10.55(-
0.46); McBain (2) 10.66; Rowan (6) 11.22; Marsh 200m (1)
20.81(-0.03)

Manager/Coach: Cliff Mallett (Qld)
Physiotherapist: Steve Saunders (SA)

ESPOIRS TOUR, THAILAND NATIONAL CHAMPIONSHIPS [28-30th April]

Cameron Graham (Vic) JT (2) 70.64m; Michael Hawkey (Vic) HJ
(1) 2.15m; Craig Jeffery (NSW) 400mH (2) 52.57; Brett Styles
(Vic) PV (1) 5.00m; Stuart Windybank (NSW) 800m (3) 1.51.91

Sandra Dawson (Qld) (1) 800m 2.10.11; Fiona Fewtrell (NSW) Hep
(2) 4745pts, JT (2) 41.22m; Veronica Lee (NSW) injured on tour

Manager/Coach: Jackie Byrnes (NSW)

MULTIPLE EVENTS TOURING TEAM, SPAIN AND UK [18 May - 7 June]

ALHAMA, SPAIN - 23rd/24th May 1992

Dean Smith (SA) Dec (5) 7888pts; Brendan Tennant (NT) Dec (18)
6381pts; Kylie Coombe Hep (Vic) (9) 4939pts; Leisa Bruce (Qld)
Hep (5) 5339pts

BRITISH CHAMPIONSHIPS, SHEFFIELD (GBR) - 5/6th June 1992

Tennant Dec (4) 6903pts; Coombe Hep (4) 5389pts; Bruce Hep (7) 5024pts

Manager/Coach: Efim Shuravetsky (Vic)

JUNIOR (UNDER 20) 'B' TOUR, CANADA AND USA [18 May - 6 June]

COCQUITLAM - 20th May 1992

Eugene Farrell 100m (1) 10.80, 200m (1) 21.92; Kevin Richardson 800m 1.56.0; Danny O'Donnell 1500m 4.00.03; David Frazer HJ (1) 2.05m; Daniel Wiseman HJ (2) 1.95m; Clinton Lucas LJ 6.97m; Stella Totsis TJ 11.41m

OREGON INTERNATIONAL CLASSIC - 23rd May 1992

Farrell 100m 11.01, 200m (2) 22.09; Frazer HJ (1) 2.10m; Wiseman HJ (2) 2.05m; Debbie Sosimenko DT 38.74m; Totsis 11.41m Lucas, LJ 7.18m

ABBOTSFORD - 27th May 1992

Farrell 100m 11.15, 200m 22.48; O'Donnell 800m 1.57.87; Sosimenko HT 45.04m; Frazer HJ 2.05m; Wiseman HJ 2.05m

HARRY JEROME INTERNATIONAL, SWANGARD - 30/31st May 1992

Farrell 100m 11.04/11.14; 200m 22.17/21.98; Totsis TJ 11.31m; Frazer HJ 2.11m; Wiseman HJ 2.06m; O'Donnell 3000m 8.58.1

VICTORIA TIMES COLONIST MEET - 3rd June 1992

Farrell 100m 11.16/11.08; Richardson 800m 1.56.03; Wiseman HJ 2.10m; Frazer HJ 2.10m; O'Donnell 3000m Stple 9.30.0

Manager: Barry Stanton (SA)

KUALA LUMPUR MARATHON [31st May 1992]

Ian Cornthwaite (Vic)	5th	2:30.54
Brian Simmons (Vic)	8th	2:36.50

Manager: David Kitt (Vic)

ROAD WALKING SMALL GROUP TOUR

LA CORUNA MEET - 6th June 1992

Mens 20km: Nick A'Hern (NSW) (9) 1:22.06; Craig Jeffery (Vic) (27) 1:33.58; Stuart Walters (Vic) (28) 1:37.39

Junior Mens 10km: Mark Coleman (Vic) (17) 46.14

Womens 10km: Gabrielle Blythe (Vic) (3) 44.27; Carolyn Vanstan (Vic) (23) 48.26; Wendy Muldoon (Vic) (26) 48.52; Louise Nicholson (Vic) (28) 51.11; Lorraine Jachno (Vic) dnf

Junior Womens 5km: Natalie Davison (Vic) (14) 24.00; Simone Wolowiec (Vic) (16) 24.11; Alana Rogers (26) 25.31; Selena Ford (27) 26.14

Manager/Coach: Harry Summers (Vic)

JAPANESE JUNIOR CHAMPIONSHIPS [27-28th June 1992]

Andrea Hughes (Tas) HJ (1) 1.82m
Leanne Wickham (Vic) TJ (1) 12.20m(+0.4)

Manager/Coach: Kathy Lee (Vic)

JUNIOR CROSS COUNTRY DEVELOPMENT TOUR, NEW ZEALAND [June 20th]

Junior Men: Chad Fowler (NSW) (8) 18.37; Michael Gray (Qld) (9) 18.39; Matt Bourke (Vic) (10) 18.42; Craig Morelande (Qld) (17) 19.07; Mark Raatz (Qld) (20) 19.13

Junior Women: Natalie Harvey (Vic) (4) 14.22; Leah Rogers (Vic) (5) 14.40; Natalie Skelly (NSW) (7) 14.47; Erin Simpson (NSW) (13) 15.21

Manager/Coach: Tom Kelly (Vic)

AUSTRALIAN SENIOR 'B' TOURING TEAM, GREAT BRITAIN, 1992

Athletes - Men: Shane Naylor (Vic) 100m; Damien Marsh (Qld) 200m; Joshua Coull (Vic) 400m; Dean Kenneally (Vic) 800m; Barry Acres (WA) 800m; Pat Carroll (Qld) 5000m; David Evans (Vic) 5000m; Rod Higgins (ACT) 10000m; John Caliguri (Vic) 110mH; Kyle Vanderkuyp (Vic) 110mH; Manesh Pillay (WA) 400mH; Darren Wright (WA) 400mH; Tony Briggs (Vic) 400mH; Malcolm Norwood (Vic) [London Marathon]; Craig Watson (Tas) SP; Lochsley Thomson (NSW) HJ; David Hay (Vic) HJ; Tim Foster (SA) PV; Adam Steinhardt (SA) PV

Athletes - Women: Sophie Scamps (NSW) 400/800m; Lee Naylor (Vic) 400m; Liz Miller (NSW) 1500m; Krishna Stanton (ACT) 3000m; Jayne Moyes (WA) 100mH; Kate Farrow (SA) JT

Manager: Peter Bowman (ACT)
Coaches: Norm Osborne (Vic), John Quinn (Tas)
Physio: Peter Duras (Vic)

AUSTRALIAN OLYMPIC TEAM, BARCELONA [July/August 1992]

MEN

Nick A'Hern	20kmW	Final	22nd	1:31:39	
David Anderson	HJ	QRnd	=14th	2.15m	DNQ =27th overall
Simon Arkell	PV	QRnd	11th	5.30m	DNQ =22nd overall
Simon Baker	50kmW	Final	19th	4:08:11	
Dean Capobianco	200m	Rnd1	1st	20.86	(-0.4)
		Rnd2	4th	20.61	(+1.2) DNQ
				17th	overall
Sean Carlin	HT	QRnd	6th	75.90m	Final 8th 76.16m
David Culbert	LJ	QRnd	3rd	8.00m	(+0.6)
		Final	11th	7.73m	(-0.4)
Rob de Castella	Mar	Final	26th	2:17:44	
Tim Forsyth	HJ	QRnd	6th	2.26m	Final =3rd 2.34m
Mark Garner	400m	Rnd1	4th	46.26	
		Rnd2	8th	46.85	DNQ 28th overall
S. Hollingsworth	400mH	Rnd1	4th	49.74	DNQ 22nd overall
Andrew Jachno	20kmW	Final	31st	1:36:49	
Steven Moneghetti	Mar	Final	48th	2:23:42	
Werner Reiterer	DT	QRnd	5th	62.20m	Final 10th 60.12
Dean Smith	Dec	points	19th	7703	points
Lochsley Thomson	HJ	QRnd	=12th	2.20m	DNQ =19th overall

WOMEN

Nicole Boegman	LJ	QRnd	DNQ	3	fouls
Gabrielle Blythe	10kmW	Final	31st	50:13	
Daniela Costian	DT	QRnd	6th	64.10m	Final 3rd 66.24m
Jane Flemming	Hep	DNF			
Cathy Freeman	400m	Rnd1	3rd	53.70	
		Rnd2	5th	51.52	DNQ
				17th	overall
Melinda Gainsford	100m	Rnd1	4th	11.57	(-0.2)
		Rnd2	6th	11.67	(-1.1) DNQ
				24th	overall
	200m	Rnd1	2nd	23.18	(+1.3)
		Rnd2	4th	23.03	(-0.9)
		Semi	7th	23.03	(-0.1) DNQ
				13th	overall
Susan Hobson	10,000m	Rnd1	11th	32:53.61	DNQ
				21st	overall
Alison Inverarity	HJ	QRnd	4th	1.92m	Final 8th 1.91m
Kerry Johnson	100m	Rnd1	2nd	11.62	(-0.2)
		Rnd2	5th	11.59	(-0.5) DNQ
				19th	overall
Michelle Lock	400m	Rnd1	3rd	52.49	Rnd2 4th 51.71
		Semi	7th	50.78	DNQ 11th overall
Gail Luke	400mH	Rnd1	6th	58.32	DNQ 23rd overall
Louise McPaul	JT	QRnd	6th	60.56m	
		Final	11th	56.00m	
Melissa Moore	200m	Rnd1	5th	23.86	(+0.7) DNQ
				30th	overall
Lisa Ondieki	Mar	Final	DNF		
Renee Poetschka	400m	Rnd1	2nd	52.85	Rnd2 3rd 52.05
		Semi	7th	52.09	DNQ 15th overall
Kerry Junna-Saxby	10kmW	Final	15th	46:01	
Krishna Stanton	3,000m	Rnd1	7th	9:00.62	DNQ 22 overall

4x100m Relay (Moore, Gainsford, Johnson, Sambell)
Semi 4th 43.49, Final 6th 43.77

4x400m Relay (Lock, Freeman, Andrews, Poetschka)
Semi 3rd 3:25.68, Final 7th 3:26.42

Manager: John Daly (SA)
A/Manager: Margaret Mahony (Vic)
Head Coach: Tony Benson (Vic)
Coaches: Nancy Atterton (NSW), Sandro Bisetto (Vic),
Keith Connor (NSW), Craig Hilliard (ACT),
Merv Kemp (ACT)
Medical: Barry Cooper (ACT), Peter Stanton (ACT)

ESPOIRS TOUR, SINGAPORE CHAMPIONSHIPS [15th/16th August 1992]

Stephen Ellinghaus (Vic) 800m (1) 1.50.90, 1500m (1) 3.49.30;
Robert Hill (Vic) PV (2) 4.60m; Mark Ladbrook (Vic) 200m (1)
21.70(-1.51), 400m (2) 48.34; Nick Moroney (NSW) HJ (2) 2.05m,
LJ (6) 6.63m

Helen Carter (WA) 400mH (1) 60.28, 400m (3) 57.53; Jodie
Lambert (WA) 100m (2) 11.91(+0.83), 200m (1) 24.57(-0.47);
Karena Turner (SA) HJ (=3) 1.72m

Manager/Coach: Norm Osborne

WORLD CUP OF MOUNTAIN RUNNING, VALLE DI SUSA (ITA)
[28-30th August]

Mens Long Course (14.7km)

Des Woods (Qld)	18th	1:15.14
Glen Devison (Vic)	58th	1:22.36
Gerard Ryan (ACT)	69th	1:25.22
Team	13th	128pts

Womens Short Course (7.4km)

Angela Luchetti	68th	53.21
Louise Fairfax (AC)	4th	41.09

WORLD JUNIOR CHAMPIONSHIPS TEAM, SEOUL [September, 1992]

MEN

Daniel Andrikis	10Kmw	Final	17th	45:29:57
Gary Brown	400mH	Rnd1	4th	52.88
		Semi	4th	52.25 (PB)
		Final	8th	53.45
Peter Burge	TJ	QRnd		15.66m (+0.6)
		Final	5th	16.19m (+0.2) (PB)
Chris Carroll	400mH	Rnd1	7th	56.39 DNQ
				30th overall
Phil Chiodo	100m	Rnd1	6th	11.06 (+0.7) DNQ
				38th overall

Matt Dwight	HT	QRnd	20th	57.52m	
Tim Forsyth	HJ	QRnd		2.16m	
		Final	2nd	2.31m	
Brendan Hanigan	800m	Rnd1	3rd	1:51.50	
		Semi	3rd	1:48.56 (PB)	
		Final	3rd	1:47.26 (PB)	
Paul Jeffrey	Dec	points	11th	6895	
Steven Kingston	400m	Rnd1	6th	47.98	
		Semi	6th	47.84 DNQ	17th overall
Les Kuorikoski	Dec	points	4th	7280	
James Miller	PV	QRnd		5.00m	
		Final	=8th	5.00m	
Ryan Moore	LJ	QRnd		7.65m (-0.6)	AUST U18R
		Final	8th	7.43m (-0.8)	
Clayton Pugh	HJ	QRnd		2.10m	
		Final	9th	2.17m	
Kevin Richardson	800m	Rnd1	4th	1:52.40	
		Semi	7th	1:55.36 DNQ	21 overall
Dion Russell	10kmW		14th	45:01:24	
Bryan Skinner	100m	Rnd1	6th	10.87 (+1.5)	DNQ
			33rd	overall	
Declan Stack	400m	Rnd1	4th	48.07	
		Semi	5th	47.59 DNQ	16th overall
Glenn Stojanovic	3000mSC	Rnd1	4th	8:48.01 (PB)	
		Final	5th	8:40.62 (PB)	
Scott Thomson	JT	QRnd	14th	64.42m DNQ	
Jason Wight	TJ	QRnd	14th	15.53m (-0.7)	AUST U18R
Daryl Wohlsen	200m	Rnd1	3rd	21.49 (+0.7)	
		Semi	3rd	21.30 (+0.9) (PB)	DNQ
			9th	overall	
4x100m Relay		(Chiodo, Skinner, Wohlsen, Figures)			
		Rnd1		DNF	
4x400m Relay		(Kingston, Fitzpatrick, Moresi, Stack)			
		Rnd1	3rd	3:07.63	
		Final	7th	3:08.01	

WOMEN

Donna Adamson	400m	Rnd1	4th	54.91	
		Semi	7th	55.17 DNQ	12th overall
Kate Anderson	1500m	Semi	6th	4:19.96	
		Final	9th	4:20.45	
Melissa Baker	800m	Rnd1	3rd	2:06.21	
		Semi	4th	2:04.49	
		Final	6th	2:05.34	
Lilly-Ann Beining	Hep	points	15th	4923 (PB)	
	100mH	Rnd1	7th	14.68 (+0.4)	DNQ
			29th	overall	
Fiona Blair	100m	Rnd1	5th	12.01 (-0.2)	
		Rnd2	5th	11.90 (+1.9)	DNQ
			17th	overall	
Linda Coffee	5kmW	Final	21st	24:16.02	
Colinda Farrar	100m	Rnd1	6th	12.22 (-0.9)	DNQ
			34th	overall	
	200m	Rnd1	6th	24.50 (-0.6)	DNQ
			25th	overall	

Cathy Freeman	200m	Rnd1	1st	23.49 (-0.5)	
		semi	1st	23.29 (+0.1)	
		Final	2nd	23.25 (+0.3)	
Nioka Gray	400mH	Rnd1	4th	60.43 DNQ	13th overall
Michelle Haage	SP	QRnd	16th	14.11m DNQ	
Rachel Hale	400m	Rnd1	3rd	54.78	Semi 6th 55.27
			13th	overall	
Melissa Harris	HJ	QRnd		1.80m	Final 15th 1.77m
Andrea Hughes	HJ	QRnd		1.84m	Final 7th 1.85m
Rachel Links	100m H	Rnd1	6th	14.45 (+0.4)	DNQ
			26th	overall	
Susie Power	3,000m	Rnd1	3rd	9:11.52 (PB)	
		Final	8th	9:04.30 (PB)	
Kylie Robertson	400mH	Rnd1	5th	60.33 DNQ	12th overall
Rachel Rogers	100mH	Rnd1	6th	14.76 (-0.5)	DNQ
			31st	overall	
Jane Saville	5kmW	Final	2nd	21:58.64 (PB)	AUST U20R
Jeanine Ward	100mH	Rnd1	6th	14.45 (+0.9)	DNQ
			26th	overall	
Leanne Wickham	TJ		9th	12.43m (+0.7)	

4x100m Relay (Farrar, Blair, Adamson, Goon Chew)
Rnd1 DNF

4x400m Relay (Pedersen, Adamson, Hale, Freeman)
Rnd1 4th 3:39.64
Final 6th 3:36.28

Manager: Kathy Edwards (SA)
A/Managers: Bill Bailey (ACT), Peter Hamilton (ACT)
Head Coach: Peter Taylor (NSW)
Coaches: Tudor Bidder (WA), Max Debnam (NSW), John Lucas (Qld), Pam Turney (Vic)
Doctor: Chris Bradshaw (Vic)
Physios: Kay Crossley (Vic), Peter Matthews (Vic)

WORLD HALF MARATHON CHAMPIONSHIPS, Tyneside, GBR
[20th September, 1992]

Malcolm Norwood (Vic)	16th	61.56
Karen Gobby (WA)	76th	78.24

WORLD CUP IN ATHLETICS, Havana, Cuba [25-27 September, 1992]

MEN

Darren Abbott	1500m	7th	3:48.56
Simon Arkell	Pole Vault	NH	
Phillip Clode NZL	5000m	6th	14:14.27
Peter Crane	4x100m	6th	39.63
Shaun Creighton	Steeple	3rd	8:33.79
John Nancy	Discuss Throw	7th	55.94m
Michael Hawkey	High Jump	8th	2.15m
Rodney Higgins	10000m	7th	30:20.00
Jason Hooker	4x400m	7th	3:07.22
Courtney Ireland NZL	Shot Put	8th	17.63m

Michael Joubert	4x400m	7th	3:07.22
	400m	6th	47.24
Dean Kenneally	800m	7th	1:48.32
Brett Leavy	4x100m	6th	39.63
Johnathon Moyle NZL	Long Jump	8th	7.38m (-0.6)
Andrew Murphy	Triple Jump	7th	15.86m(+0.5)
Shane Naylor	4x100m	6th	39.63 (-0.3)
	100m	6th	10.50
Augustine Nketia NZL	4x100m	6th	39.63
Manesh Pillay	4x400m	7th	3:07.22
	400mH	6th	51.33
Anthony Ryan	4x400m	7th	3:07.22
Phillip Spivey	Hammer Throw	8th	66.68m
John Stapylton-Smith NZL	Javelin Throw	7th	70.00m
Chad Stephenson	200m	8th	21.49 (+0.5)
Kyle Vander Kuyp	110mH	5th	13.83 (+0.3)

Team 8th

WOMEN

Lisa Bruce	400mH	7th	1:00.07
Sandra Dawson	800m	6th	2:04.73
Melinda Gainsford	4x100m	DSQ	
	100m	4th	11.53 (+1.1)
	200m	4th	23.46 (-0.3)
Kylie Hanigan	4x400m	6th	3:34.48
	400m	4th	52.93
Maree Holland	4x400m	6th	3:34.48
Sue Howland	Javelin Throw	7th	55.82m
Christine King NZL	Shot Put	8th	14.48m
Veronica Lee	4x100m	DSQ	
Elizabeth Miller	1500m	6th	4:24.48
Jayne Moyes	100mH	7th	13.83 (-0.8)
Lee Naylor	4x400m	6th	3:34.48
Raewyn O'Donnell NZL	10000m	8th	35:25.46
Esther Paola	4x100m	DSQ	
Donna Robertson	High Jump	=6th	1.75m
Nicole Robinson	3000m	8th	9:44.88
Elizabeth Ryan NZL	Discuss Throw	8th	48.36m
Michelle Seymour NZL	4x100m	DSQ	
Leanne Stapylton-Smith	Long Jump	7th	5.81m (+0.6)
NZL	Triple Jump	7th	12.51m(-0.9)

Team 8th

General Manager: Denis Wilson (ACT)
A/Managers: Don Chadderton (NZL), Heather Matthews (NZL)
Admin. Officer: Jeanette Brown (Vic)
Head Coach: Fletcher McEwen (SA)
Coaches: Manfred Lewandowski (Vic) Jack Ralston (NZL)
Samu Sasamu (NGU) Barbara Stephens (NZL)
Doctor: Peter Brukner (Vic)
Physios: Phil Richardson (NSW), Greg Varigos (Vic)
Masseur: Bruce Towatt (NZL)

PENANG MARATHON, MALAYSIA [18th October 1992]

Colleen Stephens (Vic) 5th time not known

TAIPEI MARATHON [12th November 1992]

Gerard Barrett (ACT) 21st 2:28.07
Tania Warrick (Vic) 13th 3:02.47

Manager: Trevor Miller (SA)

MACAU MARATHON [6th December 1992]

John Andrews (NSW) dnf

SINGAPORE MARATHON [6th December 1992]

Ian Kent (Qld) 8th 2:27.31
Kerry Schreiber (Qld) 6th 3:01.04

PUNE MARATHON [13th December 1992]

Jan Phillips (NSW) 4th 3:07.00

AUSTRALIA VS NEW ZEALAND 100KM CHALLENGE [28th December 1992]

Men: Don Wallace (Qld) (1) 6:39.26; Andrew Law (Tas) (5) 7:30.05; Bruce Cook (Qld) (7) 7:49.33; Trevor Jacobs (ACT) (10) 8:13.53; David Standeven (SA) (12) 9:08.41; David Sill (13) 9:52.58; Pat Farmer (14) 10:04.30 Team 1st - 22:16.04

Women: Lavinia Petrie (Vic) (1) 8:22.17; Nicole Carroll (2) 8:56.04; Helen Stanger (3) 8:58.06 Team 1st - 26:16.27

HONG KONG MARATHON [31st January 1993]

Steve Poulton (NSW) 2nd 2:21.03

LONG BEACH MARATHON [7th February 1993]

Jenny Dowie (Vic) 2nd 2:39.12

JAPAN JUNIOR CROSS COUNTRY CHAMPIONSHIPS [21st February 1993]

Phillip Sly (Vic) (8000m) 2nd 25:03
Susie Power (Vic) (4000m) 1st 13:05

Manager: Gayelene Clews (ACT)

WORLD INDOOR CHAMPIONSHIPS, TORONTO [12th-14th March]

Damien Marsh (Qld) 60m (4h) 6.83, 200m (1h) 20.96, (3s) 20.79, (2) 20.71; Darren Clark (NSW) 400m (2h) 46.76, (3s) 46.64, (3) 46.45; Peter O'Donoghue (Vic) 3000m (6h) 7.53.86; Simon Arkell (SA) PV (=17q) 5.30m; John Minns (Vic) SP (13q) 18.08m

Melinda Gainsford (NSW) 60m (3h) 7.36, (7s) 7.43, 200m (1h) 23.16, (2s) 22.83, (2) 22.73; Cathy Freeman (Vic) 60m (6h) 7.48, 200m (h) dsq; Renee Poetschka (WA) 400m (1h) 52.70, (5) 52.29; Alison Inverarity (WA) HJ (q) 1.90m, (5) 1.97m; Kerry Junna-Saxby 3000m Walk (2h) 12.16.90, (2) 11.53.82.

Manager: Peter Hamilton (ACT)
Physio: Peter Duras (Vic)

WORLD CROSS COUNTRY CHAMPIONSHIPS, AMOREBIETA, [28th March]

MEN (11750m): Paul Patrick (Vic) (44) 34.30; Rod de Highden (Vic) (49) 34.37; Peter O'Donoghue (Vic) (62) 34.45; Shaun Creighton (Vic) (70) 34.55; Colin Dalton (NSW) (85) 35.06; Wayne Larden (ACT) (87) 35.09; Julian Paynter (Vic) (91) 35.10; Rod Higgins (ACT) (116) 35.31; Rob O'Donnell (Vic) (118) 35.32. Team 9th - 397pts.

WOMEN (6350pts): Susan Hobson (ACT) (35) 20.59; Jackie Gallagher (Qld) (62) 21.21; Suzanne Malaxos (WA) (116) 22.26; Sue Mahony (NSW) (121) 22.45; Kerryn Hindmarsh (NSW) dnc. Team 18th - 334pts.

JUNIOR MEN (7150m): Phillip Sly (Vic) (82) 22.26

JUNIOR WOMEN (4450m): Susie Power (Vic) (5) 14.18

Manager: Dave Cundy (ACT)
A/Manager/Physio: Anne Lord (Vic)

EKIDENS

SEOUL INTERNATIONAL WOMENS, [12TH April, 1992]

Leg	Individual		Team	
	Time	Place	Time	Place
1. (6k) Jackie Perkins VIC	20.59	14	20.59	14
2. (6k) Anne Cross VIC	20.09	5	41.08	8
3. (8k) Susan Hobson ACT	27.19	3	1:08.27	7
4. (7k) Susan Mahony NSW	23.21	8	1:31.48	7
5. (5k) Ronda Makepeace VIC	17.23	13	1:49.11	9
6. (6k) Joanna Campbell-Smith TAS	19.52	7	2:09.03	9
7. (4.195k) Sacha Stephens QLD	13.52	5	2:22.55	9
Reserve: Melissa Baker VIC				

Australia finished 9th

Manager: Pam Turney VIC
A/Manager: Kathy Edwards SA

CHIBA INTERNATIONAL EKIDEN, [23RD November, 1992]

WOMEN

Leg	Individual		Team	
	Time	Place	Time	Place
1. (10k) Susan Hobson ACT	34.04	11	34.04	11
2. (5k) Susie Power VIC	16.36	6	50.40	11
3. (10k) Jenny Lund QLD	33.26	3	1:24.06	5
4. (5k) Susan Malaxos WA	16.42	3	1:40.48	5
5. (5.195k) Kerryn McCann NSW	18.18	14	1:59.06	7
6. (7k) Susan Mahony NSW	23.51	10	2:22.57	8

Australia finished 8th

MEN

Leg	Individual		Team	
	Time	Place	Time	Place
1. (10k) Pat Carroll QLD	28.25	2	28.25	2
2. (5k) Shaun Creighton VIC	14.11	5	42.36	4
3. (10k) Mal Norwood VIC	28.39	1	1:11.15	2
4. (5k) Julian Paynter VIC	14.16	4	1:25.31	2
5. (12.195k) S. Moneghetti VIC	34.29	1	2:00.00	1

Australia finished 1st

Manager: Corrie Hoonhout QLD
A/Manager: Allen Bain QLD
Coach: Tom Kelly VIC
Physio: Jillian Cook VIC

ATHLETICS AUSTRALIA

RECORDS AS AT 31st MARCH, 1993

EVENT	PERF.	NAME	CLUB STATE C/TRY	DATE	VENUE	D.O.B.
MEN						
100 YARDS						
Aus.Open	9.2	Bob Lay	NSW	10.03.65	SYD	20.03.4
Aus.Nat	9.2	Bob Lay	NSW	10.03.65	SYD	20.03.4
100 METRES						
World	9.86	Carl Lewis	USA	25.08.91	TOKYO	01.07.6
C'wlth	9.97	Linford Christie	UK/ENG	24.09.88	SEOUL	02.04.8
	9.97	Ray Stewart	JAM	20.05.89	WACO	18.03.6
Aus.Open	9.9 (H)	Paul Narracott	QLD	04.01.84	BNE	08.10.5
"	10.18					
Aus.Nat	9.9 (H)	Paul Narracott	QLD	04.01.84	BNE	08.10.5
"	10.19	Damien Marsh	QLD	25.02.93	MEL	08.03.7
World Jun	10.09	Mel Lattany	USA	30.07.78	COL	10.08.5
Aus.20	10.0 (H)	Paul Narracott	QLD	19.03.78	BNE	08.10.5
"	10.31	Tim Jackson	NSW	08.04.89	CAL	04.07.6
Aus.18	10.46	Phillip Chiodo	VIC	12.12.91	MEL	10.10.7
Aus.16	10.6 (H)	Craig Elliott	VIC	26.02.84	MEL	05.10.6
200 METRES						
World	19.72	Pietro Mennea	ITA	12.09.79	MEX	28.06.5
C'wlth	19.86	Donald Quarrie	JAM	03.08.71	CALI	25.02.5
Aus.Open	20.19	John Dinan	VIC	06.03.86	CBR	18.11.5
Aus.Nat	20.06	Peter Norman	VIC	16.10.68	MEX	15.06.4
World Jun	20.13	Roy Martin	USA	16.06.85	IND	25.12.8
Aus.20	20.3 (H)	Peter Gandy	NSW	11.01.81	HBT	02.09.6
	20.48	Fred Martin	NSW	03.02.85	BNE	04.10.6
Aus.18	20.6 (H)	Paul Narracott	QLD	30.10.76	BNE	08.10.5
	20.86	Darren Clark	NSW	05.03.83	SYD	06.09.6
Aus.16	21.48	Paul Greene	NSW	07.12.88	SYD	09.12.7
400 METRES						
World	43.29	Harry Reynolds	USA	17.08.88	ZURICH	08.06.6
Cwlth	44.17	Innocent Egbunike	NIG	19.08.87	ZURICH	30.11.6
Aus.Open	44.47	Michael Franks	USA	05.10.85	CBR	23.09.6
Aus.Nat	44.38	Darren Clark	NSW	26.09.88	SEOUL	06.09.6
World Jun	43.87	Steve Lewis	USA	28.09.88	SEOUL	16.05.6
Aus.20	44.75	Darren Clark	NSW	08.08.84	LA	06.09.6
Aus.18	45.96	Paul Greene	NSW	19.09.89	SAGA	09.12.7
Aus.16	48.12	Paul Greene	NSW	07.12.88	SYD	09.12.7
800 METRES						
World	1.41.73	Sebastian Coe	GBR	10.06.81	FLO	29.09.5
Cwlth	1.41.73	Sebastian Coe	GBR	10.06.81	FLO	29.09.5
Aus.Open	1.44.78	Peter Bourke	VIC	20.03.82	BNE	23.04.5
Aus.Nat	1.44.40	Ralph Doubell	VIC	15.10.68	MEX	11.02.4
World Jun	1.44.3	Joaquim Cruz	BRA	27.06.81	RIO	12.03.6
Aus.20	1.45.9	Michael Hillardt	QLD	15.01.81	MEL	22.01.6
Aus.18	1.48.68	Mark Holcombe	VIC	09.08.90	BUL	21.08.7
Aus.16	1.51.41	Mark Holcombe	VIC	11.12.88	CBR	21.08.7

1000 METRES

World	2.12.18	Sebastian Coe	GBR	11.07.81	OSL	29.09.56
CwIth	2.12.18	Sebastian Coe	GBR	11.07.81	OSL	29.09.56
Aus.Open	2.17.67	Michael Hillardt	VIC	14.01.88	MEL	22.01.61
Aus.Nat	2.17.49	Michael Hillardt	VIC	18.08.84	LON	22.01.61
Aus.20	2.22.6	Glen Stojanovic	NSW	23.01.93	SYD	03.02.74
Aus.18	2.23.1	Michael Power	VIC	07.01.93	MEL	09.05.76
Aus.16	2.28.7	Michael Power	VIC	07.01.92	MEL	09.05.76

1500 METRES

World	3.28.86	Noureddine Morcelli	ALG	09.06.92	ITA	20.02.70
CwIth	3.29.67	Steve Cram	GBR	16.07.85	NCE	14.10.60
Aus.Open	3.34.06	Michael Hillardt	VIC	17.03.88	MEL	22.01.61
Aus.Nat	3.31.97	Simon Doyle	QLD	03.07.91	STO	09.11.66
World Jun	3.34.92	Kipkoech Cheruiyot	KEN	26.07.83	MUN	02.12.64
Aus.20	3.39.7	Michael Hillardt	QLD	23.03.80	SYD	22.01.61
Aus.18	3.46.9	Michael Power	VIC	10.12.92	MEL	09.05.76
Aus.16	3.55.07	Michael Power	VIC	17.11.91	MEL	09.05.76

1 MILE

World	3.46.32	Steve Cram	GBR	27.07.85	OSL	14.10.60
CwIth	3.46.32	Steve Cram	GBR	27.07.85	OSL	14.10.60
Aus.Open	3.51.54	Simon Doyle	QLD	07.02.91	MEL	09.11.66
Aus.Nat	3.49.91	Simon Doyle	QLD	06.07.91	OSLO	09.11.66
World Jun	3.51.3	Jim Ryun	USA	17.07.64	BKL	29.04.47
Aus.20	3.56.87	Michael Hillardt	QLD	08.08.80	BERLIN	22.01.61

2000 METRES

World	4.50.81	Said Aouita	MAR	16.07.87	PARIS	02.11.60
CwIth	4.51.39	Steve Cram	GBR	04.08.85	BUD	14.10.60
Aus.Open	5.00.84	Simon Doyle	QLD	25.01.92	SYD	09.11.66
Aus.Nat	5.00.84	Simon Doyle	QLD	25.01.92	ADL	09.11.66
Aus.20	5.15.5	Mark Arens	SA	22.12.79	ADL	23.03.62

3000 METRES

World	7.28.96	Moses Kiptanui	KEN	16.08.92	GERM	01.10.71
CwIth	7.32.1	Henry Rono	KEN	27.06.78	OSL	12.02.53
Aus.Open	7.43.0	Henry Rono	KEN	10.02.80	BNE	12.02.53
Aus.Nat	7.45.57	Peter O'Donoghue	VIC	15.02.93	ADEL	01.10.61
World Jun	7.42.92	Andrew Sambu	TAN	08.11.91	ITALY	05.10.72
Aus.20	7.58.65	Paul Patrick	VIC	17.08.91	BELG	15.09.71
Aus.18	8.14.63	Michael Power	VIC	17.12.92	MELB	09.05.76
Aus.16	8.29.26	Michael Power	VIC	25.02.92	MELB	09.05.76

5000 METRES

World	12.58.39	Said Aouita	MAR	22.07.87	ROME	02.11.60
CwIth	13.00.41	David Moorcroft	GBR	07.07.82	OSL	10.04.53
Aus.Open	13.23.31	Peter O'Donoghue	VIC	25.02.93	MEL	01.10.61
Aus.Nat	13.16.6	Ron Clark	VIC	05.07.66	STK	21.02.37
World Jun	13.12.22	Richard Chelimo	KEN	06.07.91	OSL	24.02.72
Aus.20	13.44.0	Paul Patrick	VIC	10.08.91	BELG	15.09.71
Aus.18	14.27.2	Phillip Sly	VIC	30.01.92	MEL	02.09.74

10000 METRES

World	27.08.23	Arturo Barrios	MEX	18.08.89	BER	12.12.63
CwIth	27.19.15	John Ngugi	KEN	04.09.90	KOB	10.05.62
Aus.Open	27.31.68	Henry Rono	KEN	06.03.80	MEL	12.02.53
Aus.Nat	27.39.89	Ron Clarke	VIC	14.07.56	OSL	21.02.37
World Jun	27.11.18	Richard Chelimo	KEN	25.06.91	HENGELO	24.02.72
Aus.20	29.11.8	Rob de Castella	VIC	17.12.75	MEL	27.02.57

20000 METRES

World	56.55.6	Arturo Barrios	MEX	31.03.91	LaFLECHE	12.12.6
Cwltb	58.37.2	Rob de Castella	VIC	17.04.82	RME	27.02.5
Aus.Open	59.22.8	Ron Clarke	VIC	27.10.65	GLG	21.02.3
Aus.Nat	58.37.2	Rob de Castella	VIC	17.04.82	RME	27.02.5
Aus.20	70.03.8	Max Little	TAS	05.10.68	MEL	23.10.4

25,000 METRES

World	73.55.8	Toshihiko Seko	JAP	22.03.81	CHR	15.07.5
Cwltb	75.22.6	Ron Hill	GBN	21.07.65	BLT	21.07.6
Aus.Open	80.31.4	Brian Morgan	NSW	24.05.80	NWC	15.11.5
Aus.Nat	80.31.4	Brian Morgan	NSW	24.05.80	NWC	15.11.5
Aus.20	84.12.0	Eero Keranen	VIC	03.11.74	MEL	07.11.5

30,000 METRES

World	89.18.7	Toshihiko Seko	JAP	22.03.81	CHR	15.07.5
Cwltb	91.30.4	Jim Adler	SCO	05.09.70	LON	10.06.9
Aus.Open	98.33.5	Brian Morgan	NSW	24.05.80	NWC	15.11.5
Aus.Nat	98.33.5	Brian Morgan	NSW	24.05.80	NWC	15.11.5
Aus.20	106.53.0	Erro Keranen	VIC	03.11.74	MEL	07.11.5

1 HOUR TRACK

World	21,101m	A Arturo Barrios	MEX	30.03.91	LaFLECHE	12.12.6
Cwltb	20,516m	Rob de Castella	AUS	17.04.82	RME	27.02.5
Aus.Open	20,232.56m	Ron Clarke	VIC	27.10.65	GLG	21.02.3
Aus.Nat	20,516m	Rob de Castella	VIC	17.04.82	RME	27.02.5
Aus.20	18,678m	Tony Bart	SA	29.08.73	ADL	04.12.5

100 METRES HURDLES

Aus.16	13.26	Matthew Beckenham	NSW	14.03.92	CAN	18.03.7
--------	-------	-------------------	-----	----------	-----	---------

110 METRES HURDLES

World	12.92	Roger Kingdom	USA	16.08.89	ZUR	26.08.6
Cwltb	13.08	Colin Jackson	UK/WAL	27.01.90	AUCK	18.02.6
Aus.Open	13.37	Mark McKoy	CAN	04.10.82	BNE	10.12.6
Aus.Nat	13.57	Kyle Vander-Kuyp	VIC	06.03.93	BNE	30.05.7
World Jun	13.23	Renaldo Nehemiah	USA	16.08.78	ZUR	24.03.5
Aus.20	13.85	Kyle Vander-Kuyp	VIC	11.08.90	BUL	30.05.7
Aus.18	13.6 (H)	Don Wright	QLD	28.02.76	BNE	26.04.5

200 METRES HURDLES

Aus.Open	22.7	Jim McCann	NSW	05.03.66	SYD	28.05.3
Aus.Nat	22.7	Jim McCann	NSW	05.03.66	SYD	28.05.3
Aus.20	23.2	Peter Balthes	QLD	09.02.63	BNE	17.06.4

300 METRES HURDLES

Aus.16	37.04	Matthew Beckenham	NSW	22.02.92	SYD	18.03.7
--------	-------	-------------------	-----	----------	-----	---------

400 METRES HURDLES

World	46.78	Kevin Young	USA	06.08.92	BARC	16.09.6
Cwltb	47.82	John Akii-bua	UGA	02.09.72	MUNO	03.12.4
Aus.Open	48.42	Andre Phillips	USA	04.10.85	CBR	05.09.5
Aus.Nat	49.32	Bruce Field	VIC	29.01.74	CHR	22.01.4
World Jun	48.02	Danny Harris	USA	17.06.84	LA	07.09.6
Aus.20	49.35	Rohan Robinson	VIC	23.02.91	SYD	15.11.7
Aus.18	50.45	Simon Hollingsworth	TAS	02.12.89	SYD	09.05.7

2000 METRES STEEPLECHASE

World Jun	5.25.01	Arsenios Tsiminos	GRE	20.10.80	ATHENS	19.01.6
Aus.18	5.43.73	Aaron Hunt	NSW	05.12.88	SYD	10.03.7
Aus.16	6.04.27	Christopher White	NSW	13.12.85	PER	29.12.6

3000 METRES STEEPLECHASE

World	8.02.08	Moses Kiptanui	KEN	19.08.92	ZUR	01.10.71
Cwltb	8.05.35	Peter Koech	KEN	03.07.89	STL	18.02.58
Aus.Open	8.20.37	Shaun Creighton	VIC	17.12.92	MELB	14.05.67
Aus.Nat	8.20.37	Shaun Creighton	VIC	17.12.92	MELB	14.05.67
World Jun	8.24.47	Matthew Birir	KEN	29.06.91	GETXO	05.07.72
Aus.20	8.38.9	Brendan Hewitt	SA	08.02.84	ADL	17.08.64

1500 METRES TRACK WALK

Aus.Open	5.19.1	David Smith	VIC	07.02.81	MEL	24.07.55
Aus.Nat	5.19.1	David Smith	VIC	07.02.81	MEL	24.07.55
Aus.20	5.32.0	Gregory Robertson	TAS	04.01.89	HBT	23.12.69
Aus.18	5.38.8	Dion Russell	VIC	26.10.92	MEL	08.05.75
Aus.16	5.51.6	Matthew O'Donnell	NSW	15.11.89	SYD	18.11.74

3000 METRES TRACK WALK

Aus.Open	10.56.22	Andrew Jachno	VIC	07.02.91	MEL	13.04.62
Aus.Nat	10.56.22	Andrew Jachno	VIC	07.02.91	PER	13.04.62
Aus.20	11.46.09	Anthony Miles	QLD	16.11.91	BNE	30.11.71
Aus.18	11.52.8	Dion Russell	VIC	28.11.91	MEL	08.05.75

5000 METRES TRACK WALK

Aus.Open	18.52.7	David Smith	VIC	21.02.86	CBR	24.07.55
Aus.Nat	18.52.7	David Smith	VIC	21.02.86	CBR	24.07.55
Aus.20	20.00.87	Nicholas A'Hern	NSW	20.02.88	SYD	06.01.69

10000 METRES TRACK WALK

Aus.Open	38.20.9	David Smith	VIC	15.09.85	SYD	24.07.55
Aus.Nat	38.20.9	David Smith	VIC	15.09.85	SYD	24.07.55
World Jun	38.54.75	Ralf Kowalski	GDR	24.06.81	COTTBUS	22.03.62
Aus.20	42.25.3	Steven Beecroft	VIC	06.01.91	MEL	14.03.71

15000 METRES TRACK WALK

Aus.Open	63.32.0	David Smith	VIC	27.06.81	MEL	24.07.55
Aus.Nat	58.50.4	David Smith	VIC	06.09.86	GER	24.07.55
Aus.20	71.09.9	Michael Harvey	VIC	27.06.81	MEL	05.12.62

20000 METRES TRACK WALK

World	1.18.35.2	Stefan Johansson	SWE	15.05.92	BER	11.04.67
Cwltb *	1.20.12.3	Nick A'Hern	AUS	08.05.93	BERGEN	06.01.69
Aus.Open	1.26.07.8	David Smith	VIC	27.06.81	MEL	24.07.55
Aus.Nat	1.20.12.3	Nick A'Hern	NSW	08.05.93	BERGEN	06.01.69
World Jun	1.22.16.0	Li Mingcai	CHN	03.03.90	CHN	22.09.71
Aus.20	1.35.40.1	Gregory Robertson	TAS	16.12.89	HOB	23.12.69

30000 METRES TRACK WALK

World	2.01.44.1	Maurizro Damilano	ITA	03.10.92	ITA	06.04.57
Cwltb	2.19.18.0	Chris Maddocks	GBR	22.09.84	BIRM	28.03.57
Aus.Open	2.14.22	Simon Baker	VIC	09.09.90	MEL	16.02.58
Aus.Nat	2.14.22	Simon Baker	VIC	09.09.90	MEL	16.02.58

50000 METRES TRACK WALK

World	3.41.38.4	Raul Gonzelez	MEX	25.05.79	BERGEN	29.02.52
Cwltb	3.43.50.0	Simon Baker	AUS	09.09.90	MEL	16.02.58
Aus.Open	3.43.50.0	Simon Baker	VIC	09.09.90	MEL	16.02.58
Aus.Nat	3.43.50.0	Simon Baker	VIC	09.09.90	MEL	16.02.58

1 HOUR TRACK WALK

Aus.Open	14,103.65	Willi Sawall	VIC	18.07.81	MEL	07.11.41
Aus.Nat	15,300.00	David Smith	VIC	07.09.86	GER	24.07.55

2 HOUR TRACK WALK

World	29,572	Maurizio Damilano	ITA	03.10.92	ITA	06.04.57
CwIth	27,123.35	Willi Sawall	AUS	24.05.80	MEL	07.11.47
Aus.Open	27,123.35	Willi Sawall	VIC	24.05.80	MEL	07.11.47
Aus.Nat	27,123.35	Willi Sawall	VIC	24.05.80	MEL	07.11.47
Aus.20	23,127.84	Ross Haywood	VIC	21.08.65	MEL	18.02.47

4 x 100m RELAY

World	37.40	Marsh, Burrell, Mitchell, Lewis	USA	08.08.92	BARCELONA
CwIth	37.98	Braithwhite, Regis Adam, Christie	UK/ENG001	09.90	SPLIT
Aus.Open	38.10	Glance, Baptiste, Smith, Evans	USA	05.10.85	CBR
Aus.Team	38.91	Rowan, Stephenson, Leavy, Marsh	AUS	06.04.92	ADL
Aus.State	39.55	Richardson, Jackson, Henderson, Vassello	NSW	06.03.93	BNE
World Jun	39.00	Jessie, Franklin.	USA	18.07.83	COL SPR
Aus.20	40.30	Blalock, Michell Johnson, Bennett	AUS	07.07.88	LPZ
Aus.18	41.07	Garner, Jackson Chiodo, Dix,	VIC	14.03.92	CBR
Aus.16	41.77	Lewis, Ellery Camps, Stephenson, Greene, Benscher	NSW	12.03.88	CBR

4 x 200m RELAY

World	1.19.11	Marsh, Burrell, Heard, Lewis	USA	25.04.92	PHIL.
CwIth	1.22.12	Rucknor, Campbell, O'Connor, Davis	JAM	02.04.68	TEMPE
Aus.Open	1.23.8	Darcy, Soanes, Lewis, Hanly	VIC	09.03.75	MEL
Aus.Teams	1.23.8	Darcy, Soanes, Lewis, Hanly	VIC	09.03.75	MEL
Aus.State	1.23.8	Darcy, Soanes, Lewis, Hanly	VIC	09.03.75	MEL
Aus.20	1.25.48	Champion, Kearney, Theodore, Mace	NSW	04.12.83	SYD
Aus.18	1.28.2eq	Milionis, Pryor, Longmuir, Reed	VIC	17.12.83	MEL
	1.28.2eq	Free, Greenhalgh, Herden, Francis	QLD	03.02.85	BNE
Aus.16	1.30.7	Sandringham Club Allwright, Brown Seers, Boal	VIC	19.12.89	MEL

4 x 400m RELAY

World	2.55.74	Valmon, Johnson, Watts, S. Lewis	USA	08.08.92	BARCELONA
CwIth	2.58.22	Sanders, Akabusi Black, Regis	ENG	01.09.90	SPLIT
Aus.Open	3.00.71	Franks, Armstead McCoy, Phillips	USA	06.10.85	CBN
Aus.Teams	2.59.70	Minihan, Mitchell Clark, Frayne	AUS	11.08.84	LA
National					

Aus.State Teams	3.02.1	Minihan, Mitchell	VIC	26.02.84	MEL
World Jun	3.01.90	Van Miltenburg, Frayne			
		Rish, Campbell,	USA	20.07.86	ATHENS
Aus.20	3.05.51	Waddle, Reed			
		Burmeister, Hollings-	AUS	12.08.90	RUL
Aus.18	3.14.39	sworth, Greene, Robinson			
		Klabbers, Nevin,	VIC	30.03.84	MEL
Aus.16	3.17.56	Longmuir, Reed			
		Perry, Dennis.	NSW	07.03.86	HBN
		Smart. Waters			

4 X 800m RELAY

World	7.03.89	Elliott, Cook,	GBR	30.08.82	LON
		Cram, Coe			
Cwltb	7.03.89	Elliott, Cook,	GBR	30.08.82	LON
		Cram, Coe			
Aus.Open	7.19.0	Roche, Wheeler,	AUS	22.08.66	DUB
All-Comers		Doubell, Clough			
Aus.Teams	7.19.0	Roche, Wheeler	AUS	22.08.66	DUB
		Doubell, Clough			
Aus.State Teams	7.20.0	Hawes, Crew,	QLD	06.03.82	BNE
Aus.20	7.39.5	Goulding, Hillardt			
		Ozolins, Trinca,	NSW	29.11.81	SYD
Aus.18	7.47.8	Wheeler, Earl			
		Ballarat YCW Club	VIC	19.12.89	MEL
		Millichamp, McMahon			
		Allen, Howley			

4 x 1500m RELAY

World	14.38.8	Wessinghage, Hudak,	FRG	17.08.77	CGN
		Lederer, Fleschen			
Cwltb	14.40.4		NZ	22.08.73	OSL
Aus.Open	15.19.0	Paulin, Quilty	VIC	27.11.88	MEL
All-comers		Agosta, Polkinghorne			
Aus.Teams	15.19.0	Paulin, Quilty	VIC	27.11.88	MEL
		Agosta, Polkinghorne			
Aus.State Teams	15.19.0	Paulin, Quilty,	VIC	27.11.88	MEL
Aus.20	15.45.09	Agosta, Polkinghorne			
		Peninsula Road Runners	VIC	28.03.92	MEL
		Bowden, Gibbs, Sly,			
		Unthank			
Aus.18	16.04.7	Ballarat YCW	VIC	17.12.89	MEL
		Millichamp, Ellis			
		McMahon, Howley			
Aus.16	17.08.08	Tracey, Vonwiller,	NSW	22.11.87	SYD
		Hunt, Amante			

HIGH JUMP

World	2.44	Javier Sotomayor	CUB	29.07.89	S. JUAN	13.10.67
Cwltb	2.36	Nick Saunders	BER	01.02.90	AUCK	14.09.63
Aus.Open	2.35	Timothy Forsyth	VIC	25.01.93	CBR	17.08.73
Aus.Nat	2.35	Timothy Forsyth	VIC	25.01.93	CBR	17.08.73
World Jun	2.37	Dragutin Topic	YUG	12.09.90	PLOV	12.03.71
	2.37=	Steve Smith	GB	20.09.92	SEOUL	29.03.73
Aus.20	2.35	Timothy Forsyth	VIC	25.01.93	CBR	17.08.73
Aus.18	2.30	Timothy Forsyth	VIC	24.02.91	SYD	17.08.73
Aus.16	2.14	Mark Sills	QLD	05.12.92	PER	24.12.76

POLE VAULT

World	6.13	Sergey Bubka	USR	19.09.92	TOKYO	04.12.63
CwIth	5.72	Simon Arkell	SA	15.02.93	ADE	01.07.66
Aus.Open	5.85	Sergy Bubka	USSR	05.10.85	CBR	04.12.63
Aus.Nat	5.72	Simon Arkell	SA	15.02.93	ADE	01.07.66
World Jun	5.80	Maxim Tarasov	URS	14.07.89	BRYANSK	02.12.70
Aus.20	5.55	James Miller	WA	07.02.93	PER	04.06.74
Aus.18	5.20	James Miller	WA	14.03.92	CBR	04.06.74
Aus.16	4.81	James Miller	WA	11.03.90	PER	04.06.74

LONG JUMP

World	8.95	Mike Powell	USA	30.08.91	TOKYO	10.11.63
CwIth	8.27	Gary Honey	AUS	20.08.84	BUD	26.07.59
Aus.Open	8.43	Mike Powell	USA	07.03.93	BNE	10.11.63
Aus.Nat	8.27	Gary Honey	VIC	20.08.84	BUD	26.07.59
World Jun	8.34	Randy Williams	USA	08.09.72	MUN	23.08.53
Aus.20	7.82	David Culbert	VIC	15.03.86	ADL	17.03.67
Aus.18	7.65	Ryan Moore	WA	16.09.92	SEOUL	18.10.74
Aus.16	7.17	Lynnten Johnson	QLD	09.03.86	HBT	31.05.70

TRIPLE JUMP

World	17.97	Willi Banks	USA	16.06.85	INDI	11.03.56
CwIth	17.57	Keith Connor	GBR	05.06.82	UTAH	16.09.57
Aus.Open	17.58	Willi Banks	USA	05.10.85	CBR	11.03.56
Aus.Nat	17.46	Ken Lorraway	ACT	07.08.82	LON	06.02.56
World Jun	17.50	Volker Mai	GDR	23.06.85	ERF	03.05.66
Aus.20	17.18	Andrew Murphy	VIC	26.11.89	MEL	18.12.69
Aus.18	15.53	Jason Wight	WA	18.09.92	SEOUL	20.07.75
Aus.16	14.50	Craig Furber	VIC	12.11.88	MEL	14.12.72

SHOT PUT

World	23.12	Randy Barnes	USA	20.05.90	LOS.A	16.06.66
CwIth	21.68	Geoff Capes	GBR	18.05.80	CUM	23.08.49
Aus.Open	22.00	Ulf Timmermann	GDR	05.10.85	CBR	01.11.62
Aus.Nat	19.64	John Minns	VIC	26.01.89	CANB	31.05.67
World Jun	20.38	Terry Albritton	USA	27.04.74	WALNUT	14.01.55
Aus.20	18.88	John Minns	VIC	15.03.87	MEL	31.05.67
Aus.18	19.31	John Minns	VIC	30.03.84	MEL	31.05.67
Aus.16	18.75	Justin Anlezark	QLD	21.03.93	SYD	14.08.77

DISCUS THROW

World	74.08	Jugen Schult	GDR	06.06.86	NEUB.	11.05.60
CwIth	67.32	Rob Gray	CAN	30.04.84	TOR	05.10.56
Aus.Open	69.08	Georgy Kolnootchenko	USSR	04.10.85	CBR	07.05.59
Aus.Nat	65.06	Wayne Martin	NSW	03.01.79	MEL	26.02.55
World Jun	63.64	Werner Hartmann	FRG	25.06.78	STRAS	20.04.58
Aus.20	61.98	Werner Reiterer	VIC.	12.12.87	MEL	27.01.68
Aus.18	68.44	Werner Reiterer	VIC	02.11.85	MEL	27.01.68
Aus.16	69.48	Bently Laidler	WA	15.01.84	PER	15.06.68

JAVELIN THROW

World	91.46	Steve Backley	UK	25.01.92	AUCK	12.02.69
CwIth	89.58	Steve Backley	UK	02.07.90	STKHLM	12.02.69
Aus.Open	85.26	Steve Backley	UK	08.02.90	MEL	12.02.69
Aus.Nat	79.30	Murray Keen	WA	04.11.89	PER	17.05.65
World Jun	80.94	Aki Parvianen	FIN	05.07.92	JYV	26.10.74
Aus.20	71.20	Andrew Currey	NSW	18.07.90	SYD	07.02.71
Aus.18	76.02	Shane Wylie	QLD	26.03.93	SYD	30.04.76
Aus.16	73.64	Ian Pearce	QLD	20.05.89	BNE	30.08.75

HAMMER THROW

World	86.74	Yuriy Sedykh	USSR	30.08.86	STUTT.	11.06.65
C'with	77.54	Martin Girvan	NIRE	12.05.84	WOLV	17.04.60
Aus. Open	82.12	Yuriy Tamm	USSR	05.10.85	CBR	05.02.57
Aus. Nat	76.32	Sean Carlin	SA	23.11.89	MEL	29.11.67
World Jun	78.14	Roland Steuk	GDR	30.06.78	LEIP	05.03.59
Aus. 20	70.36	Sean Carlin	SA	29.03.87	SYD	29.11.67
Aus. 18	75.08	Sean Carlin	SA	23.11.85	ADL	29.11.67
Aus. 16	72.20	Christian Codila	VIC	23.06.90	MEL	07.07.74

DECATHLON

World	8891	Dan O'Brien	USA	4/5.09.92	FRA	18.07.66
C'with	8847	Daley Thompson	GBN	8/9.08.84	LA	30.07.58
Aus. Open	8424	Daley Thompson	GBN	4/5.10.82	BNE	30.07.58
Aus. Nat	8036	Simon Shirley	QLD	28/29.9.88	SEOUL	03.08.66
World Jun	8397	Torsten Voss	GDR	6/7.07.82	ERFURT	24.03.63
Aus. 20	7483	Paul Scott	VIC	6/7.01.90	MEL	29.03.70

MULTIPLE EVENT

Aus. 18	7235	Leslie Kuorikoski	QLD	13/14.12.91	MEL	16.03.74
Aus. 16	5116	Matthew Beckenham	NSW	16/17.3.92	CBR	18.03.76

BEST ON RECORD12 HOURS 10-MAN TRACK RELAY

Aus. Open	242km	477.5m	VIC	30.09.84	MEL
Aus. Nat	242km	477.5m	VIC	30.09.84	MEL

MARATHON

World	2.06.50	Belayneh Dinsamo	ETH	17.04.88	ROT	28.06.65
C'with	2.07.13	Steve Jones	WAL	20.10.85	CHI	04.08.55
Aus. Open	2.09.18	Robert de Castella	VIC	08.10.82	BNE	27.02.57
Aus. Nat	2.07.50	Robert de Castella	ACT	22.04.86	BOS	27.02.57
World Jun	2.12.49	Negash Dube	ETH	18.10.87		1968
	2.12.49	Tesfayi Dadi	ETH	09.10.88	W. BER	16.03.69

1/2 MARATHON

Aus. Nat	1.00.06	Steve Moneghetti	VIC	24.01.93	TOKYO	26.09.62
----------	---------	------------------	-----	----------	-------	----------

8000 METRE ROAD WALK

Aus. 18	34.21.0	Dion Russell	VIC	24.5.92	MEL	08.05.75
---------	---------	--------------	-----	---------	-----	----------

10000 METRE ROAD WALK

Aus. 20	42.30	Steven Beecroft	VIC	10.06.89	CBR	14.03.71
---------	-------	-----------------	-----	----------	-----	----------

20000 METRE ROAD WALK

World	1.18.13	Pavol Blazek	CS	16.09.90	HILDES	09.07.58
C'wealth	1.19.22	David Smith	AUS	19.07.87	HBT	24.07.55
Aus. Open	1.19.22.0	David Smith	VIC	19.07.87	HBT	24.07.55
Aus. Nat	1.19.22.0	David Smith	VIC	19.07.87	HBT	24.07.55
World Jun	1.21.33	Carlos Mercenario	MEX	05.10.86	St. LEO	23.05.67
Aus. 20	1.29.21.6	Rohan Best	TAS	04.08.90	HBT	24.02.73

30000 METRE ROAD WALK

Aus. Open	2.05.59	David Smith	VIC	10.05.86	CBR	24.07.55
Aus. Nat	2.05.59	David Smith	VIC	10.05.86	CBR	24.07.55

50000 METRE ROAD WALK

World	3.37.41	Andrey Perlov	SU	05.08.89	LENIN	12.12.61
C'wealth	3.43.13	Simon Baker	AUS	28.05.89	L'HOS	06.02.58
Aus. Open	3.46.34	Willi Sawall	VIC	06.04.80	ADL	07.11.41
Aus. Nat	3.43.13	Simon Baker	VIC	28.05.89	SPAIN	06.02.57

WOMEN

100 METRES

World	10.49	Florence Joyner	USA	16.07.88	IND	21.02.58
Cwltb	10.78	Merlene Ottey	JAM	30.05.90	SEV	10.05.60
Aus.Open	11.00	Angella Taylor	CAN	04.10.82	BNE	18.02.57
Aus.Nat	11.19	Kerry Johnson	QLD	28.01.90	AUK	23.10.67
World Jun	10.89	Kathrin Krabbe	GDR	20.07.88	BER	22.11.69
Aus.20	11.20	Raelene Boyle	VIC	15.10.68	MEX	24.06.58
Aus.18	11.20	Raelene Boyle	VIC	15.10.68	MEX	24.06.58
Aus.16	11.3(H)	Debbie Wells	NSW	14.01.76	SYD	29.05.60

200 METRES

World	21.34	Florence Joyner	USA	29.09.88	SEOUL	21.02.58
Cwltb	21.66	Merlene Ottey	JAM	15.08.90	ZURICH	10.05.60
Aus.Open	21.90	Marita Koch	GDR	04.10.85	CBR	18.02.57
Aus.Nat	22.35	Denise Boyd	VIC	23.03.80	SYD	15.12.53
World Jun	22.19	Natalya Bochina	URS	30.07.80	MOS	04.01.62
Aus.20	22.62	Cathy Freeman	VIC	23.01.93	SYD	16.02.73
Aus.18	22.74	Raelene Boyle	VIC	18.10.68	MEX	24.06.58
Aus.16	22.8(H)	Debbie Wells	NSW	28.02.76	BNE	29.05.60

400 METRES

World	47.60	Marita Koch	GDR	06.10.85	CBR	18.02.57
Cwltb	49.42	Kathy Cook	UK/ENG	06.08.84	LA	03.05.60
Aus.Open	47.60	Marita Koch	GDR	06.10.85	CBR	18.02.57
Aus.Nat	50.24	Maree Holland	NSW	25.09.88	SEOUL	25.07.63
World Jun	49.42	Grit Breuer	GER	27.08.91	TOK	16.02.72
Aus.20	51.53	Catherine Freeman	VIC	22.02.92	PER	16.02.73
Aus.18	52.41	Michelle Baumgartner	VIC	24.01.81	AUK	25.07.67
Aus.16	54.68	Natasha Stenberg	NSW	07.03.86	HBT	17.02.70

800 METRES

World	1.53.28	Jarmila Kratochvilova	TCH	26.07.83	MUN	26.01.57
Cwltb	1.57.42	Kirsty McDermott	WALES	24.06.85	BEL	06.08.60
Aus.Open	1.59.0	Charlene Rendina	VIC	28.02.76	MEL	18.12.47
Aus.Nat	1.59.0	Charlene Rendina	VIC	28.02.76	MEL	18.12.47
World Jun	1.57.63	Maria Mutola	MOZ	26.08.91	TOK	27.10.73
Aus.20	2.02.20	Sophie Scamps	NSW	26.01.81	CBR	15.03.71
Aus.18	2.05.3	Margaret Reddish	WA	28.02.81	PER	04.07.68
Aus.16	2.06.46	Sophie Scamps	NSW	06.07.86	LOM	15.03.71

1000 METRES

World	2.30.67	Christine Wachtel	GER	17.08.90	BER	06.01.65
Cwltb	2.33.70	Kirsty McDermott	WAL	09.08.85	GATES	06.08.60
Aus.Open	2.39.4	Susie Power	VIC	07.01.93	MEL	26.03.75
Aust.Nat	2.39.4	Susie Power	VIC	07.01.93	MEL	26.03.75
Aus.20	2.39.4	Susie Power	VIC	07.01.93	MEL	26.03.75
Aus.18	2.39.4	Susie Power	VIC	07.01.93	MEL	26.03.75

1500 METRES

World	3.52.47	Tatyana Kazankina	USSR	13.08.80	ZUR	17.12.53
Cwltb	3.59.96	Zola Budd	GBR	30.08.85	BRU	26.05.60
Aus. Open	4.07.6	Greta Waitz	NOR	11.01.79	MEL	01.10.57
Aus.Nat	4.08.06	Jenny Orr	VIC	07.09.72	MUN	21.01.53
World Jun	4.04.39	Zola Budd	GBR	28.05.84	CWM	26.05.60
Aus.20	4.08.06	Jenny Orr	VIC	07.09.72	MUN	21.01.53
Aus.18	4.11.04	Suzanne Walsham	NSW	14.01.90	SYD	22.11.71
Aus.16	4.14.03	Suzanne Walsham	NSW	04.11.89	SYD	22.11.71

1 MILE (= 1609.33 METRES)

World	4.15.61	Paula Ivan	ROM	10.07.89	NICE	20.07.63
Cwlth	4.17.57	Zola Budd	GBR	21.08.85	ZUR	26.05.66
Aus.Open	4.31.2(H)	Krishna Wood	ACT	15.11.86	ACT	18.05.66
Aus.Nat	4.29.28	Penny Just	NSW	28.07.85	OSL	01.03.57
World Jun	4.17.57	Zola Budd	GBR	21.08.85	ZUR	26.05.66
Aus.20	4.32.73	Susie Power	VIC	17.12.92	MEL	26.03.75

2000 METRES

World	5.28.69	Maricica Puica	ROM	11.07.86	LON	29.07.63
Cwlth	5.29.58	Yvonne Murray	SCO	11.07.86	LON	04.10.64
Aus.Open	6.23.2	Jacqueline Smith	ACT	19.10.85	CBR	28.04.57
Aus.Nat	5.45.65	Jacqueline Perkins	VIC	22.08.87	LON	29.08.65
Aus.20	5.56.3(H)	Angela Raines-White	QLD	27.11.88	BNE	22.03.74
Aus.18	5.56.3(H)	Angela Raines-White	QLD	27.11.88	BNE	22.03.74
Aus.16	5.56.3(H)	Angela Raines-White	QLD	27.11.88	BNE	22.03.74

3000 METRES

World	8.22.62	Tatyana Kazankina	URS	26.08.84	LEN	17.12.51
Cwlth	8.28.83	Zola Budd	GBR	07.09.85	ROM	26.05.66
Aus.Open	8.43.14	Liz McCoglan	SCO	14.01.90	SYD	24.04.64
Aus.Nat	8.44.1	Donna Gould	SA	13.07.84	ORE	10.06.66
World Jun	8.40.22	Zola Budd	GBR	06.06.84	LON	26.05.66
Aus.20	8.44.1	Donna Gould	SA	13.07.84	ORE	10.06.66
Aus.18	8.58.5	Donna Gould	SA	22.03.84	MEL	10.06.66
Aus.16	9.22.0 (H)	Angela Raines-White	QLD	12.11.88	BNE	22.03.74

5000 METRES

World	14.37.33	Ingrid Kristiansen	NOR	05.08.86	STOCK	21.03.56
Cwlth	14.48.07	Zola Budd	ENG	26.08.85	LON	26.05.66
Aus.Open	15.28.84	Krishna Wood	ACT	02.12.86	MEL	18.05.66
Aus.Nat	15.28.84	Krishna Wood	ACT	02.12.86	MEL	18.05.66
World Jun	14.48.07	Zola Budd	GBR	26.08.85	LON	26.05.66

10000 METRES

World	30.13.74	Ingrid Kristiansen	NOR	05.07.86	OSL	21.03.56
Cwlth	31.06.99	Elizabeth Lunch	SCT	02.07.88	OSL	24.04.64
Aus.Open	31.54.95	Carolyn Schuwalow	ACT	10.12.91	MEL	10.08.65
Aus.Nat	31.11.72	Lisa Ondieki	ACT	30.06.92	HEL	12.05.60
World Jun	31.40.56	Delilah Asiago	KEN	16.06.91	TOK	24.02.72
Aus.20	33.45.2	Donna Gould	SA	03.01.86	ADL	10.06.66

1 HOUR

World	18,084m	Silvana Cruciatu	ITA	04.04.81	ROME
-------	---------	------------------	-----	----------	------

25000 METRES

World	1.29.29.2	Karolina Szabo	HUN	22.04.88	BUDPEST	17.11.61
-------	-----------	----------------	-----	----------	---------	----------

30000 METRES

World	1.47.05.6	Karolina Szabo	HUN	22.04.88	BUDPEST	17.11.61
-------	-----------	----------------	-----	----------	---------	----------

90 METRES HURDLES

Aus.16	13.32	Nicole Gale	NSW	24.01.93	SYD	07.04.77
--------	-------	-------------	-----	----------	-----	----------

100 METRES HURDLES

World	12.21	Yordanka Donkova	BUL	20.08.88	ZAGORA	28.09.61
Cwlth	12.78	Julie Rocheleau	CAN	21.05.88	PROVO	17.06.64
Aus.Open	12.72	Cornelia Oschkenat	GDR	05.10.85	CBR	29.01.61
Aus.Nat	12.5	Pam Ryan	VIC	28.06.72	WAR	12.08.39
World Jun	12.84	Aliuska Lopez	CUB	16.07.87	ZAGREB	29.08.69

Aus.20	13.6 (H)	Jayne Beasley	WA	04.03.82	PER	25.01.66
"	13.74	Jayne Beasley	WA	04.09.82	BNE	25.01.66
Aus.18	13.6 (H)	Jayne Beasley	WA	04.12.82	PER	25.01.66
"	13.74	Jayne Beasley	WA	04.09.82	BNE	25.01.66

300 METRES HURDLES

Aus.16	42.80	Adrienne Rainbird	QLD	09.03.86	HBT	02.09.70
--------	-------	-------------------	-----	----------	-----	----------

400 METRES HURDLES

World	52.94	Marina Stepanova	URS	17.09.86	TASHKENT	01.05.58
Cwltb	53.17	Debbie Flintoff	AUS	28.09.88	SEOUL	20.04.60
Aus.Open	54.28	Debbie Flintoff	VIC	16.03.86	ADL	20.04.60
Aus.Nat	53.17	Debbie Flintoff	VIC	28.09.89	SEOUL	20.04.60
World Jun	55.20	Leslie Maxie	USA	09.06.84	SAN JOSE	04.01.66
Aus.20	57.06	Rebecca Campbell	WA	06.03.93	BNE	23.01.76
Aus.18	57.06	Rebecca Campbell	WA	06.03.93	BNE	23.01.76

1500 METRES TRACK WALK

Aus.Open	5.50.41	Kerry Saxby	NSW	20.01.91	SYD	02.06.61
Aus.Nat	5.50.41	Kerry Saxby	NSW	20.01.91	SYD	02.06.61
Aus.20	6.13.77	Natalie Saville	NSW	27.02.93	SYD	07.09.78
Aus.18	6.13.77	Natalie Saville	NSW	27.02.93	SYD	07.09.78
Aus.16	6.13.77	Natalie Saville	NSW	27.02.93	SYD	07.09.78

3000 METRES TRACK WALK

Aus.Open	11.51.26	Kerry Saxby	NSW	07.02.91	MEL	02.06.61
Aus.Nat	11.51.26	Kerry Saxby	NSW	07.02.91	MEL	02.06.61
Aus.20	12.27.74	Jane Saville	NSW	25.02.93	MEL	05.11.74
Aus.18	12.54.87	Jane Saville	NSW	31.01.93	BNE	05.11.74

5000 METRES TRACK WALK

World	20.17.19	Kerry Saxby	AUS	14.01.90	SYD	02.06.61
Cwltb	20.17.19	Kerry Saxby	AUS	14.01.90	SYD	02.06.61
Aus.Open	20.17.19	Kerry Saxby	NSW	14.01.90	SYD	02.06.61
Aus.Nat	20.17.19	Kerry Saxby	NSW	14.01.90	SYD	02.06.61
World Jun	20.37.7	Jin Bingjie	CHN	03.03.90	HEFEI	01.04.71
Aus.20	21.47.5	Jane Saville	NSW	06.03.93	BNE	05.11.74
Aus.18	21.58.64	Jane Saville	NSW	20.09.92	SEOUL	05.11.74

10000 METRE TRACK WALK

World	41.56.23	Nadezhda Ryanhkina	URS	24.07.90	SEATTLE	22.01.67
Cwltb	41.57.22	Kerry Saxby	AUS	24.07.90	SEA	02.06.61
Aus.Open	42.46.45	Kerry Saxby	NSW	14.01.89	SYD	02.06.61
Aus.Nat	41.57.22	Kerry Saxby	NSW	24.07.90	SEA	02.06.61

1 HOUR TRACK WALK

Aus.Open	12,553.22	Sue Cook	ACT	29.06.85	MEL	23.04.58
Aus.Nat.	12,553.22	Sue Cook	ACT	29.06.85	MEL	23.04.5

2 HOUR TRACK WALK

Aus.Open	22,747.10	Carolyn Vanstan	VIC	20.06.92	MEL	14.08.68
Aus.Nat	22,747.10	Carolyn Vanstan	VIC	20.06.92	MEL	14.08.68

4 x 100m RELAY

World	41.37	Gohr, Gladisch Averswald, Rieger	GDR	06.10.85	CBR	
Cwltb	42.43	Oakes, Cook, Callender, Lannaman	ENG	01.08.80	MOS	
Aus.Open	41.37	Gohr, Gladisch Auerswald, Rieger	GDR	06.10.85	CBR	
All-Comers						
Aus.Teams	43.18	Wilson, Wells, Robertson, Boyle	AUS	31.02.76	MONT	
Nat						
Aus.State	44.00	Moore, Gainsford, Hough, Lee	NSW	07.03.92	ADL	

World Jun	43.48	Breuer, Krabbe Dietz, Henkel	GDR	31.07.88	SUDBURY
Aus.20	45.01	Vormister, Gainsford Freeman, Blair	AUS	12.08.90	BUL
Aus.18	45.75	Strong, Milburn, Dyer, Schmidt	VIC	24.03.79	PER
Aus.16	47.27	Linabury, Horder Massey, Wilks	NSW	14.03.92	CBR

4 x 200m RELAY

World	1.28.15	Gohr, Muller, Wockel, Koch	GDR	09.08.80	JENA
Cwlth	1.31.57		ENG	20.08.77	LON
Aus.Open	1.32.6	Robertson, Jowett Wilson, Boyle	AUS	25.01.76	BNE
All-comers					
Aus.Teams	1.32.6	Robertson, Jowett Wilson, Boyle	AUS	25.01.76	BNE
Nat.					
Aus.State	1.36.41	Caples, Clarke, Sullivan, Holland	NSW	21.11.87	SYD
Teams					
Aus.20	1.39.24	Gray, Gripton, Reko, Hanigan	NSW	14.01.89	SYD
Aus.18	1.40.17	Rainbird, Dunstan, Hanigan, Andrews	AUS	16.07.88	ENG
Aus.16	1.40.28	Ruiz, Gray, Gripton, Vormister	NSW	27/11/88	SYD

4 x 400m RELAY

World	3.15.17	Ledovskaya, Nazarova, Pinigina, Bryzgina	URS	01.10.88	SEOUL
Cwlth	3.21.21	Crocks, Richardson, Killingbeck, Payne	CAN	11.08.84	LA
Aus.Open	3.19.49	Neubaer, Busch, Emmelmann, Koch	GDR	04.10.85	CBR
All-comers					
Aus.Teams	3.25.56	Canty, Nail, Burnard, Rendina	AUS	31.07.76	MONT
Nat.					
Aus.State	3.31.35	Tomsett, Stewart, Fleming, Flintoff	VIC	16.03.86	ADL
Teams					
World Jun	3.28.39	Derr, Fabert, Woehlck, Breuer	GDR	31.07.88	SUDBURY
Aus.20	3.30.38	Scamps, Poetschka, Hanigan, Andrews	AUS	12.08.90	BUL
Aus.18	3.42.47	Babbage, Alton, Hall, Maroney	NSW	21.03.82	BNE
Aus.16	3.45.47	Phillips, West, Stenberg, Scamps	NSW	07.03.86	HBT

4 x 800m RELAY

World	7.50.17	Olizarenko, Gurina, Borisova, Podyalovskaya	USSR	05.08.84	MOS
Cwlth	8.23.8		ENG	02.10.71	PAR
Aus.Open	8.39.5	Perkins, Robinson, Webster, Anderson	VIC	19.12.93	MEL
All-comers					
Aus.Teams	8.39.5	Perkins, Robinson, Webster, Anderson	VIC	19.12.93	MEL
Nat.					
Aus.State	8.39.5	Perkins, Robinson, Webster, Anderson	VIC	19.12.93	MEL
Teams					
Aus.20	8.48.5	Dawson, Stephens, Van Gorp, Lonsdale	Sth.Suburbs QLD	19.12.89	BNE
Aus.18	9.03.96	Corbin, Mottram, Smith, Walsham	NSW	27.11.88	SYD
Aus.16	9.03.96	Corbin, Mottram, Smith, Walsham	NSW	27.11.88	SYD

4 x 1500m RELAY

Aus.Open	18.00.92	Anderson, Webster, Perkins, Robinson	VIC	12.12.93	MEL
Aus.Nat	18.00.92	Anderson, Webster, Perkins, Robinson	VIC	12.12.93	MEL
Aus.State Teams	18.00.92	Anderson, Webster, Perkins, Robinson	VIC	12.12.93	MEL
Aus.20	18.23.98	Wilson, Fien, Beckhaus, Walsham	NSW	24.11.90	SYD
Aus.18	18.34.58	Doncaster AC Harvey, Jones, Sternson, Power	VIC	28.03.92	MEL
Aus.16	18.43.26	Walkley, Walsham Beckhaus, Corbin	NSW	26.11.88	SYD

HIGH JUMP

World	2.09	Stefka Kostadinova	BUL	30.08.87	ROME	05.03.65
Cwltb	1.98	Debbie Brill	CAN	02.09.84	RIETI	10.03.53
Aus.Open	2.00	Stefka Kostadinova	BUL	04.10.85	CBR	05.03.65
Aus.Nat.	1.98	Vannessa Ward	WA	12.01.89	PER	05.01.63
World Jun	2.01	Heiki Balck	GDR	05.07.89	KMSTAD	19.08.70
Aus.20	= 1.90	Gai Kapernick	QLD	08.03.87	BNE	20.09.70
	= 1.90	Gai Kapernick	QLD	17.03.88	MEL	20.09.70
Aus.18	= 1.90	Gai Kapernick	QLD	08.03.87	BNE	20.09.70
	= 1.90	Gai Kapernick	QLD	17.03.88	MEL	20.09.70
Aus.16	= 1.86	Leah Cranston	QLD	16.02.86	BNE	25.02.70
	= 1.86	Gai Kapernick	QLD	16.02.86	BNE	20.09.70
	= 1.86	Andrea Hughes	TAS	09.12.89	ADL	12.12.73

LONG JUMP

World	7.52	Galina Chistyakova	URS	11.06.88	LEN	26.07.62
Cwltb	6.90	Bev Kinch	GBR	14.08.83	HEL	01.01.64
Aus.Open	7.27	Heike Dreschler	GDR	06.10.85	CBR	16.12.64
Aus.Nat	6.87	Nicole Boegman	NSW	14.08.88	ENC	06.03.67
World Jun	6.98	Heike Daute	GDR	18.08.82	POTS	16.12.64
Aus.20	6.63	Nicole Boegman	NSW	28.02.87	SYD	06.03.67
Aus.18	6.55	Nicole Boegman	NSW	16.10.83	SYD	06.03.67
Aus.16	5.96	Selena Morice	QLD	09.12.83	ADL	13.06.69

TRIPLE JUMP

World	14.95	Inessa Kravets	URS	10.06.91	MOSCOW	05.10.66
Aus.Open	13.27	Nicole Boegman	NSW	06.03.93	BNE	05.03.67
Aus.Nat	13.27	Nicole Boegman	NSW	06.03.93	BNE	05.03.67
World Jun	13.67	Lyudmila Galkina	URS	10.08.91	THESSAL	20.05.72
Aus.20	13.07	Leanne Wickham	VIC	09.02.92	MEL	14.05.74
Aus.18	13.07	Leanne Wickham	VIC	09.02.92	MEL	14.05.74
Aus.16	12.19	Katrina Tarrant	NSW	30.01.88	SYD	08.11.72

SHOT PUT

World	22.63	Natlaya Lisovskaya	URS	07.06.87	MOSCOW	16.07.62
Cwltb	19.74	Gael Martin	AUS	14.07.84	BERK	27.08.56
Aus.Open	20.69	Natalya Lisovskaya	URS	04.10.85	CBR	16.07.62
Aus.Nat	19.74	Gael Martin	VIC	14.07.84	BERK	27.08.56
World Jun	20.54	Astrid Kumbernuss	GDR	01.07.89	ORI	05.02.70
Aus.20	16.14	Lisa Vizaniari	ACT	29.10.88	CBR	14.12.71
AUS.18	16.14	Lisa Vizaniari	ACT	29.10.88	CBR	14.12.71
Aus.16	14.92	Lisa Vizaniari	ACT	05.07.87	VAN	14.12.71

DISCUS-THROW

World	76.80	Gabriele Reinsch	GDR	09.07.88	NEUB	23.09.63
CwIth	67.48	Margaret Ritchie	SCO	26.04.81	CAL	06.07.50
Aus.Open	69.78	Martina Opitz	GDR	06.10.85	CBR	12.12.60
Aus.Nat	66.24	Daniela Costian	QLD	03.08.92	BAR	30.04.65
World Jun	74.40	Ilke Wyludda	GDR	13.09.88	BER	28.03.69
Aus.20	60.44	Lisa Vizaniari	ACT	12.08.90	BUL	14.12.71
Aus.18	57.92	Lisa Vizaniari	ACT	10.09.82	BAR	14.12.71
Aus.16	50.54	Yvette Ykema	VIC	23.02.85	GEE	03.05.69

JAVELIN THROW

World	80.00	Petra Felke	GDR	09.09.88	POTSDAM	30.07.59
CwIth	77.44	Fatima Whitbread	GBR	28.08.86	STUTT	03.03.61
Aus.Open	71.48	Petra Felke	GDR	28.09.85	SYD	30.07.59
Aus.Nat	69.80	Susan Howland	QLD	23.06.86	BEL	04.09.60
World Jun	71.88	Antonoesta Todorava	BUL	15.08.81	ZAG	08.06.63
Aus.20	61.76	Petra Rivers	VIC	17.10.70	MEL	11.12.52
Aus.18	61.76	Petra Rivers	VIC	17.10.70	MEL	11.12.52
Aus.16	48.76	Monique Wylie	QLD	21.03.93	SYD	18.04.77

HAMMER THROW

CwIth	58.90	Deborah Sosimenko	NSW	17.01.93	HBT	05.04.74
Aus.Open	58.90	Deborah Sosimenko	NSW	17.01.93	HBT	05.04.74
Aus.Nat	58.90	Deborah Sosimenko	NSW	17.01.93	HBT	05.04.74
Aus.20	58.90	Deborah Sosimenko	NSW	17.01.93	HBT	05.04.74
Aus.18	51.04	Deborah Sosimenko	NSW	14.03.92	CBR	05.04.74

HEPTATHLON

World	7291	Jackie Joyner-Kersee	USA	23/24.07.88	SEOUL	03.03.62
CwIth	6695	Jane Flemming	AUS	27/28-1-90	AUK	14.04.65
Aus.Open	6399	Jane Flemming	VIC	13/14-2-88	BNE	14.04.65
Aus.Nat	6695	Jane Flemming	VIC	27/28-1-90	AUK	14.04.65
World Jun	6465	Sybille Thiele	GDR	27/28.08.83	SCHW	06.03.65
Aus.20	5788	Peta Kennedy	VIC	26/27.03.90	MEL	20.05.71
Aus.18	5650	Sharon Jaklofsky	QLD	23/24.02.85	BNE	30.09.68
Aus.16	5484	Jane Jamieson	NSW	22/23.02.91	SYD	23.06.75

BEST ON RECORDROAD MARATHON

World	2.21.06	Ingrid Kristiansen	NOR	22.04.85	LON	21.03.56
CwIth	2.23.51	Lisa Martin	AUS	31.01.89	OSAKA	12.05.60
Aus.Open	2.35.03	Lisa Martin	SA	08.09.84	CBR	12.05.60
Aus.Nat	2.23.51	Lisa Martin	AUS	31.01.89	OSAKA	12.05.60
Wld Jun	2.30.30	Akemi Masuda	JAP	11.09.83	EUGENE	27.04.68

8000 METRES ROAD WALK

Aus.18	39.15	Jane Saville	NSW	24.05.92	MELB	05.11.74
--------	-------	--------------	-----	----------	------	----------

10000 METRES ROAD WALK

World	41.30	Kerry Saxby	AUS	27.08.88	CBR	02.06.61
CwIth	41.30	Kerry Saxby	AUS	27.08.88	CBR	02.06.61
Aus.Open	41.29.71	Kerry Saxby	NSW	27.08.88	CBR	02.06.61
Aus.Nat	41.29.71	Kerry Saxby	NSW	27.08.88	BNE	02.06.61
Wld Jun	43.45	Jin Bingjie	CHN	03.05.87	N.Y.	01.04.71
Aus.20	47.10	Jane Saville	NSW	25.08.91	MEL	05.11.74

20000 METRES ROAD WALK

Aus.Open	1.32.44	Kerry Saxby	NSW	20.08.89	MEL	02.06.61
Aus.Nat	1.29.40	Kerry Saxby	NSW	13.05.88	SWE	02.06.61

ATHLETICS AUSTRALIAINDOOR RECORDS AS AT 31 MAY 93MEN50 METRES

Wld	5.61=	Manfred Kokot	GDR	04.02.73	Berlin
	5.61=	James Sandford	USA	20.02.81	San Diego

60 METRES

Wld	6.41	Andre Cason	USA	13.02.92	Madrid
Aus	6.62	Paul Narracott	AUS	16.01.84	Osaka

200 METRES

Wld	20.36	Bruno Marie-Rose	FRA	22.02.87	Liev
Aus	20.71	Damien Marsh	AUS	12.03.93	Toronto

400 METRES

Wld	45.02	Danny Everett	USA	02.02.92	Stuttgart
Aus	46.45	Darren Clark	AUS	12.03.93	Toronto

800 METRES

Wld	1.44.84	Paul Ereng	KEN	04.03.89	Buda
Aus	1.47.9	Ralph Doubell	AUS	25.01.69	Albea

1000 METRES

Wld	2.15.26	Noureddine Morcelli	ALG	22.02.92	Birmingham
Aus	2.26.0	Rodney Marks	AUS	17.02.90	Lincoln

1500 METRES

Wld	3.34.16	Noureddine Morcelli	ALG	28.02.91	Seville
Aus	3.39.77	Michael Hillardt	AUS	08.03.87	Indianapolis

1 MILE

Wld	3.49.78	Eamonn Coghlan	IRE	27.02.83	Ruth
Aus	3.56.6	Michael Hillardt	AUS	23.02.86	San Diego

3000 METRES

Wld	7.37.31	Moses Kiptanui	KEN	21.02.92	Seville
Aus	7.53.86	Peter O'Donohue	AUS	12.03.93	Toronto

5000 METRES

Wld	13.20.4	Suleiman Nyambui	TAN	06.02.81	New York
Aus	14.39.3	Alan Lawrence	AUS	01.01.61	New Orleans

50 METRES HURDLES

Wld	6.25	Mark McCoy	CAN	05.03.86	Kobe
-----	------	------------	-----	----------	------

60 METRES HURDLES

Wld	7.36	Greg Foster	USA	16.01.87	Los Angeles
Aus	7.83	Don Wright	AUS	15.01.85	Osaka

5000 METRES WALK

Wld	18.15.25	Grigoriy Kornev	EUN	07.02.92	Moscow
Aus	18.52.20	David Smith	AUS	08.03.87	Indianapolis

4x200m RELAY

Wld	1.22.11	GBR (Christie, Braithwaite Mafe, Regis)		03.03.91	Glasgow
-----	---------	--	--	----------	---------

4x400m RELAY

Wld	3.03.05	GER (Lieder, Carlowitz Just, Schonlebe)		10.03.91	Seville
Aus	3.08.49	AUS (Robinson, Perry Greene, Garner)		10.03.91	Seville

4x800m RELAY

Wld	1.17.08	URS (Taratynov, Meshcherskikh Taranov, Semyashkin)		14.03.71	Sofia
-----	---------	---	--	----------	-------

HIGH JUMP

Wld	2.43	Javier Sotomayer	CUB	04.03.89	Budapest
Aus	2.28	Tim Forsyth	AUS	10.03.91	Seville

POLE VAULT

Wld	6.15*	Sergey Bubka	UKR	21.02.93	Donetsk
Aus	5.52	Simon Arkell	AUS	08.02.91	Lincoln

LONG JUMP

Wld	8.79	Carl Lewis	USA	27.01.84	New York
Aus	8.11	Glen Carrol	AUS	03.03.90	Flagstaff

TRIPLE JUMP

Wld	17.76	Mike Conley	USA	27.02.87	New York
Aus	16.97	Ian Campbell	AUS	10.03.78	Detroit

SHOT PUT

Wld	22.66	Randy Barnes	USA	20.01.89	Los Angeles
Aus	18.08	John Minns	AUS	12.03.93	Toronto

OCTATHLON

Wld	7084 pts.	Christian Plaziat	FRA	11.02.89	Vittel
-----	-----------	-------------------	-----	----------	--------

HEPTATHLON

Wld	6476 pts.*	Dan O'Brien	USA	13/14.3.93	Toronto
-----	------------	-------------	-----	------------	---------

WOMEN50 METRES

Wld	6.00*	Irina Privalova	RUS	02.02.93	Moscow
-----	-------	-----------------	-----	----------	--------

60 METRES

Wld	6.92*	Irina Privalova	RUS	11.02.93	Madrid
Aus	7.32	Dianne Holden	AUS	06.03.87	Indianapolis

200 METRES

Wld	21.87*	Merlene Ottey	JAM	13.02.93	Lievin
Aus	22.73	Melinda Gainsford	AUS	12.03.93	Toronto

400 METRES

Wld	49.59	J. Kratochvilova	TCH	07.03.82	Milan
Aus	52.17	Maree Holland	AUS	04.03.89	Budapest

800 METRES

Wld	1.56.40	Christine Wachtel	GDR	13.02.88	Vienna
Aus	2.03.98	Sharon Stewart	AUS	09.03.91	Seville

1000 METRES

Wld	2.34.8	Brigette Krava	FRG	19.02.78	Dortmund
Aus	2.49.41	Lisa O'Connell	AUS	27.02.88	Lincoln

1500 METRES

Wld	4.00.27	Doina Melinte	ROM	04.02.90	E.Ruth
-----	---------	---------------	-----	----------	--------

1 MILE

WLD	4.17.14	Doina Melinte	ROM	04.02.90	E.Ruth
Aus	4.46.6	Lisa Martin	AUS	19.02.83	Portland

3000 METRES

Wld	8.33.82	Elly Van Hulst	HOL	04.03.89	Budapest
Aus	8.48.38	Krishna Wood	AUS	08.03.87	Indianapolis

5000 METRES

Wld	15.03.17	Liz McColgan	GBR	22.02.92	Birmingham
-----	----------	--------------	-----	----------	------------

50 METRES HURDLES

Wld	6.58	Cornelia Oschkenat	GDR	20.02.88	Berlin
-----	------	--------------------	-----	----------	--------

60 METRES HURDLES

Wld	7.69	L. Narozhilenko	URS	04.02.90	Chelay
Aus	8.25	Glynis Nunn	AUS	15.01.86	Osaka

3000m TRACK WALK

Wld	11.44.00	Alina Ivanova	EUN	07.02.92	Moscow
Aus	11.53.82	Kerry Junna-Saxby	AUS	12.03.93	Toronto

4x200m RELAY

Wld	1.32.55	FRG (Arendt, Knoll Kluth, Klinzel)		20.02.88	Dortmund
-----	---------	---------------------------------------	--	----------	----------

4x400m RELAY

Wld	3.27.22	GER (Seuser, Schreiter Hesselbarth, Breuer)		10.03.91	Seville
-----	---------	--	--	----------	---------

4x800m RELAY

Wld	8.25.5	USA (Procaccio, Grant DiMuro, Halliday)		07.02.87	Gainsville
-----	--------	--	--	----------	------------

HIGH JUMP

Wld	2.07	Heieke Henkel	GER	08.02.92	Karlsruhe
Aus	1.97	Alison Inverarity	AUS	14.03.93	Toronto

LONG JUMP

Wld	7.37	Heike Dreschler	GDR	13.02.88	Vienna
Aus	6.66	Nicole Staines	AUS	09.03.91	Seville

TRIPLE JUMP

Wld	14.47*	Inessa Kravets	UKR	14.03.93	Toronto
-----	--------	----------------	-----	----------	---------

SHOT PUT

Wld	22.50	Helena Fibringerova	TCH	19.02.77	Jablonec
Aus	16.71	Gael Martin	AUS	.01.85	Paris

PENTATHLON

Wld	4991 pts	Irina Belova	EUN	15.02.92	Berlin
Aus	4047 pts	Sharon Jaklofsky	AUS	23.02.91	Baton Rouge

1992-93 AUSTRALIAN RANKING LIST

Compiled by: Paul Jenex AA Statistician and member ATFS.

The Australian All-Time lists appear before the seasons rankings which are taken from 1st April 1992 to 31st March 1993.

International conversion factors are used to rank manual and electronic performances together. For 100 and 200 metres and 110 and 100 metres hurdles 0.24secs.is used and for 400 metres and 400 metres hurdles 0.14 secs.is used. The conversions are only a guide and there are no conversions for events in excess of 400 metres.

Full details of multiple events are included as are members of relay teams where known. Wind-assisted performances in multiple events are ranked with legal performances and are denoted with a 'w'.

Quite often wind readings in sprints and jumps are not taken or 'disappear'. Unless I have been made aware of excessive winds the athlete gets the benefit of doubt and the performance is considered as legal.

I wish to gratefully acknowledge the following people for sending results.

Margaret Turnbull (WA), Fletcher McEwen (SA), Roy McPadden (SA), Pat Agg (Vic), Tony Lethbridge (Vic), Michael McLaughlin (Vic), Tony Barrett (Vic), Peter Smith (Vic) David Kitt (Vic), Brian Roe (Tas), Helen Boon (Tas), Noel Ruddock (Tas), John Harding (ACT), Peter Waddell (ACT), Dave Cundy (ACT), Peter Hamilton (ACT), David Tarbotton (NSW), Ned Burrows (Qld), Daryl Cross (Qld), Greg Adams (NT), Merv Kemp (AIS), Pat Clohessy (AIS), Fred Lester (VMC), Ted Paulin (Melbourne Marathon), Bruce McAvaney (Channel 7), Len Johnson (Age), Nick Bideau (Herald Sun), and member Associations.

Overseas results are obtained from the IAAF, ATFS, Official results, Team Managers, International and local athletic publications.

I also wish to acknowledge the many venue recorders throughout the country and apologise to anyone whom I have overlooked.

Could any errors, omissions, amendments be sent to me at either Athletics Australia or my home:

Paul Jenex 23-25 Grandview Road, Warrandyte, Victoria 3113

Phone (03) 844-1684 Fax (03) 844-1863

Abbreviations used:

A	Australian Capital Territory	dec	decathlon
N	New South Wales	hep	heptathlon
NT	Northern Territory	mult	Multiple event
Q	Queensland	y	yards
S	South Australia	m	manual time
T	Tasmania	w	wind-assisted
V	Victoria	-	performance made en-route
W	Western Australia	h	heat
t	track	s	semi-final

STATISTICAL PUBLICATIONS

Listed below are some athletic publications which are available and have been prepared and published by members of the ATFS and many in conjunction with the IAAF.

1 ATFS Annual 1993 Editor: Peter Matthews

This close to 600 page publication of the ATFS includes the 1992 World Rankings 200 deep, World and Continental Records, all-time lists, biographies on 600 athletes and national champions. A must for any keen follower of athletics.

Available from:

Burlington Publishing Company Limited
10 Sheet Street
Windsor, Berkshire SL4 1 BG
England

2 Pacific Statistics Compiled by: Tony Isaacs

This small bulletin includes Pacific Island Statistics and results of major meets in the Pacific Islands and special articles.

Available from:

Tony Isaacs
11 Manton Close
Trowbridge, Wiltshire BA14 0RI
England

3 1993 African Athletics Compiled by Yves Pinaud and Walter Abmayr

This 145 page publication includes 100 deep African lists, National Championships, African Championships, all-time lists and photos.

Available from:

Yves Pinaud
7 rue Quesney, 92330 Sceaux
France

4 Universiadi Di Atletica Compiled by Raul Leoni, Paul Jenes, and Josep Corowinos

This 253 page publication gives full results of World University Games (Universiade) athletics from 1959 to 1987

Available from:

FIDAL
Via Della Camillucia n.703
00135 Roma
Italy

5 Track and Field Performances through the Years. Volumes 1, 2 and 3
Compiled by Roberto Quercetani, Rooney Magnusson, Don Potts and Nejat Kok

Volume 1 covers 1929-1936, Volume 2 covers 1937-1944 and Volume 3 covers 1945-1950 World Rankings.

These publications are a serious effort by members of the ATFS to compile

ranking lists of the past which had never been done before. Each Volume has photos and has between 370 to 380 pages.

Available from:

Palle Lassen
Bulowsvej 40
DK-1870 Frederiksberg C.
Denmark

- 6 International Women's Athletics 1890-1940 Compiled by Eric Cowe

This 159 page publication reconstructs early ranking lists of women's athletics.

Available from:

Eric Cowe
4 Preston Terrace, Crossflats
Bingley, West Yorkshire BD16 2SE
England

- 7 World All-Time Handbook 1945 Compiled by Richard Hymans

Available from:

Richard Hymans
37 Colehill Lane
Fulham, London SW6 5EP
England

(Richard has also done extensive work on the former USSR)

- 8 200 METRES Temps Automatiques 1932-1989 Compiled by Jean-Claude Patinaud

This 116 page booklet contains all electronic times under 21.00secs. country by country record progression and major Games results.

Jean-Claude has also done booklets on the 100 and 400 metres.

Available from:

Jean-Claude Patinaud
Sainte-Marie 87130 Chateaufort-La-Forêt
France

- 9 European Handbook 1990 Editor Jiri Havlin

This 385 page book has complete results of all European Championships since 1934.

Available from:

ASTAT
v.d.Trend
PO Box 3, 169 00 Praha 690
Czech Republic

- 10 Olympiaboken 1992 Editor Ulf Pettersson

This 432 page book covering both Summer and Winter Olympics of 1992 is richly illustrated and has comprehensive results. The text is in Swedish however it is a collectors item.

The authors of this book also do a yearly sports book (Idrottsboken) for any interested sports lovers. (also in Swedish)

Available from:

Strömbergs/Brunnhages

Svarpost
Kundnummer 170188600
16201 Vallingby
Sweden

- 11 The Guinness Encyclopaedia of International Sports Records and Results
Compiled by Peter Matthews

This 416 page book covers all sports and is very comprehensive.

Available from:

Guinness Publishing
33 London Road
Enfield, Middlesex EN2 6DJ
England

Lack Endurance? Lack Energy? Lack Stamina?

Two products that work together to give the maximum benefit to your athletic performance are Nature's Way Cozyme Q10 and Nature's Way Energy Nutrients.



**Nature's Way
Health Products**



Coenzyme Q10 is an essential micro-nutrient that works with the energy centre of cells. Deficiencies of this nutrient may leave you feeling tired, flat and without energy.

Energy Nutrients contains ingredients such as Octacosanol, Pollen, Royal Jelly, Ginseng plus essential vitamins and minerals to give energy.

These products when taken together may improve stamina, endurance, susceptibility to fatigue and assist in energy production.

Available where health supplements are sold.

4-10 Inman Road, Dec Why NSW 2099

Ph: (02) 982 0222

AUSTRALIAN RANKING LIST 1992-93

Performances taken from 1st April 1992 to 31st March 1993

Compiled by Paul Jeness AA Statistician

MEN

100 YARDS

9.7m		Steve Brimacombe	V	7.5.71	1	Stawell	20 Apr
9.7m		Shane Naylor	V	3.11.67	2	Stawell	20 Apr
9.7m		Ricky Malatu (Fiji)	Q	1.12.72	1	Brisbane	19 Dec

100 METRES

10.19	+1.7	Darren Marsh	Q	28.3.71	1	Melbourne	25 Feb
10.26	+1.7	Tim Jackson	N	4.7.69	2	Melbourne	25 Feb
10.28	+1.9	Paul Henderson	N	13.3.71	1h	Sydney	19 Feb
10.28	+1.7	Henderson			3	Melbourne	25 Feb
10.32	+2.0	Jackson			1	Parkano	14 Jun
10.32	+1.7	Steve Brimacombe	V	7.5.71	4	Melbourne	25 Feb
10.35	+0.9	Rod Mapstone	W	19.11.69	1h	Seattle	16 May
10.35	0.0	Marsh			1	Sydney	23 Jan
10.35	+1.0	Henderson			2s	Brisbane	5 Mar
10.38	0.0	Shane Naylor	V	3.11.67	3	Mito	10 May
10.38	0.0	Jackson			2	Sydney	23 Jan
10.38	+1.9	Jackson			1h	Sydney	19 Feb
10.39	+0.5	Jackson			1h	Sydney	23 Jan
10.45	-0.7	Dean Capobianco	W	11.5.70	5	Oslo	4 Jul
10.46	+1.7	Steve McBain	S	23.1.67	5	Melbourne	25 Feb
10.47	+1.7	Nick Rennie	V	23.11.74	6	Melbourne	25 Feb
10.48	+1.6	Peter Crane	V	26.9.72	1	Pomona	17 Apr
10.3m		John Ford	V	2.10.68	1	Melbourne	6 Feb
10.54	+0.5	Ben Collins	W	3.11.70	2h	Sydney	23 Jan
10.3m	+1.4	Ricky Malatu (Fiji)	Q	1.12.72	1	Brisbane	27 Feb
10.55	-0.5	Chad Stephenson	N	13.3.72	1	Walnut	18 Apr
10.58	+1.7	Fred Martin	N	4.10.66	1h	Sydney	19 Feb
10.60	+0.5	Ashley Rowan	V	23.9.68	3h	Sydney	23 Jan
10.61	+1.0	Pat Birgan	Q	18.5.72	4s	Brisbane	5 Mar
10.64	+1.1	Clayton Kearney	N	11.4.64	3h	Sydney	23 Jan
10.65	+1.9	Andrew Richardson	N	3.12.71	2h	Sydney	19 Feb
10.66	+1.0	Stuart Uhlmann	Q	20.12.71	6s	Brisbane	5 Mar
10.67	+0.9	Cameron Mackenzie	V	10.1.70	1	Melbourne	26 Nov
10.67		Sia Hollingsworth	T	9.5.72	1	Hobart	5 Dec
10.68	-0.1	Phil Chiodo	V	10.10.74	1h	Perth	4 Dec
10.68	+1.0	Glenn McCarthy	T	21.4.70	7s	Brisbane	5 Mar
10.69	-0.8	Shaun Wayne	W	27.5.70	2h	Singapore	15 Aug
10.71	+0.5	Stephen Thompson	Q	20.9.71	1h	Sydney	19 Feb
10.71	+1.9	David Nicholl	A	9.7.70	3h	Sydney	19 Feb
10.72	+1.7	Alan Doris (GB)	N	12.3.66	1	Sydney	31 Oct
10.73		Darryl Wohlson	Q	6.3.73	1	Brisbane	28 Nov
10.5m		Andrew Douglas	V	1.8.65	2	Melbourne	6 Feb
10.5m		Joshua Coull	V	10.11.69	1	Hobart	13 Mar
10.73	-1.0	Brett Leavy	Q	8.2.65	2h	Brisbane	12 Feb
10.74	+1.6	Kyle Marvin	N	27.5.72	1	Sydney	31 Oct
10.76	+0.5	Peter Vassella	N	10.10.71	5	Sydney	14 Nov
10.80		Eugene Farrell	Q	21.4.73	1	Coquitlam	20 May
10.80	+1.7	Nick Siede	N	16.1.72	2	Sydney	31 Oct
10.80	+1.0	Ramon Varcoe	S	12.7.72	1	Adelaide	6 Feb
10.80	+0.8	Adam Basil	V	14.4.75	2	Sydney	20 Mar
10.81	+0.4	Matt Reede	N	22.7.69	1	Sydney	16 Jan
10.81	+1.6	Chris Davis	N	23.10.68	2	Sydney	31 Oct
10.81	+1.3	Michael Coleman	N	30.10.72	4h	Sydney	23 Jan
10.82	+0.5	Eric McCoy	N	25.5.72	2h	Sydney	19 Feb
10.82		Simon Bresnehan	T	15.12.74	2	Hobart	27 Feb

10.82	+1.5	Shane Reed	Q	15.8.76	1h	Sydney	20 Mar
10.83		Jai Taurima	Q	26.6.72	1	Brisbane	3 Oct
10.83		Jason Veitch	V	26.4.71	4	Melbourne	21 Feb
wind-assisted							
10.15	+4.8	Tim Jackson	N	4.7.69	1s	Sydney	20 Feb
10.17	+4.7	Dean Capobianco	W	11.5.70	1	Brisbane	6 Mar
10.27	+2.7	Paul Henderson	N	13.3.71	2	Sydney	20 Feb
10.1m		Shane Naylor	V	3.11.67	2	Havana	21 Sep
10.2m		Brett Leavy	Q	8.2.65	3	Havana	21 Sep
10.42	+2.1	Steve McBain	S	23.1.67	1	San Diego	12 Apr
10.45	+2.7	Fred Martin	N	4.10.66	3	Sydney	20 Feb
10.49	+4.8	Andrew Richardson	N	3.12.71	2s	Sydney	20 Feb
10.56	+4.7	Pat Birgan	Q	18.5.72	7	Brisbane	6 Mar
10.58	+2.1	Ashley Rowan	V	23.9.68	3	San Diego	12 Apr
200 METRES							
20.49	+0.9	Damien Marsh	Q	28.3.71	1	Sydney	21 Feb
20.61	+1.2	Dean Capobianco	W	11.5.70	4q	Barcelona	3 Aug
20.62	+1.9	Marsh			1h	Sydney	21 Feb
20.63	+0.2	Marsh			1s	Sydney	21 Feb
20.63	+1.0	Paul Henderson	N	13.3.71	1s	Brisbane	6 Mar
20.71i		Marsh			2	Toronto	14 Mar
20.79i		Marsh			3s	Toronto	13 Mar
20.80	+0.3	Marsh			1h	Birmingham	28 Jun
20.81	-0.1	Marsh			1	Walnut	18 Apr
20.81	-0.5	Capobianco			7	London	10 Jul
20.6m	+0.5	Capobianco			1	Perth	16 May
20.6m	+1.0	Marsh			1	Brisbane	10 Jan
20.99	-1.2	Steve Brinacombe	V	7.5.71	1	Melbourne	20 Feb
20.8m		Cameron Mackenzie	V	10.1.70	1	Melbourne	19 Nov
21.08	-0.1	Paul Greene	N	9.12.72	2h	Birmingham	28 Jun
21.08	+1.0	Glenn McCarthy	T	21.4.70	2s	Brisbane	6 Mar
21.09	+0.9	Jason Kougelis	N	24.11.70	3	Sydney	21 Feb
21.10	+1.0	Andrew Douglas	V	1.8.65	3s	Brisbane	6 Mar
20.9m		Shane Naylor	V	3.11.67	1	Melbourne	14 Mar
21.20	+1.9	Sim Hollingsworth	T	9.5.72	2	Penguin	21 Feb
21.0m	+1.6	Kieran Finn	W	13.4.61	1	Perth	21 Feb
21.24	+1.9	Stuart Uhlmann	Q	20.12.71	1h	Brisbane	6 Mar
21.27	+1.0	Jason Veitch	V	26.4.71	4s	Brisbane	6 Mar
21.27	+0.6	Andrew Richardson	N	3.12.71	1h	Canberra	14 Mar
21.29	+0.6	Mark Phillis (GB)	N		2h	Canberra	14 Mar
21.30	+0.9	Darryl Wohlson	Q	6.3.73	3s	Seoul	18 Sep
21.32	+1.9	Brad Figures	N	7.4.73	1	Sydney	21 Feb
21.33	-3.2	Darren Clark	N	6.9.65	1	Sydney	6 Feb
21.34	-0.5	Tim Hollingsworth	T	3.10.70	3	Hobart	17 Jan
21.1m	+1.6	Robert Colling	W	2.1.71	2	Perth	21 Feb
21.38	+1.5	Mark Ladbrook	V	6.2.72	3	Adelaide	14 Feb
21.40		Nick Rennie	V	23.11.74	1	Melbourne	21 Feb
21.43	-2.5	Chad Stephenson	N	13.3.72	1	Sydney	6 Sep
21.44	+0.2	Anthony Ryan	Q	5.3.69	2	Hobart	17 Jan
21.44	+0.9	Peter Vassella	N	10.10.71	4	Sydney	21 Feb
21.44	+1.0	Chris Aston	S	31.1.72	5s	Brisbane	6 Mar
21.2m	+0.5	Shaun Mayne	W	27.5.70	2	Perth	16 May
21.2m	+1.1	Stephen Thompson	Q	20.9.71	1	Brisbane	28 Feb
21.2m		Joshua Coull	V	10.11.69	2	Melbourne	14 Mar
21.48	-1.3	Mark Garner	N	3.6.69	3h	Birmingham	28 Jun
21.51		Ricky Nalatu (Fiji)	Q	1.12.72	4	Canberra	25 Jan
21.3m	+0.5	Ben Collins	W	3.11.70	3	Perth	16 May
21.54		Brett Callaghan	V	5.10.73	2	Melbourne	21 Feb
21.57	-2.4	Kyle Vander-Kuyp	V	30.5.71	1	Melbourne	3 Dec

21.59	+1.0	Jai Taurima	Q	26.6.72	1	Brisbane	21 Nov
21.61	+1.9	Matthew Woodhouse	N	2.3.74	2	Sydney	21 Feb
21.62	-2.8	Fred Martin	N	4.10.66	1	Sydney	30 Jan
21.63	+1.2	Alan Doris (GB)	N	12.3.66	1	Sydney	24 Oct
21.63		Robert Ellery	V	17.5.74	1h	Walmut	17 Apr
21.4m		Ashley Rowan	V	23.9.68	3	Melbourne	19 Nov
21.4m	+1.4	Sean Collins	Q	21.2.67	2	Brisbane	4 Dec
21.4m		Anthony Arro	Q	31.10.72	2	Brisbane	20 Feb
21.4m		Brett Cant	V	27.3.67	1	Melbourne	14 Mar
21.66	-2.0	Tim Jackson	N	4.7.69	2	Kuortane	20 Jun
21.66	+0.2	Robert Medicott	N	2.1.70	2s	Sydney	21 Feb
21.67	+0.3	Lewis Rangott	N	10.9.74	1	Sydney	10 Sep
21.70	-0.9	Mick Siede	N	16.1.72	2	Sydney	7 Nov
21.70	+1.9	Jens Streit	T	.73	3	Penguin	21 Feb
21.73		Steve McBain	S	23.1.67	2	Adelaide	21 Feb

wind-assisted

20.29	+3.4	Damien Marsh	Q	28.3.71	1	Brisbane	7 Mar
20.36	+3.4	Paul Henderson	N	13.3.71	2	Brisbane	7 Mar
20.53	+4.0	Dean Capobianco	W	11.5.70	7	Sestriere	21 Jul
20.66	+3.4	Mark Ladbroke	V	6.2.72	3	Brisbane	7 Mar
20.90	+3.4	Stuart Uhlmann	Q	20.12.71	4	Brisbane	7 Mar
20.94	+3.4	Glenm McCarthy	T	21.4.70	5	Brisbane	7 Mar
20.95	+2.1	Chad Stephenson	N	13.3.72	2	San Diego	12 Apr
20.95	+3.5	Nick Rennie	V	23.11.74	1	Brisbane	6 Mar
20.99	+3.4	Jason Veitch	V	26.4.71	6	Brisbane	7 Mar
21.19	+2.8	Clayton Kearney	N	11.4.64	1	Sydney	5 Dec
21.0m		Brett Leavy	Q	8.2.65	2	Havana	21 Sep

400 METRES

45.53		Darren Clark	N	6.9.65	1	Sydney	23 Jan
45.65		Clark			1	Brisbane	6 Mar
45.98		Clark			1	Adelaide	14 Feb
46.05		Joshua Coull	V	10.11.69	1	Canberra	25 Jan
46.11		Coull			1	Melbourne	21 Feb
46.16		Dean Capobianco	W	11.5.70	1	Melbourne	25 Feb
46.17		Jason Koupellis	N	24.11.70	2	Brisbane	6 Mar
46.20		Mark Garner	N	3.6.69	4	Reims	3 Jul
46.21		Coull			2	Adelaide	14 Feb
46.26		Garner			4h	Barcelona	1 Aug
46.26		Clark			1	Sydney	20 Feb
46.27		Coull			2	Melbourne	25 Feb
46.29		Sim Hollingsworth	T	9.5.72	2	Canberra	25 Jan
46.37		Kieran Finn	W	13.4.61	3	Sydney	23 Jan
46.40		Anthony Ryan	Q	5.3.69	3	Canberra	25 Jan
46.47		Michael Joubert	Q	11.5.70	3h	Birmingham	27 Jun
46.51		Jason Hooker	N	10.3.71	2	Sydney	20 Feb
46.65		Paul Greene	N	9.12.72	3h	Birmingham	27 Jun
46.82		Declan Stack	W	9.8.73	5	Canberra	25 Jan
46.86		Mark Ladbroke	V	6.2.72	2	Sydney	23 Jan
46.88		Baobo Neuendorf(PW)	Q		1	Brisbane	13 Feb
47.05		Steve Perry	N	23.9.70	1	Sydney	23 Jan
47.06		Tim Hollingsworth	T	3.10.70	3	Sydney	23 Jan
47.08		Jens Streit	T	6.6.72	2	Hobart	28 Feb
47.0m		Barry Acres	W	19.7.65	2	Perth	9 Jan
47.12		Simon Atkin	N	10.10.68	3	Sydney	9 Jan
47.20		Miles Murphy	N	19.5.67	1	Canberra	25 Jan
47.22		Mark Moresi	V	21.7.74	1	Melbourne	11 Feb
47.31		Rohan Robinson	V	15.11.71	2	Melbourne	21 Feb
47.33		Steven Kingston	T	5.7.73	2	Canberra	25 Jan
47.37		Heath Fitzpatrick	Q	17.8.75	1	Sydney	20 Mar

47.61	Martin Byron	N	6.6.69	5	Sydney	20 Feb
47.5w	Manesh Pillay	W	15.7.72	2	Havana	21 Sep
47.65	Mick Siede	N	16.1.72	1	Sydney	31 Oct
47.66	Andrew Richardson	N	3.12.71	1	Sydney	19 Dec
47.67	Andrew Douglas	V	1.8.65	3	Sydney	23 Jan
47.75	Mark Rosenberg	N	9.7.62	3	Sydney	16 Jan
47.82	Peter Winter	V	17.1.71	1	Melbourne	26 Nov
47.89	Simon Still	Q	22.8.69	2	Brisbane	28 Nov
47.8w	Brett Cant	V	27.3.67	1	Melbourne	13 Mar
47.92	Kyle Vander-Kuyp	V	30.5.71	2	Melbourne	26 Nov
47.9w	Robert Ballard	N	25.9.64	1	Melbourne	16 Jan
48.05	Paul Tobin	V	8.3.73	3	Melbourne	20 Feb
48.09	John McClymont	N	14.4.75	2	Sydney	20 Mar
48.10	Lewis Rangott	N	10.9.74	1	Sydney	10 Oct
48.11	Andrew Wilcox	V	13.2.59	1	Melbourne	28 Jan
48.12	Glenn McCarthy	T	21.4.70	3	Hobart	28 Feb
48.13	Chris Aston	S	31.1.72	4	Perth	7 Feb
48.14	Mark Faulkner	S	16.2.73	1	Adelaide	14 Feb
48.19	Blair Young	Q	5.4.71	2	Brisbane	13 Feb
48.1w	Tony Kenshole	V	18.2.70	3	Melbourne	13 Mar
48.20	Keiran Reid	N	2.7.75	1	Sydney	17 Oct
48.26	Justin Rinaldi	V	20.6.72	1	Melbourne	14 Jan
48.26	Steve Hutton	S	.68	1	Adelaide	21 Feb

800 METRES

1.46.54	Dean Kenneally	A	8.3.67	6	Dijon	13 Jun
1.46.95	Barry Acres	W	19.7.65	1	Canberra	25 Jan
1.47.0w	Michael Joubert	Q	11.5.70	1	Seattle	27 May
1.47.06	Simon Lewin	V	3.1.72	4	Taapere	14 Jun
1.47.06	Lewin			1	Brisbane	6 Mar
1.47.24	Simon Still	Q	22.8.69	2	Canberra	25 Jan
1.47.26	Brendan Hanigan	T	19.3.73	3	Seoul	19 Sep
1.47.29	Acres			2	Brisbane	6 Mar
1.47.41	Lewin			3	Lapinlahti	21 Jun
1.47.50	Lewin			3	Canberra	25 Jan
1.47.64	Lewin			2	Melbourne	25 Feb
1.47.98	John White	T	25.5.69	3	Melbourne	25 Feb
1.48.59	Rich Polkinghorne	V	15.8.65	2	Melbourne	21 Feb
1.48.63	Tony Scott	Q	5.5.71	4	Brisbane	6 Mar
1.48.75	Matthew Landy	V	4.12.72	2	Canberra	12 Jan
1.48.9w	Marcus Downes	V	26.6.68	1	Melbourne	5 Dec
1.49.04	Glenn Ritchie	N	18.1.62	1	Sydney	20 Feb
1.49.27	Colin James	N	25.8.70	4	Canberra	12 Jan
1.49.29	Realin Hanigan	T	6.8.71	4	Adelaide	14 Feb
1.49.42	Justin Rinaldi	V	20.6.72	5	Adelaide	14 Feb
1.49.44	Simon Doyle	Q	9.11.66	2	Sydney	21 Feb
1.49.52	Craig O'Brien	N	21.11.70	5	Canberra	12 Jan
1.49.80	Stuart Windybank	N	7.3.73	3	Sydney	21 Feb
1.49.8w	Jason Rock	V	25.5.72	1	Melbourne	4 Feb
1.49.88	Heath Fitzpatrick	Q	17.8.75	1	Brisbane	6 Mar
1.49.93	Ewen Macdonald	V	28.3.70	3	Canberra	12 Jan
1.50.03	Glenn Stojanovic	N	3.2.74	1	Sydney	20 Feb
1.50.25	Paul Schnyder	V	8.4.62	5	Melbourne	21 Feb
1.50.29	Murray Butterworth	T	6.3.69	2	Hobart	5 Dec
1.50.45	Kevin Richardson	Q	15.10.73	5	Canberra	25 Jan
1.50.5w	Anthony Hill	V	8.6.71	1	Melbourne	19 Nov
1.50.5w	Andrew Lambert	V	3.8.74	=3	Melbourne	4 Feb
1.50.57	Anthony Campbell	N	6.3.71	4	Sydney	20 Feb
1.50.6w	Steve Ellinghaus	V	10.6.69	2	Melbourne	4 Feb
1.50.61	Damian Baker	N	3.4.72	7	Canberra	12 Jan

1.50.7m	Alex Davey	V	2.6.70	1	Melbourne	3 Dec
1.50.82	Grant Gibbs	V	15.11.72	6	Melbourne	21 Feb
1.51.05	Mark Taylor	S	14.11.74	1	Adelaide	14 Feb
1.51.10	Adam Steward	V	10.8.73	4	Brisbane	6 Mar
1.51.1m	Tony Wilson	V	10.4.67	3	Melbourne	19 Nov
1.51.25	Michael Hane	S	16.2.74	2	Adelaide	14 Feb
1.51.25	Matthew Jamieson	S	30.12.74	3	Adelaide	14 Feb
1.51.25	Luke Roberts	A	18.8.69	2	Canberra	14 Mar
1.51.27	James Jeffery	N	13.3.71	5	Sydney	20 Feb
1.51.3m	Greg Whitfield	V	7.7.69	3	Melbourne	21 Jan
1.51.3m	Laurie Dalton	V	23.2.68	3	Melbourne	4 Feb
1.51.37	Stuart Lyall	Q	4.4.73	5	Brisbane	6 Mar
1.51.55	Simon McNamara	V	31.5.70	7	Melbourne	21 Feb
1.51.8m	Mike Billardt	V	22.1.61	2	Melbourne	5 Nov
1.51.8m	Scott Peterson	V	14.11.73	6	Melbourne	4 Feb
1.51.88	Rhod Grivas	W	27.7.66	4h	Brisbane	5 Mar
1.51.89	Tony Auciello	N	12.1.76	4	Sydney	21 Nov
1.51.95	Holt Hardy	N	9.10.72	2	Sydney	7 Nov
1.52.0m	Nigel Adkin	V	2.2.72	1	Melbourne	5 Nov
1.52.0m	Craig Rayner	V	9.2.68	3	Melbourne	5 Nov

1,000 METRES

2.21.9m	Justin Rinaldi	V	20.6.72	1	Melbourne	7 Jan
2.22.3m	Steve Ellinghaus	V	10.6.69	2	Melbourne	7 Jan
2.22.6m	Glenn Stojanovic	N	3.2.74	1	Sydney	23 Jan
2.22.7m	Kealin Hanigan	T	6.8.71	2	Sydney	23 Jan
2.22.9m	Justin Rock	V	25.5.72	3	Melbourne	7 Jan
2.22.9m	John White	T	25.5.69	3	Sydney	23 Jan
2.23.1m	Michael Power	V	9.5.76	4	Melbourne	7 Jan
2.23.8m	David Lightfoot	N	12.9.65	5	Melbourne	7 Jan
2.23.8m	John Wall	N	20.10.73	4	Sydney	23 Jan
2.24.3m	Craig O'Brien	N	21.11.70	5	Sydney	23 Jan
2.24.8m	Tony Scott	Q	5.5.71	6	Sydney	23 Jan
2.25.0m	Anthony Campbell	N	6.3.71	7	Sydney	23 Jan

1,500 METRES

3.37.13	Peter O'Donoghue	V	1.10.61	1	Rome	9 Jun
3.38.44	Pat Scammell	V	15.4.61	10	Lausanne	8 Jul
3.38.57	Scammell			7	Koblentz	26 Aug
3.39.35	Scammell			5	Lille	6 Jul
3.40.34	Scammell			11	Stockholm	2 Jul
3.40.5m	Simon Lewin	V	3.1.72	1	Canberra	19 Jan
3.40.60	O'Donoghue			1	Canberra	25 Jan
3.40.6m	Shaun Creighton	V	14.5.67	2	Canberra	19 Jan
3.40.9m	Alex Davey	V	2.6.70	1	Melbourne	10 Dec
3.42.09	Peter Hepworth	V	18.1.67	3	Gavle	6 Jul
3.42.1m	David Evans	V	21.12.69	3	Canberra	19 Jan
3.43.9m	Anthony Hill	V	8.6.71	3	Melbourne	10 Dec
3.44.2m	Glenn Ritchie	N	18.1.62	1	Sydney	19 Dec
3.44.63	Simon Doyle	Q	9.11.66	1	Canberra	13 Mar
3.44.65	Mark Taylor	S	14.11.74	3	Canberra	25 Jan
3.44.83	Darren Abbott	S	16.8.71	2	Brisbane	31 Jan
3.45.4m	Glenn Stojanovic	N	3.2.74	4	Sydney	19 Jan
3.45.68	Kealin Hanigan	T	6.8.71	5	Canberra	25 Jan
3.45.9m	Julian Paynter	V	15.7.70	5	Canberra	19 Jan
3.46.0m	Andrew Lloyd	V	14.2.59	1	Melbourne	14 Jan
3.46.0m	Paul Patrick	V	15.9.71	2	Melbourne	11 Feb
3.46.14	Jason Rock	V	25.5.72	6	Canberra	25 Jan
3.46.36	Anthony Campbell	N	6.3.71	5h	Brisbane	6 Mar
3.46.69	Tim Crosbie	V	7.5.62	7h	Brisbane	6 Mar

3.46.7m	Laurie Dalton	V	23.2.68	1	Melbourne	10 Dec
3.46.9m	Justin Rinaldi	V	20.6.72	1	Melbourne	28 Jan
3.46.9m	Michael Power	V	9.5.76	2	Melbourne	10 Dec
3.47.09	Steve Ellinghaus	V	10.6.69	7	Canberra	25 Jan
3.47.4m	Rohan Perrott	V	10.4.69	3	Melbourne	28 Jan
3.47.61	David Lightfoot	N	12.9.65	9	Canberra	25 Jan
3.47.7m	Simon Still	Q	22.8.69	1	Brisbane	3 Oct
3.48.10	Grant Gibbs	V	15.11.72	6h	Brisbane	6 Mar
3.48.1m	Mike Billardt	V	22.1.61	2	Melbourne	26 Nov
3.48.22	Kim White	W	29.10.66	1	Tucson	11 Apr
3.48.6m	Rod Higgins	A	24.8.67	4	Canberra	2 Jan
3.48.8m	Matthew Landy	V	4.12.72	4	Melbourne	10 Dec
3.48.9m	Nigel Adkin	V	2.2.72	3	Melbourne	10 Dec
3.49.3m	Gary Swindson	V	29.10.64	4	Melbourne	28 Jan
3.49.6m	Ken Green	V	15.2.60	5	Melbourne	28 Jan
3.49.7m	Christian McKenzie	V	4.1.69	3	Melbourne	13 Mar
3.49.78	Tim Goulding	Q	7.1.69	8h	Brisbane	6 Mar
3.49.92	Steve Millichamp	V	10.3.72	9	Melbourne	15 Nov
3.50.51	Ian Leitch	V	22.9.63	8h	Brisbane	6 Mar
3.50.9m	Marcus Downes	V	26.6.68	1	Melbourne	14 Jan
3.50.99	John Wall	N	20.10.73	2	Brisbane	7 Mar
3.51.0m	Brad Marland	N	12.3.74	8	Canberra	19 Jan

1 MILE

3.58.6m	Peter O'Donoghue	V	1.10.61	3	Wanganui	27 Jan
3.59.97	Pat Scannell	V	15.4.61	4	Sheffield	14 Aug
4.00.80	Glenn Stojanovic	N	3.2.74	1	Melbourne	25 Feb
4.01.44	David Evans	V	21.12.69	2	Melbourne	25 Feb
4.01.59	Alex Davey	V	2.6.70	3	Melbourne	25 Feb
4.01.62	Peter Hepworth	V	18.1.67	4	Melbourne	25 Feb
4.02.25	Laurie Dalton	V	23.2.68	5	Melbourne	25 Feb
4.02.32	Darren Abbott	S	16.8.71	6	Melbourne	25 Feb
4.04.86	Mark Taylor	S	14.11.74	8	Melbourne	25 Feb
4.05.04	Michael Power	V	9.5.76	9	Melbourne	25 Feb
4.06.05	Pat Carroll	Q	17.8.61	8	Corby	21 Jun
4.06.99	Shaun Creighton	V	14.5.67	11	Corby	21 Jun
4.08.00	Anthony Hill	V	8.6.71	10	Melbourne	25 Feb

2,000 METRES

5.06.75	Pat Scannell	V	15.4.61	5	Berlin	21 Aug
---------	--------------	---	---------	---	--------	--------

3,000 METRES

7.45.57	Peter O'Donoghue	V	1.10.61	1	Adelaide	14 Feb
7.46.86	O'Donoghue			1	Tampere	13 Jun
7.46.88	O'Donoghue			1	Canberra	12 Jan
7.49.01	Shaun Creighton	V	14.5.67	2	Canberra	12 Jan
7.49.53	Creighton			2	Adelaide	14 Feb
7.51.70	Julian Paynter	V	15.7.70	3	Adelaide	14 Feb
7.52.09	Paul Patrick	V	15.9.71	4	Adelaide	14 Feb
7.53.171	O'Donoghue			6h	Toronto	12 Mar
7.57.40	O'Donoghue			1	Hobart	17 Jan
8.01.32	David Evans	V	21.12.69	5	Adelaide	14 Feb
8.02.05	Jamie Harrison	N	21.12.63	5	Newenham	23 May
8.03.01	Rod Higgins	A	24.8.67	3	Canbran	12 Jul
8.04.69	Steve Hore	V	18.12.62	4	Paris	8 Jul
8.05.24	Darren Abbott	S	16.8.71	6	Adelaide	14 Feb
8.08.0m	Andrew Lloyd	V	14.2.59	4	Corby	21 Jun
8.08.6m	Steve Monaghetti	V	26.9.62	1	Ballarat	7 Nov
8.13.7m	Wayne Larden	A	8.3.69	1	Canberra	30 Jan
8.13.90	Rohan Perrott	V	10.4.69	7	Adelaide	14 Feb

8.13.98	Paul Arthur	N	5.5.67	8	Canberra	12 Jan
8.14.47	Trent Harlow	N	21.6.73	1	Melbourne	17 Dec
8.14.6m	Peter Brett	S	14.11.62	1	Adelaide	24 Oct
8.14.63	Michael Power	V	9.5.76	2	Melbourne	17 Dec
8.15.71	Mark Taylor	S	17.11.74	3	Melbourne	17 Dec
8.15.92	Mike Dalton	T	26.6.66	1	Hobart	5 Dec
8.16.21	John Walsh	V	1.7.64	8	Adelaide	14 Feb
8.16.78	Anthony Hill	V	8.6.71	9	Adelaide	14 Feb
8.17.5m	John Andrews	N	9.3.58	1	Sydney	7 Nov
8.18.59	Richard Russell	V	2.9.70	6	Hobart	17 Jan
8.19.54	Andrew Letherby	Q	19.9.73	4	Melbourne	17 Dec
8.19.62	Rod De Bighden	V	15.1.69	9	Canberra	12 Jan
8.19.9m	John Lisiewicz	S	18.7.62	1	Blackburn	24 Jun

2 MILES

8.47.79	Jamie Harrison	N	21.12.63	14	Sheffield	14 Aug
---------	----------------	---	----------	----	-----------	--------

5,000 METRES

13.23.31	Peter O'Donoghue	V	1.10.61	1	Melbourne	25 Feb
13.30.76	O'Donoghue			1	Melbourne	4 Feb
13.33.21	Paul Patrick	V	15.9.71	4	Melbourne	25 Feb
13.33.56	Steve Moneghetti	V	26.9.62	5	Birmingham	27 Jun
13.35.24	Andrew Lloyd	V	14.2.59	13	Stockholm	2 Jul
13.36.09	Julian Paynter	V	15.7.70	5	Melbourne	25 Feb
13.37.3m	O'Donoghue			1	Melbourne	3 Dec
13.37.81	Patrick			2	Melbourne	4 Feb
13.38.65	Colin Dalton	N	10.4.66	3	Eugene	16 May
13.39.48	Shaun Creighton	V	14.5.67	1	Canberra	25 Jan
13.40.04	Rod De Bighden	V	15.1.69	6	Melbourne	25 Feb
13.41.4m	Malcolm Worwood	V	28.7.64	2	Melbourne	3 Dec
13.42.6m	Pat Carroll	Q	17.8.61	3	Melbourne	3 Dec
13.43.96	Jamie Harrison	N	21.12.63	1	Loughborough	28 Jul
13.44.64	Rod Higgins	A	24.8.67	18	London	10 Jul
13.56.47	John Andrews	N	9.3.58	17	Birmingham	27 Jun
13.57.98	Steve Hore	V	18.12.62	18	Birmingham	27 Jun
14.02.5m	Greg Lyons	V	13.5.61	7	Melbourne	3 Dec
14.02.8m	David Evans	V	21.12.69	1	Canberra	12 Mar
14.04.80	Wayne Larden	A	8.3.69	11	Melbourne	25 Feb
14.06.1m	Robert O'Donnell	V	15.8.69	9	Melbourne	3 Dec
14.06.58	Richard Russell	V	2.9.70	4	Melbourne	4 Feb
14.08.22	Paul Arthur	N	5.5.67	12	Melbourne	25 Feb
14.09.55	Rohan Perrott	V	10.4.69	5	Melbourne	4 Feb
14.11.88	Peter Brett	S	14.11.62	6	Melbourne	4 Feb
14.13.29	Adam Hoyle	V	20.8.63	2	Melbourne	21 Feb
14.14.0m	John Walsh	V	1.7.64	10	Melbourne	3 Dec
14.16.0m	Graeme Olden	V	10.9.64	6	Melbourne	5 Nov
14.18.35	Ken Green	V	15.2.60	8	Melbourne	4 Feb
14.18.5m	Mike Hillardt	V	22.1.61	12	Melbourne	3 Dec
14.18.98	Lee Troop	V	22.3.73	9	Melbourne	4 Feb
14.19.4m	Gary Simonsen	V	29.10.64	5	Melbourne	21 Jan
14.20.0m	John Neagher	V	13.9.63	7	Melbourne	21 Jan
14.20.24	Paul Hayes	V	1.2.65	10	Melbourne	4 Feb
14.21.98	Allan Carman	S	15.5.68	2	Sydney	21 Feb
14.22.0m	Gerard Barrett	A	31.12.56	4	Canberra	12 Mar
14.22.8m	Richard Dikstaal	V	1.4.72	15	Melbourne	3 Dec
14.23.6m	Justin Welsh	V	15.9.71	9	Melbourne	21 Jan
14.24.10	Anthony Neal	V	30.6.70	11	Melbourne	4 Feb
14.24.6m	David Lightfoot	N	12.9.65	8	Melbourne	5 Nov
14.25.1m	Mike Inwood	Q	18.12.65	16	Melbourne	3 Dec
14.27.0m	Sean Quilty	V	16.5.66	2	Melbourne	14 Mar

14.27.3m	Maurice Prendergas	V	21.12.63	12	Melbourne	21 Jan
10,000 METRES						
27.47.69	Steve Moneghetti	V	26.9.62	7	Oslo	4 Jul
28.06.25	Moneghetti			1	Melbourne	17 Dec
28.44.47	Malcolm Norwood	V	28.7.64	2	Melbourne	17 Dec
28.59.38	Pat Carroll	Q	17.8.61	3	Melbourne	17 Dec
29.00.4m	Mike Letch	V		1	Melbourne	16 Dec
29.02.7m	Rod Higgins	A	24.8.67	1	Brisbane	5 Mar
29.02.79	Rod De Highden	V	15.1.69	4	Melbourne	17 Dec
29.17.99	Michael Inwood	Q	18.12.65	5	Melbourne	17 Dec
29.31.5m	De Highden			2	Brisbane	5 Mar
29.36.09	Greg Lyons	V	13.5.61	7	Melbourne	17 Dec
29.38.7m	Paul Arthur	N	5.5.67	3	Brisbane	5 Mar
29.50.4m	Rex Peters	N	25.4.59	1	Sydney	24 Oct
29.55.79	Peter Brett	S	14.11.62	9	Melbourne	17 Dec
29.56.0m	John Meagher	V	13.9.63	2	Melbourne	16 Dec
29.57.81	Robert O'Donnell	V	15.8.69	10	Melbourne	17 Dec
29.59.9m	Gerard Barrett	A	31.12.56	1	Canberra	28 Oct
30.03.21	Gary Schumack	N	14.2.68	2	Sydney	24 Oct
30.06.3m	Sean Williams	N	7.8.67	1	Melbourne	7 Jan
30.08.0m	Mike Dalton	T	26.6.66	1	Hobart	21 Oct
30.08.11	Lawrie Whitty	N	6.2.60	3	Sydney	24 Oct
30.11.0m	Clayton Clews	A	17.10.68	3	Melbourne	16 Dec
30.18.7m	Alan Carman	N	15.5.68	4	Sydney	24 Oct
30.30.20	Denis Boyle	V	21.10.61	12	Melbourne	17 Dec
30.35.2m	Richard Hope	V	11.9.70	6	Brisbane	5 Mar
30.38.9m	Gary McClean	N	23.4.42	6	Sydney	24 Oct
30.51.30	Dean Giblin	T	7.2.65	13	Melbourne	17 Dec
30.52.0m	Martin Murray	T	27.2.64	4	Melbourne	16 Dec
30.52.29	Colin Oliver	T	8.1.69	1	Hobart	14 Feb
31.04.8m	Glen Devison	V	17.8.64	3	Melbourne	7 Jan
31.06.6m	Bill Hunter	Q	4.8.60	1	Brisbane	3 Oct
31.08.0m	Peter Gaffney	V	23.5.54	5	Melbourne	16 Dec
31.12.6m	Dean Comber	Q	7.2.67	2	Brisbane	3 Oct
31.15.0m	Don Nicholson	V	17.11.60	6	Melbourne	16 Dec
31.19.46	Russell Foley	T	18.11.60	2	Hobart	14 Feb
31.19.9m	Gerard Ryan	A	11.7.60	1	Canberra	19 Nov
31.19.9m	Paul Woodhouse	N	29.4.62	1	Sydney	30 Jan
31.20.0m	Ian Cornthwaite	V	23.3.62	7	Melbourne	16 Dec
31.25.9m	Gary Zeuner	S	29.9.53	1	Adelaide	10 Mar
31.31.9m	Kym Janiak	S	28.4.69	2	Adelaide	10 Mar
31.38.0m	Grant Warren	V	18.3.62	8	Melbourne	16 Dec
31.45.5m	Laurie Adams	Q	21.2.51	4	Brisbane	3 Oct
31.52.0m	Warren Partland	S		3	Adelaide	10 Mar
31.54.2m	John Tuckey	A	24.6.60	2	Canberra	19 Nov
31.58.7m	Andrew De Highden	V	20.6.64	5	Melbourne	7 Jan

HALF MARATHON

1.00.06.0	Steve Moneghetti	V	26.9.62	1	Tokyo	24 Jan
1.01.36.0	Malcolm Norwood	V	28.7.64	16	Gateshead	20 Sep
1.02.05.0	Norwood			2	Gold Coast	12 Jul
1.02.59.0	Pat Carroll	Q	17.8.61	3	Gold Coast	12 Jul
1.03.23.0	Norwood			1	Lake Macquarie	21 Jun
1.03.57.0	Rod Higgins	A	24.8.67	1	Canberra	17 May
1.04.02.0	Andrew Lloyd	N	14.2.59	1	Sydney	24 May
1.04.16.0	Paul Arthur	N	5.5.67	2	Lake Macquarie	21 Jun
1.04.26.0	Arthur			2	Sydney	24 May
1.04.41.0	Greg Lyons	V	13.5.61	1	Melbourne	13 Sep
1.04.42.0	Russell Foley	T	18.11.60	12	Gold Coast	12 Jul

1.04.54.0	Dean Giblin	T	7.2.65	4	Lake Macquarie	21 Jun
1.05.05.0	Mike Dalton	T	26.6.66	15	Gold Coast	12 Jul
1.05.13.0	Mal Johnstone	V	5.5.67	17	Gold Coast	12 Jul
1.05.38.0	Gerard Barrett	A	31.12.56	5	Lake Macquarie	21 Jun
1.05.45.0	Merv Johnstone	V	5.5.67	21	Gold Coast	12 Jul
1.05.57.0	Rob de Castella	A	27.2.57	6	Lake Macquarie	21 Jun
1.06.16.0	Sean Quilty	V	16.5.66	2	Melbourne	13 Sep
1.06.33.0	Maurice Prendergas	V	21.12.63	3	Melbourne	13 Sep
1.06.43.0	Ray Boyd	W	26.5.66	8	Lake Macquarie	21 Jun
1.06.58.0	Gerard Ryan	A	11.7.60	9	Lake Macquarie	21 Jun
1.07.07.0	Tony Ventura	N	26.9.57	3	Sydney	24 May
1.07.11.0	Louis Young	A	12.10.65	10	Lake Macquarie	21 Jun
1.07.14.0	Rob Spilling	N	4.7.61	11	Lake Macquarie	21 Jun
1.07.16.0	Paul Hayes	V	1.2.65	4	Melbourne	13 Sep
1.07.31.0	Des Woods	Q	1.4.63	1	Brisbane	17 May
1.07.31.0	Trevor Scott	V	24.5.59	3	Terengganu	4 Sep
1.07.32.0	Gary McClean	N	23.4.42	12	Lake Macquarie	21 Jun
1.07.36.0	Lee Troop	V	22.3.73	13	Lake Macquarie	21 Jun
1.07.39.0	Brad Camp	V	25.12.64	5	Melbourne	13 Sep
1.07.49.0	Steven Atkins	N	23.8.69	3	Sydney	24 May
1.07.44.0	John Meagher	V	13.9.63	6	Melbourne	13 Sep
1.07.46.0	Ken Green	V	15.2.60	35	Gold Coast	12 Jul
1.07.52.0	Glen Tooie	V		7	Melbourne	13 Sep
1.07.56.0	Peter Berney	A	13.11.63	5	Canberra	17 May
1.07.59.0	Glenn Benecke	Q	9.7.65	36	Gold Coast	12 Jul
1.08.04.0	Peter Moore	A	11.2.66	6	Canberra	17 May
MARATHON						
2.12.36.0	Steve Moneghetti	V	26.9.62	1	Tokyo	14 Feb
2.15.35.0	Malcolm Norwood	V	28.7.64	13	Tokyo	14 Feb
2.16.46.0	Gerard Barrett	A	31.12.56	4	Gold Coast	12 Jul
2.17.13.0	Sean Quilty	V	16.5.66	23	Fukuoka	6 Dec
2.17.44.0	Rob de Castella	A	27.2.57	26	Barcelona	9 Aug
2.18.08.0	Mike Inwood	Q	18.12.65	7	Gold Coast	12 Jul
2.19.25.0	Norwood			46	London	12 Apr
2.19.39.0	Steve Poulton	N	11.9.57	10	Gold Coast	12 Jul
2.19.46.0	Barrett			1	Canberra	12 Apr
2.20.36.0	Rex Peters	N	25.4.59	3	Lake Kawaguchi	29 Nov
2.21.33.0	Frank Shevlin	V	15.2.60		Noumea	25 Jul
2.22.52.0	Ian Kent	Q	27.8.57	11	Gold Coast	12 Jul
2.23.34.0	Gerard Ryan	A	11.7.60	2	Canberra	12 Apr
2.23.56.0	Morgan Tucker	V	15.5.61	1	Traralgon	19 Jun
2.24.44.0	Allen Carman	S	15.5.68	3	Canberra	12 Apr
2.24.54.0	Peter Fuller	V	14.9.61	2	Traralgon	19 Jun
2.25.01.0	Brian Simmons	V	10.3.56	4	Canberra	12 Apr
2.25.23.0	Ian Cornthwaite	V	23.3.62	3	Traralgon	19 Jun
2.25.33.0	Peter Spehr	N	12.12.61	15	Gold Coast	12 Jul
2.25.43.0	Colin Oliver	T	8.1.69	16	Gold Coast	12 Jul
2.26.59.0	Steve Hobbs	N		5	Portland	Sep
2.27.24.0	Mick Boner	Q	7.5.59	18	Gold Coast	12 Jul
2.28.05.0	Ron Peters	Q	3.4.53	19	Gold Coast	12 Jul
2.29.08.0	Don Wallace	Q	19.7.61	21	Gold Coast	12 Jul
2.29.42.0	Bruce Graham	V	27.1.62	6	Canberra	12 Apr
2.29.38.0	Tony Ventura	N	26.9.57		Auckland	25 Oct
short course						
2.20.13.0	Ron Peters	Q	3.4.53	8	Melbourne	31 May
2.20.33.0	Damien Cook	V	26.12.53	9	Melbourne	31 May
2.21.12.0	John Guerin	V	20.10.57	11	Melbourne	31 May
2.24.21.0	Trevor Scott	V	24.5.59	14	Melbourne	31 May
2.25.20.0	Mark Purvis	V	4.6.57	16	Melbourne	31 May

2.25.53.0	Michael McIntyre	V	22.6.58	17	Melbourne	31 May
2.26.10.0	Gerard Connor	V		19	Melbourne	31 May

110 METRES HURDLES

13.57	+1.7	Kyle Vander-Kuyp	V	30.5.71	1	Brisbane	6 Mar
13.69	+2.0	John Caliguri	V	28.10.62	3	Tampere	13 Jun
13.74	-1.0	Vander-Kuyp			7	Birmingham	27 Jun
13.79	+1.3	Caliguri			2	Nurmijarvi	20 Jul
13.81	+1.1	Vander-Kuyp			1	Melbourne	25 Feb
13.82	0.0	Caliguri			2	Parkano	14 Jun
13.83	+1.7	Caliguri			3	Kuortane	20 Jun
13.83		Vander-Kuyp			1	Birmingham	24 Jun
13.83	+0.3	Vander-Kuyp			5	Havana	27 Sep
13.83	+0.7	Vander-Kuyp			1	Sydney	23 Jan
13.85		Vander-Kuyp			1	Melbourne	11 Feb
13.92	+1.7	David Cooper	Q	10.8.72	2	Brisbane	6 Mar
13.95	+1.5	Jai Taurima	Q	26.6.72	1	Brisbane	14 Nov
14.28	+1.1	Peter Winter	V	17.1.71	3	Melbourne	25 Feb
14.30	-1.6	Jon Morrison	N	14.5.69	2h	Brisbane	5 Mar
14.2m	+1.8	Don Wright	A	26.4.59	1	Canberra	12 Jan
14.54	+1.7	Paul Edalston	W	16.2.72	5	Brisbane	6 Mar
14.62	+1.7	Chris Ingram	Q	16.4.73	6	Brisbane	6 Mar
14.68	-1.6	Chris Shute	N	30.5.75	3h	Brisbane	5 Mar
14.73	+1.1	Stephen Basker	V	10.11.69	6	Melbourne	25 Feb
14.80		David Culbert	V	17.3.67	2	Melbourne	21 Feb
14.87	+1.8	Hanish Halley	N	26.7.66	1	Sydney	31 Oct
14.88	-0.6	Brad Figures	N	7.4.73	3	Brisbane	7 Mar
14.91	-0.6	Geoff Coolen	S	22.9.74	4	Brisbane	7 Mar
15.00		Terry Allport	Q	30.4.72	1	Brisbane	28 Nov
15.00	-1.6	Martin Barrow	V	3.1.73	6h	Brisbane	5 Mar
15.23		Blair Young	Q	5.4.71	2	Brisbane	6 Feb
15.29	-0.2	Dean Smith	S	1.11.67	dec	Barcelona	6 Aug
15.31	+1.7	James Driver	N	25.12.73	2	Sydney	21 Feb
15.32	+1.5	David Tarbotton	N	12.2.62	1	Sydney	31 Oct
15.34	+0.2	Jon Micos	N	3.3.75	2	Sydney	19 Dec
15.40		Warren Evans	Q	24.2.72	3	Brisbane	28 Nov
15.41	+0.4	Brendan Tennant	V	22.4.72	dec	Brisbane	9 Mar
15.46	-0.9	Brendan Stevenson	V	23.12.61	3	Melbourne	26 Nov
15.46	+1.9	Dan Ferrett	Q	3.7.74	4	Brisbane	28 Nov
15.49	-0.3	Max Hillier	A	30.4.70	2	Canberra	13 Mar
15.50		Jagan Hanes	S	31.10.75	1	Adelaide	7 Nov
15.51	+1.5	Stuart Maxwell	T	23.4.74	dec	Brisbane	9 Mar
15.54		Sim Hollingsworth	T	9.5.72	1	Hobart	7 Nov
15.56	+0.5	Grant Newey	N	27.11.68	2	Sydney	19 Dec
15.60	+1.5	Graham Murdoch	N	9.10.72	2	Sydney	31 Oct
15.4m		Andrew Zorrit	N	17.3.68	1	Narrabeen	14 Nov
15.4m		Leigh Miller	V	19.8.63	1	Melbourne	13 Mar
15.4m		Brett Marsh	V	5.11.71	3	Melbourne	13 Mar

400 METRES HURDLES

49.72		Sim Hollingsworth	T	9.5.72	7	London	10 Jul
49.74		Hollingsworth			4h	Barcelona	3 Aug
50.15		Hollingsworth			1	London	5 Jul
50.26		Hollingsworth			2	Birmingham	28 Jun
50.2m		Rohan Robinson	V	15.11.71	1	Melbourne	14 Mar
50.35		Robinson			2	Brisbane	6 Mar
50.63		Robinson			1	Perth	7 Feb
50.71		Robinson			6	London	10 Jul
50.73		Hollingsworth			4	Hechtel	18 Jul
50.7m		Leigh Miller	V	19.8.63	2	Melbourne	14 Mar

50.90		Robinson			1h	Brisbane	6 Mar
50.91		Robinson			2	London	5 Jul
51.13		Manesh Pillay	W	15.7.72	2	Edinburgh	4 Jul
51.14		Darren Wright	W	16.7.65	3	Leverkusen	6 Jun
51.19		Chris Carroll	Q	9.5.74	1	Brisbane	6 Mar
51.77		Nick Ward	W	18.1.70	1	Sydney	23 Jan
51.97		Tony Briggs	V	3.7.67	3	Edinburgh	4 Jul
52.02		Andrew Sorrit	N	17.3.68	3h	Brisbane	6 Mar
52.0m		Malcola Bult	W	3.10.69	1	Perth	21 Feb
52.20		Duncan Pugh	W	2.12.74	2	Brisbane	6 Mar
52.25		Gary Brown	V	14.10.74	4s	Seoul	17 Sep
52.45		David Misson	N	27.5.67	2	Sydney	23 Jan
52.45		Stephen Basker	V	10.11.69	5	Brisbane	6 Mar
52.55		Gary Workman	Q	17.3.71	4h	Brisbane	6 Mar
52.57		Craig Jeffery	N	29.9.72	2	Bangkok	30 Apr
52.61		Blair Young	Q	5.4.71	3h	Brisbane	6 Mar
52.71		Murray Harding	V	26.5.70	1	Melbourne	3 Dec
52.81		Terry Allport	Q	30.4.72	1	Brisbane	13 Feb
52.8m		James Goodwin	V	2.9.75	1	Perth	6 Dec
52.93		Geoff Coolen	S	22.9.74	3	Brisbane	6 Mar
52.9m		Stuart Todd	Q	12.2.71	1	Canberra	2 Jan
53.23		Anthony Benn	N	2.4.74	3	Sydney	21 Feb
53.24		Max Hillier	A	30.4.70	5h	Brisbane	6 Mar
53.29		Glenn Stojanovic	N	3.2.74	1	Canberra	14 Mar
53.52		Andrew Franklin	N	2.2.76	2	Sydney	20 Mar
53.62		Matt Beckenham	N	18.3.76	3	Sydney	20 Mar
53.76		Adrian Harvey	V	11.12.74	1	Melbourne	20 Feb
53.8m		Heath Porri	W	4.1.73	1	Perth	14 Nov
53.93		Chris Bradshaw	V	3.11.61	7	Melbourne	25 Feb
54.0m		Steph. Foster-Swan	V	11.5.72	1	Melbourne	17 Oct
54.04		Peter Tetley	N	16.9.70	6h	Brisbane	6 Mar
54.6m		Warwick Angus	V	16.11.72	3	Melbourne	7 Jan
54.77		Hamish Halley	N	26.7.66	2	Sydney	5 Dec
54.87		Michael Skerritt	V	29.6.66	6	Melbourne	20 Feb
54.94		Scott Clegg	N	24.2.70	5	Sydney	21 Feb
54.9m		Mike Edwards	W	21.10.56	2	Perth	21 Feb
55.13		Darryl Wohlisen	Q	6.3.73	2	Brisbane	12 Dec
55.28		Hamish Dunkinson	V	17.1.74	2	Melbourne	20 Feb
55.31		Mark Woodhouse	N	2.3.74	1	Sydney	5 Dec
55.3m		Brett Marsh	V	5.11.71	1	Melbourne	14 Mar
55.45		Chris White	N	29.12.69	3	Sydney	6 Sep
55.53		Matthew Smith	S	9.3.70	2	Adelaide	5 Dec
55.5m		Scott Klose	Q	4.4.68	2	Brisbane	22 Jan
55.77		Paul Jonneveld	N	4.6.73	2	Sydney	20 Feb
55.95		Adam Somerville	N	21.10.75	2	Sydney	7 Nov

2,000 METRES STEEPCHASE

5.30.7m		Shaun Creighton	V	14.5.67	1	Canberra	12 Dec
5.48.6m		David Rundle	N	1.5.68	1	Sydney	28 Nov
5.48.8m		Rundle			1	Sydney	19 Dec
5.51.1m		Danny O'Donnell	Q	20.1.73	1	Brisbane	16 Jan
5.52.4m		Brendan Hewitt	S	17.8.64	1	Adelaide	4 Nov
5.53.4m		Colin James	N	25.8.70	2	Sydney	19 Dec
5.53.6m		Andrew Scott	V	31.3.73	1	Melbourne	21 Feb
5.53.9m		Paul Cleary	V	38.4.76	1	Melbourne	13 Mar
5.55.8m		Graeme Olden	V	10.9.64	1	Melbourne	24 Oct
5.56.1m		Andrew Colvin	N	28.8.72	2	Canberra	28 Nov
5.56.81		Marcus Tierney	V	18.9.73	2	Melbourne	20 Feb
5.57.7m		Matt Reed	N	16.4.62	3	Sydney	19 Dec
5.57.8m		Dion Slade	Q	27.4.74	1	Darwin	27 Apr

3,000 METRES STEEPLECHASE

8.20.37	Shaun Creighton	V	14.5.67	1	Melbourne	17 Dec
8.25.80	Creighton			1	Melbourne	20 Feb
8.29.31	Creighton			1	Brisbane	7 Mar
8.32.3m	Creighton			1	Canberra	2 Jan
8.33.79	Creighton			3	Havana	26 Sep
8.34.32	Creighton			7	Oslo	4 Jul
8.36.64	Creighton			5	Birmingham	28 Jun
8.36.95	Creighton			1h	Birmingham	27 Jun
8.40.62	Glenn Stojanovic	N	3.2.74	5	Seoul	20 Sep
8.47.1h	Graeme Olden	V	10.9.64	1	Melbourne	10 Dec
8.50.81	Richard Dikstaal	V	1.4.72	3	Melbourne	17 Dec
8.53.0m	Scott Faulkner	V	10.10.72	1	Melbourne	28 Jan
8.56.4m	Anthony Neal	V	30.6.70	2	Melbourne	13 Mar
8.57.24	David Rundle	N	1.5.68	4	Melbourne	17 Dec
8.59.7m	Richard Russell	V	2.9.70	3	Melbourne	28 Jan
9.02.03	Brendan Hewitt	S	17.8.64	5	Melbourne	17 Dec
9.02.62	Peter Moore	A	11.2.66	4	Brisbane	7 Mar
9.04.0m	John Walsh	V	1.7.64	3	Melbourne	26 Nov
9.05.2m	Jeff Broderick	V	13.10.54	5	Melbourne	28 Jan
9.09.27	Gary Malinek	V	24.2.65	7	Melbourne	17 Dec
9.11.39	Andrew Colvin	N	28.8.72	8	Melbourne	17 Dec
9.12.03	Tia Readwin	V	1.3.67	9	Melbourne	17 Dec
9.12.41	Gerard Ryan	A	11.7.60	2	Canberra	6 Feb
9.13.0m	Jarrod Shaw	T	22.9.72	1	Hobart	9 Feb
9.13.8m	Anthony Hill	V	8.6.71	4	Melbourne	26 Nov
9.16.0m	Andrew Scott	V	31.3.73	6	Melbourne	28 Jan
9.17.3m	Peter MacNamara	V	27.12.72	6	Melbourne	26 Nov
9.19.0m	Paul Garrott	N	1.4.68	2	Sydney	13 Feb
9.19.3m	Kynan Dawes	V	14.9.70	3	Melbourne	13 Mar
9.19.31	Bruce Jones	Q	24.12.68	7	Brisbane	7 Mar
9.21.3m	Greg Collier	V	26.5.69	7	Melbourne	28 Jan
9.21.90	Danny O'Donnell	Q	20.1.73	11	Melbourne	17 Dec
9.22.2m	Maurice Prendergas	V	21.12.63	3	Melbourne	12 Nov
9.22.4m	Richard Gleisner	V	25.9.71	1	Ballarat	13 Feb
9.22.5m	Marcus Tierney	V	18.9.73	8	Melbourne	28 Jan
9.22.6m	Travis Longmuir	V	8.11.72	4	Melbourne	12 Nov
9.23.6m	Matt Blenheia	V	23.1.75	9	Melbourne	28 Jan
9.25.0m	C.Campbell	V		10	Melbourne	28 Jan
9.25.41	Daryl Knipe	Q	29.3.75	2	Brisbane	6 Mar
9.26.47	Bayden Reynolds	N	2.5.71	3	Sydney	20 Feb
9.26.5m	Chris Bunney	V	30.12.67	8	Melbourne	26 Nov
9.29.0m	Gerard Brown	V	21.6.59	10	Melbourne	10 Dec

4x100 METRES RELAY

39.15	National Team (A.Rowan,C.Stephenson,S.McBain,D.Marsh)			1	Pomona	17 Apr
39.20	National Team (A.Rowan,C.Stephenson,B.Leavy,D.Marsh)			2	Phoenix	4 Apr
39.34	Australia Gold			1	Sydney	23 Jan
39.35	National Team (T.Jackson,C.Stephenson,B.Leavy,D.Marsh)			1	San Diego	12 Apr
39.39	National Team (A.Rowan,C.Stephenson,S.McBain,D.Marsh)			3	Walnut	18 Apr
39.55	NSW (A.Richardson,T.Jackson,P.Henderson,F.Martin)			1	Brisbane	6 Mar
39.56	Australia Gold (R.Mapstone,T.Jackson,A.Rowan,D.Marsh)			1	Hobart	17 Jan

39.78	Australia Gold (A.Rowan,T.Jackson,R.Mapstone,D.Marsh)	1	Canberra	25 Jan
39.79	National 'B' Team (R.Mapstone,P.Crane,T.Jackson,S.McBain)	6	Phoenix	4 Apr
39.98	Australia Gold	1	Perth	7 Feb
40.03	Curtin	2	Sydney	23 Jan
40.35	National 'B' Team (A.Rowan,P.Crane,S.McBain,R.Mapstone)	2	San Diego	12 Apr
40.42	Queensland	2	Brisbane	6 Mar
40.47	South Australia (S.Hutton,C.Aston,R.Varcoe,J.Byrne)	3	Brisbane	6 Mar
40.58	Australia Green (S.McBain,J.Veitch,A.Rowan,N.Rennie)	1	Brisbane	31 Jan
40.60	Southern Suburbs	2	Brisbane	31 Jan
40.60	Western Australia (B.Collins,S.Hearn,K.Finn,D.Capobianco)	4	Brisbane	6 Mar
40.64	Northern Suburbs (T.Jackson,H.Reede,E.McCoy,H.Byron)	1	Sydney	12 Dec
40.66	Reebok (K.Hervin,R.Ballard,C.Kearney,P.Vassella)	2	Sydney	12 Dec
40.67	Victoria (A.Rowan,J.Veitch,S.Naylor,S.Brimacombe)	5	Brisbane	6 Mar
40.83	Oceania (S.Naylor,C.Stephenson,A.Douglas,T.Jackson)	1	Sydney	6 Sep
40.88	Victoria (A.Rowan,W.Rennie,A.Douglas,J.Coull)	1	Melbourne	25 Feb
40.90	Australian Junior Team (P.Chiodo,B.Skinner,D.Wohlsen,Shane McKensia)	2	Sydney	6 Sep
40.94	Tasmania	3	Hobart	17 Jan
4x200 METRES RELAY				
1.23.2m	Curtin	1	Perth	17 Jan
1.24.57	Reebok (K.Hervin,R.Ballard,C.Kearney,P.Vassella)	1	Sydney	13 Dec
1.24.65	Tiger West	2	Sydney	13 Dec
1.26.17	Northern Suburbs (T.Jackson,H.Reede,E.McCoy,H.Byron)	3	Sydney	13 Dec
1.26.68	Eastern Suburbs	4	Sydney	13 Dec
1.27.3m	Box Hill	1	Melbourne	19 Dec
1.27.6m	MUAC U/20	1	Melbourne	19 Dec
1.27.7m	Old Scotch U/20	2	Melbourne	19 Dec
1.27.99	Southern Suburbs	1	Brisbane	8 Nov
1.27.9m	Doncaster	2	Melbourne	19 Dec
1.28.14	University NSW	5	Sydney	13 Dec
1.28.74	Southern Suburbs U/20	1	Brisbane	8 Nov
1.29.0m	Williamstown	3	Melbourne	19 Dec
4x400 METRES RELAY				
3.02.84	National Team (J.Coull,D.Clark,J.Kougellis,A.Ryan)	1	Brisbane	7 Mar
3.06.62	Australia Gold	1	Hobart	17 Jan
3.06.96	Western Australia (D.Stack,B.Acres,K.Finn,D.Capobianco)	2	Brisbane	7 Mar
3.06.9m	Curtin	1	Perth	16 Jan
3.07.22	Oceania (A.Ryan,M.Joubert,M.Pillay,J.Hooker)	7	Havana	27 Sep
3.07.63	National Junior Team (S.Kingston,H.Pitpatrick,M.Moresi,D.Stack)	2h	Seoul	19 Sep
3.08.01	National Junior Team (S.Kingston,H.Pitpatrick,M.Moresi,D.Stack)	7	Seoul	20 Sep

3.08.78	Victoria (L.Miller,M.Ladbrook,R.Robinson,	3	Brisbane	7 Mar
3.09.10	NSW (J.Hooker,S.Atkin,M.Byron,S.Perry)	4	Brisbane	7 Mar
3.09.2m	Old Virgilians	1	Melbourne	12 Dec
3.09.32	Tasmania (G.McCarthy,T.Hollingsworth,J.White,S.Hollingsworth)	5	Brisbane	7 Mar
3.09.42	Australia Green	2	Hobart	17 Jan
3.11.49	Victoria U/20 (S.Kingston,P.Tobin,A.Steward,W.Moresi)	1	Brisbane	7 Mar
3.11.50	Eastern Suburbs (M.Murphy,J.Kougallis,R.Medlicott,	1	Sydney	12 Dec
3.11.85	Tiger West (S.Perry,D.Baker,J.Hooker,S.Atkin)	2	Sydney	12 Dec
3.12.1m	Glenhuntly	1	Melbourne	14 Mar
3.12.4m	Box Hill	2	Melbourne	14 Mar
3.12.68	Queensland (P.Bacon,S.Still,T.Allport,B.Young)	6	Brisbane	7 Mar

4x800 METRES RELAY

7.29.3m	Box Hill	1	Melbourne	19 Dec
7.35.1m	Waverley	2	Melbourne	19 Dec
7.35.9m	Wendouree	3	Melbourne	19 Dec
7.38.12	Southern Suburbs	1	Brisbane	8 Nov
7.38.76	Tiger West (G.Ritchie,D.Baker,	1	Sydney	13 Dec
7.40.59	University Queensland	2	Brisbane	8 Nov
7.41.71	Saucony Sutherland (J.Jeffery, Royan, Wendt,B.Marland)	2	Sydney	13 Dec
7.46.3m	Old Scotch	4	Melbourne	19 Dec
7.47.4m	St.Kevins	5	Melbourne	19 Dec
7.48.59	Eastern Suburbs	3	Sydney	13 Dec
7.50.78	Reebok	4	Sydney	13 Dec
7.51.7m	Ivanhoe	6	Melbourne	19 Dec
7.52.2	Deakin U/18	1	Melbourne	19 Dec
7.54.35	Wayne Harriers	3	Brisbane	8 Nov
7.55.0m	Doncaster U/18	2	Melbourne	19 Dec
7.55.84	Sydney University	5	Sydney	13 Dec

4x1,500 METRES RELAY

15.28.1m	Old Scotch (A.Lloyd	1	Melbourne	12 Dec
15.40.0m	St.Kevins	2	Melbourne	12 Dec
15.40.5m	Box Hill	3	Melbourne	12 Dec
15.48.50	Tiger West (G.Ritchie,T.Harlow,D.Rundle,C.James)	1	Sydney	12 Dec
16.07.87	CRB	2	Sydney	12 Dec
16.14.1m	Keilor-St.Bernards	4	Melbourne	12 Dec
16.19.9m	Box Hill No.2 Team	5	Melbourne	12 Dec
16.23.30	Southern Suburbs	1	Brisbane	7 Nov
16.24.41	Saucony Brats	3	Sydney	12 Dec
16.26.43	University Queensland	2	Brisbane	7 Nov

3,000 METRES WALK

11.16.38	Dave Smith	Q	24.7.55	1	Brisbane	28 Nov
11.22.44	Smith			1	Brisbane	14 Nov
11.31.8m	Steve Beecroft	V	14.3.71	1	Melbourne	21 Jan
11.35.8m	Andrew Jachno	V	13.4.62	4	Canberra	12 Jan
11.45.9m	Nick A'Hern	N	6.1.69	5	Canberra	12 Jan
11.48.0m	Beecroft			1	Melbourne	19 Nov

11.55.8m	Dion Russell	V	8.5.75	2	Melbourne	19 Nov
11.56.3m	Craig Brill	V	10.11.67	3	Melbourne	19 Nov
11.58.3m	Beecroft			1	Melbourne	3 Dec
11.59.1m	Russell			1	Melbourne	5 Nov
12.01.0m	Simon Baker	V	6.2.58	6	Canberra	12 Jan
12.07.0m	Paul Copeland	V	25.4.67	1	Melbourne	13 Mar
12.08.0m	Dario Wojcik	V	24.9.59	2	Melbourne	5 Nov
12.16.3m	Mark Donahoo	V	27.5.58	2	Melbourne	4 Feb
12.16.9m	Mark Thomas	V	23.12.62	3	Melbourne	4 Feb
12.22.8m	Greg Robertson	T	23.12.69	1	Hobart	28 Nov
12.25.0m	Ignacio Jimenez	Q	8.4.65	1	Brisbane	20 Feb
12.28.0m	Mike Harvey	V	5.12.62	4	Melbourne	5 Nov
12.28.0m	Mark Blackwood	V	25.11.77	1	Melbourne	23 Jan
12.29.1m	Anthony Miles	Q	30.11.71	1	Brisbane	4 Dec
12.29.9m	Jason Moore	Q	19.3.74	2	Brisbane	4 Dec
12.30.0m	Simon Robards	N	5.6.74	1	Sydney	21 Nov
12.36.8m	Shane Pearson	N	26.4.72	2	Sydney	7 Nov
12.37.9m	Rob McFadden	S	15.3.66	1	Adelaide	24 Mar
12.38.4m	Stephen Bourke	V	3.8.59	6	Melbourne	4 Feb
12.39.0m	Matt Robertson	T	11.3.74	2	Hobart	28 Nov
12.39.6m	Duane Cousins	V	13.7.73	5	Melbourne	5 Nov
12.42.3m	Grant Saunders	V	3.2.67	4	Melbourne	17 Oct
12.42.3m	Frank Bertel	V	19.3.66	8	Melbourne	4 Feb
12.43.6m	Bill Dyer	V	26.3.61	8	Melbourne	19 Nov
12.44.9m	Craig Jeffery	V	12.5.68	7	Melbourne	3 Dec
12.45.82	Dan Andrikis	A	14.5.74	2	Sydney	6 Sep
12.46.2m	Mark Coleman	V	18.10.73	5	Melbourne	21 Jan
12.46.3m	Brent Vallance	N	30.4.72	1	Sydney	13 Feb
12.50.6m	Dominic McGrath	V	4.6.72	6	Melbourne	5 Nov
12.50.9m	Darren Bown	S	30.6.74	1	Adelaide	25 Nov
12.52.5m	Chris Lockwood	V	17.8.64	10	Melbourne	4 Feb
12.52.9m	Ross Reid	V	4.6.54	11	Melbourne	4 Feb
12.53.0m	Paul Kennedy	V	3.4.57	1	Melbourne	23 Jan
12.53.7m	Duncan Knox	V	22.5.59	7	Melbourne	5 Nov
12.53.8m	Mark Dossetor	A	19.4.64	1	Canberra	21 Nov
12.56.50	Damian O'Mara	N	13.10.75	2	Sydney	20 Mar
12.56.9m	Craig Webb	N	3.6.72	3	Sydney	7 Nov
12.58.80	Jamie Werner	V	4.1.76	3	Melbourne	28 Feb
13.00.0m	Luke Collis	N	6.2.75	3	Sydney	21 Nov
13.00.0m	Travis Harbour	V	12.12.75	1	Melbourne	12 Jan

5,000 METRES WALK

18.58.7m	Nick A'Hern	N	6.1.69	1	Brisbane	6 Mar
19.17.4m	A'Hern			1	Canberra	12 Mar
19.19.6m	A'Hern			1	Melbourne	25 Feb
19.38.76	A'Hern			1	Adelaide	14 Feb
19.55.66	Steve Beecroft	V	14.3.71	2	Melbourne	25 Feb
20.09.9m	Dave Smith	Q	24.7.55	2	Brisbane	6 Mar
20.14.07	Simon Baker	V	6.2.58	2	Adelaide	14 Feb
20.18.3m	Beecroft			1	Melbourne	10 Dec
20.29.5m	Dion Russell	V	8.5.75	1	Melbourne	12 Nov
20.29.80	Beecroft			3	Adelaide	14 Feb
20.40.8m	Jason Moore	Q	19.3.74	1	Brisbane	12 Feb
20.44.7m	Craig Brill	V	10.11.67	2	Melbourne	12 Nov
20.46.8m	Paul Copeland	V	25.4.67	1	Melbourne	14 Jan
20.49.0m	Mark Thomas	V	23.12.62	2	Melbourne	26 Nov
20.56.2m	Paul Kennedy	V	3.4.57	4	Brisbane	6 Mar
21.00.5m	Anthony Miles	Q	30.11.71	1	Brisbane	18 Dec
21.07.6m	Mike Harvey	V	5.12.62	3	Melbourne	12 Nov
21.13.6m	Natt O'Donnell	N	18.11.74	5	Brisbane	6 Mar

21.22.7m	Mark Donahoo	V	27.5.58	2	Melbourne	28 Jan
21.24.48	Stephen Bourke	V	3.8.59	3	Melbourne	21 Feb
21.28.5m	Dario Wojcic	V	24.9.59	3	Melbourne	28 Jan
21.32.20	Dominic McGrath	V	4.6.72	4	Melbourne	21 Feb
21.33.02	Rob McFadden	S	15.3.66	5	Adelaide	14 Feb
21.34.39	Frank Bertel	V	19.3.66	5	Melbourne	21 Feb
21.35.0m	Duncan Knox	V	22.5.59	3	Melbourne	26 Nov
21.35.69	Greg Robertson	T	23.12.69	1	Hobart	27 Feb
21.39.8m	Ignacio Jiminez	Q	8.4.65	7	Brisbane	6 Mar
21.41.9m	Shane Pearson	N	26.4.72	1	Sydney	14 Nov
21.42.6m	Simon Robards	N	5.6.74	2	Sydney	14 Nov
21.45.4m	Craig Jeffery	V	12.5.68	5	Melbourne	26 Nov
21.46.1m	Duane Cousins	V	13.7.73	6	Melbourne	26 Nov
21.49.6m	Chris Lockwood	V	17.8.64	7	Melbourne	26 Nov
21.50.7m	Mark Coleman	V	18.10.73	8	Melbourne	26 Nov
21.57.2m	Bill Dyer	V	26.3.61	2	Melbourne	12 Nov
21.57.6m	Darren Bown	S	30.6.74	2	Adelaide	17 Feb
22.31.76	Ross Reid	V	4.6.54	8	Melbourne	21 Feb
22.35.3m	Ben Richardson	N	4.10.67	11	Brisbane	6 Mar
22.35.4m	Mark Dossetor	A	19.4.64	2	Canberra	12 Mar
22.36.8m	Darren Page	S	1.8.74	2	Adelaide	28 Mar
22.40.1m	Dan Andrikis	A	14.5.74	1	Tokyo	13 Sep
22.42.34	Travis Harbour	V	12.12.75	9	Melbourne	21 Feb
22.45.1m	Jamie Werner	V	4.1.76	2	Ballarat	31 Jan
22.46.6m	Paul Nunn	V	8.4.65	4	Melbourne	16 Feb
22.47.3m	Willi Sawall	V	7.11.41	3	Ballarat	31 Jan
22.47.4m	Peter Bennett	Q	11.11.55	3	Brisbane	18 Dec
22.51.6m	George White	S	8.6.45	2	Adelaide	28 Mar
22.52.75	Damien O'Wara	N	3.10.75	2	Sydney	21 Feb

10,000 METRES WALK

41.39.0m	Dave Smith	Q	24.7.55	1	Brisbane	3 Oct
41.55.17	Steve Beecroft	V	14.3.71	1	Melbourne	10 Jan
43.57.2m	Anthony Miles	Q	30.11.71	1	Brisbane	10 Jan
44.07.86	Dion Russell	V	8.5.75	2	Melbourne	10 Jan
44.15.0m	Greg Robertson	T	23.12.69	1	Hobart	20 Oct
44.20.10	Mark Thomas	V	23.12.62	3	Melbourne	10 Jan
44.44.48	Mark Donahoo	V	27.5.58	4	Melbourne	10 Jan
45.07.3m	Darren Bown	S	30.6.74	1	Adelaide	20 Feb
45.12.52	Duane Cousins	V	13.7.73	5	Melbourne	10 Jan
45.29.57	Daniel Andrikis	A	14.5.74	17	Seoul	16 Sep
45.38.29	Dominic McGrath	V	4.6.72	6	Melbourne	10 Jan
45.57.01	Duncan Knox	V	22.5.59	7	Melbourne	10 Jan

20KM WALK

1.21.34.1t	Andrew Jachno	V	13.4.62	4	Bergen	15 May
1.21.37.0	Jachno			2	Berlin	19 Apr
1.22.06.0	Nick A'Hern	N	6.1.69	9	La Coruna	6 Jun
1.23.09.0	Simon Baker	V	6.2.58	4	L'Hospitalet	10 May
1.24.32.0	Baker			2	Canberra	25 Jan
1.24.56.0	A'Hern			3	Canberra	25 Jan
1.25.41.0	Steve Beecroft	V	14.3.71	4	Canberra	25 Jan
1.28.37.0	Wike Harvey	V	5.12.62	1	Melbourne	2 Aug
1.28.44.0	Mark Donahoo	V	27.5.58	6	Canberra	25 Jan
1.29.07.0	Jachno			7	Canberra	25 Jan
1.29.20.0	Donahoo			1	Melbourne	15 Nov
1.29.28.0	Harvey			17	L'Hospitalet	10 May
1.29.34.0	Craig Brill	V	10.11.67	2	Melbourne	15 Nov
1.29.55.0	Craig Jeffery	V	12.5.68	1	Melbourne	26 Apr
1.30.04.0	Dave Smith	Q	24.7.55	8	Canberra	25 Jan

1.30.49.0	Rob McFadden	S	15.3.66	1	Sydney	30 Aug
1.33.36.0	Dan Andrikis	A	14.5.74	1	Melbourne	24 May
1.33.42.0	Dario Wojcic	V	24.9.59	1	Melbourne	6 Dec
1.34.48.0	Duane Cousins	V	13.7.73	2	Melbourne	2 Aug
1.34.51.0	Dominic McGrath	V	4.6.72	3	Melbourne	2 Aug
1.35.31.0	Chris Stratford	N	3.9.47	1	Gosford	13 Jun
1.35.35.0	Dion Russell	V	8.5.75	1	Melbourne	12 Jul
1.36.21.0	John Leydon	N	21.1.62	11	Sydney	30 Aug
1.36.32.0	Duncan Knox	V	22.5.59	10	Canberra	25 Jan
1.36.40.0	Frank Bertel	V	19.3.66	5	Melbourne	2 Aug
1.37.39.0	Stuart Walters	V	8.12.67	28	La Coruna	6 Jun
1.37.42.0	Keith Knox	N	15.9.50	5	Sydney	30 Aug
1.37.48.0	Grant Saunders	V	3.2.67	6	Melbourne	2 Aug
1.37.52.0	Ignacio Jiminez	Q	8.4.65	2	Brisbane	26 Apr
1.38.05.0	Darren Bown	S	30.6.74	1	Adelaide	20 Jun
1.38.10.0t	Bill Dyer	V	26.3.61	-	Melbourne	12 Sep
1.38.12.0	Shane Pearson	Q	26.4.72	3	Brisbane	26 Apr
1.39.29.0	George White	S	8.6.45	2	Salisbury	12 Jul
1.40.13.0	Stephen Bourke	V	3.8.59	7	Sydney	30 Aug
1.41.23.0	Mark Coleman	V	18.10.73	7	Melbourne	2 Aug
1.42.22.0	Craig Webb	N	3.6.72	3	Sydney	15 Aug
1.42.32.0	Rohan Best	T	24.2.73	3	Melbourne	24 May

30KM WALK

2.08.30.0	Simon Baker	V	6.2.58	5	San Giovanni	1 May
2.26.21.8	Dave Smith	Q	24.7.55	1	Brisbane	26 Apr
2.28.05.0	Rob McFadden	S	15.3.66	1	Adelaide	3 May
2.33.05.0	Craig Jeffery	V	12.5.68	1	Melbourne	16 Aug
2.33.25.1	Ignacio Jiminez	Q	8.4.65	2	Brisbane	26 Apr
2.34.26.0	Keith Knox	N	15.9.50	1	Sydney	Jul
2.36.58.0	Chris Stratford	N	3.9.47	2	Sydney	Jul
2.37.29.0	Bill Dyer	V	26.3.61	2	Melbourne	16 Aug
2.38.01.0	Dominic McGrath	V	4.6.72	3	Melbourne	16 Aug
2.41.54.5	Shane Pearson	Q	26.4.72	3	Brisbane	26 Apr

50KM WALK

4.05.08.0	Simon Baker	V	6.2.58	1	Melbourne	13 Dec
4.08.11.0	Baker			19	Barcelona	7 Aug
4.09.24.0	Mike Harvey	V	5.12.62	2	Melbourne	13 Dec
4.12.57.0	Willi Sawall	V	7.11.41	1	Melbourne	24 May
4.13.05.0	Craig Brill	V	10.11.67	3	Melbourne	13 Dec
4.13.58.0	Harvey			15	Dudinec	26 Apr
4.14.31.8t	Harvey			7	Bergen	16 May
4.18.38.0	Sawall			1	Melbourne	12 Jul
4.22.43.0	Mark Donahoo	V	27.5.58	4	Melbourne	13 Dec
4.43.12.0	Bill Dyer	V	26.3.61	5	Melbourne	13 Dec
4.43.47.0	Chris Lockwood	V	17.8.64	2	Melbourne	12 Jul
5.13.20.0	Murray Marker	S	27.1.38	1	Salisbury	12 Jul
5.13.15.0	Chris Stratford	N	3.9.47	1	Sydney	Jul
5.18.38.0	David Bryson	S	23.10.53	2	Salisbury	12 Jul

HIGH JUMP

2.35	Tim Forsyth	V	17.8.73	1	Canberra	25 Jan
2.34	Forsyth			1	Oslo	4 Jul
2.34	Forsyth			1	London	10 Jul
2.34	Forsyth			=3	Barcelona	2 Aug
2.31	Forsyth			2	Birmingham	28 Jun
2.31	Forsyth			2	Seoul	20 Sep
2.30	Forsyth			2	Nice	15 Jul
2.30	Forsyth			1	Sydney	23 Jan

2.30	Forsyth			1	Melbourne	20 Feb
2.30	Forsyth			1	Melbourne	21 Feb
2.30	Forsyth			1	Melbourne	25 Feb
2.28	David Anderson	W	8.12.65	3	Birmingham	28 Jun
2.26	Chris Anderson	W	6.4.68	1	Perth	27 Feb
2.25	Lochsley Thomson	N	20.8.73	1	Edinburgh	19 Jun
2.21	Jagan Hames	S	31.10.75	1	Brisbane	6 Mar
2.20	Michael Hawkey	V	6.11.66	1	Melbourne	10 Dec
2.17	Clayton Pugh	Q	26.6.75	9	Seoul	20 Sep
2.15	David Bay	V	23.3.70	6	Corby	21 Jun
2.15	Dan Wiseman	S	3.7.73	1	Adelaide	7 Nov
2.15	Nick Moroney	N	3.8.72	5	Sydney	23 Jan
2.15	David Frazer	V	3.2.74	2	Melbourne	28 Jan
2.15	Jarrad Pozzi	W	29.7.75	4	Perth	7 Feb
2.14	Mark Sills	Q	24.12.76	1	Perth	5 Dec
2.13	Ian Garrett	N	12.5.70	1	Sydney	14 Nov
2.11	Aldus Clarke	N	18.11.75	1	Sydney	9 May
2.11	Shannon Martin	N	21.9.75	2	Sydney	21 Mar
2.10	Michael Hanson	N	20.9.72	2	Sydney	30 Jan
2.10	Matthew Gamble	V	6.10.74	2	Brisbane	6 Mar
2.09	Aaron Dunn	V	25.6.75	1	Melbourne	26 Oct
2.08	Scott Ferrier	V		1	Melbourne	9 May
2.08	Glenn Morante	N	13.6.72	2	Sydney	19 Dec
2.07	Paul O'Brien	Q	29.7.75	1	Brisbane	24 Oct
2.07	Damien Mednis	Q	22.11.66	dec	Brisbane	16 Jan
2.06	Theo Kavieris	N	9.1.69	1	Sydney	28 Nov
2.06	Kevin Helbing	N	30.5.74	1	Narrabeen	2 May
2.06	Todd Apted	T	21.7.70	dec	Brisbane	8 Mar
2.05	Chehab Wahby	N		5	Sydney	6 Sep
2.05	Mark Hahn	Q	4.5.76	2	Perth	5 Dec
2.05	James Gallimore	N	25.2.77	3	Perth	5 Dec
2.05	Mark Lewis	W	18.2.74	1	Perth	28 Nov
2.05	Michael Dimunno	A	7.11.73	1	Canberra	28 Nov
2.05	Stuart McClure	V	17.12.70	2	Melbourne	14 Jan
2.05	Joel Truscott	Q	26.1.76	1	Brisbane	14 Feb
2.05	Matt Pilsell	S	9.5.77	2	Adelaide	13 Feb
2.05	Joe Fishburn	A	17.11.76	4	Sydney	21 Mar
2.03	John Deery	N	12.9.75	dec	Sydney	10 Jan
2.03	Peter Winter	V	17.1.71	1	Sydney	23 Jan
2.03	Shannon Craven	W	5.3.77	1	Perth	21 Feb
2.02	Cameron Jackson	N	6.8.75	5	Darwin	5 Apr
2.02	John Hoad	Q	26.9.73	1	Townsville	19 Apr
2.02	Simon Robinson	N	28.10.73	2	Sydney	9 May
2.02	Gavin Thompson	N	16.9.74	1	Tamworth	Aug
2.00	Troy Russell	Q	4.3.75	=2	Perth	6 Dec
2.00	Michael Heynen	S	28.8.69	2	Adelaide	19 Dec
2.00	Scott Darcy	V	.69	3	Melbourne	14 Jan
2.00	Michael Snare	A	6.5.72	1	Canberra	13 Feb
2.00	Michael Morgan	V	30.7.66	2	Canberra	13 Mar

POLR VAULT

5.72	Simon Arkell	S	1.7.66	1	Adelaide	14 Feb
5.65	Arkell			1	Perth	27 Feb
5.60	Arkell			1	Irvine	26 Apr
5.60	Arkell			6	Modesto	16 May
5.60	Arkell			4	Eugene	6 Jun
5.60	Arkell			7	London	10 Jul
5.60	Arkell			8	Gateshead	17 Jul
5.60	Arkell			1	Perth	30 Jan
5.60	Arkell			1	Melbourne	25 Feb

5.55		Arkell			3	Rheims	3 Jul
5.55		James Miller	W	4.6.74	1	Perth	7 Feb
5.52		Arkell			2	Portland	24 May
5.45		Adam Steinhardt	S	5.12.69	3	Modesto	16 May
5.40		Greg Balliday	S	4.9.72	1	Adelaide	27 Feb
5.30		Tim Foster	S	19.5.67	1	Rotherham	12 Jun
5.20		Mark Jeffery	W	29.4.70	2	Perth	21 Nov
5.20		Brett Styles	V	8.3.72	5	Melbourne	25 Feb
5.10		Adrian Barei	S	3.10.72	1	Adelaide	6 Feb
5.10		Aaron Gray	S	17.3.73	1	Adelaide	20 Feb
5.05		David Pfeiffer	V	10.3.70	1	Melbourne	28 Nov
4.90		Robert Hill	V	11.11.69	2	Melbourne	21 Feb
4.82		Matthew Pilsell	S	9.5.77	1	Adelaide	20 Feb
4.80		Damian O'Neill	V	25.4.66	3	Melbourne	5 Nov
4.80		Michael Beynen	S	28.8.69	1	Adelaide	28 Nov
4.80		Paul Jeffery	W	14.1.74	4	Perth	2 Jan
4.75		Peter Winter	V	17.1.71	4	Melbourne	21 Feb
4.75		Howard Arbutnot	Q	29.8.67	9	Brisbane	7 Mar
4.70		Warren Evans	Q	24.2.72	1	Brisbane	25 Oct
4.70		Mark Stewart	V	10.8.62	1	Melbourne	5 Dec
4.65		Gavin Vernon	N	6.4.59	1	Melbourne	24 Oct
4.60		Dean Smith	S	1.11.67	dec	Alhama	24 May
4.60		Chris Bradshaw	V	3.11.61	6	Melbourne	21 Feb
4.60		Les Kuorikoski	Q	16.3.74	dec	Brisbane	9 Mar
4.60		Matthew Broadhurst	S	20.7.71	1	Adelaide	13 Mar
4.50		Michael Smith	V	13.7.61	2	Melbourne	5 Dec
4.50		David Cardone	S	14.5.76	1	Perth	6 Dec
4.50		Scott Cutting	V	16.2.71	dec	Melbourne	10 Jan
4.50		Andrew Bernacki	S	29.1.76	2	Adelaide	20 Feb
4.50		Brendan Tennant	V	22.4.72	dec	Brisbane	9 Mar
4.45		Andrew Vearing	V	20.11.72	=1	Melbourne	7 Nov
4.45		David McKean	Q	28.5.75	2	Brisbane	18 Dec
4.40		Joe Crouch	V	8.12.75	4	Melbourne	12 Jan
4.40		Nick Milanovic	V	6.10.63	5	Melbourne	14 Jan
4.40		Todd Apted	T	21.7.70	dec	Hobart	14 Feb
4.40		Barton Leslie	S	6.5.71	4	Adelaide	21 Feb
4.40		Craig Schulstad	N	29.4.75	3	Sydney	20 Mar
4.35		James Fitzpatrick	T	11.7.77	1	Melbourne	12 Jan
4.32		Lee Brown	Q	31.3.72	2	Bundaberg	16 Aug
4.30		Sean Radi	N	14.7.70	2	Sydney	24 Oct
4.30		Julian Shurevetsky	V	3.1.69	=4	Melbourne	14 Nov
4.30		Grant Newey	N	27.11.68	1	Sydney	30 Jan
4.20		Andrew Seymour	V	7.7.74	1	Darwin	5 Apr
4.20		Reece Ordner	S	4.7.74	2	Darwin	5 Apr
4.20		Peter Kreitchet	N	21.7.71	3	Perth	30 Sep
4.20		Steve Rippon	W	5.7.66	1	Perth	25 Oct
4.20		Andrew Stewart	V	23.4.55	6	Melbourne	12 Jan
4.20		Nick Linthorne	W	9.7.63	5	Perth	2 Jan
4.20		James O'Brien	S	5.9.75	3	Adelaide	5 Feb
4.20		Steve Knott	T	9.9.59	1	Hobart	27 Feb
4.20		David Fairclough	N	16.11.75	5	Sydney	20 Mar
4.20		Gavin Williams	V	11.9.69	1	Melbourne	6 Feb
4.15		Jeremy McLachlan	Q	4.1.74		Brisbane	8 Nov
4.10		Jamie McKay	V	4.7.69	7	Melbourne	26 Nov
4.10		Paul Casey	Q	19.1.76	4	Perth	6 Dec

LONG JUMP

8.00	+0.6	David Culbert	V	17.3.67	qual	Barcelona	5 Aug
7.88		Jai Taurima	Q	26.6.72	1	Brisbane	3 Oct
7.85	-0.2	Culbert			1	Birmingham	27 Jun

7.84	+0.4	Culbert			2	Stockholm	2 Jul
7.81	+0.9	Culbert			2	Melbourne	25 Feb
7.77	+1.0	Taurima			1	Brisbane	11 Oct
7.74	+1.1	Taurima			-	Brisbane	7 Mar
7.73	+0.9	Culbert			3	London	10 Jul
7.73	-0.4	Culbert			11	Barcelona	6 Aug
7.72		Culbert			5	Bad Canstatt	5 Jul
7.65	-0.6	Ryan Moore	W	18.10.74	qual	Seoul	16 Sep
7.59	+1.8	Stacey Taurima	Q	27.10.73	7	Brisbane	7 Mar
7.56	+1.9	Shane Cassey	W	14.4.71	8	Brisbane	7 Mar
7.49	+1.0	Michael Morgan	V	30.7.66	qual	Brisbane	6 Mar
7.46		Justin Enkiewann	S	22.3.71	1	Adelaide	16 Jan
7.44	+0.4	Julian Manderson	Q	9.4.73	1	Brisbane	14 Feb
7.43	+0.8	Dean Smith	S	1.11.67	dec	Barcelona	5 Aug
7.43	+1.3	Chris Lawson	V	26.10.70	1	Canberra	25 Jan
7.41	+1.7	Peter Winter	V	17.1.71	dec	Brisbane	8 Mar
7.38		Tony Brideson	S	19.7.71	1	Adelaide	20 Jan
7.37		Clint Harvey	Q	23.6.68	2	Brisbane	21 Nov
7.35		Evan Zapris	V	30.6.72	1	Melbourne	23 Jan
7.34		Clint Lucas	S	18.6.75	3	Adelaide	14 Feb
7.33	-0.8	Darryl Wohlson	Q	6.3.73	3	Brisbane	5 Mar
7.32		Stefan Apodicasa	V	13.7.72	1	Melbourne	5 Dec
7.29	-0.3	Geoff Davies	N	20.8.74	1	Sydney	21 Feb
7.27		Leigh Stuart	V	2.1.71	1	Melbourne	23 Jan
7.26		Todd Apted	T	21.7.70	1	Hobart	27 Feb
7.23		Gabriel Qoro (Fiji)	S	22.11.70	1	Adelaide	6 Feb
7.22		Chris Knight	N	15.4.69	1	Sydney	31 Oct
7.21		Matthew McEwan	Q	16.10.71	dec	Brisbane	16 Jan
7.20		David Scott	N	25.5.72	1	Brisbane	25 Oct
7.19		Rod Mapstone	W	19.11.69	2	Seattle	16 May
7.18		Jason Jabielo	N	2.5.73	1	Sydney	9 Jan
7.15		Brad Jackson	N	10.11.74	2	Sydney	9 Jan
7.15		Brian Duval	Q	12.1.69	2	Brisbane	22 Jan
7.15		Chris Aston	S	31.1.72	1	Adelaide	27 Feb
7.14		Stephen Wayne	N	12.3.73	1	Sydney	13 Feb
7.14	+1.1	Greg Quirk	N	11.12.73	2	Sydney	21 Feb
7.12		Peter Banks	N	24.11.71	3	Sydney	6 Sep
7.12		Craig Furber	V	14.12.72	1	Melbourne	6 Feb
7.10		Steve Knott	T	9.9.59	1	Hobart	9 Jan
7.10	-0.8	Brendan Tennant	V	22.4.72	dec	Melbourne	8 Dec
7.09		Mark Sillis	Q	24.12.76	1	Brisbane	4 Oct
7.09		Matt Woodhouse	N	2.3.74	1	Sydney	16 Jan
7.09	+1.4	John Mackenzie	W	23.8.65	6	Perth	7 Feb
7.09	+1.4	Jamie Norton	V	8.10.75	1	Sydney	20 Mar
7.08		Mark Dick	T	8.5.73	1	Hobart	19 Dec
7.08		Andrew Cassin	V	27.12.71	1	Melbourne	5 Dec
7.07		Graham Richards	W	9.5.72	7	Perth	12 Dec
7.06		Warren Evans	Q	24.2.72	3	Brisbane	21 Nov
7.05		Tim Kyle	N	24.8.71	3	Sydney	9 Jan
7.05		Simon Jacotine	V	30.10.70	2	Melbourne	23 Jan
7.04		Peter Burge	Q	3.7.74	1	Brisbane	8 Nov
7.03		Scott Ferrier	V		1	Melbourne	9 May
7.03		Brett Vanderwyk	V	5.3.68	5	Melbourne	21 Feb
7.01		Jake Frankcom	Q	8.6.74	1	Slade Point	19 Sep
7.01		Justin Smith	Q	25.2.74	2	Slade Point	19 Sep
7.00		Mark Sandwell	W	23.3.76	2	Perth	23 Jan
wind-assisted							
7.85	+4.8	Michael Morgan	V	30.7.66	2	Brisbane	7 Mar
7.68	+3.6	Clint Harvey	Q	23.6.68	6	Brisbane	7 Mar
7.66	+3.5	Peter Winter	V	17.1.71	dec	Brisbane	8 Mar

7.60		Shane Cassey	W	14.4.71	1	Perth	13 Feb
7.57	+5.2	Tony Brideson	S	19.7.71	1	Perth	7 Feb
7.55	+3.0	Dean Smith	S	1.11.67	dec	Alhama	23 May
7.52		Rod Napstone	W	19.11.69	2	Perth	2 Jan
7.45		Chris Knight	N	15.4.69	1	Sydney	28 Nov
7.43		Peter Banks	N	24.11.71	2	Sydney	28 Nov
7.40		Graham Richards	W	9.5.72	3	Perth	21 Nov
7.37		Andrew Murphy	V	18.12.69	1	Edinburgh	4 Jul
7.33	+3.4	Geoff Davies	N	20.8.74	1	Perth	5 Dec
7.32		John Mackenzie	W	23.8.65	3	Perth	9 Jan
7.23		Rupert Sakora	A	21.3.75	1	Darwin	7 Apr

TRIPLE JUMP

16.26	+1.4	Andrew Murphy	V	18.12.69	4	Cottbus	12 Jun
16.19	+0.2	Peter Burge	Q	3.7.74	5	Seoul	19 Sep
16.14	+1.2	Murphy			1	Innsbruck	28 May
15.89		Ross Beanes	V	18.12.73	1	Melbourne	14 Jan
15.87	+0.9	Burge			1	Canberra	25 Jan
15.86	+0.5	Murphy			7	Havana	26 Sep
15.85		Burge			1	Brisbane	16 Jan
15.83	+0.5	Burge			-	Brisbane	6 Mar
15.82		Murphy			1	Edinburgh	3 Jul
15.81	+1.3	Burge			1	Brisbane	31 Jan
15.79	+1.5	Paul Simonsen	N	1.11.67	2	Canberra	25 Jan
15.62	+1.9	Leigh Stuart	V	2.1.71	1	Canberra	14 Mar
15.61	+1.2	Tony Brideson	S	19.7.71	2	Perth	7 Feb
15.53	-0.7	Jason Wight	W	20.7.75	qual	Seoul	18 Sep
15.50	+1.5	John Mackenzie	W	23.8.65	1	Perth	20 Feb
15.36	+0.6	Shane Cassey	W	14.4.71	6	Brisbane	6 Mar
15.23	+0.7	Simon Jacotine	V	30.10.70	7	Brisbane	6 Mar
15.18	+1.7	Tim Barnes	N	18.1.68	1	Sydney	20 Feb
15.02		Dwayne Heard	N	2.2.64	1	Sydney	7 Nov
14.69		Evan Sapris	V	30.6.72	1	Melbourne	30 Jan
14.69	+1.2	Mark Achermann	V	25.1.72	8	Brisbane	6 Mar
14.58	+1.8	Craig Willetts	N	17.9.73	3	Brisbane	7 Mar
14.48		Lachlan McIntosh	V	10.5.72	1	Ballarat	30 Jan
14.35	-1.0	Richard Pope	Q	26.2.75	1	Brisbane	28 Nov
14.34		Peter Butler	N	7.6.56	1	Sydney	11 Dec
14.30		Cain Sarah	V	8.8.74	1	Melbourne	16 Feb
14.28		Mark Dick	T	3.5.73	1	Hobart	28 Feb
14.22		Peter Banks	N	24.11.71	4	Sydney	6 Sep
14.22		Llanley Crowder	N	31.10.66	4	Sydney	21 Nov
14.19		Rupert Sakora	A	21.3.75	1	Darwin	9 Apr
14.17		Rodney Seib	Q	21.7.75	2	Brisbane	31 Oct
14.16		Stephen Blatchford	Q	11.6.74	3	Brisbane	31 Oct
14.15	+0.8	Tom Crago	S	3.1.76	3	Adelaide	14 Feb
14.14		Nick Roy	T	2.2.74	1	Launceston	6 Mar
14.13	+2.0	Andrew Faichney	V	18.2.76	-	Perth	6 Dec
14.07	+1.2	Achill Kelapouris	V	25.1.75	1	Melbourne	20 Feb
14.06	+1.0	Stacey Taurima	Q	27.10.73	2	Brisbane	28 Nov
14.05	+2.0	Chris Catto	V	5.5.76	2	Perth	6 Dec
14.05		Tom Hawthorne	T	5.12.75	1	Penguin	21 Feb
14.03		Kurt Rogers	S	.75	1	Adelaide	1 Nov
14.03	+1.0	Geoff Davies	N	20.8.74	2	Perth	4 Dec
14.02	+0.7	Shane Bair	W	24.10.75	3	Perth	4 Dec
wind-assisted							
15.76	+2.9	Leigh Stuart	V	2.1.71	2	Brisbane	6 Mar
15.49	+3.4	Ian van Roden	Q	2.5.66	5	Brisbane	6 Mar
15.28	+3.9	Simon Jacotine	V	30.10.70	7	Brisbane	6 Mar
15.02	+2.4	Dwayne Heard	N	2.2.64	2	Sydney	20 Feb

SHOT PUTT

19.23	John Minns	V	31.5.67	1	Canberra	23 Feb
19.07	Minns			1	Hobart	17 Jan
18.83	Minns			1	Canberra	25 Jan
18.51	Minns			1	Canberra	12 Jan
18.46	Minns			1	Canberra	6 Feb
18.32	Minns			1	Melbourne	25 Feb
18.22	Minns			1	Brisbane	6 Mar
18.08	Minns			1	Brisbane	31 Jan
18.08i	Minns			qual	Toronto	12 Mar
17.94	Craig Watson	T	27.11.66	1	Trowbridge	7 Jul
17.80	Watson			4	Cork	3 Jul
17.65	Werner Reiterer	V	27.1.68	1	Melbourne	20 Feb
17.48	John McManara	V	8.4.61	1	Melbourne	3 Dec
17.24	Jason Impey	N	26.2.71	3	Melbourne	25 Feb
16.73	Cole Larsen	S	8.4.61	1	Adelaide	12 Dec
16.40	Jacob Vujcic	N	8.8.73	1	Sydney	9 Jan
16.23	Peter Lonsdale	Q	29.6.65	1	Brisbane	14 Feb
16.19	Grant Edwards	N	17.9.62	2	Sydney	9 Jan
16.06	Joe Quigley	V	5.12.61	1	Melbourne	14 Mar
15.77	Chris Nastoris	N	8.2.73	1	Sydney	3 Jun
15.68	Wayne Martell	Q	17.7.64	2	Brisbane	14 Feb
15.64	Kevin Galea	Q	16.1.68	1	Slade Point	19 Sep
14.98	Angus Baldwin	N	9.1.72	5	Sydney	6 Feb
14.96	Chris Boccialatte	Q	21.1.74	2	Perth	29 Sep
14.71	Andrew May	V	29.11.67	1	Melbourne	10 Dec
14.70	Allister Davey	A	9.7.67	1	Canberra	20 Feb
14.68	John Hancy	W	24.6.60	1	Perth	12 Dec
14.65	Ryan Sadlier	N	15.1.74	1	Sydney	24 oct
14.63	Scott Young	V	19.3.72	3	Melbourne	10 Dec
14.61	Greg Mace	A	4.1.76	2	Brisbane	7 Mar
14.59	John Gorrard	W	21.9.71	3	Perth	29 Sep
14.58	Dean Smith	S	1.11.67	dec	Alhama	23 May
14.45	Gavin Ryland	T	2.11.75	1	Hobart	28 Feb
14.37	Dem. Dionisopoulos	W	28.4.71	1	Melbourne	16 Jan
14.32	Robert Robinson	N	7.4.57	1	Sydney	5 Mar
14.31	Chris Bell	N	13.10.72	2	Sydney	21 Nov
14.30	Sean Carlin	S	29.11.67	1	Adelaide	21 Feb
14.29	Yohan Ameresequera	V	29.9.72	2	Melbourne	6 Feb
14.23	Justin Anlerark	Q	14.8.77	3	Brisbane	10 Jan
14.20	Richard Fejer	V	21.3.61	1	Melbourne	12 Nov
14.18	Russell Short	V	7.5.69	4	Melbourne	10 Dec
14.16	Nick Batty	A	28.8.69	1	Canberra	19 Dec
14.09	Paul Carlin	S	5.10.70	2	Adelaide	21 Feb
14.05	Les Ruorikoski	Q	16.3.74	3	Brisbane	7 Mar
13.95	Robert Kropman	N	19.3.70	1	Sydney	26 Sep
13.92	Geoff Tyler	V	30.9.48	2	Melbourne	14 Feb
13.90	Nick Connell	V	8.1.66	1	Melbourne	14 Nov
13.88	Adam Coleman	N	4.12.74	4	Brisbane	7 Mar
13.83	Bill Moularadellis	S	1.6.73	1	Adelaide	24 Oct
13.80	Stephen Hall	V	6.8.63	3	Melbourne	14 Jan

DISCUS THROW

64.26	Werner Reiterer	V	27.1.68	1	Haringey	5 Jul
62.98	Reiterer			1	Brisbane	31 Jan
62.96	Reiterer			1	Rhede	12 Jul
62.60	Reiterer			1	Perth	7 Feb
62.20	Reiterer			qual	Barcelona	3 Aug
61.78	Reiterer			1	Birmingham	27 Jun

61.22	Reiterer			1	Bechtel	18 Jul
60.86	Reiterer			1	London	10 Jul
60.74	Reiterer			1	Edinburgh	3 Jul
60.74	Reiterer			1	Melbourne	14 Jan
60.72	Reiterer			1	Melbourne	21 Jan
60.62	Reiterer			1	Melbourne	12 Jan
57.20	John Hancy	W	24.6.60	1	Sydney	6 Sep
53.46	Peter Lonsdale	Q	29.6.65	1	Brisbane	13 Feb
53.04	Richard Fejer	V	21.3.61	1	Melbourne	28 Nov
52.96	Mark Henderson	Q	17.4.63	2	Brisbane	7 Mar
51.38	Stephen Dwight	N	16.11.71	1	Sydney	20 Feb
50.64	Joe Quigley	V	5.12.61	2	Melbourne	11 Feb
50.56	Alan Bray	Q	30.9.64	2	Brisbane	27 Feb
50.16	Ben Jaaniste	N	2.11.73	2	Sydney	6 Feb
49.98	Chris Boccolatte	Q	21.1.74	2	Brisbane	13 Feb
49.68	Scott Young	V	19.3.72	3	Melbourne	25 Feb
49.50	Ian Boller	Q	9.7.65	3	Brisbane	13 Feb
49.32	Chris Bell	N	13.10.72	2	Sydney	20 Feb
49.28	Jason Impey	N	26.2.71	5	Brisbane	7 Mar
48.86	Russell Devine (GB)	V	24.4.68	4	Melbourne	11 Feb
48.80	Guy Adamson	T	27.9.63	1	Launceston	6 Mar
48.56	Sean Carlin	S	29.11.67	1	Adelaide	20 Feb
48.14	Geoff Tyler	V	30.9.48	1	Melbourne	16 Jan
48.06	James Righland	W	2.6.65	2	Singapore	16 Aug
47.64	Wayne Martell	Q	17.7.64	2	Bundaberg	16 Aug
47.00	Yohan Ameresekera	V	29.9.72	2	Melbourne	6 Feb
46.42	Paul McNicholas	N	26.5.75	4	Sydney	20 Feb
45.98	Andrew Cameron	N	4.2.70	4	Sydney	6 Sep
45.80	Russell Short	V	7.5.69	4	Melbourne	26 Nov
45.40	Dean Smith	S	1.11.67	1	Canberra	21 Nov
45.20	Milton Valentine	A	26.4.53	2	Canberra	12 Jan
45.12	Paul Carlin	S	5.10.70	1	Adelaide	13 Mar
44.94	Matthew Horneman	V	10.5.65	6	Melbourne	21 Feb
44.80	Andrew May	V	29.11.67	6	Melbourne	11 Feb
44.74	Martin Harland	N	10.10.63	1	Sydney	23 Jan
44.42	Les Kuorikoski	Q	16.3.74	dec	Seoul	17 Sep
44.18	Stuart Rendell	A	30.6.72	2	Canberra	6 Feb
44.16	Nick Connell	V	8.1.66	1	Melbourne	8 Dec
44.02	Andrew Kohlrusch	N	8.10.65	5	Sydney	20 Feb
44.02	Asi Liaver	Q	2.12.74	12	Brisbane	7 Mar
43.96	Allister Davey	A	9.7.67	1	Canberra	13 Mar
43.38	Brent Lyons	V	25.4.74	1	Melbourne	14 Nov
43.32	Justin Anlesark	Q	14.8.77	7	Brisbane	14 Feb
43.04	Grant Edwards	N	17.9.62	5	Sydney	5 Dec
42.82	John McNamara	V	8.4.61	6	Melbourne	26 Nov
42.80	Darryl Forbes	V	20.6.72	8	Melbourne	11 Feb
42.70	Michael Morgan	V	30.7.66	1	Melbourne	24 Oct
42.48	Michael Kelly	W	24.12.73	1	Perth	28 Feb
42.36	Jorg Probst	N	20.4.69	3	Sydney	6 Feb
42.18	Chris Mastoris	N	8.2.73	2	Sydney	24 May

HAMMER THROW

77.12	Sean Carlin	S	29.11.67	1	Baringey	5 Jul
76.26	Carlin			3	Budapest	17 Jun
76.16	Carlin			8	Barcelona	2 Aug
75.90	Carlin			qual	Barcelona	1 Aug
75.66	Carlin			6	Nice	15 Jul
75.36	Carlin			1	Auckland	30 Jan
74.74	Carlin			1	Brisbane	6 Mar
74.60	Carlin			1	Birmingham	28 Jun

72.84	Carlin			1	Corby	21 Jun
72.54	Carlin			1	Adelaide	27 Feb
72.52	Carlin			1	Adelaide	6 Feb
72.40	Carlin			5	Helsinki	30 Jun
69.10	Paul Carlin	S	5.10.70	2	Adelaide	21 Feb
66.68	Phil Spivey	V	15.5.61	8	Havana	26 Sep
65.62	Peter Barevanis	V	5.10.67	2	Kandel	31 May
64.40	Russell Devine (GB)	V	24.4.68	1	Melbourne	4 Feb
63.22	Matthew Dwight	N	2.7.74	1	Canberra	25 Jan
61.78	Joe Quigley	V	5.12.61	1	Melbourne	13 Mar
61.34	Justin McDonald	T	28.7.73	1	Hobart	13 Feb
60.20	Dem. Dionisopoulos	W	28.4.71	5	Adelaide	14 Feb
59.66	Stuart Rendell	A	30.6.72	3	Canberra	25 Jan
59.56	David Allen (GB)	S	17.10.70	3	Adelaide	21 Feb
59.24	Christian Codila	V	7.7.74	2	Dallas	27 Mar
58.68	Hans Lots	V	1.11.47	1	Melbourne	13 Feb
57.74	Craig Watson	T	27.11.66	9	Corby	21 Jun
56.72	Mason Keane	N	9.12.72	2	Sydney	19 Dec
56.32	Grant Dunt	V	29.4.71	2	Melbourne	10 Dec
55.90	Ross Maxwell	V	29.9.71	2	Melbourne	26 Nov
55.00	Michael Kelly	W	24.12.73	1	Perth	21 Nov
54.70	Grant Edwards	N	17.9.62	4	Sydney	20 Feb
54.38	Brad Monk	Q	26.12.63	1	Brisbane	12 Feb
54.06	Andrew May	V	29.11.67	1	Melbourne	13 Jan
52.52	Stephen Dwight	N	16.11.71	2	Sydney	14 Nov
51.38	Stephen Hall	V	6.8.63	4	Melbourne	3 Dec
50.90	James Highland	W	2.6.65	3	Singapore	15 Aug
50.16	Gus Puopolo	V	18.8.48	5	Melbourne	3 Dec
49.76	Matthew Albion	Q	31.3.74	2	Brisbane	12 Feb
48.80	Mark Spivey	V	15.5.61	4	Iffley Road	29 Jun
48.00	Roger Glass	V	21.3.50	1	Melbourne	14 Nov
47.45	Darren Conduit	V	3.12.72	1	Ballarat	9 Feb
46.98	Khan Sharp	V	29.6.65	5	Melbourne	28 Jan
46.86	Martin Harland	N	10.10.63	2	Canberra	6 Feb
46.68	Nick Hughes	S	5.2.74	1	Adelaide	24 Oct
46.00	Phillip Blucher	N	26.3.74	3	Sydney	13 Feb
45.90	Ian McLeod	N	.65	3	Narrabeen	23 May
45.60	Matthew Horneman	V	10.5.65	8	Melbourne	21 Jan
45.46	Hayden Knowles	N	17.8.77	3	Brisbane	7 Mar

JAVELIN THROW

78.40	Andrew Currey	N	7.2.71	1	Brisbane	6 Mar
78.20	Currey			1	Canberra	13 Mar
76.50	Murray Keen	W	17.5.65	1	Perth	7 Feb
76.40	Currey			1	Sydney	24 Jan
75.36	Currey			1	Tasworth	29 Nov
74.88	Currey			1	Canberra	25 Jan
74.66	Currey			1	Adelaide	14 Feb
73.80	James Highland	W	2.6.65	1	Kuala Lumpur	Aug
72.56	Cameron Graham	V	8.5.71	1	Melbourne	14 Mar
72.32	Keen			2	Brisbane	6 Mar
72.24	Currey			1	Sydney	20 Feb
71.34	Keen			2	Adelaide	14 Feb
71.08	Adrian Hatcher	V	6.5.70	1	Ballarat	31 Jan
68.80	Nick Batty	A	28.8.69	4	Brisbane	6 Mar
68.40	Shane Wylie	Q	30.4.76	1	Brisbane	5 Mar
68.00	Brendan Tennant	V	22.4.72	3	Melbourne	25 Feb
67.54	Piero Sacchetta	V	3.4.67	1	Melbourne	28 Nov
65.80	Andrew Coombe	V	17.6.70	2	Melbourne	10 Dec
65.42	Anthony Shield	Q	16.11.67	1	Brisbane	14 Feb

65.14	Alan Dashwood	Q	19.11.60	2	Rio de Janeiro	22 May
65.14	Scott Thomson	Q	7.8.74	2	Sydney	6 Sep
65.10	Wayne Martell	Q	17.7.64	2	Brisbane	14 Feb
64.44	Steve Lawson	W	29.1.70	1	Perth	30 Sep
62.82	David Banfield	V	9.8.66	2	Melbourne	26 Nov
62.80	Rod McCafferty	T	26.10.62	1	Launceston	18 Oct
62.58	Dean Smith	S	1.11.67	dec	Alhama	24 May
62.10	Paul Jeffery	W	14.1.74	dec	Canberra	31 Jan
62.04	Joe Isaacs	N	15.10.74	1	Canberra	13 Mar
61.84	Tim O'Sullivan	N	9.3.70	2	Sydney	20 Feb
61.82	Dean Streeter	W	16.6.65	1	Perth	28 Feb
61.80	Warwick Purrey	N	8.8.75	-	Sydney	19 Dec
61.20	Ian Swarbrick	Q	21.2.73	1	Townsville	19 Apr
60.98	Nick Baltas	V	26.2.70	4	Melbourne	10 Dec
60.76	Travis Peter	S	20.5.74	2	Brisbane	5 Mar
60.72	Ben Hodgson	S	8.4.66	1	Adelaide	5 Dec
60.66	Richard Brockett	Q	24.5.75	mul	Brisbane	6 Sep
60.62	Adam Read	S	.71	1	Adelaide	27 Mar
60.34	Gavin Ryland	T	2.11.75	2	Hobart	28 Feb
60.18	Wayne Visser	V	2.7.74	1	Melbourne	1 Nov
60.00	Peter Dohnt	S	2.11.63	2	Adelaide	16 Jan
59.82	Grant Newey	N	27.11.68	2	Sydney	31 Oct
59.76	Martin Saunders	N	7.2.72	3	Sydney	20 Feb
59.64	Todd Apted	T	21.7.70	1	Launceston	31 Oct
59.14	Bruce Dengate	N	8.3.60	4	Sydney	20 Feb
59.02	George Mitsiou	V	26.3.73	5	Melbourne	10 Dec
58.82	Les Kuorikoski	Q	16.3.74	2	Bundaberg	16 Aug
58.48	Craig McIntosh	N	11.1.68	2	Sydney	17 Oct
58.06	Michael Moralee	Q	1.1.75	3	Brisbane	7 Mar
58.00	Grant Hay	T	14.9.73	2	Hobart	27 Feb

DECATHLON

7,888	Dean Smith	S	1.11.67	5	Alhama	24 May
	(10.87,7.55m,14.58m,1.82m,49.65,15.18,45.08m,4.60m,62.58m,4.44.88)					
7,703	Smith			19	Barcelona	6 Aug
	(10.97,7.43m,13.67m,1.91m,50.06,15.29,42.54m,4.50m,60.52m,4.46.83)					
7,600	Peter Winter	V	17.1.71	1	Brisbane	9 Mar
	(10.92,7.66m,11.97m,2.03m,48.88,14.58,35.56m,4.50m,55.84m,5.04.66)					
7,459	Brendan Tennant	V	22.4.72	2	Brisbane	9 Mar
	(11.18,7.10m,12.72m,1.88m,49.86,15.41,41.48m,4.50m,62.92m,4.53.93)					
7,445	Winter			1	Melbourne	10 Jan
	(11.06,7.07m,12.13m,1.99m,48.54,15.14,37.60m,4.50m,51.22m,4.43.06)					
7,433w	Paul Jeffery	W	14.1.74	3	Brisbane	9 Mar
	(10.99,7.17m,11.75m,1.82m,48.93,15.73,37.92m,4.60m,59.70m,4.35.71)					
7,322	Jeffery			1	Canberra	31 Jan
	(11.01,6.71m,11.85m,1.80m,48.70,15.85,36.16m,4.60m,62.10m,4.33.43)					
7,280	Les Kuorikoski	Q	16.3.74	4	Seoul	17 Sep
	(11.09,6.63m,13.33m,1.88m,49.87,15.89,44.42m,3.90m,56.30m,4.31.42)					
7,276	Tennant			2	Melbourne	10 Jan
	(11.24,7.02m,13.30m,1.87m,49.97,15.84,38.10m,4.20m,61.38m,4.44.52)					
7,249	Tennant			2	Canberra	31 Jan
	(11.26,6.71m,12.64m,1.86m,50.60,50.80,41.12m,4.40m,66.56m,4.56.90)					
7,199	Jeffery			3	Melbourne	10 Jan
	(11.23,6.76m,11.37m,1.81m,49.35,16.09,37.18m,4.60m,60.70m,4.34.53)					
7,091	Warren Evans	Q	24.2.72	4	Brisbane	9 Mar
	(11.00,7.01m,12.55m,1.88m,50.51,15.73,40.46m,4.30m,58.04m,5.21.86)					
7,064	Chris Bradshaw	V	3.11.61	5	Brisbane	9 Mar
	(11.57,6.61m,11.71m,1.91m,50.79,15.75,36.04m,4.60m,53.54m,4.31.48)					
6,832	Todd Apted	T	21.7.70	6	Brisbane	9 Mar
	(11.63,7.21m,10.99m,2.06m,52.30,15.82,34.24m,4.10m,55.90m,5.09.78)					

6,807	Nick Foley	V	19.6.69	7	Brisbane	9 Mar
					(11.25,6.79m,12.06m,1.91m,51.45,16.49,37.50m,3.90m,45.78m,4.29.73)	
6,664	Damien Mednis	Q	22.11.66	2	Brisbane	17 Jan
					(11.3,6.39m,10.87m,2.07m,50.0,16.2,36.62m,3.70m,49.58m,4.47.1)	
6,608	Tim Barbour	S	13.1.67	7	Brisbane	9 Mar
					(11.28,6.32m,11.02m,1.91m,49.66,16.10,37.32m,4.10m,54.66m,5.26.50)	
6,574	Matthew McEwan	Q	16.10.71	3	Brisbane	17 Jan
					(11.0,7.21m,12.50m,1.92m,50.5,16.9,30.96m,3.80m,43.42m,4.52.7)	
6,537	Greg Quirk	N	11.12.73	1	Sydney	10 Jan
					(11.37,6.90m,12.51m,1.88m,50.77,17.53,37.10m,3.00m,47.62m,4.26.38)	
6,491	Dale Van Haren	N	27.2.66	1	Sydney	10 Jan
					(11.99,6.45m,11.14m,1.91m,52.13,16.18,35.60m,3.80m,50.54m,4.35.67)	
6,344	Grant Newey	N	27.11.68	2	Sydney	10 Jan
					(11.64,6.30m,12.57m,1.82m,50.70,18.06,34.46m,3.60m,57.44m,4.59.65)	
6,308	Stuart Maxwell	T	23.4.74	2	Brisbane	9 Mar
					(11.49,6.33m,13.00m,1.79m,51.25,15.51,36.24m,3.10m,52.10m,5.15.94)	
6,272	Andrew Kohirusch	N	8.10.65	3	Sydney	10 Jan
					(11.67,6.34m,11.93m,1.76m,52.46,16.50,42.46m,3.80m,51.04m,5.22.72)	
6,210	Dwayne Kirkby	T	8.1.69	2	Hobart	14 Feb
					(12.06,6.22m,11.84m,1.86m,53.24,16.40,32.56m,3.70m,43.92m,4.47.36)	
6,182	Nick Milanovic	V	6.10.63	6	Melbourne	10 Jan
					(12.08,6.39m,11.97m,1.75m,54.80,16.35,37.58m,4.30m,48.46m,5.10.89)	
6,109	Mike Fotheringham	N	4.10.71	4	Canberra	31 Jan
					(11.28,6.77m,10.93m,1.80m,51.44,16.07,32.92m,3.20m,45.96m,5.19.99)	
5,969	Mark Eisenwenger	Q	28.4.74	2	Brisbane	17 Jan
5,953	Justin Hanrahan	V	12.12.69	7	Melbourne	10 Jan
5,874	Anthony New	N	15.3.72	4	Sydney	10 Jan
5,835	Scott Cutting	V	16.2.71	8	Melbourne	10 Jan
5,804	Tony Donald	T	4.1.66	3	Hobart	14 Feb
5,745	Scott Penrose	N	17.5.74	2	Sydney	10 Jan
5,733	James Driver	N	25.12.73	1	Canberra	31 Jan
5,640	Sean Radi	N	14.7.70	5	Sydney	10 Jan
5,579	Andrew Donald	T	28.3.69	3	Hobart	14 Feb
5,547	Stephen McCann	N		6	Sydney	10 Jan

WOMEN

100 YARDS

10.62	+0.5	Cathy Freeman	V	16.2.73	1	Hobart	17 Jan
10.92	+0.5	Jodi Lambert	W	1.9.70	2	Hobart	17 Jan

100 METRES

11.22	+1.1	Melinda Gainsford	N	1.10.71	1	Melbourne	25 Feb
11.38	+0.2	Gainsford			1	Birmingham	27 Jun
11.40	-0.4	Gainsford			1h	Brisbane	5 Mar
11.43	+0.2	Kerry Johnson	Q	23.10.63	2	Birmingham	27 Jun
11.43	+0.1	Cathy Freeman	V	16.2.73	1	Adelaide	14 Feb
11.46	+1.7	Johnson			1h	Stoke	13 Jun
11.48	+0.1	Gainsford			2	Adelaide	14 Feb
11.49	+0.2	Gainsford			3h	Birmingham	27 Jun
11.50	+0.2	Johnson			1s	Birmingham	27 Jun
11.51	+1.1	Jane Ovenden	W	24.8.72	3	Melbourne	25 Feb
11.53	+1.1	Gainsford			4	Havana	26 Sep
11.54	+1.0	Johnson			1	Stoke	13 Jun
11.62	+1.1	Damayant.Darsha(SL	V		4	Melbourne	25 Feb
11.63	+0.2	Mon.Dunstan-Miers	Q	28.10.70	4s	Birmingham	27 Jun
11.64	+0.2	Kathy Sambell	S	16.1.63	7	Birmingham	27 Jun
11.64	+1.1	Brigitte Mullen	Q	12.6.66	5	Melbourne	25 Feb
11.65	+0.1	Jane Fleming	A	14.4.65	3	Adelaide	14 Feb
11.76	-0.1	Melissa Moore	N	7.6.68	7	London	10 Jul
11.77	+1.8	Ananda Cooper	N	30.9.76	1h	Sydney	20 Mar

11.77	-0.4	Tania Van Heer	S	30.12.70	2s	Brisbane	5 Mar
11.6m		Melissa Mackie	A	8.5.72	1	Canberra	27 Feb
11.90	+1.9	Fiona Blair	N	24.9.73	5g	Seoul	16 Sep
11.91	+0.9	Jodi Lambert	W	1.9.70	2	Singapore	15 Aug
11.92	-0.7	Bindi Coon-Chew	Q	5.3.75	1	Brisbane	31 Oct
11.93	+1.4	Tamsyn Lewis	V	20.7.78	1	Perth	6 Dec
11.7m		Lee Maylor	V	26.1.71	1	Melbourne	27 Aug
11.7m		Rachel Baker	A	30.9.68	2	Canberra	27 Feb
11.96	+1.0	Catherine Border	N	8.1.77	2	Sydney	20 Mar
11.97	+1.4	Lauren Hewitt	V	25.11.78	1h	Sydney	20 Mar
11.98	-0.8	Kylie Hanigan	N	18.11.71	1	Sydney	9 Jan
11.98	+0.7	Nicole Vassella	N	12.6.69	2h	Sydney	20 Feb
12.00	+1.8	Rachael Rogers(Pij)	Q	16.7.75	2h	Sydney	20 Mar
12.02	-0.2	Sonia Willis	N	12.4.77	1h	Perth	4 Dec
12.02	+1.0	Rachael Massey	N	23.3.76	4	Sydney	20 Mar
12.03	-0.8	Esther Paolo	W	18.7.67	2	Sydney	6 Sep
12.04	-0.8	Veronica Lee	N	17.6.70	4h	Brisbane	5 Mar
12.06	+0.9	Colinda Parrar	N	5.8.75	1	Sydney	10 Oct
12.11	+1.7	Natalee Barwick	T	14.12.73	1h	Brisbane	7 Mar
12.12	+1.5	Vacise Tavaga (Fij)	Q	16.11.73	1	Brisbane	28 Nov
12.12	+1.8	Anne Deller	V	31.1.74	4h	Brisbane	7 Mar
12.13	-0.8	Diane Ainsworth	N	28.10.63	3	Sydney	9 Jan
12.13	+1.8	Donna Collins	N	21.10.73	2	Sydney	21 Feb
12.13	+1.5	Catherine Kennedy	N	31.1.76	1	Sydney	16 Jan
12.14	+1.1	Danielle Perpoli	V	7.3.68	7	Melbourne	25 Feb
11.9m		Melissa Foot	V	9.6.75	1s	Darwin	9 Apr
11.9m		Rebecca Campbell	W	23.1.76	1	Perth	Sep
11.9m	+1.3	Shokur Monshisada	A	7.7.77	1	Canberra	28 Nov
11.9m		Rebecca Voraister	N	9.3.74	3	Canberra	27 Feb
11.9m		Jan Savage	V	17.1.60	1	Melbourne	13 Mar
12.15		Nicole Boegman	N	5.3.67	3h	London	13 Jun
12.15	+1.1	Elly Hutton	V	2.6.76	6	Melbourne	25 Feb
12.16	-0.5	Rachel Guest	T	19.1.77	1	Hobart	21 Nov
12.17	-1.8	Natasha Stenberg	N	17.2.71	2	Sydney	19 Dec
12.17	+1.8	Melindy Smith	NT	11.11.75	3h	Sydney	20 Mar
12.20	+0.2	Nioka Gray	N	30.4.73	2	Sydney	17 Oct
12.22	+1.8	Sandy Bowen	V	12.2.76	4	Sydney	20 Mar
12.23	+1.7	Donna Adamson	V	20.11.74	4h	Brisbane	7 Mar
12.23	+1.7	Kelly Perkins	S	30.8.74	5h	Brisbane	7 Mar
12.23	+1.8	Nicole Linabury	N	6.6.76	5h	Sydney	20 Mar
12.24	+1.5	Donna Jones	N	25.5.78	2h	Sydney	20 Mar
wind-assisted							
11.15	+4.4	Melinda Gainsford	N	1.10.71	1h	Sydney	20 Feb
11.50	+2.2	Jane Fleming	A	14.4.65	2	Sydney	20 Feb
11.57	+5.2	Melissa Moore	N	7.6.68	2	Corby	21 Jun
11.64	+2.4	Tania Van Beer	S	30.12.70	3	Brisbane	6 Mar
11.68	+4.4	Diane Ainsworth	N	28.10.63	2h	Sydney	20 Feb
11.71	+2.2	Veronica Lee	N	17.6.60	3	Sydney	20 Feb
11.80	+2.2	Nicole Vassella	N	12.6.69	4	Sydney	20 Feb
11.6m	+3.4	Jodi Lambert	W	1.9.70	1	Perth	28 Nov
200 METRES							
22.49	+0.7	Melinda Gainsford	N	1.10.71	1	Brisbane	7 Mar
22.54	+0.3	Cathy Freeman	V	16.2.73	1	Melbourne	25 Feb
22.62	+0.4	Freeman			1	Sydney	23 Jan
22.66	+0.3	Gainsford			2	Melbourne	25 Feb
22.67	+0.7	Freeman			2	Brisbane	7 Mar
22.72	+2.0	Gainsford			1	Sydney	21 Feb
22.73	+0.8	Gainsford			1	Adelaide	14 Feb
22.73	+0.8	Freeman			2	Adelaide	14 Feb

22.73i		Gainsford		2	Toronto	14 Mar	
22.83i		Gainsford		1s	Toronto	13 Mar	
22.93	-1.5	Freeman		1	Canberra	25 Jan	
22.93	-0.2	Gainsford		1	Sydney	6 Feb	
23.22	-0.2	Melissa Moore	N	7.6.68	2	Birmingham	28 Jun
23.49	+0.4	Kylie Hanigan	N	18.11.71	3	Sydney	23 Jan
23.56	+1.2	Tania Van Heer	S	30.12.70	1	Sydney	23 Jan
23.68	+0.3	Renee Poetschka	W	1.5.71	4	Melbourne	25 Feb
23.74	+2.0	Maree Holland	N	25.7.63	2	Sydney	21 Feb
23.76	+0.3	Brigitte Mullen	Q	12.6.66	5	Melbourne	25 Feb
23.80	+0.3	Damayanthi Darsha	V	6	6	Melbourne	25 Feb
23.86	+1.9	Michelle Lock	Q	29.3.67	6	Stoke	14 Jun
23.93	+1.7	Jane Flewning	A	14.4.65	Hep	Brisbane	8 Mar
24.01	+0.8	Nioka Gray	N	30.4.73	1	Sydney	24 Oct
24.04	+1.2	Amanda Cooper	N	30.9.76	3	Sydney	23 Jan
24.05	+0.8	Colinda Farrar	N	5.8.75	2	Sydney	24 Oct
24.05	+1.2	Jane Ovenden	W	24.8.72	4	Sydney	23 Jan
24.07	+0.7	Jodi Lambert	W	1.9.70	5	Brisbane	7 Mar
24.11	+1.1	Bindi Goon-Chew	Q	5.3.75	1	Brisbane	1 Oct
24.13	-5.2	Kathy Sambell	S	16.1.63	5	London	5 Jul
23.9m		Lee Naylor	V	26.1.71	1	Melbourne	27 Aug
24.0m	-1.1	Melissa Mackie	A	8.5.72	mix	Canberra	19 Dec
24.29	+2.0	Vaciseva Tavaga(F)	Q	16.11.73	2	Brisbane	28 Nov
24.29	+2.0	Natasha Stenberg	N	17.2.71	3	Sydney	21 Feb
24.35	+1.0	Donna Adamson	V	20.11.74	2	Brisbane	6 Mar
24.43	-1.9	Tamsyn Lewis	V	20.7.78	1	Sydney	21 Mar
24.51		Kathy Davis	N	28.8.68	2	Canberra	3 Feb
24.52	+1.9	Gail Luke	T	25.5.63	2	Stoke	14 Jun
24.58	+1.2	Sharon Cripps	Q	29.6.77	1	Brisbane	31 Oct
24.59	-2.4	Mon.Dunstan-Miers	Q	28.10.70	3	Edinburgh	3 Jul
24.60	0.0	Sonia Willis	N	12.4.77	2	Sydney	21 Nov
24.4m		Jan Savage	V	17.1.60	1	Melbourne	14 Mar
24.67	+2.0	Nicole Vassella	N	12.6.69	6	Sydney	21 Feb
24.69	+1.0	Rachael Rogers(Fij)	Q	16.7.75	4	Brisbane	6 Mar
24.70		Sharon Jaklofsky	Q	30.9.68	hep	Austin	3 Jun
24.71	+2.0	Sophie Scamps	N	15.3.71	7	Sydney	21 Feb
24.74	+1.0	Rebecca Vorwister	N	9.3.74	5	Brisbane	6 Mar
24.5m	+1.8	Danielle Perpoli	V	7.3.68		Rome	13 Aug
24.5m	-1.0	Natalee St.Jack	W	29.12.76	1h	Perth	27 Feb
24.76	-0.2	Diane Ainsworth	N	28.10.63	4	Sydney	6 Feb
24.79	-0.2	Catherine Horder	N	8.1.77	1h	Sydney	21 Feb
24.79	-0.1	Rachael Massey	N	23.3.76	3	Sydney	21 Feb
24.80	-2.1	Lauren Hewitt	V	25.11.78	2	Melbourne	27 Feb
24.6m		Elly Hutton	V	2.6.76	3	Darwin	10 Apr
24.6m		Georgina Hale	V	24.3.63	2	Melbourne	14 Mar
24.85	+1.0	Anne Deller	V	31.1.74	7	Brisbane	6 Mar
24.86	-2.3	Rachel Hale-Jay	N	26.1.73	2	Sydney	6 Sep
24.88	+0.5	Rachel Robson	N	30.7.75	1	Sydney	12 Sep
24.95		Nicole Apps	N	7.2.76	1	Canberra	6 Feb
24.97	+1.2	Lisa Lord	N	11.5.70	7	Sydney	23 Jan
wind-assisted							
23.4m	+2.3	Brigitte Mullen	Q	12.6.66	1	Brisbane	20 Feb
23.7m	+3.2	Jodi Lambert	W	1.9.70	2	Perth	9 Jan
23.9m	+3.1	Esther Paolo	W	18.7.67	1	Perth	21 Nov
400 METRES							
50.78		Michelle Lock	Q	29.3.67	7s	Barcelona	3 Aug
50.87		Lock			2	Lindau	18 Jul
51.00		Renee Poetschka	W	1.5.71	1	Brisbane	6 Mar
51.14		Cathy Freeman	V	16.2.73	1	Birmingham	28 Jun

51.19	Lock			2	Birmingham	28 Jun
51.40	Lock			1h	Birmingham	27 Jun
51.41	Poetschka			1	London	10 Jul
51.41	Poetschka			4	Gateshead	17 Jul
51.52	Freeman			5g	Barcelona	2 Aug
51.66	Poetschka			3	Helsinki	30 Jun
51.6m	Sharon Stewart	V	17.8.65	1	Cork	3 Jul
51.70	Freeman			3	Oslo	4 Jul
51.71	Lock			4q	Barcelona	2 Aug
52.26	Susan Andrews	T	26.1.71	5	Birmingham	28 Jun
52.26	Kylie Hanigan	N	18.11.71	1	Canberra	25 Jan
52.54	Lee Maylor	V	26.1.71	1h	Birmingham	27 Jun
52.52	Waree Holland	N	25.7.63	5	Brisbane	6 Mar
53.42	Brigitte Mullen	Q	12.6.66	1	Brisbane	13 Feb
53.57	Rebecca Campbell	W	23.1.76	1	Brisbane	7 Mar
54.08	Sophie Soaps	N	15.3.71	4	Canberra	25 Jan
54.10	Melissa Mackie	A	8.5.72	6	Brisbane	6 Mar
54.2m	Sandra Dawson	Q	2.11.70	1	Brisbane	20 Feb
54.30	Donna Adamson	V	20.11.74	1	Melbourne	20 Feb
54.39	Natasha Stenberg	N	17.2.71	1	Sydney	12 Dec
54.57	Gail Luke	T	25.5.63	1	Adelaide	20 Feb
54.78	Rachel Hale-Jay	N	26.1.73	3h	Seoul	16 Sep
54.84	Tamsyn Lewis	V	20.7.78	1	Sydney	20 Mar
54.8m	Kelly Pash	W	3.2.67	2	Perth	13 Feb
54.89	Kathy Davis	N	28.8.68	3h	Sydney	20 Feb
54.95	Wendy Old	S	24.6.60	1	Adelaide	12 Dec
54.99	Tania Van Heer	S	30.12.70	2	Adelaide	12 Dec
55.0m	Danielle Perpoli	V	7.3.68		Rome	27 Aug
55.17	Fiona McCarthy	N	24.9.72	2	Sydney	19 Dec
55.30	Amy Pedersen	W	22.11.73	3	Sydney	6 Sep
55.33	Kim Mankivell	S	21.10.76	1h	Sydney	20 Mar
55.37	Nioka Gray	N	30.4.73	3	Brisbane	7 Mar
55.3m	Lauren Poetschka	W	22.10.74	1	Perth	20 Feb
55.44	Melanie Collins	N	28.10.67	2h	Sydney	20 Feb
55.5m	Jenny Walker	A	7.5.68	1	Canberra	12 Dec
55.61	Kylie Robertson	N	26.2.74	1	Sydney	31 Oct
55.61	Marelle Parr	N	6.1.72	3	Sydney	19 Dec
55.6m	Esther Paolo	W	18.7.67	1	Perth	9 Jan
55.75	Katrina Camp	S	11.7.67	1	Adelaide	6 Feb
55.78	Sandra Skeggs	T	2.4.64	2	Hobart	27 Feb
55.8m	Rosanne Keap	W	7.6.64	3	Perth	13 Feb
55.8m	Melanie Bradley	N	3.11.77	1	Sydney	29 Mar
55.96	Colinda Farrar	N	5.8.75	2	Sydney	31 Oct
55.96	Kathy Harding	V	3.7.70	1	Melbourne	14 Jan
56.03	Sandra Milner	V	14.2.76	1	Melbourne	28 Feb
56.0m	Lisa Bruce	Q	7.1.70	mix	Brisbane	27 Feb
56.13	Jan Savage	V	17.1.60	2	Melbourne	20 Feb
56.14	Amber Menzies	N	24.6.75	2h	Sydney	20 Mar
56.1m	Maria McWhirter	Q	26.1.67	2	Brisbane	20 Feb
56.32	Melinda Gainsford	N	1.10.71	3	Sydney	19 Dec
56.36	Adrienne Rainbird	Q	2.9.70	2	Brisbane	28 Nov
56.36	Rebecca Staroveich	W	7.10.70	2	Perth	7 Feb
56.38	Belinda Cosgrove	N	8.6.73	2	Sydney	21 Feb
56.45	Catriona Larritt	V	25.10.71	2	Melbourne	14 Jan
56.48	Vicki Freeborn	S	23.5.75	3h	Sydney	20 Mar
56.4m	Sally Biggs	S	.76	2	Darwin	10 Apr
56.4m	Chelsea Andrews	N	18.10.76	3	Darwin	10 Apr

800 METRES

2.02.23	Sandra Dawson	Q	2.11.70	1	Canberra	14 Mar
---------	---------------	---	---------	---	----------	--------

2.03.33	Dawson			1	Wellbourne	25 Feb
2.03.50	Dawson			1	Adelaide	14 Feb
2.03.50	Melanie Collins	N	28.10.67	2	Adelaide	14 Feb
2.03.52	Wendy Old	S	24.6.60	2	Wellbourne	25 Feb
2.03.92	Narelle Parr	N	6.1.72	1	Brisbane	6 Mar
2.03.93	Dawson			2	Brisbane	6 Mar
2.03.96	Collins			2	Canberra	14 Mar
2.04.06	Dawson			1	Canberra	12 Jan
2.04.36	Sophie Scamps	N	15.3.71	7	Birmingham	28 Jun
2.04.49	Melissa Baker	V	12.2.73	4h	Seoul	17 Sep
2.04.56	Dawson			mix	Brisbane	21 Nov
2.05.43	Gail Luke	T	25.5.63	3	Adelaide	14 Feb
2.05.8m	Lisa O'Connell	V	3.12.66	1	Wellbourne	26 Nov
2.05.81	Jodie Hebbard	Q	14.7.66	1	Pickson	28 Jun
2.05.91	Margaret Leaney	V	24.5.67	4	Brisbane	6 Mar
2.06.15	Nicole Webster	V	19.8.68	1	Wellbourne	20 Feb
2.06.33	Sarah Jamieson	W	24.3.75	1	Brisbane	6 Mar
2.06.42	Sue Shepherd	N	7.10.65	2	Canberra	12 Jan
2.07.0m	Nicole Robinson	V	30.1.69	1	Wellbourne	4 Feb
2.07.19	Susan Andrews	T	26.1.71	6	Adelaide	14 Feb
2.07.59	Sacha Stephens	Q	2.11.72	3	Brisbane	31 Jan
2.07.78	Angela Luchetti	A	5.7.69	2	Sydney	21 Feb
2.07.9m	Anne-M. Duperezuel	W	12.12.69	1	Perth	12 Dec
2.08.03	Susie Power	V	26.3.75	7	Sydney	23 Jan
2.08.24	Vicki Freeborn	S	23.5.75	7	Adelaide	14 Feb
2.08.28	Stacey Quitsau	N	24.9.60	4	Canberra	12 Jan
2.08.3m	Kate Anderson	V	5.11.73	2	Wellbourne	19 Nov
2.08.48	Elizabeth Miller	N	8.11.63	6	London	5 Jul
2.08.49	Pat Garnett	W	7.9.67	8	Brisbane	6 Mar
2.09.02	Maryann Murray	T	20.10.69	1	Penguin	21 Feb
2.09.39	Fiona McCarthy	N	24.9.72	9	Sydney	23 Jan
2.09.47	Leanne Wilford	N	17.12.73	2	Brisbane	6 Mar
2.10.01	Cynthia Kasehagen	S	6.8.60	2	Adelaide	13 Mar
2.10.1m	Simone Braakhuis	V	30.7.74	3	Wellbourne	19 Nov
2.10.5m	Sonya Lawry	W	10.2.67	mix	Perth	23 Jan
2.10.56	L.Saint-John	T		2	Penguin	21 Feb
2.10.70	Jackie South	Q	9.9.75	3	Brisbane	6 Mar
2.10.85	Kylie Turner	T	22.9.76	3	Sydney	21 Mar
2.10.9m	Katrina Camp	S	11.7.67	mix	Wellbourne	5 Nov
2.11.00	Sandra Skeggs	T	2.4.64	3	Penguin	21 Feb
2.11.03	Sally Lee	Q	16.1.70	11	Sydney	23 Jan
2.11.2m	Mary Harding	N	28.4.76	2	Darwin	9 Aug
2.11.3m	Rebecca Grant	Q	16.5.75	1	Darwin	9 Apr
2.11.3m	Sury Walsham	N	22.11.73	3	Canberra	30 Jan
2.11.6m	Jackie Perkins	V	29.8.65	3	Wellbourne	3 Dec
2.11.77	Claudia Michels	V	6.6.72	3	Wellbourne	20 Feb
2.11.79	Jacinta Jacobs	N	8.3.71	4	Sydney	21 Feb
2.12.3m	Michelle Reed	S	24.6.71	2	Adelaide	30 Jan
2.12.6m	Erin Simpson	N	14.5.75	2	Darwin	9 Apr
2.12.7m	Alison Chiu	V	18.12.77	3	Darwin	9 Apr
2.12.72	Amber Menzies	N	24.6.75	2	Perth	4 Dec
2.12.86	Marcia Sheer	S	19.3.58	2	Adelaide	5 Dec
2.12.94	Claudia Weston	N	7.11.75	1	Sydney	11 Sep
1,000 METRES						
2.39.4m	Susie Power	V	26.3.75	mix	Wellbourne	7 Jan
2.43.1m	Lisa O'Connell	V	3.12.66	mix	Wellbourne	7 Jan
2.43.3m	Sacha Stephens	Q	2.11.72	mix	Brisbane	22 Jan
2.55.86	Michelle Dillon	N	25.5.73	1	Sydney	10 Jan
2.59.60	Carol Horn	N	1.9.60	2	Sydney	10 Jan

1,500 METRES

4.12.5m	Sacha Stephens	Q	2.11.72	mix	Brisbane	20 Feb
4.12.52	Jodie Hebbard	Q	14.7.66	1	Brisbane	8 Feb
4.13.6m	Elizabeth Miller	N	8.11.63	3	Cork	3 Jul
4.14.2m	Ang.Raines-White	Q	22.3.74	mix	Brisbane	10 Jan
4.14.46	Susie Power	V	26.3.75	1	Canberra	25 Jan
4.14.71	Miller			9	Birmingham	28 Jun
4.14.89	Power			1	Brisbane	7 Mar
4.15.53	Stephens			2	Canberra	25 Jan
4.15.72	Stephens			2	Brisbane	7 Mar
4.15.8m	Krishna Stanton	A	18.5.66	5	Cork	3 Jul
4.16.47	Stanton			3	Brisbane	7 Mar
4.17.16	Margaret Leaney	V	24.5.67	4	Brisbane	6 Mar
4.17.84	Wendy Old	S	24.6.60	1	Melbourne	15 Nov
4.19.4m	Nicole Robinson	V	30.1.69	1	Melbourne	14 Jan
4.19.96	Kate Anderson	V	5.11.73	6h	Seoul	18 Sep
4.20.17	Jackie Perkins	V	29.8.65	3	Melbourne	15 Nov
4.21.56	Sarah Jamieson	W	24.3.75	1	Brisbane	7 Mar
4.22.43	Sandra Dawson	Q	2.11.70	6	Brisbane	7 Mar
4.22.68	Kerryn McCann	N	2.5.67	7	Brisbane	7 Mar
4.22.84	Maryann Murray	T	20.10.69	1h	Brisbane	6 Mar
4.23.14	Melanie Collins	N	28.10.67	1	Canberra	7 Feb
4.23.8m	Susan Hobson	A	13.3.58	1	Canberra	13 Feb
4.23.93	Angela Luchetti	A	5.7.69	8	Brisbane	7 Mar
4.24.82	Michelle Dillon	N	25.5.73	2	Brisbane	7 Mar
4.25.0m	Marcia Sheer	S	19.3.58	mix	Adelaide	19 Dec
4.25.3m	Nicole Webster	V	19.8.68	2	Melbourne	28 Jan
4.26.3m	Suzy Walsham	N	22.11.73	3	Canberra	13 Feb
4.27.2m	Sue Shepherd	N	7.10.65	1	Canberra	19 Jan
4.27.49	Tiffany Levette	N	13.8.75	2	Sydney	20 Mar
4.27.8m	Emma Carney	V	29.7.71	5	Melbourne	28 Jan
4.28.24	Manuela Primavera	Q	28.7.64	2	Canberra	7 Feb
4.28.5m	Lisa O'Connell	V	3.12.66	3	Melbourne	26 Nov
4.28.6m	Maureen Matthews	V	30.4.69	6	Melbourne	28 Jan
4.28.6m	Geraldine Riley	V	2.12.63	1	Melbourne	16 Feb
4.29.12	Katie Swords	Q	14.1.76	mix	Brisbane	3 Feb
4.29.2m	Lizel Haas	Q	29.6.70	mix	Brisbane	16 Jan
4.29.6m	Stacey Quitsrau	N	24.9.60	4	Canberra	19 Jan
4.30.2m	Natalie Harvey	V	19.1.75	1	Melbourne	13 Mar
4.30.5m	Simone Sternson	V	25.1.77	7	Melbourne	28 Jan
4.30.96	Julie Braakhuis	V	19.9.59	8h	Brisbane	6 Mar
4.31.2m	June Petrie	V	9.2.64	2	Melbourne	13 Mar
4.31.4m	Simone Braakhuis	V	30.7.74	8	Melbourne	28 Jan
4.31.8m	Kelly Sherwin	A	19.3.75	1	Canberra	28 Nov
4.32.1m	Sue Case	V	30.12.63	4	Melbourne	14 Jan
4.32.12	Michelle Reed	S	24.6.71	1	Adelaide	9 Jan
4.32.18	Cynthia Kasehagen	S	6.8.60	2	Adelaide	9 Jan
4.32.75	Leanne Wilford	N	17.12.73	2	Sydney	21 Feb

1 MILE

4.32.73	Susie Power	V	26.3.75	1	Melbourne	17 Dec
4.35.28	Power			1	Hobart	17 Jan
4.39.68	Nicole Robinson	V	30.1.69	2	Hobart	17 Jan
4.42.33	Kate Anderson	V	5.11.73	2	Melbourne	17 Dec
4.44.62	Maryann Murray	T	20.10.69	3	Hobart	17 Jan
4.57.09i	Lisa Ondieki	S	12.5.60	1	Flagstaff	20 Jan
4.57.68	Maureen Matthews	V	30.4.69	3	Melbourne	17 Dec
5.03.19	Cynthia Kasehagen	S	6.8.60	1	Adelaide	12 Dec
5.09.1m	Marcia Sheer	S	19.3.58	1	Adelaide	21 Nov

2,000 METRES						
5.52.55	Elizabeth Miller	N	8.11.63	9	London	10 Jul
3,000 METRES						
8.51.39	Krishna Stanton	A	18.5.66	2	Birmingham	27 Jun
8.54.5m	Stanton			2	Montreal	15 Jun
8.56.3m	Ang.Raines-White	Q	22.3.74	mix	Brisbane	18 Dec
8.58.4m	Stanton			1	Brisbane	5 Mar
8.59.50	Jenny Lund	Q	11.7.61	5	Birmingham	27 Jun
8.59.65	Stanton			3	Seattle	10 Jun
8.59.71	Susie Power	V	26.3.75	1	Wellbourne	25 Feb
9.00.62	Stanton			7h	Barcelona	31 Jul
9.01.00	Stanton			7	Victoria	3 Jun
9.01.3m	Power			2	Brisbane	5 Mar
9.02.3m	Carolyn Schuwalow	V	10.8.65	2	Cork	3 Jul
9.04.77	Susan Hobson	A	13.3.58	2	Wellbourne	25 Feb
9.07.93	Emma Carney	V	29.7.71	4	Wellbourne	25 Feb
9.18.8m	Jackie Gallagher	Q	10.11.67	1	Brisbane	12 Feb
9.21.1m	Kate Anderson	V	5.11.73	1	Wellbourne	4 Feb
9.21.62	Kerryn McCann	N	2.5.67	1	Canberra	12 Jan
9.21.9m	Maryann Murray	T	20.10.69	3	Brisbane	5 Mar
9.23.6m	Sue Case	V	30.12.63	6	Brisbane	5 Mar
9.23.84	Sue Mahony	N	22.10.65	6	Wellbourne	25 Feb
9.26.78	Nicole Robinson	V	30.1.69	7	Wellbourne	25 Feb
9.31.53	Rina Bradshaw	Q	7.7.69	mix	Brisbane	28 Nov
9.34.67	Maureen Matthews	V	30.4.69	10	Wellbourne	25 Feb
9.34.7m	Lisel Maas	Q	29.6.70	mix	Brisbane	10 Jan
9.34.9m	Marcia Sheer	S	19.3.58	7	Brisbane	5 Mar
9.36.8m	Jackie Perkins	V	29.8.65	1	Wellbourne	5 Nov
9.37.60	Michelle Dillon	N	25.5.73	2	Canberra	12 Jan
9.38.0m	Natalie Harvey	V	19.1.75	2	Brisbane	5 Mar
9.39.1m	Andres Marquardt	T	9.4.72	1	Hobart	5 Dec
9.40.49	June Petrie	V	9.2.64	11	Wellbourne	25 Feb
9.40.7m	Anne Lord	V	16.4.61	3	Wellbourne	4 Dec
9.41.00	Manuela Primavera	Q	28.7.64	1	Brisbane	31 Jan
9.42.9m	Samantha Hall	N	1.3.71	mix	Sydney	6 Feb
9.43.3m	Sue Malaxos	W	30.12.61	1	Perth	9 Dec
9.44.30	Tiffany Levette	N	13.8.75	1	Sydney	21 Feb
9.47.8m	Clair Pearnley	V	7.3.75	5	Wellbourne	4 Feb
9.49.0m	Carole Connolly	Q	14.9.68	4	Brisbane	12 Feb
9.51.2m	Lisa Searle	V	22.2.67	4	Wellbourne	21 Jan
9.52.3m	Simone Starnson	V	25.1.77	6	Wellbourne	4 Feb
9.52.88	Vivian Pott	Q	21.11.76	3	Sydney	21 Mar
9.53.0m	Simone Shepherd	Q	16.10.74	mix	Brisbane	10 Jan
9.54.10	Katie Swords	Q	14.4.76	1	Brisbane	31 Oct
9.56.5m	Tania Turney	V	18.5.65	4	Wellbourne	19 Nov
9.56.8m	Kylie Porter	V	25.9.73	6	Brisbane	5 Mar
9.56.9m	Tamara Dingley	V	2.3.77	8	Wellbourne	4 Feb
9.58.2m	Carol Born	N	1.9.60	mix	Sydney	9 Feb
5,000 METRES						
15.34.12	Susan Hobson	A	13.3.58	4	Oslo	4 Jul
15.40.92	Jenny Lund	Q	11.7.61	3	Rheims	3 Jul
15.43.40	Hobson			5	Hechtel	18 Jul
15.57.59	Ang.Raines-White	Q	22.3.74	mix	Brisbane	28 Nov
16.27.52	Kerryn McCann	N	2.5.67	1	Canberra	25 Jan
16.31.03	Krishna Stanton	A	18.5.66	2	Canberra	25 Jan
16.44.43	Sue Malaxos	W	30.12.61	3	Canberra	25 Jan
16.47.2m	Carole Connolly	Q	14.9.68	mix	Brisbane	4 Dec

16.55.0m	Tani Ruckle	W	25.6.62	mix	Sydney	9 Feb
----------	-------------	---	---------	-----	--------	-------

10,000 METRES

31.11.72	Lisa Ondieki	S	12.5.60	1	Helsinki	30 Jun
32.53.61	Susan Hobson	A	13.3.58	11h	Barcelona	1 Aug
33.14.16	Jackie Gallagher	Q	10.11.67	1	Melbourne	17 Dec
33.53.6m	Hobson			1	Brisbane	6 Mar
34.01.23	Sue Malaxos	W	30.12.61	2	Melbourne	17 Dec
34.12.99	Maryann Murray	T	20.10.69	3	Melbourne	17 Dec
34.19.1m	Rina Bradshaw	Q	7.7.69	mix	Brisbane	3 Oct
34.19.1m	Jenny Lund	Q	11.7.61	mix	Brisbane	3 Oct
34.45.59	Andrea Marquardt	T	9.4.72	4	Melbourne	17 Dec
34.54.85	Carole Connolly	Q	14.9.68	5	Melbourne	17 Dec
34.59.0m	Manuela Primavera	Q	28.7.64	mix	Brisbane	3 Oct
35.09.7m	Kerryn McCann	N	2.5.67	1	Sydney	24 Oct
35.28.59	Tania Turney	V	18.5.65	6	Melbourne	17 Dec
35.43.0m	Lisa Searle	V	22.2.67	1	Melbourne	14 Dec
36.01.5m	June Petrie	V	9.2.64	1	Melbourne	7 Jan
36.06.03	Lisel Haas	Q	29.6.70	7	Melbourne	17 Dec
36.33.8m	Carol Horn	N	1.9.60	2	Sydney	24 Oct
36.34.1m	Nadelle Gregg	V	13.8.73	3	Melbourne	7 Jan
36.38.6m	Piona Wick	N	27.3.57	3	Sydney	24 Oct
36.40.38	Sue Case	V	30.12.63	9	Melbourne	17 Dec
36.53.1m	Karen Noir	V	25.11.66	3	Brisbane	6 Mar
36.53.1m	Bev Lucas	S	13.10.46	mix	Adelaide	10 Mar
36.53.34	Marina Williamson	V	18.3.71	10	Melbourne	17 Dec
37.07.58	Ruth Barton	V	1.11.74	11	Melbourne	17 Dec
37.24.8m	Trudy Fenton	S	14.4.60	mix	Adelaide	10 Mar
37.28.3m	Geraldine Riley	V	2.12.63	4	Melbourne	7 Jan
37.38.3m	Marlies Laaper	N	20.8.62	4	Sydney	24 Oct
38.24.0m	Penny Anderson	V	27.1.70	3	Melbourne	14 Dec

HALF MARATHON

1.13.56.0	Karen Gobby	W	18.3.53	10	Gold Coast	12 Jul
1.14.26.0	Sue Mahony	N	22.10.65	1	Sydney	24 May
1.14.38.0	Jackie Gallagher	Q	10.11.67	14	Gold Coast	12 Jul
1.15.11.0	Gobby			1	Lake Macquarie	21 Jun
1.15.36.0	Kerryn McCann	N	2.5.67	2	Sydney	24 May
1.15.50.0	McCann			2	Lake Macquarie	21 Jun
1.15.55.0	McCann			1	Canberra	17 May
1.16.28.0	Mahony			3	Lake Macquarie	21 Jun
1.16.47.0	Rina Bradshaw	Q	7.7.69	18	Gold Coast	12 Jul
1.16.51.0	Jenny Dowie	V	4.9.59	1	Melbourne	31 May
1.17.52.0	Maryann Murray	T	20.10.69	4	Lake Macquarie	21 Jun
1.18.11.0	Joanne Cowan	N	8.9.55	3	Sydney	24 May
1.18.18.0	Jenny Lund	Q	11.7.61	1	Brisbane	17 May
1.18.19.0	Anne Lord	V	16.4.61	2	Melbourne	31 May
1.18.32.0	Kerry Schreiber	Q	7.11.67	2	Brisbane	17 May
1.18.38.0	Sue Malaxos	W	30.12.61	22	Gold Coast	12 Jul
1.18.43.0	Laura Murphy	V		3	Melbourne	31 May
1.19.08.0	Tania Warrick	V	14.7.68	2	Melbourne	13 Sep
1.19.11.0	Geraldine Riley	V	2.12.63	4	Melbourne	31 May
1.19.28.0	Karen Noir	V	25.11.66	3	Melbourne	13 Sep
1.19.35.0	June Petrie	V	9.2.64	24	Gold Coast	12 Jul
1.19.36.0	Maureen Matthews	V	30.4.69	4	Melbourne	13 Sep
1.19.43.0	Marcia Sheer	S	19.3.58	1	Barossa	31 May
1.19.53.0	Carol Horn	N	1.9.60	4	Sydney	24 May
1.20.04.0	Carole Connolly	Q	14.9.68	25	Gold Coast	12 Jul
1.20.07.0	Bev Lucas	S	13.10.46	2	Barossa	31 May
1.20.16.0	Piona Wick	N	27.3.57	5	Sydney	24 May

1.21.28.0	Judy McDowell	V	7.8.59	5	Melbourne	13 Sep
1.21.36.0	Joanne Debnam	N	26.6.69	6	Sydney	24 May
1.21.44.0	Candice Charles	V	8.7.64	6	Melbourne	31 May
1.21.47.0	Jan Phillips	N	8.7.57	8	Lake Macquarie	21 Jun
1.21.56.0	Marlies Laaper	N	20.8.62	5	Canberra	17 May
1.22.07.0	Sue Mikhail	Q	6.11.58	27	Gold Coast	12 Jul
1.22.25.0	Sharon Dobson	N	12.6.56	10	Lake Macquarie	21 Jun

MARATHON

2.24.40.0	Lisa Ondieki	S	12.5.60	1	New York	1 Nov
2.34.29.0	Jackie Hallam	N	13.2.70	5	London	12 Apr
2.37.56.0	Lynn Clayton	N	8.4.57	3	Rotterdam	6 Apr
2.39.12.0	Jenny Dowie	V	4.9.59	2	Long Beach	7 Feb
2.40.39.0	Tani Ruckle	N	25.6.62	17	London	12 Apr
2.40.40.0	Dowie			3	Gold Coast	12 Jul
2.42.31.0	Joanne Cowan	N	8.9.55	1	Canberra	12 Apr
2.43.32.0	Jan Wanklyn	W	24.1.58	10	Duluth	20 Jun
2.44.46.0	Jenny Lund	Q	11.7.61	4	Honolulu	13 Dec
2.46.41.0	Cowan			6	Gold Coast	12 Jul
2.48.25.0	Linda Meadows	V	10.3.59	1	Melbourne	4 Oct
2.48.39.0	Bev Lucas	S	13.10.46	2	Canberra	12 Apr
2.48.39.0	Kerry Schreiber	Q	7.11.67	8	Gold Coast	12 Jul
2.49.04.0	Karen Moir	V	25.11.56	9	Gold Coast	12 Jul
2.49.55.0	Tania Warrick	V	14.7.68	11	Gold Coast	12 Jul
2.50.29.0	Carol Ey	A	9.10.59	3	Canberra	12 Apr
2.50.34.0	Jan Phillips	N	8.7.57	13	Gold Coast	12 Jul
2.51.21.0	Rina Bradshaw	Q	7.7.69	1	Brisbane	17 May
2.53.21.0	Jeannette Mase	S	23.9.52	4	Canberra	12 Apr
2.54.14.0	Sharon Dobson	N	12.6.56	14	Gold Coast	12 Apr
2.55.56.0	Marlies Laaper	N	20.8.62	5	Canberra	12 Apr
2.56.01.0	Colleen Stephens	V	28.3.49	4	Lake Kawaguchi	29 Nov
2.57.46.0	Mary Silver	A	9.10.63	16	Gold Coast	12 Jul
2.57.51.0	Christine Ware	Q	8.11.52	17	Gold Coast	12 Jul
2.58.16.0	Lyn Stern	Q	15.2.56	18	Gold Coast	12 Jul
2.58.33.0	Jenni Cottrill	V	27.6.51	19	Gold Coast	12 Jul
2.58.41.0	Carrie Steffen	A	19.11.50	7	Canberra	12 Apr
3.00.47.0	Kerry Scotcher	N		21	Gold Coast	12 Jul
3.01.53.0	Sue Mikhail	Q	6.11.58	2	Brisbane	17 May
3.01.54.0	Bronwyn Banns	A	22.6.63	22	Gold Coast	12 Jul
3.05.10.0	Maryann Busteed	A	19.10.48	8	Canberra	12 Apr
3.06.03.0	Cathy Grattan	Q	23.11.51	3	Brisbane	17 May
3.07.15.0	Jillian Donaldson	V		23	Gold Coast	12 Jul
3.07.15.0	Debbie Cowell	V	24.1.59	9	Canberra	12 Apr
3.07.39.0	Fiona Jorgensen	A	6.11.58	26	Gold Coast	12 Jul
3.08.34.0	Alison Coleman	Q	19.12.48	27	Gold Coast	12 Jul
3.08.41.0	Tracy Dobie	A		28	Gold Coast	12 Jul
3.09.29.0	Leah Wright	S		2	Adelaide	30 Aug
short course						
2.48.14.0	Colleen Stephens	V	28.3.49	6	Melbourne	31 May
2.51.20.0	Jenny McDowell	V	7.8.59	9	Melbourne	31 May
2.52.49.0	Linda Christison	V	9.3.61	10	Melbourne	31 May
3.03.04.0	Janet Hayes	V		11	Melbourne	31 May
3.04.58.0	Sharon McEvoy	V		12	Melbourne	31 May
3.06.07.0	Fiona Marlow	V		13	Melbourne	31 May
3.06.14.0	Kylie Lucas	V	19.10.71	14	Melbourne	31 May
3.06.31.0	Debbie Cowell	V	24.1.59	15	Melbourne	31 May
3.08.12.0	Leanne Donnelly	V		16	Melbourne	31 May
3.08.50.0	Fiona Wilson	V		17	Melbourne	31 May

100 METRES HURDLES

12.98	+1.8	Jane Fleming	V	14.4.65	1	Brisbane	6 Mar
13.21	+0.3	Fleming			1	Melbourne	25 Feb
13.24	-0.4	Fleming			1	Perth	7 Feb
13.34	+1.8	Jayne Moyes	W	25.1.66	2	Brisbane	6 Mar
13.37	+0.8	Fleming			2h	Birmingham	27 Jun
13.2w	+0.5	Moyes			1	Perth	16 May
13.46	+1.2	Fleming			5	Birmingham	27 Jun
13.46	+1.8	Jenny Laurendet	N	5.7.62	3	Brisbane	6 Mar
13.47	+0.8	Fleming			1	Sydney	23 Jan
13.48		Fleming			hep	Taipei	30 May
13.52	-0.3	Fleming			hep	Canberra	30 Jan
13.53	-1.0	Moyes			6	Duisburg	7 Jun
13.55	+2.0	Sharon Jaklofsky	Q	30.9.68	4	Baton Rouge	18 Apr
13.58	+1.8	Kim Wilson	V	22.11.67	4	Brisbane	6 Mar
13.80	+1.8	Gillian Ragus	W	5.4.76	6	Brisbane	6 Mar
13.89	+0.8	Sally Heagney	W	3.10.70	3	Sydney	23 Jan
13.96	+1.8	Donna Collins	N	21.10.73	7	Brisbane	6 Mar
13.8w	+1.5	Rachael Rogers(Pij)	Q	16.7.75	1	Brisbane	27 Feb
14.06	+1.9	Catherine Kennedy	N	31.1.76	1	Sydney	23 Jan
14.08	+0.7	Rachel Links	N	26.1.75	1	Sydney	21 Feb
14.16	-1.8	Yvette Watkins	W	10.1.70	6h	Brisbane	6 Mar
14.19	+1.5	Alison Smith	W	7.10.76	1h	Perth	5 Dec
14.34	+1.5	Natalee St.Jack	W	29.12.76	2h	Perth	5 Dec
14.1w	+1.5	Theresa Martin	Q	8.4.72	2	Brisbane	27 Feb
14.35	+1.5	Leisa Bruce	Q	7.1.70	hep	Brisbane	8 Mar
14.39	+0.3	Donna Drury	V	13.10.66	8	Melbourne	25 Feb
14.45	+0.9	Jeannine Ward	N	26.2.73	6h	Seoul	17 Sep
14.49	+1.7	Kyn Burns	V	25.1.71	1	Melbourne	26 Nov
14.52	-0.3	Kylie Coombe	V	22.12.67	hep	Sheffield	6 Jun
14.59		Sherryl Morrow	V	22.3.73	hep	Melbourne	9 Jan
14.4w		Fiona Dunkinson	V	17.1.74	1	Melbourne	16 Jan
14.65		Michelle Deverell	V	7.7.70	2	Melbourne	10 Dec
14.65	+0.8	Catherine Border	N	8.1.77	3h	Sydney	20 Mar
14.71	-1.8	Christine Bean	W	29.12.70	3	Kuala Lumpur	Aug
14.5w	-1.5	Belen Carter	W	9.2.67	4	Perth	20 Feb
14.82	-1.7	Clare Thompson	Q	28.12.77	2	Brisbane	14 Feb
14.6w		Georgina Hale	V	24.3.63	1	Melbourne	13 Mar
14.86	+1.5	Lynise Miller	W	1.1.76	3h	Perth	5 Dec
14.86	-0.2	Lisa Plummer	N	14.10.70	hep	Sydney	9 Jan
14.87	+0.7	Nioka Gray	N	30.4.73	3	Sydney	21 Feb
14.93	+1.0	Anne Kaminski	N	12.8.74	1	Sydney	17 Oct
14.94	-1.8	Melissa Moss	Q	25.10.74	4h	Brisbane	5 Mar
14.95	+1.0	Carole Harris	N	7.11.73	2	Sydney	17 Oct
14.95	-0.2	Louise McPaul	N	24.1.69	hep	Sydney	9 Jan
14.96	+1.9	Jane Jamieson	N	23.6.75	3	Sydney	23 Jan
14.97	+1.9	Nicole Gale	N	7.4.77	4	Sydney	23 Jan
15.00	+1.5	Julie Gyselhart	N	19.12.72	hep	Brisbane	8 Mar
15.03	+1.9	Virginia Young	N	24.2.76	5	Sydney	23 Jan
14.8w		Fiona Riley	Q	15.5.75	1	Townsville	19 Apr
15.10	-1.0	Cathy Freeman	V	16.2.73	2	Melbourne	14 Jan
wind-assisted							
13.5w	+4.6	Yvette Watkins	W	10.1.70	2	Perth	19 Jan
13.74	+4.4	Donna Collins	N	21.10.73	2	Sydney	20 Feb
13.6w	+4.6	Sally Heagney	W	3.10.70	3	Perth	19 Jan
13.92		Kylie Coombe	V	22.12.67	hep	Alhama	23 May
13.99	+4.4	Rachel Links	N	26.1.75	2	Brisbane	6 Mar
14.04	+2.3	Rachael Rogers(Pij)	Q	16.7.75	4	Brisbane	6 Mar
14.43	+3.5	Lisa Plummer	N	14.10.70	3	Sydney	16 Jan
14.2w	+3.8	Rebecca Starceвич	W	7.10.70	4	Perth	28 Nov

400 METRES HURDLES

56.25	Gail Luke	T	25.5.63	2	Birmingham	28 Jun
56.62	Luke			1	London	5 Jul
56.70	Luke			3	London	10 Jul
56.91	Luke			3	Rechtel	18 Jul
57.04	Renee Poetschka	W	1.5.71	1	Brisbane	7 Mar
57.06	Rebecca Campbell	W	23.1.76	1	Brisbane	6 Mar
57.08	Luke			2	Aarhus	2 Jul
57.27	Poetschka			1	Perth	7 Feb
57.29	Luke			1h	Birmingham	27 Jun
57.61	Luke			3	Edinburgh	19 Jun
57.88	Jane Flemming	A	14.4.65	1	Sydney	21 Feb
58.04	Adrienne Rainbird	Q	2.9.70	2	Brisbane	7 Mar
58.34	Lauren Poetschka	W	22.10.74	2	Brisbane	6 Mar
58.39	Helen Carter	W	9.2.67	3	Brisbane	7 Mar
58.40	Leisa Bruce	Q	7.1.70	2	Canberra	25 Jan
58.64	Kylie Robertson	N	26.2.74	3	Canberra	25 Jan
59.29	Catriona Larritt	V	25.10.71	1	Melbourne	20 Feb
59.45	Mioka Gray	N	30.4.73	1	Sydney	21 Feb
60.22	Georgina Hale	V	24.3.63	2	Melbourne	21 Feb
60.23	Julie Jensen	N	4.6.75	4	Brisbane	6 Mar
60.51	Nicole Apps	A	7.2.76	=3	Sydney	20 Mar
60.51	Katie Myers	V	27.6.76	=3	Sydney	20 Mar
61.30	Katie Fankhauser	V	8.6.72	3	Melbourne	21 Feb
61.8m	Rebecca Starceovich	W	7.10.70	2	Perth	2 Jan
62.12	Helen Graham	N	18.2.65	2	Sydney	21 Nov
62.21	Sharna Bartlett	V	4.10.73	2	Melbourne	3 Dec
62.38	Rosanne Keep	W	7.6.64	7	Brisbane	7 Mar
62.44	Stacey Quitsau	N	24.9.60	2	Sydney	21 Feb
62.7m	Lynise Miller	W	1.1.76	2	Perth	28 Nov
62.8m	Jodi Redding	Q	4.8.74	1	Darwin	9 Apr
62.95	Tiffany Cherry	V	4.8.71	4	Melbourne	20 Feb
62.98	Cathy Collopy	N	24.5.56	3	Sydney	21 Nov
63.06	Natasha Stenberg	N	17.2.71	3	Sydney	5 Dec
63.19	Sally Oglivv	V	16.2.76	2	Melbourne	27 Feb
63.29	Catherine Horder	N	8.1.77	1	Sydney	7 Nov
63.69	Meqan Cotton	N	28.1.76	4	Sydney	21 Feb
63.8m	Laura Humphrys	V	9.1.76	1h	Darwin	7 Apr
64.1m	Melissa Bransgrove	N	23.10.76	2h	Darwin	7 Apr
64.26	Elizabeth Belo	W	7.9.76	4h	Sydney	20 Mar
64.3m	Mandy Cole	V	5.6.58	3	Melbourne	14 Mar
64.40	Tara Drury	V	10.7.73	2	Melbourne	20 Feb
64.49	Vanessa Wende	N	13.12.73	1	Canberra	13 Mar
64.4m	Talitha Crawford	V	2.11.71	2	Melbourne	19 Nov
64.76	Angela Cooper	T	17.11.76	1	Hobart	28 Feb
64.95	Amanda Apple	V	19.10.70	1	Melbourne	3 Dec
64.97	Evette Cordy	V	28.9.73	3	Melbourne	20 Feb
65.43	Michelle Wilson	Q	18.11.75	2	Brisbane	31 Oct
64.67	Jacinta Jacobs	N	8.3.71	1	Canberra	13 Mar
64.70	Lisa Kovacs	S	24.1.76	3h	Sydney	20 Mar
65.9m	Annette Tozer	V	15.9.71	2	Melbourne	19 Nov

4x100 METRES RELAY

43.49	National Team			4h	Barcelona	7 Aug
	(M.Moore,M.Gainsford,K.Sambell,K.Johnson)					
43.77	National Team			6	Barcelona	8 Aug
	(M.Moore,M.Gainsford,K.Sambell,K.Johnson)					
44.01	National Team			1	Gateshead	17 Jul
	(M.Dunstan,M.Gainsford,K.Sambell,J.Ovenden)					
44.19	National Team			1	Corby	21 Jun

	(W. Moore, K. Sambell, M. Gainsford, K. Johnson)		
44.33	National Team	1	Haringey 5 Jul
44.34	Australia Gold	1	Canberra 25 Jan
	(D. Ainsworth, M. Gainsford, C. Freeman, T. Van Heer)		
44.80	Australia Gold	1	Sydney 23 Jan
45.21	National Team	1	Hobart 17 Jan
	(V. Lee, J. Lambert, M. Gainsford, J. Flemming)		
45.21	Australia Green	2	Canberra 25 Jan
	(V. Lee, K. Hanigan, J. Lambert, J. Ovenden)		
45.23	Australia Gold	1	Brisbane 31 Jan
	(D. Ainsworth, M. Gainsford, T. Van Heer, J. Ovenden)		
45.79	NSW	1	Brisbane 6 Mar
	(V. Lee, J. Laureudet, N. Vassella, M. Gainsford)		
46.04	Floreat	1	Perth 7 Feb
46.23	Australia Green	2	Brisbane 31 Jan
	(V. Lee, G. Ragus, J. Lambert, B. Mullen)		
46.34	NSW U/20	1	Brisbane 6 Mar
	(R. Vornister, F. Blair, D. Collins, C. Farrar)		
46.36	Western Australia	2	Brisbane 6 Mar
	(Y. Watkins, S. Heagney, J. Lambert, J. Ovenden)		
46.52	All-Stars	3	Canberra 25 Jan
	(M. Vassella, B. Mullen, C. Farrar, G. Ragus)		
46.58	NSW U/18	1	Sydney 20 Mar
46.6m	National Junior	1	Tokyo 12 Sep
46.73	Western Australia U/20	2	Brisbane 6 Mar
	(
46.74	National Junior	2	Hobart 17 Jan
46.75	NSW U/18	1	Sydney 27 Feb
46.75	Queensland	3	Brisbane 6 Mar
	(M. Dunstan-Niers, B. Mullen, S. Cripps, B. Goon Chew)		
4x200 METRES RELAY			
1.38.0m	Ringwood	1	Melbourne 19 Dec
	(S. Gittus, R. Wright, P. Powell, C. Freeman)		
1.39.48	Northern Suburbs	1	Sydney 13 Dec
1.40.0m	MGAC	2	Melbourne 19 Dec
1.40.3m	University of Western Australia	1	Perth 17 Jan
1.41.06	South Coast	2	Sydney 13 Dec
1.41.1m	Box Hill	3	Melbourne 19 Dec
1.41.18	Tiger West	3	Sydney 13 Dec
1.41.4m	Sandringham	4	Melbourne 19 Dec
1.41.60	Saucony Sutherland U/20	1	Sydney 13 Dec
1.41.81	Eastern Suburbs	4	Sydney 13 Dec
1.42.16	South Coast U/20	2	Sydney 13 Dec
1.42.2m	Box Hill U/18	1	Melbourne 19 Dec
4x400 METRES RELAY			
3.25.68	National Team	3h	Barcelona 7 Aug
	(S. Andrews, C. Freeman, R. Poetschka, M. Lock)		
3.26.42	National Team	7	Barcelona 8 Aug
	(S. Andrews, C. Freeman, R. Poetschka, M. Lock)		
3.32.41	Australia Gold	1	Melbourne 25 Feb
	(S. Andrews, K. Hanigan, M. Holland, C. Freeman)		
3.33.05	National Team	1	Corby 21 Jun
3.34.00	National Team	1	Brisbane 7 Mar
	(M. Holland, C. Freeman, M. Gainsford, K. Hanigan)		
3.34.48	Oceania	5	Havana 25 Sep
	(K. Hanigan, M. Holland, L. Naylor, T. Van Heer)		
3.36.28	National Junior	6	Seoul 20 Sep
	(A. Pedersen, D. Adamson, R. Hale-Jay, C. Freeman)		

3.38.10	Australia Green (R. Poetschka, B. Mullen, D. Adamson, K. Anderson)	2	Melbourne	25 Feb
3.39.64	National Junior	4h	Seoul	19 Sep
3.39.89	NSW (K. Davis, S. Scamps, M. Collins, N. Stenberg)	2	Brisbane	7 Mar
3.40.14	Queensland (B. Mullen, S. Dawson, L. Bruce, A. Rainbird)	3	Brisbane	7 Mar
3.42.33	Western Australia U/20 (W. Mladenis, S. Jamieson, L. Poetschka, R. Campbell)	1	Brisbane	7 Mar
3.42.48	Western Australia (B. Carter, R. Kemp, K. Pash, R. Poetschka)	4	Brisbane	7 Mar
3.46.32	NSW U/20 (R. Vornister, B. Cosgrove, K. Robertson, N. Gray)	2	Brisbane	7 Mar
3.46.3m	MUAC	1	Melbourne	12 Dec
3.47.37	NSW U/18	1	Sydney	21 Mar
3.48.2m	Box Hill	1	Melbourne	14 Mar
3.49.8m	SSG	1	Sydney	24 Oct

4x800 METRES RELAY

8.39.5m	Knox-Sherbrooke (N. Robinson, J. Perkins, N. Webster, K. Anderson)	1	Melbourne	19 Dec
9.04.4m	Box Hill	2	Melbourne	19 Dec
9.12.46	Eastern Suburbs	1	Sydney	13 Dec
9.13.02	St. George	2	Sydney	13 Dec
9.16.67	Tiger West	3	Sydney	13 Dec
9.22.3m	Doncaster	3	Melbourne	19 Dec
9.22.6m	Box Hill U/20	1	Melbourne	19 Dec
9.26.5m	Doncaster U/18	1	Melbourne	19 Dec
9.27.40	CRH U/20	1	Sydney	13 Dec
9.27.59	CRH U/18	1	Sydney	13 Dec

4x1,500 METRES RELAY

18.00.9m	Knox-Sherbrooke (N. Robinson, J. Perkins, N. Webster, K. Anderson)	1	Melbourne	12 Dec
18.53.5m	Doncaster	2	Melbourne	12 Dec
19.14.09	UNR	1	Brisbane	7 Nov
19.14.3m	Ringwood	3	Melbourne	12 Dec
19.27.8m	Knox-Sherbrooke No2	4	Melbourne	12 Dec
19.36.78	TWH	2	Brisbane	7 Nov
19.39.1m	St. Bernards	5	Melbourne	12 Dec
19.44.90	Eastern Suburbs	1	Sydney	12 Dec

3,000 METRES WALK

11.52.71	Kerry Junna-Saxby	N	2.6.61	1	Melbourne	25 Feb
11.53.81l	Junna-Saxby			2	Toronto	13 Mar
12.16.90l	Junna-Saxby			2h	Toronto	12 Mar
12.18.91	Junna-Saxby			1	Brisbane	31 Jan
12.27.74	Jane Saville	N	5.11.74	2	Melbourne	25 Feb
12.31.99	Junna-Saxby			1	Auckland	23 Jan
12.42.5m	Saville			1	Tokyo	13 Sep
12.43.25	Saville			2	Brisbane	31 Jan
12.43.25	Gabrielle Blythe	V	9.3.69	3	Brisbane	31 Jan
12.46.76	Jenny Jones-Billin	Q	20.4.67	mix	Brisbane	14 Nov
12.53.8m	Lisa Paolini(Ire)	N	10.12.62	mix	Sydney	21 Nov
13.03.99	Jantien Saltet	N	24.1.72	4	Brisbane	31 Jan
13.05.8m	Anne Manning	N	13.11.59	mix	Sydney	6 Feb
13.15.15	Teresa Letherby	Q	5.4.72	mix	Brisbane	15 Nov
13.26.86	Linda Coffee	N	31.7.77	1	Sydney	20 Mar
13.32.0m	Cheryl Webb	N	3.10.76	mix	Sydney	6 Feb
13.33.3m	Jane Lewry-Barbour	S	27.7.66	mix	Adelaide	6 Jan

13.38.93	Carolyn Vanstan	V	14.8.68	6	Melbourne	25 Feb
13.49.1m	Natalie McKean	N	13.6.71	mix	Sydney	5 Dec
13.50.7m	Natalie Davison	V	23.8.73	mix	Brisbane	5 Nov
13.53.7m	Natalie Saville	N	7.9.78	mix	Sydney	24 Oct
13.55.2m	Jo Strangman	A	17.11.75	mix	Canberra	12 Jan
13.56.3m	Wendy Muldoon	V	27.5.71	mix	Melbourne	4 Feb
14.02.5m	Miriam Harding	A	2.6.56	mix	Canberra	12 Jan
14.04.0m	Simone Wolowiec	V	12.2.74	mix	Melbourne	17 Oct
14.08.6m	Marcia Lomas	W	4.7.75	1	Perth	27 Feb
14.11.2m	Alanna Rogers	T	27.1.74	1	Hobart	14 Feb
14.11.90	Natalie Camplin	Q	26.3.69	mix	Brisbane	25 Oct
14.12.8m	Jenny Crooks	S	9.4.76	mix	Adelaide	18 Nov
14.20.5m	Sue Narbey	W	25.11.64	1	Perth	13 Feb
14.24.8m	Yvonne Waters	V	16.9.68	mix	Melbourne	6 Feb
14.37.8m	Claire Maddison	S	9.12.77	mix	Adelaide	3 Mar
14.40.9m	Amber Lawrence	N	19.4.78	mix	Sydney	7 Nov
14.42.87	Justine Keillah	Q	11.11.75	1	Brisbane	14 Feb
14.43.8m	Simone Kuppler	V	7.6.75	mix	Melbourne	21 Jan
14.44.2m	Kathy Lyons	N	23.12.76	mix	Sydney	7 Nov
14.45.8m	Heather McDonald	V	13.8.49	mix	Melbourne	17 Oct
14.46.7m	Chris Stratford	N	14.12.73	mix	Sydney	7 Nov
14.48.5m	Cara Callum	Q	4.2.76	1	Brisbane	31 Oct
14.49.8m	Lara Kara-Ali	S	6.2.78	mix	Adelaide	27 Mar
14.51.6m	Belinda Dorling	V	11.6.75	1	Darwin	9 Apr
14.51.8m	Yolanda Russell	V	14.7.78	mix	Melbourne	4 Feb
14.53.1m	Amanda Heckenberg	N	2.5.77	mix	Sydney	21 Nov
14.55.5m	Selena Ford	Q	6.6.75	mix	Brisbane	10 Jan
14.56.2m	Wendy Gordon	S	22.6.63	mix	Adelaide	3 Mar

5,000 METRES

20.30.0m	Kerry Junna-Saxby	N	2.6.61	1	Brisbane	6 Mar
20.38.14	Junna-Saxby			1	Sydney	20 Feb
21.47.5m	Jane Saville	N	5.11.74	2	Brisbane	6 Mar
21.47.6m	Gabrielle Blythe	V	9.3.69	mix	Canberra	12 Mar
21.55.5m	Anne Manning	N	13.11.59	3	Brisbane	6 Mar
21.55.52	Blythe			1	Melbourne	20 Feb
21.58.64	Saville			2	Seoul	20 Sep
22.01.4m	Blythe			mix	Melbourne	11 Feb
22.02.93	Saville			1	Sydney	21 Feb
22.08.5m	Jenny Jones	Q	20.4.67	4	Brisbane	6 Mar
22.36.6m	Jantien Saltet	N	24.1.72	mix	Sydney	28 Nov
22.49.0m	Lisa Paolini (Ire)	N	10.12.62	6	Brisbane	6 Mar
22.56.60	Cheryl Webb	N	3.10.76	2	Sydney	21 Feb
23.04.9m	Jane Lewry-Barbour	S	27.7.66	7	Brisbane	6 Mar
23.05.13	Linda Coffee	N	31.7.77	3	Sydney	21 Feb
23.17.45	Carolyn Vanstan	V	14.8.68	2	Melbourne	10 Jan
23.25.5m	Teresa Leatherby	Q	5.4.72	9	Brisbane	6 Mar
23.29.6m	Miriam Harding	A	2.6.56	10	Brisbane	6 Mar
23.34.34	Wendy Muldoon	V	27.5.71	3	Melbourne	10 Jan
23.43.9m	Louise Nicholson	V	26.12.66	3	Besancon	13 Jun
23.50.2m	Natalie Camplin	Q	26.3.69	2	Brisbane	12 Feb
24.00.73	Yvonne Waters	V	16.9.68	3	Melbourne	20 Feb
24.12.1m	Jo Strangman	A	17.11.75	mix	Canberra	12 Mar
24.15.1m	Jenny Crooks	S	9.4.76	mix	Adelaide	27 Feb
24.18.9m	Natalie Davison	V	23.8.73	7	Besancon	13 Jun
24.19.72	Natalie Saville	N	7.9.78	4	Sydney	21 Feb
24.31.3m	Sue Narbey	W	25.11.64	1	Perth	20 Feb
24.42.73	Alanna Rogers	T	27.1.74	1	Launceston	6 Mar
24.45.45	Simone Wolowiec	V	12.2.74	1	Melbourne	20 Feb
25.02.2m	Marcia Lomas	W	4.7.75	2	Perth	20 Feb

25.16.51	Selena Ford	Q	6.6.75	mix	Brisbane	6 Feb
25.30.20	Michelle Nichols	V	28.4.72	5	Melbourne	20 Feb
25.37.7m	Lara Kara-Ali	S	6.2.78	mix	Adelaide	10 Mar
25.39.1m	Claire Maddison	S	9.12.77	mix	Adelaide	24 Feb
25.45.4m	Wendy Gordon	S	22.6.63	mix	Adelaide	28 Mar

10KM.WALK

42.23.9t	Kerry Junna-Saxby	A	2.6.61	3	Bergen	16 May
42.26.29t	Junna-Saxby			1	Sydney	10 Jan
42.37.0m	Junna-Saxby			2	San Giovanni	1 May
43.46.9m	Junna-Saxby			1	Canberra	25 Jan
44.21.0m	Gabrielle Blythe	V	9.3.69	-	Melbourne	24 May
44.27.0m	Blythe			3	La Coruna	6 Jun
45.26.0t	Lorraine Jachno	V	21.9.59	10	Bergen	16 May
46.01.0m	Junna-Saxby			15	Barcelona	3 Aug
46.02.0m	Jane Saville	N	5.11.74	1	Sydney	30 Aug
46.05.1t	Jenny Jones	Q	20.4.67	mix	Brisbane	3 Oct
46.15.60t	Anne Manning	N	13.11.59	2	Sydney	10 Jan
46.38.13t	Lisa Paolini (Ire)	N	10.12.62	3	Sydney	10 Jan
47.40.3m	Jantinn Saltet	N	24.1.72	6	Canberra	25 Jan
47.46.0m	Carolyn Vanstan	V	14.8.68	18	San Giovanni	1 May
47.52.9m	Teresa Letherby	Q	5.4.72	7	Canberra	25 Jan
48.25.0m	Natalie Camplin	Q	26.3.69	1	Brisbane	3 May
48.33.0m	Jane Lewry-Barbour	S	27.7.66	1	Adelaide	20 Jun
48.52.0m	Wendy Muldoon	V	27.5.71	26	La Coruna	6 Jun
49.16.0m	Linda Coffee	N	31.7.77	1	Melbourne	24 May
49.38.19t	Natalie McKean	N	13.6.71	5	Sydney	10 Jan
50.11.0m	Natalie Davison	V	23.8.73	2	Melbourne	24 May
50.38.0m	Simone Wolowiec	V	12.2.74	3	Melbourne	24 May
50.43.53t	Cheryl Webb	N	3.10.76	7	Sydney	10 Jan
51.08.5m	Sue Warbey	W	25.11.64	1	Perth	21 Feb
51.11.0m	Louise Nicholson	V	26.12.66	28	La Coruna	6 Jun
51.36.0m	Yvonne Waters	V	16.9.68	9	Sydney	30 Aug
52.12.0m	Heather McDonald	V	13.8.49	2	Bendigo	28 Jun
52.17.0m	Jo Strangman	A	17.11.75	14	Canberra	25 Jan
52.36.0m	Jenny Crooks	S	9.4.76	1	Adelaide	12 Jul
52.49.0m	Wendy Gordon	S	22.6.63	11	Sydney	30 Aug
53.14.0m	Belinda Dorling	V	11.6.75	1	Melbourne	2 Aug
53.24.0m	Alanna Rogers	T	27.1.74	4	Melbourne	24 Apr
54.03.0m	Justine Keillah	Q	11.11.75	3	Gold Coast	12 Jul

20KM.WALK

1.40.02.0	Gabrielle Blythe	V	9.3.69	1	Melbourne	24 May
1.41.00.0	Lisa Paolini (Ire)	N	10.12.62	1	Sydney	28 Jun
1.42.59.0	Anne Manning	N	13.11.59	2	Sydney	28 Jun
1.43.12.0	Carolyn Vanstan	V	14.8.68	1	Melbourne	12 Jul
1.43.48.0	Natalie McKean	N	13.6.61	2	Melbourne	24 May
1.44.36.0	Jenny Jones	Q	20.4.67	1	Brisbane	28 Jun
1.44.37.0	Jane Lewry-Barbour	S	27.7.66	3	Melbourne	24 May
1.46.46.0	Wendy Muldoon	V	27.5.71	4	Melbourne	24 May
1.50.48.0	Heather McDonald	V	13.8.49	3	Melbourne	12 Jul
1.51.06.0	Wendy Gordon	S	22.6.63	5	Melbourne	24 May
1.53.53.0	Renee Talbot	S	30.9.68	6	Melbourne	24 May
2.00.17.0	Ann Staunton	A	4.11.63	7	Melbourne	24 May
2.00.23.0	Simone Morse	Q	6.12.72	2	Brisbane	28 Jun

HIGH JUMP

1.97i	Alison Inverarity	W	12.8.70	5	Toronto	13 Mar
1.96	Inverarity			1	Gateshead	17 Jul
1.95	Inverarity			1	London	10 Jul

1.95	Inverarity			1	Hobart	17 Jan
1.93	Inverarity			1	Perth	27 Feb
1.92	Inverarity			1	Budapest	18 Jun
1.92	Inverarity			1	Corby	21 Jun
1.92	Inverarity			qual	Barcelona	6 Aug
1.91	Inverarity			8	Barcelona	8 Aug
1.90	Inverarity			1	Adelaide	14 Feb
1.90	Inverarity			1	Perth	21 Feb
1.90i	Inverarity			qual	Toronto	12 Mar
1.89	Andrea Hughes	T	12.12.73	1	Melbourne	13 Mar
1.87j	Gai Kapernick	Q	20.9.70	1	Baton Rouge	6 Feb
1.85	Carmen Hunter	Q	26.10.78	1	Perth	5 Dec
1.84	Vanessa Ward	W	5.1.63	5	Hengelo	28 Jun
1.80	Donna Robertson	N	27.10.61	2	Sydney	6 Sep
1.80	Melissa Harris	N	6.1.77	qual	Seoul	17 Sep
1.80	Joanne Lamont	V	23.8.67	1	Melbourne	3 Dec
1.80	Louise McPaul	N	24.1.69	1	Sydney	5 Dec
1.80	Sherryl Morrow	V	22.3.73	2	Melbourne	10 Dec
1.80	Karina Turner	S	16.8.72	1	Adelaide	12 Dec
1.80	Joanne Gracey	Q	24.2.65	1	Brisbane	27 Feb
1.78	Leisa Bruce	Q	7.1.70	hep	Alhama	23 May
1.78	Lisa Bruty	V	2.5.77	1	Melbourne	27 Feb
1.77	Sharon Jaklofsky	Q	30.9.68	hep	Austin	3 Jun
1.77	Theresa Martin	Q	8.4.72	hep	Brisbane	16 Jan
1.76	Kristy Rollinson	V	18.10.74	1	Melbourne	26 Oct
1.76	Angela Clarke	Q	2.11.75	1	Brisbane	31 Oct
1.76	Leath Wenner	W	21.9.73	1	Perth	28 Nov
1.76	Jane Jamieson	N	23.6.75	hep	Sydney	9 Jan
1.76	Jane Fleming	V	14.4.65	hep	Brisbane	8 Mar
1.76	Belinda Blay	V	19.11.76	2	Sydney	20 Mar
1.75	Jenny Mongan	V	6.4.70	1	Ballarat	31 Jan
1.74	Kellie Fussell	W	23.5.77	1	Perth	31 Oct
1.74	Leona Myers	N	9.1.74	1	Perth	5 Dec
1.74	Gabrielle Conroy	N	27.8.75	2	Perth	5 Dec
1.74	Cathie Page	N	8.10.75	3	Perth	5 Dec
1.74	Virginia Young	N	24.2.76	2	Sydney	20 Feb
1.73	Megan Cochrane	S	24.9.76	1	Adelaide	13 Sep
1.73	Kelly Telford	N	13.6.78	1	Sydney	7 Nov
1.73	Melissa Raybould	W	21.7.78	2	Perth	5 Dec
1.73	Belinda Lavarack	Q	9.11.76	1	Brisbane	13 Feb
1.73	Jakki Rose	A	23.3.75	5	Sydney	20 Mar
1.72	Kylie Coombe	V	22.12.67	hep	Alhama	23 May
1.72	Fiona Pewtrell	N	2.1.69	1	Sydney	24 Oct
1.72	Simone King	V	19.10.76	3	Perth	6 Dec
1.72	Naomi Tome	W	3.4.77	=4	Perth	6 Dec
1.71	Jane Millington	W	16.7.76	5	Perth	5 Dec
1.70	Sheree Wood	Q	6.2.78	2	Brisbane	28 Nov
1.70	Megan Hayne	Q	24.11.70	3	Brisbane	28 Nov
1.70	Clare Thompson	Q	28.12.77	4	Brisbane	28 Nov
1.70	Melissa Auer	N	21.1.78	3	Perth	5 Dec
1.70	Naanah Shoham	V	22.11.76	2	Melbourne	17 Feb
1.70	Amy Walker	Q	26.9.78	1	Brisbane	27 Feb
1.70	Sharelle McMahon	V	12.8.77	2	Melbourne	27 Feb

POLE VAULT

2.30	Teresa Cokley	Q	4.10.72	1	Brisbane	25 Oct
------	---------------	---	---------	---	----------	--------

LONG JUMP

6.63	+0.8	Nicole Boegman	N	5.3.67	4	Rhede	12 Jul
6.60	+0.9	Boegman			1	Adelaide	14 Feb

6.52		Jane Flemming	A	14.4.65	2	Adelaide	14 Feb
6.52	+1.1	Boegman			1	Melbourne	25 Feb
6.51	+0.2	Boegman			1	London	10 Jul
6.50		Boegman			1	Loughborough	31 May
6.44	+0.4	Boegman			-	Sydney	20 Feb
6.41	-1.0	Boegman			-	Brisbane	7 Mar
6.35		Sharon Jaklofsky	Q	30.9.68	3	Starkville	16 May
6.34	+1.5	Flemming			6	Birmingham	28 Jun
6.34		Boegman			1	Kingston	19 Jul
6.34	+1.9	Flemming			hep	Brisbane	9 Mar
6.20		Kyn Burns	V	25.1.71	1	Melbourne	5 Nov
6.09		Debbie McLaughlin	V	11.1.75	1	Darwin	7 Apr
5.99		Nicole Mladenis	W	22.9.75	1	Perth	30 Jan
5.95		Theresa Martin	Q	8.4.72	1	Brisbane	28 Nov
5.92		Clare Thompson	Q	28.12.77	2	Brisbane	28 Nov
5.92i		Stephanie Rascoe	Q	21.9.73	3	USA	5 Mar
5.91	+1.7	Mariklud Viduka	V	23.12.72	-	Melbourne	20 Feb
5.90		Lisa Armstrong	Q	2.10.76	qual	Darwin	5 Apr
5.89		Vicky Piggin	N	15.11.75	1	Sydney	19 Jun
5.87	+1.8	Julie Gyselhart	N	19.12.72	3	Sydney	23 Jan
5.85		Louise McPaul	N	24.1.69	2	Canberra	19 Jan
5.83		Sherryl Morrow	V	22.3.73	hep	Melbourne	10 Jan
5.83	+1.2	Jane Jamieson	N	23.6.75	-	Sydney	28 Feb
5.83	+1.1	Vanessa Coserford	N	14.4.77	1	Sydney	20 Mar
5.80		Tasbi Jogis	V	3.11.78	1	Melbourne	13 Feb
5.79		Megan Minehane	Q	21.10.73	hep	Brisbane	17 Jan
5.77	+1.6	Nicole Reynolds	N	15.11.73	1	Sydney	6 Feb
5.76		Julia Halliday	S	11.4.75	4	Adelaide	14 Feb
5.74		Merryl Vollenhoven	V	26.1.76	2	Darwin	9 Apr
5.74	+1.4	Allison Miller	V	22.10.70	-	Melbourne	20 Feb
5.73		Elis Gilchrist	N	7.9.72	2	Sydney	16 Jan
5.73		Kristy French	W	18.4.74	2	Perth	30 Jan
5.72		Kylie Newton	N	22.7.72	1	Brisbane	12 Dec
5.72	+1.4	Lyn tuocolin	V	14.1.78	2	Sydney	20 Mar
5.71		Amanda Purcell	V	31.3.71	2	Melbourne	3 Dec
5.71		Natalee St.Jack	W	29.12.76	3	Perth	30 Jan
5.71	+1.2	Leanne Richardson	N	2.10.77	3	Sydney	20 Mar
5.69		Sharon Ward	S	15.4.69	hep	Adelaide	17 Jan
5.69		Anne Turnbull	S	10.11.62	1	Adelaide	21 Feb
5.68		Jo Millar-Cubit	T	23.3.62	1	Penguin	21 Feb
5.66	+1.5	Traci Russell	V	20.8.73	3	Melbourne	20 Feb
5.65	-1.4	Belinda Otto	N	14.8.76	-	Perth	6 Dec
5.65	+2.0	Evelyn Bucher	V	14.10.74	4	Melbourne	20 Feb
5.64		Sandy Bowen	V	12.2.76	1	Melbourne	13 Mar
5.63	+1.8	Virginia Young	N	24.2.76	-	Sydney	20 Mar
5.62		Michelle Wallis	N	19.7.74	1	Sydney	12 Sep
5.61		Sharon Gyselhart	N	2.12.74	2	Sydney	2 Jan
5.61	+1.3	Clare Chapman	N	30.11.65	4	Sydney	20 Feb
5.61		Lesley Trim	Q	15.12.75	2	Brisbane	13 Feb
5.60		Maree McDonald	Q	1.8.72	3	Brisbane	28 Nov
5.58	+0.5	Kylie Coombe	V	22.12.67	hep	Sheffield	7 Jun
5.56		Kylie Stephanos	S	22.9.75	1	Adelaide	20 Feb
5.55		Kylie Reed	W	17.12.74	4	Perth	30 Jan
5.54		Karen Charlton	N	30.6.72	1	Sydney	28 Nov
5.54		Kate Hale-Coventry	S	7.12.64	3	Adelaide	21 Feb
5.53		Louise Pooter	W	10.2.76	qual	Darwin	5 Apr
5.53		Leanne Wickham	V	14.5.74	3	Melbourne	21 Jan
wind-assisted							
6.72	+3.6	Nicole Boegman	N	5.3.67	1	Brisbane	7 Mar
6.26		Kyn Burns	V	25.1.71	1	Melbourne	22 Nov

6.16	+2.4	Theresa Martin	Q	8.4.72	2	Brisbane	7 Mar
6.10	+2.4	Mariklud Viduka	V	23.12.72	1	Melbourne	20 Feb
5.93	+2.4	Louise McPaul	N	24.1.69	2	Sydney	23 Jan
5.93	+6.8	Julie Gyselhart	N	19.12.72	hep	Sydney	10 Jan
5.91	+2.6	Notalee St.Jack	W	29.12.76	1	Sydney	20 Mar
5.90		Kylie Coombe	V	22.12.67	hep	Alhama	24 May

TRIPLE JUMP

13.27	+1.5	Nicole Boegwan	N	5.3.67	1	Brisbane	6 Mar
12.99	+2.0	Mariklud Viduka	V	23.12.72	1	Adelaide	14 Feb
12.84	+0.6	Viduka			1	Melbourne	21 Feb
12.67		Leanne Wickham	V	14.5.74	1	Melbourne	27 Aug
12.62	+1.5	Boegwan			3	Adelaide	14 Feb
12.52	+1.5	Viduka			-	Brisbane	6 Mar
12.47	+0.3	Boegwan			1	Sydney	21 Feb
12.43	+0.7	Wickham			9	Seoul	17 Sep
12.37	+1.2	Viduka			2	Canberra	25 Jan
12.29	+1.3	Nicole Mladenis	W	22.9.75	1	Perth	6 Dec
12.29		Kya Burns	V	25.1.71	1	Melbourne	28 Nov
12.10	+1.7	Enelia Asemoah	N	25.7.77	1	Sydney	21 Mar
12.05		Karen Charlton	N	30.6.72	1	Sydney	7 Nov
12.05	+1.4	Kylie Stephanos	S	22.9.75	4	Adelaide	14 Feb
11.99		Tambl Jogis	V	3.11.78	1	Melbourne	16 Jan
11.95		Evelyn Bucher	V	14.10.74	1	Melbourne	11 Feb
11.92	+0.2	Lauren Hewitt	V	25.11.78	1	Perth	5 Dec
11.91		Julie Gyselhart	N	19.12.72	1	Canberra	6 Feb
11.89	-1.4	Megan Minehane	Q	21.10.73	2	Brisbane	5 Mar
11.86		Traci Russell	V	20.8.73	1	Melbourne	14 Mar
11.83	+0.3	Sharon Cummings	S	6.8.77	3	Perth	6 Dec
11.82	+0.7	Alisia Harrison	Q	5.11.75	1	Brisbane	31 Oct
11.81	-0.2	Stella Totsis	N	27.1.75	5	Brisbane	6 Mar
11.80	+0.2	Barbara Nicholas	N	26.11.76	4	Brisbane	5 Mar
11.75	+0.6	Nicole Buchanan	N	12.9.74	6	Brisbane	5 Mar
11.72		Natalie Dick	NT	27.9.76	1	Darwin	13 Mar
11.69		Donna Goldsworthy	S	11.2.76	1	Adelaide	1 Apr
11.64		Anna Sawyer	Q	18.11.74	1	Brisbane	12 Dec
11.64		Genelle Mankervis	T	2.1.75	1	Hobart	27 Feb
11.63		Sharon Ward	S	15.4.69	1	Adelaide	12 Dec
11.60		Georgie Farley	V	2.8.76	1	Melbourne	1 Nov
11.59	+1.7	Waree McDonald	Q	1.8.72	1	Brisbane	14 Feb
11.59		Lyn Suocolin	V	14.1.78	2	Melbourne	14 Mar
11.56	+1.5	Jayne Hopgood	A	12.12.75	3	Sydney	21 Mar
11.53	+0.3	Paula Lodge	T	10.1.77	3	Perth	4 Dec
11.53		Ann Turnbull	S	10.11.62	1	Adelaide	21 Feb
11.52		Gillian Ting	N	20.1.77	qual	Darwin	6 Apr
11.52		Sharon Gyselhart	N	2.12.74	3	Sydney	7 Nov
11.52		Melissa Cain	V	25.7.71	1	Melbourne	16 Jan
11.50	-0.5	Michelle Wallis	N	19.7.74	6	Perth	6 Dec
11.50		Rochelle Nicholls	A	8.5.75	1	Canberra	6 Feb
11.50	+1.6	Leanne Richardson	N	2.10.77	-	Sydney	21 Mar
11.48	+1.3	Jane Millington	W	16.7.76	4	Perth	4 Dec
11.47	+1.0	Amy Walker	Q	26.9.78	1	Sydney	27 Feb
11.45		Carmen Hunter	Q	26.10.78	2	Brisbane	31 Oct
11.44		Carmen Miller	T	18.7.78	1	Hobart	28 Feb
11.43		Liahona Jogis	V	7.7.77	2	Melbourne	14 Mar
11.38	-0.3	Lyn Smith	W	30.8.68	4	Perth	7 Feb
11.37		Kylie Knowles	Q	13.5.76	1	Townsville	19 Apr
11.37		Megan Bayne	Q	24.11.70	1	Brisbane	12 Dec
11.34		Belinda Blay	V	19.11.76	1	Melbourne	30 Jan
11.33		Kate Myers	V	27.9.76	qual	Darwin	6 Apr

11.33		Bronwyn Thompson	Q	29.1.78	1	Brisbane	14 Feb
11.32	+2.0	Lisa Bruty	V	2.5.77	-	Sydney	21 Mar
wind-assisted							
12.31		Nicole Mladenis	W	22.9.75	1	Perth	7 Nov
12.23	+3.4	Tambi Jojic	V	3.11.78	1	Melbourne	30 Jan

SHOT PUTT

16.30		Daniela Costian	Q	30.4.65	1	Brisbane	6 Mar
16.09		Costian			1	Canberra	25 Jan
16.09		Costian			1	Brisbane	31 Jan
15.97		Costian			1	Melbourne	25 Feb
15.93		Costian			1	Sydney	23 Jan
15.56		Costian			1	Brisbane	13 Feb
15.32		Bernadette Serone	N	11.10.68	1	Sydney	20 Feb
14.87		Serone			2	Brisbane	6 Mar
14.84		Serone			2	Sydney	23 Jan
14.78		Serone			1	Canberra	12 Jan
14.59		Michelle Haage	N	14.11.74	1	Sydney	11 Oct
14.42		Kylie Standing	N	20.11.75	1	Brisbane	7 Mar
14.02		Denise Passmore	V	11.6.74	2	Brisbane	7 Mar
13.87i		Sharon Jaklofsky	Q	30.9.68	4	Baton Rouge	27 Feb
13.72		Jane Fleming	V	14.4.65	hep	Taipei	30 May
13.69		Chris Schultz	V	9.1.51	2	Melbourne	20 Feb
13.53		Kylie Jones	Q	26.1.77	1	Brisbane	25 Oct
13.43		Allison McAdam	V	8.2.72	5	Brisbane	6 Feb
13.22		Cathy Gardiner	N	10.2.72	4	Sydney	23 Jan
13.15		Cassandra Chapman	N	29.7.72	1	Sydney	5 Dec
13.12		Louise McPaul	N	24.1.69	2	Sydney	13 Dec
13.06		Julie Binns	V	15.5.74	1	Bailarat	31 Jan
13.06		Jane Jamieson	N	23.6.75	hep	Sydney	22 Mar
12.98		Paula Weakins	W	13.4.76	1	Perth	20 Feb
12.92		Kathy Gore	Q	9.10.76	2	Brisbane	25 Oct
12.89		Jackie Meier	N	18.3.66	6	Brisbane	6 Mar
12.85		Helen Toussis	Q	30.1.75	1	Brisbane	11 Oct
12.84		Jenny Everson	N	20.2.74	2	Sydney	21 Feb
12.81		Kali Doublet	N	29.3.76	3	Sydney	20 Feb
12.68		Glynis Biviano	Q	4.3.73	1	Slade Point	19 Sep
12.68		Vanessa French	W	11.10.69	2	Perth	20 Feb
12.61		Kylie Coombe	V	22.12.67	hep	Alhama	23 May
12.59		Ferri-A. Phillipott	T	3.5.71	1	Hobart	12 Dec
12.58		Kirran Moss	A	29.3.75	3	Perth	4 Dec
12.54		Christy Nara	N	30.4.74	2	Perth	30 Sep
12.53		Nicole Myszka	A	25.3.76	1	Canberra	12 Mar
12.51		Brenda MacNaughton	Q	7.5.76	1	Sydney	11 Oct
12.42		Tracey Phillips	W	30.1.69	2	Perth	30 Jan
12.25		Nikki Sebelic	N	15.5.77	1	Sydney	21 Mar
12.11		Tracey Brown	W	10.6.73	1	Perth	17 Oct
12.10		Susan Read	N	11.8.75	1	Canberra	26 Mar
12.08		Julie Reissinger	V	12.5.73	1	Melbourne	28 Nov
12.03		Andrea Hughes	T	12.12.73	1	Hobart	28 Feb
11.95		Katrin Standerwick	V	24.6.67	1	Melbourne	14 Nov
11.92		Justine Yeo	W	24.10.73	2	Perth	17 Oct
11.82		Hannah Riley	N	2.5.74	4	Brisbane	7 Mar
11.81		Rebecca Gullan	N	9.3.74	2	Sydney	10 Sep
11.79		Alison Buchanan	Q	13.7.76	hep	Brisbane	14 Feb
11.72		Rachael Dunham	N	22.12.76	4	Perth	5 Dec
11.70		Shona Hutchinson	V	25.9.76	6	Darwin	6 Apr

DISCUS THROW

66.24		Daniela Costian	Q	30.4.65	3	Barcelona	3 Aug
-------	--	-----------------	---	---------	---	-----------	-------

66.02	Costian			1	Brisbane	14 Feb
65.40	Costian			1	Benjelo	28 Jun
65.22	Costian			2	Nice	15 Jul
64.50	Costian			4	Seville	6 Jun
64.46	Costian			1	Edinburgh	19 Jun
64.24	Costian			1	Sydney	23 Jan
64.10	Costian			qual	Barcelona	2 Aug
63.70	Costian			5	Turin	4 Sep
63.60	Costian			6	Monte Carlo	11 Aug
62.98	Costian			1	Canberra	25 Jan
54.18	Lisa-M. Vizaniani	A	14.12.71	1	Canberra	31 Oct
51.90	Felicity Johnston	N	31.12.71	1	Sydney	30 Jan
50.64	Kylie Jones	Q	26.1.77	1	Brisbane	13 Feb
50.38	Alison Lever	Q	13.10.72	3	Brisbane	7 Mar
48.88	Vanessa French	W	11.10.69	1	Perth	13 Jan
48.56	Jenny Everson	N	20.2.74	1	Brisbane	6 Mar
48.24	Jane Nacsa	Q	20.7.74	1	Sydney	3 Jun
46.90	Kathy Walton	Q	13.1.67	3	Brisbane	14 Feb
45.60	Lara Woodbury	N	30.12.72	1	Sydney	10 Jan
45.48	Christy Mara	N	30.4.74	1	Harrabeen	23 May
45.44	Tracey Phillips	W	30.1.69	2	Perth	13 Feb
44.58	Monique Nacsa	N	26.10.76	1	Sydney	12 Sep
44.54	Chris Schultz	V	9.1.51	1	Melbourne	21 Feb
44.50	Kali Doublet	N	29.3.76	1	Sydney	13 Dec
44.38	Jackie Meier	N	18.3.66	4	Sydney	23 Jan
44.22	Cathy Gardiner	N	10.2.72	1	Sydney	13 Nov
43.90	Susan Read	N	11.8.75	1	Canberra	26 Mar
43.16	Kylie Standing	N	20.11.75	3	Sydney	20 Mar
43.14	Debbie Sosimenko	N	5.4.74	3	Sydney	13 Dec
42.66	Peggy Webeck	N	17.10.72	4	Sydney	13 Dec
42.64	Natasha Langton	V	28.4.76	1	Melbourne	23 Jan
42.34	Rachael Dunhan	N	22.12.76	5	Sydney	21 Feb
42.28	Tina Mortenson	A	26.3.75	1	Canberra	12 Mar
42.16	Rohenna Young	V	26.8.72	1	Melbourne	5 Nov
41.14	Tanika Hicks	T	23.4.77	1	Sydney	20 Mar
40.92	Nikki Sebelic	N	15.5.77	2	Sydney	20 Mar
40.90	Joanna Stone	Q	4.10.72	1	Brisbane	3 Oct
40.30	Kirran Moss	A	29.3.75	2	Canberra	21 Nov
40.30	Keril Blight	S	1.4.70	1	Adelaide	6 Feb
40.16	Nicole Nyska	A	25.3.76	4	Darwin	5 Apr
40.02	Belen Foussis	Q	30.1.75	3	Brisbane	31 Oct

HAMMER THROW

58.90	Debbie Sosimenko	N	5.4.74	1	Hobart	17 Jan
57.58	Sosimenko			1	Brisbane	5 Mar
56.68	Sosimenko			1	Sydney	6 Feb
55.48	Sosimenko			1	Melbourne	25 Feb
54.00	Sosimenko			1	Sydney	13 Feb
53.60	Sosimenko			1	Sydney	9 Jan
53.60	Sosimenko			1	Sydney	20 Feb
53.42	Sosimenko			1	Brisbane	7 Mar
53.38	Sosimenko			1	Sydney	21 Feb
53.14	Sosimenko			1	Sydney	2 Jan
52.90	Denise Passmore	V	11.6.74	1	Melbourne	21 Feb
51.98	Kathy Walton	Q	13.1.67	1	Brisbane	12 Feb
49.90	Pam Matthews	V	8.2.58	1	Melbourne	4 Feb
49.34	Teresa Cokley	Q	4.10.72	2	Brisbane	12 Feb
49.28	Bernadette Serone	N	11.10.68	2	Brisbane	5 Mar
48.26	Lara Woodbury	N	30.12.72	2	Sydney	28 Nov
47.66	Michelle Randall	V	19.2.73	2	Melbourne	28 Jan

47.46	Jenny Laskovska	V	14.5.74	1	Melbourne	30 Jan
46.16	Cathy Gardiner	N	10.2.72	2	Sydney	31 Oct
45.80	Kylie Hughes	T	11.5.71	1	Hobart	21 Nov
45.04	Brenda MacNaughton	N	7.5.76	1	Sydney	20 Mar
44.70	Kirran Moss	Q	29.3.75	1	Suva	17 Apr
44.46	Anita Merry	V	27.6.75	4	Melbourne	28 Jan
43.00	Frances Cassettari	N	13.5.73	2	Sydney	20 Feb
42.68	Jenny Everson	N	20.2.74	3	Sydney	20 Feb
42.46	Sarah Kissell	W	8.9.75	1	Perth	17 Oct
41.80	Julie Reissinger	V	12.5.73	1	Melbourne	16 Jan
41.70	Raelene Ward	W	20.11.75	2	Sydney	20 Mar
41.00	Lyndelle Taylor	N	29.1.78	1	Sydney	19 Feb
40.92	Michelle Mercier	V	23.7.69	4	Melbourne	21 Jan
39.82	Caroline Blyton	N	4.5.76	2	Canberra	12 Mar
39.50	Kathy Dodsworth	N	8.11.75	3	Canberra	12 Mar
39.48	Sonia Laduzko	T	28.3.73	8	Brisbane	5 Mar
38.40	Nicole Dunt	V	30.1.73	5	Melbourne	12 Nov
38.02	Brydie Ewart	N	6.9.78	5	Sydney	20 Mar
37.92	Raylene Warren	V	17.2.78	6	Melbourne	28 Jan
36.74	Raewyn Russell	N	.73	3	Darwin	10 Apr
36.74	Karyne Perkins	N	14.3.78	1	Sydney	24 Jan
36.30	Chris Schultz	V	9.1.51	4	Melbourne	14 Feb
36.24	Natasha Langton	V	28.4.76	1	Melbourne	27 Mar
36.20	Caroline Perry	S	15.2.74	1	Adelaide	20 Feb
35.88	Elise Mankervis	T	14.12.71	3	Hobart	28 Feb
35.64	Natasha Shankleton	N	22.1.78	2	Sydney	27 Feb
35.60	Cherie Pollock	W	27.2.75	6	Brisbane	7 Mar
35.38	Darna Watson	N	12.5.77	2	Sydney	24 Jan
35.30	Chris Battersby	V	14.1.44	1	Melbourne	7 Nov
35.28	Katr. Standerwick	V	24.6.67	1	Melbourne	5 Dec
35.08	Jodie Ball	T	19.2.76	2	Hobart	27 Feb
35.02	Helen Toussis	Q	30.1.75	1	Brisbane	31 Oct
34.76	Vicki Sullivan	Q	15.6.75	2	Brisbane	31 Oct
34.84	Tracey Phillips	W	30.1.69	1	Perth	2 Jan
34.38	Wendy Simmons	S	2.9.50	1	Adelaide	13 Mar
33.76	Melissa Benson	Q	27.5.74	3	Brisbane	25 Oct
33.46	Denise Palmer	N	18.8.51	7	Sydney	31 Oct
33.46	Michelle Benson	Q	27.5.74	2	Brisbane	21 Nov
33.24	Melissa Williams	S	8.4.73	2	Adelaide	13 Mar
33.12	Sally Wijesundra	W	25.10.64	1	Perth	19 Dec

JAVELIN THROW

63.02	Sue Howland	Q	4.9.60	1	Cologne	28 May
62.62	Louise McPaul	N	24.1.69	3	London	10 Jul
62.18	McPaul			2	Lindau	18 Jul
61.34	Howland			2	Corby	21 Jun
61.08	McPaul			5	Oslo	4 Jul
60.86	McPaul			1	Adelaide	14 Feb
60.56	McPaul			qual	Barcelona	31 Jul
60.20	Howland			6	Helsinki	30 Jun
59.80	Howland			6	Oslo	4 Jul
59.78	Howland			2	Birmingham	27 Jun
59.52	McPaul			1	Sydney	20 Feb
57.68	Kate Farrow	S	6.5.67	1	Perth	7 Feb
56.42	Joanna Stone	Q	4.10.72	2	Brisbane	13 Feb
51.78	Lara Woodbury	N	30.12.72	3	Hobart	17 Jan
48.76	Monique Wylie	Q	18.4.77	1	Sydney	21 Mar
48.40	Sally Wijesundra	W	25.10.64	1	Kuala Lumpur	Aug
48.20	Kristy Edwards	N	16.9.75	1	Sydney	13 Feb
47.48	Caroline Perry	S	15.2.74	2	Brisbane	5 Mar

47.00	Suzanne Browning	Q	19.2.74	1	Brisbane	14 Feb
46.72	Jane Fleaming	A	14.4.65	11	Birmingham	27 Jun
45.24	Kylie Jones	Q	26.1.77		Brisbane	25 Oct
45.16	Fiona Fewtrell	N	2.1.69	2	Sydney	17 Oct
44.32	Anna Vassiliadis	S	26.1.73	1	Adelaide	9 Jan
44.10	Kylie Coombe	V	22.12.67	hep	Sheffield	7 Jun
43.76	Lisa Dunstan	V	1.5.75	1	Melbourne	27 Feb
43.50	Fiona Atkinson	S	2.6.69	5	Adelaide	14 Feb
43.34	Susan Read	N	11.8.75	3	Sydney	21 Mar
43.26	Amanda Prior	N	20.5.75	4	Sydney	21 Mar
42.82	Angela Cookson	V	6.4.76	2	Darwin	7 Apr
42.86	Julia Dahl	N	18.3.73	1	Sydney	23 Jan
42.54	Antonia Hooke	N	2.11.77	2	Perth	6 Dec
42.18	Lisa Roberts	N	12.7.69	6	Sydney	20 Feb
42.08	Julie DeLuca	W	27.4.78	3	Perth	7 Feb
41.56	Lisa McHarg	N	4.7.63	3	Sydney	6 Sep
41.40	Melissa Eckford	Q	27.4.76	1	Brisbane	31 Oct
41.20	Georgina Railton-S	Q	24.9.75	2	Perth	5 Dec
41.12	Nicole Dunt	V	30.1.73	2	Melbourne	19 Nov
41.08	Andrea Hughes	T	2.12.73	1	Hobart	27 Feb
40.72	Jane Jamieson	N	23.6.75	hep	Sydney	7 Jan
40.42	Sharon Ward	S	15.4.69	3	Adelaide	20 Feb
40.38	Catherine King	Q	20.11.73	4	Brisbane	13 Feb
40.18	Justine Dicker	W	27.2.72	2	Perth	30 Sep

HEPTATHLON

6,278	Jane Fleaming	V	14.4.65	1	Brisbane	9 Mar
	(13.62,1.76m,13.48m,23.93,6.34m,44.40m,2.17.12)					
6,046	Fleaming			1	Taipei	31 May
	(13.48,1.70m,13.72m,24.21,6.15m,42.22m,2.22.58)					
5,968	Sharon Jaklofsky	Q	30.9.68	2	Austin	4 Jun
	(13.84,1.77m,13.28m,24.70,6.33m,38.40m,2.23.62)					
5,904	Jaklofsky			1	Starkville	15 May
5,709	Louise McPaul	N	21.1.69	1	Sydney	10 Jan
	(14.95,1.79m,12.96m,26.29,5.66m,53.16m,2.27.07)					
5,445	Jane Jamieson	N	23.6.75	1	Sydney	23 Mar
	(15.05,1.67m,13.06m,25.11,5.78m,40.24m,2.27.16)					
5,389	Kylie Coombe	V	22.12.67	4	Sheffield	7 Jun
	(14.52,1.70m,12.27m,26.31,5.58m,44.10m,2.28.62)					
5,355	Theresa Martin	Q	8.4.72	2	Brisbane	9 Mar
	(14.66,1.73m,9.79m,25.28,5.89m,37.04m,2.23.77)					
5,339	Leisa Bruce	Q	7.1.70	5	Alhama	25 May
	(14.62,1.78m,9.67m,26.04,5.58m,34.62m,2.14.10)					
5,133	Martin			1	Brisbane	17 Jan
	(14.7,1.77m,10.10m,25.8,5.57m,35.24m,2.28.2)					
5,024	Bruce			7	Sheffield	7 Jun
	(15.02,1.70m,9.76m,26.52,5.33m,34.48m,2.17.98)					
5,015	Sherryl Morrow	V	22.3.73	1	Melbourne	10 Jan
	(14.59,1.78m,9.33m,25.74,5.83m,35.08m,2.47.66)					
5,015	Megan Winehane	Q	21.10.73	1	Brisbane	16 Jan
	(15.3,1.65m,10.11m,26.1,5.79m,34.68m,2.22.4)					
4,996	Sharon Ward	S	15.4.69	1	Adelaide	17 Jan
	(15.1,1.62m,10.69m,26.5,5.69m,39.76m,2.28.5)					
4,824	Amanda Purcell	V	31.3.71	2	Canberra	31 Jan
	(15.48,1.64m,10.30m,25.73,5.62m,32.33m,2.34.67)					
4,810	Virginia Young	N	24.2.76	1	Sydney	10 Jan
	(15.62,1.67m,9.69m,26.52,5.70m,29.10m,2.25.51)					
4,792	Lisa Armstrong	Q	2.10.76	2	Brisbane	9 Mar
	(15.17,1.64m,10.72m,5.63m,29.06m,2.32.33)					

4,745	Fiona Fewtrell	N	2.1.69	2	Bangkok	30 Apr
	(15.59,1.66m,10.63m,27.15,4.94m,43.24m,2.35.06)					
4,691	Melissa Harris	N	6.1.77	1	Darwin	10 Apr
	(15.68,1.74m,11.45m,28.00,5.33m,33.12m,2.38.47)					
4,629	Julie Gyselhart	N	19.12.72	2	Sydney	10 Jan
	(15.17,1.64m,11.15m,26.03,5.93m,22.16m,2.49.35)					
4,548	Allison Miller	V	22.10.70	2	Melbourne	10 Jan
	(16.26,1.57m,10.55m,26.43,5.38m,32.72m,2.33.91)					
4,537	Susan Howie	V	12.2.76	1	Melbourne	10 Jan
	(16.82,1.62m,10.13m,26.42,5.13m,30.32m,2.22.92)					
4,457	Aleisha Sutton	W	2.2.75	3	Perth	5 Dec
	(15.33,1.59m,10.78m,27.31,5.37m,33.78m,2.50.76)					
4,440	Clare Thompson	Q	28.12.77	1	Brisbane	6 Sep
	(15.4,1.68m,9.08m,25.7,5.42m,18.58m,2.34.3)					
4,430	Tessa McCarron	N	5.11.75	4	Sydney	23 Mar
	(16.08,1.55m,10.64m,27.24,5.01m,34.28m,2.32.28)					
4,428	Mariklud Viduka	V	23.12.72	3	Melbourne	10 Jan
	(15.41,1.54m,7.81m,25.86,5.81m,23.50m,2.35.00)					
4,407	Allison Buchanan	Q	13.7.76	1	Brisbane	16 Jan
	(15.6,1.66m,11.65m,27.7,4.74m,29.66m,2.34.9)					
4,360	Charmaine Payne	V	3.1.75	2	Melbourne	10 Jan
	(16.28,1.60m,8.56m,28.13,5.19m,33.88m,2.27.50)					
4,316	Kylie Robertson	N	26.2.74	1	Perth	30 Sep
	(16.0,1.58m,8.78m,25.6,5.01m,25.32m,2.28.8)					
4,297	Leanne Wickham	V	14.5.74	3	Melbourne	10 Jan
	(16.28,1.60m,8.00m,27.21,5.49m,23.98m,2.27.24)					
4,270	Rachel Letcher	S	13.1.77	5	Sydney	23 Mar
	(16.83,1.58m,9.33m,26.67,5.15m,34.30m,2.41.37)					
4,222	Megan Cotton	N	28.1.76	3	Sydney	10 Jan
	(17.15,1.49m,8.79m,26.68,5.07m,30.70m,2.23.66)					
4,152	Sally Ogilvy	V	16.2.76	5	Darwin	10 Apr
	(16.84,1.40m,8.33m,26.38,5.48m,26.24m,2.26.33)					
4,146	Nicole Main	S	22.3.76	5	Brisbane	9 Mar
	(16.62,1.58m,8.99m,27.62,5.04m,30.28m,2.36.14)					
4,135	Karen Hall	N	12.8.75	6	Sydney	23 Mar
	(17.40,1.61m,7.90m,26.75,5.04m,26.66m,2.27.41)					
4,106	Belinda Tolley	V	29.1.76	2	Melbourne	10 Jan
	(15.88,1.56m,9.06m,28.16,4.99m,29.12m,2.38.91)					
4,022	Tania Harding	V	4.1.77	3	Melbourne	10 Jan
	(16.01,1.56m,7.92m,26.88,4.87m,20.02m,2.30.16)					

AUSTRALIAN ALL-TIME LIST

Compiled by Paul Jones AA Statistician

MEN

100 YARDS

9.2m	+1.4	Bob Lay	N	20.3.44	1	Sydney	10.3.65
9.52	-0.8	Gary Eddy	V	26.3.45	5	Kingston	6.8.66
9.3m	0.0	Hec Hogan	Q	11.7.31	1	Sydney	13.3.54
9.3m		Ken Irvine	N	5.3.40	1	Dubbo	9.3.63
9.3m		Gary Holdsworth	V	1.8.41	1	Melbourne	6.3.66
9.3m		Richard James	V	9.3.56	1	Melbourne	20.12.79
9.3m		Peter Batten	V	19.9.56	2	Melbourne	20.12.79
9.4m		Peter Vassella	N	4.1.41	1	Wollongong	4.3.62
9.4m		Greg Lewis	V	9.12.46	2	Melbourne	6.3.66

MEN

100 YARDS

9.2m	+1.4	Bob Lay	N	20.3.44	1	Sydney	10.3.65
9.52	-0.8	Gary Eddy	V	26.3.45	5	Kingston	6.8.66
9.3m	0.0	Hec Hogan	Q	11.7.31	1	Sydney	13.3.54
9.3m		Ken Irvine	N	5.3.40	1	Dubbo	9.3.63
9.3m		Gary Holdsworth	V	1.8.41	1	Melbourne	6.3.66
9.3m		Richard James	V	9.3.56	1	Melbourne	20.12.79
9.3m		Peter Batten	V	19.9.56	2	Melbourne	20.12.79
9.4m		Peter Vassella	N	4.1.41	1	Wollongong	4.3.62
9.4m		Greg Lewis	V	9.12.46	2	Melbourne	6.3.66
9.4m		Stuart Laing	Q	22.1.46	1	Melbourne	10.2.68
9.4m		Fred Martin	N	4.10.66	1	Sydney	13.2.85

100 METRES

10.19	+1.7	Damien Marsh	Q	28.3.71	1	Melbourne	25.2.93
10.22	-0.4	Gerrard Keating	V	3.12.62	5	Canberra	5.10.85
10.26	+0.8	Paul Narracott	Q	8.10.59	1	Melbourne	6.3.84
10.26	+1.7	Tim Jackson	N	4.7.69	2	Melbourne	25.2.93
10.28	+1.9	Paul Henderson	N	13.3.71	1h	Sydney	19.2.93
10.31	+2.0	Shane Naylor	V	3.11.67	4s	Birmingham	26.7.91
10.32	+1.7	Steve Briacombe	V	7.5.71	4	Melbourne	25.2.93
10.34	+1.3	Peter Gandy	N	2.9.61	3	Adelaide	11.1.82
10.34	+1.7	Chris Perry	V	21.5.59	4h	London	20.6.86
10.35	+0.9	Rod Napstone	W	19.11.69	1h	Seattle	16.5.92
10.36	+0.1	Dean Capobianco	W	11.5.70	1	Sydney	24.2.91
10.40	+1.8	Steve McBain	S	23.1.67	4	Sydney	28.3.87
10.42	+1.8	Bob Lay	N	20.3.44	3q	Tokyo	14.10.64
10.42	+1.4	Graham Haskell	S	3.8.48	1h	Christchurch	25.1.74
10.43	+2.0	Clayton Kearney	N	11.4.64	3s	London	20.6.86
10.44		Ian Campbell	V	18.4.57	2	Missoula	23.4.77
10.45	+1.7	Bruce Frayne	S	24.1.58	1	London	9.6.82
10.46	+0.8	Greg Lewis	V	9.12.46	=1s	Christchurch	26.1.74
10.46	-2.4	Phil Chiodo	V	10.10.74	1	Melbourne	13.12.91
10.46	+0.2	Chad Stephenson	N	13.3.72	2	Melbourne	25.2.92

manual

9.9	+1.2	Paul Narracott	Q	8.10.59	1	Brisbane	4.1.84
10.1	+0.5	Gary Holdsworth	V	1.8.41	1	Geelong	9.4.67
10.1	+0.8	Greg Lewis	V	9.12.46	1	Melbourne	11.11.72
10.1	0.0	Graham Haskell	S	3.8.48	1	Sydney	27.10.73
10.1		John Dinan	V	18.11.59	1	Melbourne	19.3.85
10.1		Shane Naylor	V	3.11.67	1	Melbourne	16.2.88
10.2		Hec Hogan	Q	11.7.31	1	Sydney	13.3.54
10.2		Bob Lay	N	20.3.44	1	Melbourne	16.2.67
10.2		Phil King	V	18.12.46	1	Melbourne	3.4.68
10.2		Eric Bigby	Q	6.3.40	1	Brisbane	9.1.71
10.2	+0.8	Laurie D'Arcy	V	3.5.47	2	Melbourne	11.11.72
10.2		Richard James	V	9.3.56	2	Melbourne	10.11.73
10.2		Colin McQueen	V	12.2.56	1	Melbourne	21.1.78
10.2		Peter v. Miltenburg	V	16.8.57	1	Eugene	13.7.84
10.2		Reid Pryor	V	4.10.66	2	Melbourne	19.3.85
10.2		Brett Leavy	Q	8.2.65	1	Brisbane	9.12.88

200 METRES

20.06	+0.9	Peter Norman	V	15.6.42	2	Mexico City	16.10.68
20.19	+1.6	John Dinan	V	18.11.59	1	Canberra	6.3.86
20.39	+0.2	Dean Capobianco	W	11.5.70	3	Rome	17.7.91

20.44	+2.0	Robert Stone	V	5.1.65	1	Brisbane	13.3.88
20.48	+0.5	Fred Martin	N	4.10.66	1	Brisbane	3.2.85
20.49	0.0	Darren Clark	N	6.9.65	1	Sydney	12.11.83
20.49	+0.9	Damien Marsh	Q	28.3.71	1	Sydney	21.2.93
20.53	+0.6	Greg Lewis	V	9.12.46	5s	Mexico City	16.10.68
20.59	-0.5	Bruce Frayne	S	24.1.58	1	Canberra	21.12.80
20.59	+1.8	Miles Murphy	N	19.5.67	1	Canberra	5.3.88
20.63	+1.0	Paul Henderson	N	13.3.71	1s	Brisbane	6.3.93
20.64		Clayton Kearney	N	11.4.64	2	Seoul	14.9.85
20.65	+0.4	Paul Narracott	Q	8.10.59	4	Brisbane	7.10.82
20.66	+0.7	Peter Gandy	N	2.9.61	2	Auckland	24.1.81
20.69	+2.0	Peter v. Miltenburg	V	16.8.57	1	Melbourne	6.3.84
20.82	+1.7	Mark Garner	N	3.6.69	1	Sydney	16.1.88
20.83	+1.0	Chad Stephenson	N	13.3.72	1	Sydney	22.2.92
20.85	-0.8	Brett Leavy	Q	8.2.65	3	Adelaide	8.3.92
20.90	-0.6	Paul Greene	N	9.12.72	1	Saga	19.8.89
20.91	+1.0	Richard Hopkins	S	12.10.54	6s	Champaign	4.6.77

annual

20.3	+1.7	Peter Gandy	N	2.9.61	1	Hobart	11.1.81
20.4		Paul Narracott	Q	8.10.59	1	Brisbane	25.2.79
20.6y		Jim Carlton	N	10.2.09	1	Sydney	16.1.32
20.5	+2.0	Peter Fitzgerald	V	27.10.53	1	Melbourne	16.12.76
20.6		Barry Besanko	V	15.8.56	2	Brisbane	27.2.77
20.6		Colin McQueen	V	12.2.56	1	Brisbane	14.2.79
20.6		Richard James	V	9.3.56	2	Sydney	30.12.79
20.8y	0.0	Gary Eddy	V	26.3.45	1q	Kingston	8.8.66
20.7	0.0	Phil King	V	18.12.46	3	Sydney	24.3.68
20.7	0.0	Gary Holdsworth	V	1.8.41	4	Sydney	24.3.68
20.7		Bruce Weatherlake	N	13.3.50	1	Sydney	21.2.70
20.7		Ross Hawthorne	N	23.12.59	1	Sydney	25.2.79

400 METRES

44.38		Darren Clark	N	6.9.65	3s	Seoul	26.9.88
44.71		Miles Murphy	N	19.5.67	1	Perth	26.3.88
44.84		Rick Mitchell	V	24.3.55	2	Moscow	30.7.80
44.98		Robert Stone	V	5.1.65	1	Melbourne	6.3.88
45.08		Mark Garner	N	3.6.69	2q	Tokyo	26.8.91
45.21		Bruce Frayne	S	24.1.58	5s	Los Angeles	6.8.84
45.61		Ross Wilson	Q	31.10.50	2	Edinburgh	23.7.70
45.61		Paul Greene	N	9.12.72	1	Sydney	24.2.91
45.65		Gary Minihan	V	24.1.62	1	Melbourne	20.3.83
45.76		Dean Capobianco	W	11.5.70	1	Melbourne	25.2.92
45.7m		Steve Longden-Gee	N	23.2.53	1	Melbourne	17.12.74
45.7m		John Higham	V	28.10.51	2	Melbourne	18.2.78
45.86		Colin McQueen	V	12.2.56	1	Perth	23.3.79
45.89		Michael Joubert	Q	11.5.70	3s	Durham	1.6.90
45.98		David Johnston	N	8.11.61	3	Canberra	6.3.86
45.98		Rohan Robinson	V	15.11.71	1	Melbourne	24.3.91
45.99		Sim. Hollingsworth	T	9.5.72	1	Adelaide	16.2.92
46.00		Steve Perry	V	23.9.70	2	Sydney	24.2.91
46.05		Joshua Coull	V	10.11.69	1	Canberra	25.1.93
46.06		Anthony Ryan	Q	5.3.69	2	Sydney	25.1.92

800 METRES

1.44.40		Ralph Doubell	V	11.2.45	1	Mexico City	15.10.68
1.44.78		Peter Bourke	V	23.4.58	1	Brisbane	20.3.82
1.45.36		Bill Hooker	V	31.3.49	3	London	14.7.73
1.45.38		Simon Doyle	Q	9.11.66	4	Nice	15.7.91
1.45.6e		John Higham	V	25.10.51	1	Auckland	20.3.77
1.45.6m		Paul Gilbert	N	29.12.60	1	Melbourne	22.3.84

1.45.70	Barry Acres	W	19.7.65	1	Canberra	26.1.88
1.45.74	Mike Hillardt	Q	22.1.61	1	Melbourne	19.3.83
1.45.74	Pat Scannell	V	15.4.61	2	Burnaby	16.7.84
1.46.9y	Noel Clough	V	25.4.37	1	Kingston	8.8.66
1.46.26	Ian Gaudry	N	20.3.64	1	Melbourne	17.3.88
1.46.3e	Peter Watson	W	30.5.47	3	Christchurch	20.1.74
1.46.42	Brett Crew	Q	17.10.62	4	Melbourne	13.10.82
1.46.5m	Graeme Rootham	N	7.3.48	1	Perth	26.3.72
1.46.54	Dean Kenneally	A	8.3.67	6	Dijon	11.6.92
1.47.3y	Herb Elliott	W	25.2.38	1	London	4.8.58
1.46.6m	Mike Willis	V	23.4.55	2	Melbourne	15.1.81
1.46.7m	Chun Darvall	N	27.12.57	2	Brisbane	18.3.78
1.46.86	Paul Schnyder	V	8.4.62	2	Melbourne	3.3.85
1.46.90	Alan Grolins	N	1.2.64	2	Melbourne	20.3.86

1,000 METRES

2.17.49	Mike Hillardt	Q	22.1.61	4	London	18.8.64
2.17.98	Pat Scannell	V	15.4.61	2	London	22.8.87
2.18.22	Simon Doyle	Q	9.11.66	1	Brussels	27.8.89
2.18.4m	Chris Fisher	S	2.10.49	1	Munich	24.8.72
2.18.4m	Graham Crouch	V	11.1.48	3	Milan	2.7.75
2.19.1m	Herb Elliott	W	25.2.38	1	Stockholm	2.10.60
2.19.52	Peter Bourke	V	23.4.58	5	London	22.8.87
2.20.2m	Ken Hall	V	25.7.51	5	Copenhagen	13.8.75
2.20.5m	Tony Blue	Q	4.2.36	2	Paris	2.10.60
2.20.8m	Ralph Doubell	V	11.2.45	1	Melbourne	12.3.70

1,500 METRES

3.31.96	Simon Doyle	Q	9.11.66	2	Stockholm	3.7.91
3.33.39	Mike Hillardt	Q	22.1.61	4	Berlin	23.8.85
3.34.22	Graham Crouch	V	11.1.48	5	Christchurch	2.2.74
3.34.61	Pat Scannell	V	15.4.61	2	Melbourne	17.3.88
3.35.6m	Herb Elliott	W	25.2.38	1	Rome	6.9.60
3.36.17	Peter Bourke	V	23.4.58	2	Koblenz	13.8.87
3.36.6m	Ken Hall	V	25.7.51	-	Goteborg	12.8.75
3.36.60	Andrew Lloyd	N	14.2.59	7	Barcelona	16.7.90
3.37.36	Steve Foley	V	21.11.57	3	Zurich	15.8.79
3.38.82	Dean Paulin	V	3.10.67	8	Koblenz	24.8.89
3.39.03	Pat Carroll	Q	17.8.61	1	Canberra	10.1.90
3.39.5m	Chris Fisher	V	2.10.49	1	Oslo	3.8.71
3.39.57	Gerard Ryan	V	11.7.60	8	Oslo	27.7.85
3.39.89	David Forbes	N	19.3.60	5	Sydney	11.3.84
3.39.9m	Peter Watson	W	30.5.47	1	Sydney	23.3.68
3.39.9m	Peter Fuller	V	28.11.49	1	Melbourne	11.3.76
3.39.92	David Pittsimons	S	23.4.50	3h	Christchurch	31.1.74
3.39.98	Randal Markey	T	14.2.55	5	Philadelphia	5.6.76
3.40.13	Wayne Dyer	V	18.2.58	4	Melbourne	6.3.84
3.40.39	David Evans	V	21.12.69	1	Adelaide	16.2.92

1 MILE

3.49.91	Simon Doyle	Q	9.11.66	4	Oslo	6.7.91
3.51.82	Mike Hillardt	Q	22.1.61	1	Koblenz	28.8.85
3.53.58	Pat Scannell	V	15.4.61	2	Melbourne	7.2.81
3.54.5m	Herb Elliott	W	25.2.38	1	Dublin	6.8.58
3.55.2m	Ken Hall	V	25.7.51	2	Goteborg	12.8.75
3.55.59	Graham Crouch	V	11.1.48	3	Stockholm	1.7.74
3.55.9m	Merv Lincoln	V	22.11.37	2	Dublin	6.8.58
3.56.52	Andrew Lloyd	N	14.2.59	5	London	27.5.90
3.56.59	Steve Foley	V	21.11.57	2	Dublin	10.7.79
3.56.8m	Peter Fuller	V	28.11.49	2	Melbourne	9.1.74

3.57.3m	Chris Fisher	S	2.10.49	1	El Paso	18.5.75
3.57.79	Steve Austin	V	14.2.51	5	Melbourne	14.1.82
3.57.9m	John Landy	V	12.4.30	1	Turku	21.6.54
3.58.0m	Peter Watson	V	30.5.47	2	Victoria	7.7.73
3.58.0m	Peter Bourke	V	23.4.58	1	Melbourne	17.12.81
3.58.2m	Paul Grinstead	V	21.8.57	2	Melbourne	17.12.81
3.58.3m	Albie Thomas	N	8.2.35	1	Melbourne	21.3.64
3.58.38	Darren Abbott	S	16.8.71	2	Melbourne	25.2.92
3.58.43	Glenn Ritchie	N	18.1.62	6	Cork	5.7.88
3.58.6m	Jim Bailey	N	21.7.29	1	Los Angeles	5.5.56
3.58.6m	Peter O'Donoghue	V	1.10.61	3	Wanganui	27.1.93

2,000 METRES

5.00.84	Simon Doyle	Q	9.11.66	1	Sydney	25.1.92
5.01.3m	Steve Foley	V	21.11.57	1	Adelaide	22.12.79
5.03.00	Shaun Creighton	V	14.5.67	2	Sydney	25.1.92
5.03.62	Pat Scammell	V	15.4.61	-	Cologne	19.8.90
5.05.95	Mike Hillardt	Q	22.1.61	1	Brussels	30.8.85
5.06.2m	Tony Benson	V	20.5.42	1	Viareggio	11.8.72
5.06.6m	David Fitzsimons	S	23.4.50	2	Edmonton	2.8.78
5.08.3m	Kerry O'Brien	S	17.4.46	5	Viareggio	11.8.72
5.08.4m	Laurie Toogood	N	28.11.45	2	Sydney	18.3.66
5.08.8m	Ron Clarke	V	21.2.37	2	Melbourne	22.11.66
5.08.8m	Gary Leuner	S	29.9.53	2	Adelaide	22.12.79

3,000 METRES

7.45.57	Peter O'Donoghue	V	1.10.61	1	Adelaide	14.2.93
7.45.94	Andrew Lloyd	N	14.2.59	1	Canberra	1.12.90
7.46.62	Simon Doyle	Q	9.11.66	2	Sydney	19.2.92
7.47.2m	Ron Clarke	V	21.2.37	1	Vasteras	27.6.67
7.47.66	Pat Carroll	Q	17.8.61	1	Sydney	14.1.90
7.48.07	Shaun Creighton	V	14.5.67	2	Canberra	1.12.90
7.48.74	David Fitzsimons	S	23.4.50	2	Goteborg	6.7.78
7.48.8m	Gerard Barrett	Q	31.12.56	1	Brisbane	29.11.78
7.50.2m	Tony Benson	V	20.5.42	1	Melbourne	2.1.71
7.50.4m	Kerry O'Brien	S	17.4.46	2	Melbourne	2.1.71
7.51.37	Colin Dalton	N	10.4.66	4	Sydney	14.1.90
7.51.70	Julian Paynter	V	15.7.70	3	Adelaide	14.2.93
7.52.09	Paul Patrick	V	15.9.71	4	Adelaide	14.2.93
7.52.17	Mike Hillardt	Q	22.1.61	3	Budapest	20.8.84
7.53.38	Pat Scammell	V	15.4.61	3	Canberra	1.12.90
7.53.4m	Steve Foley	V	21.11.57	1	Brisbane	1.3.81
7.53.8m	John Coyle	V	12.7.41	2	Geelong	26.1.66
7.54.4m	Steve Austin	V	14.2.51	2	Brisbane	1.3.81
7.54.50	Malcolm Norwood	V	28.7.64	6	Sydney	14.1.90
7.55.8m	Graham Crouch	V	11.1.48	4	Lynby	15.8.73

5,000 METRES

13.16.6m	Ron Clarke	V	21.2.37	1	Stockholm	5.7.66
13.17.42	David Fitzsimons	S	23.4.50	3	Dusseldorf	4.9.77
13.22.1m	Steve Austin	V	14.2.51	7	Oslo	15.7.80
13.23.31	Peter O'Donoghue	V	1.10.61	1	Melbourne	25.2.93
13.23.37	Gerard Barrett	Q	31.12.56	1	Christchurch	20.1.79
13.23.8m	Bill Scott	V	8.2.52	1	Melbourne	23.1.80
13.24.63	Andrew Lloyd	N	14.2.59	1	Melbourne	25.2.92
13.25.49	Pat Carroll	Q	17.8.61	1	Melbourne	7.2.91
13.27.31	John Andrews	N	9.3.58	1	Melbourne	23.11.89
13.27.98	Jamie Harrison	N	21.12.63	2	Melbourne	23.11.89
13.28.61	Rod Higgins	A	24.8.67	2	Melbourne	7.2.91
13.28.71	Simon Doyle	Q	9.11.66	3	Melbourne	25.2.92

13.29.03	David Evans	V	21.12.69	4	Melbourne	25.2.92
13.29.07	Malcolm Norwood	V	28.7.64	3	Melbourne	7.2.91
13.30.84	Steve Moneghetti	V	26.9.62	4	Melbourne	23.11.89
13.31.2m	Ken Hall	V	25.7.51	4	Christchurch	19.1.80
13.32.4m	Graham Crouch	V	11.1.48	1	Melbourne	4.2.76
13.33.21	Paul Patrick	V	15.9.71	4	Melbourne	25.2.93
13.34.2m	Chris Wardlaw	V	3.3.50	5	Melbourne	3.2.77
13.34.2m	Rob de Castilla	V	27.2.57	1	Melbourne	12.11.81

10,000 METRES

27.37.89	Ron Clarke	V	21.2.37	1	Oslo	14.7.65
27.46.71	Bill Scott	V	8.2.52	2	Melbourne	6.2.80
27.47.69	Steve Moneghetti	V	26.9.62	7	Oslo	4.7.92
27.50.7m	Gerard Barrett	Q	31.12.56	3	Moscow	21.7.79
27.53.30	Steve Austin	V	14.2.51	3	Stockholm	9.7.81
27.57.34	Andrew Lloyd	N	14.2.59	1	Melbourne	12.12.87
28.02.73	Rob de Castilla	V	27.2.57	2	Melbourne	15.12.83
28.04.64	David Fitzsimons	S	23.4.50	9	London	9.9.77
28.09.7m	John Andrews	N	9.3.58	1	Melbourne	16.12.82
28.11.25	Peter Brett	S	14.11.62	2	Melbourne	18.12.86
28.14.25	Rod Higgins	A	24.8.67	2	Melbourne	10.12.91
28.15.00	Danny Bolts	N	17.7.62	3	Melbourne	18.12.86
28.15.6m	Chris Wardlaw	V	3.3.50	1	Melbourne	3.3.76
28.16.19	Jamie Harrison	N	21.12.63	4	Melbourne	18.12.86
28.18.2m	Garry Henry	S	17.5.53	5	Melbourne	6.2.80
28.19.0m	Dave Chettle	T	14.9.51	1	Melbourne	15.12.77
28.21.26	Adan Hoyle	V	20.8.63	6	Melbourne	18.12.86
28.23.50	Lawrie Whitty	N	6.2.60	3	Melbourne	15.12.83
28.29.97	Andrew Garnham	V	6.2.60	9	Melbourne	18.12.86
28.30.28	Paul Arthur	N	5.5.67	5	Melbourne	10.12.91

MARATHON

2.07.51.0	Rob de Castilla	V	27.2.57	1	Fukuoka	6.12.81
2.08.16.0	Steve Moneghetti	V	26.9.62	1	Berlin	30.9.90
2.08.33.6	Derek Clayton	V	17.11.42	1	Antwerp	30.5.69
2.10.09.0	Garry Henry	S	17.5.53	4	Fukuoka	7.12.80
2.10.11.0	Brad Camp	V	25.12.64	1	Gold Coast	23.7.89
2.10.20.0	Dave Chettle	T	14.9.51	2	Fukuoka	7.12.75
2.10.44.0	Pat Carroll	Q	17.8.61	1	Gold Coast	24.7.88
2.11.10.0	Danny Bolts	N	17.7.62	2	Los Angeles	3.3.91
2.11.12.6	John Farrington	N	2.7.42	1	Sydney	14.7.73
2.11.42.4	Gerard Barrett	Q	31.12.56	1	Adelaide	6.4.80
2.11.55.0	Bill Scott	V	8.2.52	=6	Fukuoka	2.12.79
2.11.55.0	Chris Wardlaw	V	3.3.50	=6	Fukuoka	2.12.79
2.12.10.0	Malcolm Norwood	V	28.7.64	1	St. Paul	6.10.91
2.12.50.0	Grenville Wood	S	3.2.55	2	Melbourne	17.10.82
2.13.15.0	Rob Wallace	V	21.6.51	3	Duluth	20.6.81
2.13.57.0	Jeff Coole	V	21.1.53	3	Melbourne	17.10.82
2.14.20.7	Lawrie Whitty	N	6.2.60	7	Montreal	12.9.81
2.14.33.0	Brenton Norman	S	28.12.44	2	Perth	8.9.73
2.14.35.3	Andrew Lloyd	N	14.2.59	2	Sydney	10.6.84
2.14.44.0	John Andrews	N	9.3.58	15	Chicago	30.10.88

110 METRES HURDLES

13.57	+1.7	Kyle Vander-Kuyp	V	30.5.71	1	Brisbane	6.3.93
13.58	+1.5	Don Wright	Q	26.4.59	3	Brisbane	4.10.82
13.69	+2.0	John Caliguri	V	28.10.62	3	Tampere	13.6.92
13.72	+1.9	Max Binnington	W	8.3.49	5	Brisbane	4.10.82
13.88	0.0	Warren Parr	N	25.1.52	6s	Montreal	28.7.76
13.92	+1.7	David Cooper	Q	10.8.72	2	Brisbane	6.3.93

13.95	+1.5	Jai Taurima	Q	26.6.72	1	Brisbane	14.11.92
14.09	-1.0	Vin Plant	V	29.6.49	1	Melbourne	31.3.79
14.09	0.0	Mike Wilson	V	2.1.59	2	Melbourne	6.3.84
14.12		Mal Baird	V	6.7.48	2	Munich	24.8.72
14.14	+1.7	Gary Knoke	N	5.2.42	4h	Mexico City	16.10.68
14.15	+1.0	Dean Capobianco	W	11.5.70	1	Brisbane	19.3.89
14.28	+0.4	Michael Kent	Q	27.3.60	3h	Canberra	30.3.85
14.28	+1.1	Peter Winter	V	17.1.71	3	Melbourne	25.2.93
14.30	-1.5	Steve Saunders	N	15.2.66	2	Adelaide	26.11.89
14.30	-1.6	Jon Morrison	N	14.5.69	2h	Brisbane	5.3.93
14.38y	-0.6	Dave Prince	N	20.9.41	2h	Perth	29.11.62
14.39	+2.0	Michael Carroll	N	6.6.62	1	Sydney	14.1.84
14.43	-0.3	Rod Zuyderwyk	Q	30.3.71	dec	Pullman	20.4.90
14.44	+1.5	Tony Briggs	V	3.7.67	2	Melbourne	10.3.90

manual

13.6		Warren Parr	N	25.1.52	1	Sydney	9.10.77
13.7	+1.5	Vin Plant	V	29.6.49	2	Melbourne	1.3.75
13.8		Mal Baird	V	6.7.48	1	Sydney	12.3.72
13.8		Mike Wilson	V	2.1.59	2	Melbourne	19.1.82
13.8		Rod Zuyderwyk	Q	30.3.71	dec	Provo	26.4.91
14.0y	+1.6	Ray Weinberg	V	23.10.26	1	Melbourne	9.2.52
14.0		John Chittick	V	29.10.37	1	Melbourne	3.2.60
14.0		John Kenny	N	13.4.51	1	Sydney	11.12.76
14.1y		Peter Gardner	V	5.1.25	1	Melbourne	29.1.49
14.1y		Dave Prince	N	20.9.41	1	Melbourne	12.7.66
14.1y		Tony Pickett	N	.44		USA	.66
14.1		Geoff Smith	N	6.3.45	2	Sydney	5.7.70
14.2y		Ken Doubleday	V	14.2.26	1	Sydney	11.2.54
14.2		Ken Elphick	N	13.3.52	1	Sydney	4.4.73
14.2	-0.9	Adam Pedler	S	1.3.52	3	Bobart	12.3.77
14.2		Greg Barnett	V	29.11.61	1	Melbourne	17.2.87

400 METRES HURDLES

49.32		Bruce Field	V	22.1.47	2	Christchurch	29.1.74
49.35		Rohan Robinson	V	15.11.71	1	Sydney	23.2.91
49.37		Garry Brown	Q	27.10.54	1	Brisbane	7.10.82
49.3h		Gary Knoke	N	5.2.42	1	Perth	26.3.72
49.69		Peter Grant	V	5.1.54	3	Copenhagen	1.8.79
49.72		Sim.Hollingsworth	T	9.5.72	7	London	10.7.92
49.82		Ken Gordon	Q	19.5.62	1	Canberra	14.3.87
49.85		Leigh Miller	V	19.8.63	1	Perth	27.3.88
49.8h		Don Hanly	V	5.4.54	1	Melbourne	21.3.76
50.1h		Tony Briggs	V	3.7.67	2	Sydney	23.2.91
50.1h		Ken Roche	V	24.10.41	2	Perth	27.3.66
50.26		John Roche	V	12.12.60	1	Melbourne	14.1.82
50.30		Darren Wright	W	16.7.65	2	Perth	27.3.88
50.58y		David Lean	T	22.8.35	2	Cardiff	22.7.58
50.54		Manesh Pillay	W	15.7.72	1	Adelaide	7.3.92
50.7y		Tony Pickett	N	.44	2	Albuquerque	9.3.67
50.64		Andrew Zorrit	N	17.3.68	1	Canberra	4.3.89
50.72		Dolph Francis	Q	6.5.67	2s	Athens	17.7.86
50.9y		Michael Ryan	V	19.12.41	1	Melbourne	22.3.64
50.6h		Bill Hooker	V	31.3.49	1	Melbourne	30.3.69
50.82		Kevin Oakey	V	10.11.64	4	Perth	27.3.88

3,000 METRES STEEPCHASE

8.20.37		Shaun Creighton	V	14.5.67	1	Melbourne	17.12.92
8.21.98		Kerry O'Brien	S	17.4.46	1	Berlin	4.7.70
8.26.2e		Tony Manning	N	9.1.43	1	Edinburgh	23.7.70
8.27.0m		Peter Larkins	V	22.6.54	1	Melbourne	11.3.76

8.29.0m	Bob Henty	V	6.1.45	1	Victoria Can.	7.7.73
8.31.18	Gary Jeuner	S	29.9.53	1	Adelaide	13.3.82
8.31.4m	Rob Gilfillan	V	20.1.57	1	Melbourne	6.3.80
8.35.02	Wayne Dyer	V	18.2.58	3	Melbourne	31.3.84
8.36.2m	Ian Blackwood	V	25.6.41	1	Melbourne	3.3.66
8.36.8m	Bob Walczak	V	4.5.50	1	Adelaide	22.3.75
8.38.9m	Brendan Hewitt	S	17.8.64	1	Adelaide	8.2.84
8.39.0m	Trevor Vincent	V	27.4.38	1	Sydney	2.2.64
8.40.62	Glenn Stofjanovic	N	3.2.74	5	Seoul	20.9.92
8.42.87	Rob Neylon	V	31.8.58	6	Christchurch	1.2.81
8.43.22	Steve Barlow	V	.61	2	Houston	14.3.86
8.43.4m	Carry Briggs	Q	27.2.58	1	Adelaide	12.3.83
8.43.50	Pat Woods	A	5.10.67	1	Melbourne	1.4.90
8.44.0m	Kerry Pearce	V	10.12.46	4	Los Angeles	18.7.69
8.44.3m	Phil Cuffe	V	10.5.54	3	Melbourne	12.1.78
8.44.4m	Craig Logan	V	29.1.62	1	Melbourne	3.2.87

3,000 METRES WALK

10.56.22	Andrew Jachno	V	13.4.62	1	Melbourne	7.2.91
11.00.56	Dave Smith	V	24.7.55	1	Perth	24.1.87
11.11.45	Nick A'Hern	N	6.1.69	2	Melbourne	7.2.91
11.26.0m	Simon Baker	V	6.2.58	1	Sollefuna	7.7.89
11.28.2m	Willi Sawall	V	7.11.41	1	Melbourne	15.3.80
11.31.8m	Steve Beecroft	V	14.3.71	1	Melbourne	21.1.93
11.45.5m	Paul Copeland	V	25.4.67	1	Melbourne	16.1.92
11.46.09	Anthony Miles	Q	30.11.71	2	Brisbane	16.11.91
11.50.6m	Mike Harvey	V	5.12.62	2	Melbourne	1.3.86
11.51.0m	Greg Robertson	T	23.12.69	1	Hobart	19.1.91
11.52.3m	Craig Brill	V	10.11.67	3	Melbourne	15.11.90
11.52.8m	Dion Russell	V	8.5.75	3	Melbourne	28.11.91
11.58.3m	Rob McFadden	S	15.3.66	1	Adelaide	6.1.88
11.58.8m	Craig Jeffery	V	12.5.68	2	Melbourne	30.1.92
12.00.3m	Mike Woods	N	11.10.62	1	Sydney	13.3.82
12.01.69	Dario Wojcic	V	24.9.59	1	Melbourne	10.12.91
12.03.0m	Rohan Best	T	24.2.73	2	Hobart	2.2.91
12.04.23	Mark Donahoo	V	27.5.58	5	Melbourne	7.2.91
12.11.4m	Alan Muir	N	15.10.64	2	Sydney	13.3.82

5,000 METRES WALK

18.52.87	Dave Smith	V	24.7.55	1	Canberra	21.2.86
18.58.7m	Nick A'Hern	N	6.1.69	1	Brisbane	6.3.93
19.09.74	Andrew Jachno	V	13.4.62	2	Sydney	23.2.91
19.24.12i	Simon Baker	V	6.2.58	7	Budapest	5.3.89
19.45.65	Willi Sawall	V	7.11.41	2	Melbourne	31.3.84
19.51.17	Steve Beecroft	V	14.3.71	2	Melbourne	9.2.92
19.57.9m	Paul Copeland	V	25.4.67	2	Melbourne	14.12.89
20.14.9m	Mike Harvey	V	5.12.62	1	Melbourne	26.11.91
20.22.5m	Dario Wojcic	V	24.9.59	3	Melbourne	26.11.91
20.29.5m	Dion Russell	V	8.5.75	1	Melbourne	12.11.92
20.30.1m	Rob McFadden	S	15.3.66	1	Adelaide	21.3.92
20.38.0m	Mark Donahoo	V	27.5.58	2	Melbourne	22.11.90
20.40.8m	Jason Moore	Q	19.3.74	1	Brisbane	12.2.93
20.41.45	Greg Robertson	T	23.12.69	4	Sydney	23.2.91
20.42.9m	Craig Brill	V	10.11.67	1	Melbourne	6.12.90
20.48.0m	Anthony Miles	Q	30.11.71	1	Brisbane	15.10.89
20.49.0m	Mark Thomas	V	23.12.62	2	Melbourne	26.11.92
20.51.18	Rohan Best	T	24.2.73	1	Hobart	6.1.91
20.54.56	Mike Woods	N	11.10.62	3	Sydney	23.2.85
20.56.2m	Paul Kennedy	V	3.4.57	4	Brisbane	6.3.93

10,000 METRES WALK

38.20.9m	Dave Smith	V	24.7.55	1	Sydney	15.9.85
39.10.10	Nick A'Hern	N	6.1.69	1	Sydney	13.1.91
39.29.3m	Andrew Jachno	V	13.4.62	1	Melbourne	6.1.91
40.35.0m	Simon Baker	V	6.2.58	1	Ornskoldsvik	8.7.89
40.46.4m	Steve Beecroft	V	14.3.71	2	Melbourne	5.1.92
41.05.2m	Paul Copeland	V	25.4.67	3	Melbourne	5.1.92
42.06.8m	Mike Harvey	V	5.12.62	2	Ornskoldsvik	1.7.90
42.12.4m	Rob McFadden	S	15.3.66	1	Adelaide	28.3.92
42.45.5m	Greg Robertson	T	23.12.69	1	Hobart	9.2.91
43.14.7m	Mark Donahoo	V	27.5.58	3	Canberra	26.1.88

20KM WALK

1.19.22.0	Dave Smith	V	24.7.55	1	Hobart	19.7.87
1.19.33.0	Nick A'Hern	N	6.1.69	1	Melbourne	15.12.90
1.20.43.0	Andrew Jachno	V	13.4.62	1	Brisbane	26.8.90
1.21.19.0	Simon Baker	V	6.2.58	1	Canberra	27.8.88
1.21.36.0	Willi Sawall	V	7.11.41	1	Melbourne	4.7.82
1.24.53.6	Paul Copeland	V	25.4.67	1	Melbourne	10.11.91
1.25.34.0	Mike Harvey	V	5.12.62	3	Melbourne	5.8.90
1.25.41.0	Steve Beecroft	V	14.3.71	4	Canberra	25.1.93
1.27.12.0	Tim Erickson	V	23.11.50	1	Melbourne	14.12.80
1.27.29.0	Bill Dyer	V	26.3.61	-	Melbourne	22.6.85
1.27.42.0	Mark Donahoo	V	27.5.58	5	Richmond	9.4.88
1.28.17.1	Mike Woods	N	11.10.62	30	Bergen	24.9.83
1.28.25.0	Rob McFadden	S	15.3.66	5	Canberra	27.8.88
1.28.29.0	Steve Hausfeld	N	7.4.52	6	Richmond	9.4.88
1.29.04.0	Craig Jeffery	V	12.5.68	3	Melbourne	4.8.91
1.29.12.0	Noel Freeman	V	25.12.38	1	Melbourne	6.4.68
1.29.21.6	Rohan Best	T	24.2.73	1	Hobart	4.8.90
1.29.23.0	Craig Brill	V	10.11.67	2	Melbourne	4.8.91
1.29.48.0	Martin Richardson	V	.63	3	Melbourne	5.2.84
1.30.07.0	Ricky Cooke	T	9.8.69	4	Adelaide	

30KM WALK

2.05.59.0	Dave Smith	V	24.7.55	1	Canberra	10.5.86
2.06.39.0	Simon Baker	V	6.2.58	1	Melbourne	7.5.89
2.08.01.0	Willi Sawall	V	7.11.41	1	Melbourne	16.5.82
2.09.09.0	Andrew Jachno	V	13.4.62	2	Auckland	2.2.90
2.14.53.3	Paul Copeland	V	25.4.67	3	Melbourne	29.10.89
2.15.40.0	Craig Brill	V	10.11.67	2	Melbourne	21.4.91
2.16.36.0	Dario Wojcic	V	24.9.59	3	Melbourne	21.4.91
2.17.42.0	Noel Freeman	V	25.12.38	1	Melbourne	13.6.70
2.17.51.0	Mike Harvey	V	5.12.62	1	Melbourne	2.8.87
2.18.54.4	Bill Dyer	V	26.3.61	2	Melbourne	25.8.85

50KM WALK

3.43.13.0	Simon Baker	V	6.2.58	1	L'Hospitalet	25.8.89
3.46.34.0	Willi Sawall	V	7.11.41	1	Adelaide	6.4.80
3.53.23.0	Andrew Jachno	V	13.4.62	19	Seoul	30.9.88
3.58.30.0	Dario Wojcic	V	24.9.59	1	Melbourne	26.1.92
4.00.21.0	Craig Brill	V	10.11.67	2	Melbourne	26.1.92
4.03.17.0	Tim Erickson	V	23.11.50	25	Eschborn	30.9.79
4.04.27.0	Mike Harvey	V	5.12.62	2	Adelaide	17.8.86
4.11.08.0	Bill Dyer	V	26.3.61	1	Adelaide	15.7.84
4.11.10.0	Mark Donahoo	V	27.5.58	2	Melbourne	8.5.88
4.11.38.0	Steve Hausfeld	N	7.4.52	1	Canberra	28.6.86
4.13.55.0	John Sheard	V	9.5.48	36	Eschborn	30.9.79
4.14.17.0t	Bob Gardiner	V	22.3.36	1	Melbourne	24.8.68
4.16.34.0	Ian Fay	S	2.1.60	3	Melbourne	7.7.85

4.16.43.0	Kevin Lowden	V	.68	3	Melbourne	27.1.91
4.17.44.0	Keith Knox	N	15.9.50	1	Sydney	18.8.84
4.17.47.0	Ricky Cooke	T	9.8.69	4	Melbourne	27.1.91
4.20.00.0	Ted Allsopp	V	15.8.26	2	Melbourne	24.9.66
4.20.38.0	Peter Fullager	S	19.4.43	1	Adelaide	4.9.71
4.21.13.0	Brian Trower	V	.59	5	Melbourne	27.1.91
4.22.50.8	Frank Clark	N	11.4.43	1	Sydney	26.8.67

HIGH JUMP

2.35	Tim Forsyth	V	17.8.73	1	Canberra	25.1.93
2.31	David Anderson	W	8.12.65	2	Adelaide	8.3.92
2.31	Lochsley Thomson	N	20.8.73	3	Adelaide	8.3.92
2.29	Ian Garrett	N	12.5.70	1	Whitehaven	6.7.91
2.28	John Atkinson	Q	29.10.63	1	Melbourne	31.3.84
2.26	Marc Boward	V	5.11.66	2	Perth	26.3.88
2.26	Chris Anderson	W	6.4.68	1	Perth	27.2.93
2.25	David Hay	V	23.3.70	4	Adelaide	8.3.92
2.22	Phil Henderson	V	15.1.67	1	Swansea	28.6.86
2.21	Peter Boyce	V	14.5.46	1	Fresno	30.3.68
2.21	Gordon Windeyer	N	20.2.54	1	Brisbane	3.6.78
2.21	Jagan Bames	S	31.10.75	1	Brisbane	6.3.93
2.20	Tony Snearell	V	4.10.42	1	Tokyo	14.10.63
2.20	John Knight	V	13.3.58	2	Brisbane	3.2.85
2.20	Mike Allen	W	13.10.66	1	Perth	2.3.85
2.20	Joe Ellul	Q	29.8.71	1	Adelaide	19.12.89
2.20	Andrew Davis	S	23.1.71	2	Melbourne	1.4.90
2.20	Clayton Pugh	Q	26.6.75	1	Melbourne	14.12.91
2.20	Michael Hawkey	V	6.11.66	3	Sydney	25.1.92
2.19	Lawrie Peckham	V	4.12.44	-1	Melbourne	23.10.65

POLE VAULT

5.72	Simon Arkall	S	1.7.66	1	Adelaide	14.2.93
5.55	James Miller	W	4.6.74	1	Perth	7.2.93
5.53	Don Baird	V	29.5.51	1	Long Beach	16.4.77
5.45	Adam Steinhardt	S	5.12.69	3	Modesto	16.5.92
5.40	Tim Foster	S	19.5.67	1	Melbourne	9.3.89
5.40	Greg Balliday	S	4.9.72	1	Adelaide	27.2.93
5.35	Neil Honey	V	4.4.63	1	Melbourne	21.2.87
5.30	Ray Boyd	V	28.6.51	1	Melbourne	15.3.76
5.25	Steve Wilson	S	31.1.68	2	Melbourne	20.3.86
5.20	Mark Jeffery	W	29.4.70	2	Perth	9.2.92
5.20	Brett Styles	V	8.3.72	5	Melbourne	25.2.93
5.19	Ed Johnson	V	28.10.46	1	Melbourne	4.12.71
5.15	Andrew Stewart	V	23.4.55	2	Melbourne	24.2.80
5.11	John Mattinson	S	4.7.65	1	Adelaide	17.3.90
5.10	Adrian Barei	S	3.10.72	1	Adelaide	6.2.93
5.10	Aaron Gray	S	17.3.73	1	Adelaide	20.2.93
5.05	Greg Wainwright	S	17.6.61	1	Adelaide	21.12.85
5.05	Kym Simons	S	5.1.58	2	Adelaide	2.3.86
5.05	David Pfeiffer	V	10.3.70	1	Melbourne	28.11.92
5.00	Rob Chisholm	V	25.10.57	1	Melbourne	12.11.83

LONG JUMP

8.27	+1.2	Gary Honey	V	26.7.59	1	Budapest	20.8.84
8.13	+1.5	David Culbert	V	17.3.67	2	Melbourne	6.3.88
8.111		Glenn Carroll	N	15.6.67	1	Flagstaff	2.3.90
8.08		Chris Commons	V	9.12.50	1	Sydney	14.1.78
8.07		Allan Crawley	V	15.5.41	2	Los Angeles	9.7.67
8.04		Phil May	W	20.9.45	1	Perth	8.12.70
7.95		Ross Blackman	Q	7.4.51	1	Eugene	4.5.74

7.92		Michael Morqan	V	30.7.66	1	Brisbane	8.11.86
7.91		Murray Tolbert	N	7.4.46	1	Sydney	4.3.72
7.91		Ken Lorraway	A	6.2.56	1	Canberra	30.1.82
7.88	+1.8	Andrew Murphy	V	18.12.69	1	Melbourne	24.3.91
7.88		Jai Taurima	Q	26.6.72	1	Brisbane	3.10.92
7.84		Bruce Field	V	22.1.47	dec	Melbourne	30.1.72
7.76		Ian Campbell	V	18.4.57	2	Melbourne	13.11.79
7.76		Steve Knott	T	9.9.59	1	Hobart	16.1.82
7.76	+1.9	Clint Harvey	Q	23.6.68	1	Brisbane	12.2.89
7.73		Graham Taylor	Q	5.1.46	1	Canberra	25.5.71
7.72		Peter Buttery	Q	16.1.47	1	Sydney	15.1.71
7.71		Ian Tomlinson	W	27.2.36	1	Sydney	1.2.64
7.70		Peter Balson	V	23.2.56	1	Melbourne	1.12.73

TRIPLE JUMP

17.46	+1.7	Ken Lorraway	A	6.2.56	1	London	7.8.82
17.18	+2.0	Andrew Murphy	V	18.12.69	1	Adelaide	26.11.89
17.09	+0.5	Ian Campbell	V	18.4.57	2	Melbourne	17.1.80
17.02	+2.0	Phil May	W	20.9.45	6	Mexico City	17.10.68
16.92	+1.0	Paul Simonsen	N	1.11.67	2	Adelaide	26.11.89
16.65	+1.5	Matt Sweeney	V	27.5.66	1	Brisbane	19.3.89
16.58	+1.2	Peter Beames	V	13.9.63	1	Brisbane	13.3.88
16.56		Mick McGrath	V	28.11.47	1	Sydney	27.1.75
16.55		Don Commons	V	5.5.52	1	Canberra	30.10.77
16.36		John Baquley	W	30.6.40	-	Perth	24.2.62
16.28		Ian Tomlinson	W	27.2.36	-	Perth	24.2.62
16.23		Graham Boase	S	12.10.41	1	Adelaide	22.4.64
16.22		Phil Wood	V	29.12.53	1	Edmonton	2.8.78
16.19	+0.2	Peter Burge	Q	3.7.74	5	Seoul	19.9.92
16.16	-0.5	Gary Honey	V	26.7.59	4	Edinburgh	2.8.86
16.04	+1.8	Ian van Roden	Q	2.5.66	-	Brisbane	5.11.88
16.00		Lavrie Walkley	N	13.5.47	1	Sydney	25.11.72
16.00		John Mackenzie	W	23.8.65	1	Perth	3.12.88
15.89		Ross Beames	V	18.12.73	1	Melbourne	14.1.93
15.82		Robert Syme	S	10.4.64	1	Adelaide	28.2.87

SHOT PUTT

19.64		John Minns	V	31.5.67	1	Canberra	26.1.89
18.89		Stuart Gyngell	N	25.11.63	1	Melbourne	21.3.85
18.55		Craig Watson	T	27.11.66	1	Sydney	25.1.92
18.54		Joe Quigley	V	5.12.61	2	Melbourne	5.3.88
18.52		Phil Nettle	S	24.5.54	1	Sydney	12.2.84
18.40		Matt Barber	W	26.2.56	1	Perth	4.10.81
18.39		John McNawara	Q	8.4.61	1	Brisbane	1.2.86
18.32		Werner Reiterer	V	27.1.68	2	Melbourne	23.11.89
18.14		Ray Rigby	V	11.6.49	1	Melbourne	4.3.83
17.71		Greg Sedgwick	Q	11.1.62	1	Brisbane	11.1.86
17.54		Wayne Barber	W	14.8.60	1	Perth	2.3.85
17.52		Peter Phillips	Q	26.3.42	1	Brisbane	23.9.73
17.39		Mike Barry	Q	5.11.53	1	Melbourne	31.3.74
17.36		Peter Miskov	V	7.3.38	1	Charleston	23.5.64
17.35		Warwick Selvey	N	3.12.39	1	Melbourne	22.4.62
17.34		Paul Mandapi	V	21.12.61	2	Melbourne	31.1.85
17.25		Bill Meywes	N	17.8.60	1	Sydney	2.2.83
17.24		Jason Impey	N	26.2.71	3	Melbourne	25.2.93
17.23		Ben Laidler	W	15.6.68	1	Swansea	28.6.86
17.18		Alex Brown	W	9.11.51	2	Perth	26.3.72

DISCUS THROW

65.62		Werner Reiterer	V	27.1.68	1	Melbourne	15.12.87
-------	--	-----------------	---	---------	---	-----------	----------

65.08	Wayne Martin	N	26.2.55	1	Newcastle	3.1.79
64.10	Vlad Slavnic	V	10.9.58	1	Melbourne	20.1.88
62.66	Paul Nandapi	V	21.12.61	1	Canberra	12.12.87
59.30	John Nancy	W	24.6.60	1	Perth	13.2.91
58.90	Warwick Selvey	N	3.12.39	1	Adelaide	26.2.67
58.42	Ben Laidler	W	15.6.68	3	Perth	24.1.87
57.68	Phil Nettle	S	24.5.54	1	Sydney	23.3.80
56.96	Dick Prisman	Q	19.11.52	1	Brisbane	4.6.78
56.12	Joe Quigley	V	5.12.61	3	Melbourne	11.11.89
55.96	Bill Apostolidis	N	1.1.63	1	Sydney	27.1.85
54.99	Len Vlahov	W	29.6.40	1	Perth	12.12.70
54.22	Merv Kemp	S	13.6.42	1	Adelaide	5.3.77
54.14	Peter Lonsdale	Q	29.6.65	1	Brisbane	10.2.91
54.10	Randal Ruzich	W	14.12.70	2	Perth	16.2.91
53.92	Stephen Dwight	N	16.11.71	1	Sydney	12.3.92
53.66	Ian Roller	Q	9.7.65	1	Ingham	9.9.89
53.56	James Highland	W	2.6.65	2	Perth	11.1.86
53.32	John Minns	V	31.5.67	1	Geelong	5.12.87
53.10	Stuart Gynge	N	25.11.63	4	Melbourne	2.3.85

HAMMER THROW

77.12	Sean Carlin	S	29.11.67	1	Haringey	5.7.92
75.90	Peter Farmer	N	25.6.52	1	Vanves	14.8.79
74.58	Joe Quigley	V	5.12.61	1	Melbourne	10.3.87
74.58	Peter Baxevanis	V	5.10.67	1	Melbourne	12.2.92
73.80	Hans Lott	V	1.11.47	1	Melbourne	25.4.83
72.12	Dave Huxley	T	28.2.58	4	Srekeres	7.8.88
70.94	Phil Spivey	V	15.5.61	1	Bechtel	5.7.86
69.10	Paul Carlin	S	5.10.70	2	Adelaide	21.2.93
68.60	Robert Wagner	N	15.9.56	1	Sydney	7.10.87
66.86	Craig Watson	T	27.11.66	1	Melbourne	12.12.87
65.16	Gus Puopolo	V	18.8.48	2	Melbourne	6.3.82
65.16	Eugene Bris	S	.62	1	Adelaide	23.2.86
63.68	Dick Leffler	V	27.3.32	1	Melbourne	30.5.64
63.22	Matthew Dwight	N	2.7.74	1	Canberra	25.1.93
63.08	Loris Bertolacci	V	16.12.54	1	Sydney	23.3.80
62.82	Greg Farmer	N	11.7.55	1	Canberra	1.10.79
62.50	Andy Pollock	V	1.9.47	3	Adelaide	21.3.81
62.18	Brad Monk	Q	26.12.63	7	Adelaide	16.3.86
62.08	Christian Codila	V	7.7.74	2	Melbourne	9.2.92
61.54	Dem. Dionisopoulos	W	28.4.71	3	Melbourne	26.1.91

JAVELIN THROW

79.30	Murray Keen	W	17.5.65	1	Perth	4.11.89
78.40	Andrew Currey	N	7.2.71	1	Brisbane	6.3.93
73.96	James Highland	W	2.6.65	2	Sydney	29.3.87
73.78	Wayne Martell	Q	17.7.64	3	Sydney	23.2.91
72.68	Nick Batty	NT	28.8.69	1	Cannock	10.7.91
72.56	Cameron Graham	V	8.5.71	1	Melbourne	14.3.93
71.42	Piero Sacchetta	V	3.4.67	2	Canberra	27.1.92
71.08	Adrian Hatcher	V	6.5.70	1	Ballarat	31.1.93
70.76	Darren Marx	V	1.1.67	5	Sydney	29.3.87
70.58	Dean Smith	S	1.11.67	dec	Adelaide	10.3.92
70.30	Ben Hodgson	S	8.4.66	1	Adelaide	25.2.89
69.56	Scott Petie	Q	20.7.71	1	Brisbane	31.10.87
69.32	Manfred Rohkamper	V	18.5.54	2	Melbourne	26.10.89
69.24	Peter Dohnt	S	2.11.63	1	Adelaide	24.3.90
69.20	Dan Birks	S	9.1.66	1	Adelaide	1.3.87
68.54	David Dixon	S	24.7.65	1	Adelaide	21.1.91
68.46	Graeme Phillips	V	30.9.63	1	Melbourne	3.3.87

68.40	Shane Wylie	Q	30.4.76	1	Brisbane	5.3.93
68.16	Matt Hodgson	S	18.7.70	1	Adelaide	18.11.89
68.06	Rod McCafferty	T	26.10.62	1	Launceston	19.11.89

DECATHLON

8,036	Simon Shirley	Q	3.8.66	15	Seoul	29.9.88 (11.03,7.45m,14.20m,1.97m,48.84,15.44,41.68m,4.70m,64.00m,4.27.48)
7,964	Dean Smith	S	1.11.67	1	Adelaide	10.3.92 (10.97,7.69m,13.81m,1.91m,49.28,15.35,42.16m,4.50m,70.58m,4.44.55)
7,912	Paul Scott	V	29.3.70	1	Perth	23.3.91 (11.01,7.07m,12.47m,1.98m,47.57,14.96,41.20m,4.70m,59.68m,4.24.76)
7,855	Peter Hadfield	N	21.1.55	1	Adelaide	20.3.81 (11.10,7.34m,13.70m,1.90m,48.93,15.29,46.70m,4.50m,60.14m,4.34.58)
7,741	Rod Zuyderwyk	Q	30.3.71	2	Teape	14.5.91 (10.88,7.45m,12.82m,2.03m,48.39,14.50,39.52m,4.70m,55.74m,4.37.29)
7,730	Stuart Andrews	N	17.1.62	1	Melbourne	13.12.88 (10.7,7.16m,13.86m,1.92m,49.5,15.0,42.54m,4.60m,58.74m,4.41.7)
7,676	Anthony Hough	N	20.8.64	2	Perth	23.3.91 (10.97,7.06m,12.75m,2.07m,49.21,15.62,38.32m,4.40m,62.46m,4.37.28)
7,600	Peter Winter	V	17.1.71	1	Brisbane	9.3.93 (10.92,7.66m,11.97m,2.03m,48.88,14.58,35.56m,4.58m,55.84m,5.04.66)
7,461v	Chris Bradshaw	V	3.11.61	3	Sydney	3.12.89 (11.33,7.25m,12.04m,1.97m,49.75,15.39,38.24m,4.60m,50.88m,4.27.16)
7,459	Brendan Tennant	V	22.4.72	2	Brisbane	9.3.93 (11.18,7.10m,12.72m,1.88m,49.86,15.41,41.48m,4.50m,62.92m,4.53.93)
7,433v	Paul Jeffery	W	14.1.74	3	Brisbane	9.3.93 (10.99,7.17m,11.75m,1.82m,48.93,15.73,37.92m,4.60m,59.70m,4.35.71)
7,432v	Peter Possey	V	3.6.59	1	Melbourne	9.2.86 (10.7,7.41m,12.92m,1.92m,49.7,16.2,38.50m,4.30m,55.36m,4.30.4)
7,420v	Geoff Smith	N	6.3.45	1	Edinburgh	22.7.70 (10.99,6.93m,13.20m,1.70m,48.70,14.66,38.82m,4.20m,60.12m,4.36.0)
7,280	Les Kuorikoski	Q	16.3.74	4	Seoul	17.9.92 (11.09,6.63m,13.33m,1.88m,49.87,15.89,44.42m,3.90m,56.30m,4.31.42)
7,241	Wayne Martell	Q	17.7.64	2	Brisbane	14.2.88 (,66.30m,)
7,236	Rob Lethbridge	V	2.3.53	3	Christchurch	27.1.74 (11.28,7.18m,11.28m,1.91m,48.62,15.85,36.28m,3.40m,69.22m,4.30.4)
7,234	Jon Morrison	N	14.5.69	2	Canberra	2.2.92 (11.0,6.68m,13.00m,1.88m,49.3,14.6,37.74m,4.40m,54.00m,4.50.4)
7,225	Stephen Bees	V	3.8.62	1	Melbourne	19.12.85 (11.1,6.79m,12.54m,1.90m,50.8,15.7,38.11m,4.05m,59.46m,4.19.2)
7,170	Darren Hosking	S	16.3.69	1	Brisbane	15.3.89 (11.29,7.16m,11.31m,1.97m,49.57,15.38,38.78m,4.10m,50.68m,4.43.78)
7,166	Paul Anderson	V	12.4.62	2	Brisbane	12.1.86 ()

WOMEN

100 YARDS

10.2m	+1.3	Diane Holden-Ainsw	N	28.10.63	1	Sydney	19.2.86
10.3m	0.0	Marlene Mathews	N	14.2.34	1	Sydney	20.3.58
10.62	+0.5	Cathy Freeman	Q	16.2.73	1	Hobart	17.1.93
10.4m		Marjorie Jackson	N	13.9.31	1	Sydney	8.3.52
10.4m	0.0	Betty Cuthbert	N	20.4.38	1	Sydney	1.3.58
10.4m	0.0	Wendy Hayes	V	21.5.38	3	Sydney	20.3.58
10.4m		Joan Henricksen	Q	6.12.46	1	Sydney	18.3.66
10.4m		Dianne Burge	S	9.10.43	2	Sydney	18.3.66
10.4m		Jenny Lawy	N	28.2.49	3	Sydney	18.3.66
10.4m		Denise Boyd	Q	15.12.52	1	Pullman	23.7.78
10.4m		Helen Davey	Q	23.2.58	1	Brisbane	18.3.79

100 METRES

11.19	+1.6	Kerry Johnson	Q	23.10.63	1s	Auckland	28.1.90
11.20	+1.2	Raelene Boyle	V	24.6.51	4	Mexico City	15.10.68
11.22	+1.1	Melinda Gainsford	N	1.10.71	1	Melbourne	25.2.93
11.24	+1.4	Colleen Pekin	W	10.7.57	3	Brisbane	4.10.82
11.33	+1.8	Dianne Burge	S	9.10.43	2q	Mexico City	14.10.68
11.35	+1.4	Helen Davey	Q	23.2.58	1	Quebec City	11.8.79
11.35	+0.5	Denise Boyd	Q	15.12.52	4q	Moscow	25.7.80
11.39	+1.9	Diane Holden-Ainsw	N	28.10.63	1	Sydney	13.12.80
11.39	+1.5	Debbie Wells	N	29.5.61	1	Sydney	11.3.84
11.4e	+1.2	Marilyn Black	N	20.5.44	1q	Tokyo	15.10.64
11.43	+0.1	Cathy Freeman	Q	16.2.73	1	Adelaide	14.2.93
11.46	+1.9	Sue Butler	N	17.1.63	1	Sydney	29.10.88
11.46	-1.0	Melissa Moore	N	7.6.68	1	Brisbane	1.2.92
11.50	+0.6	Pam Ryan	V	12.8.39	6q	Mexico City	14.10.68
11.50	+1.9	Jane Fleming	V	14.4.65	2	Chiba	15.9.88
11.51	+1.1	Jane Ovenden	W	24.8.72	3	Melbourne	25.2.93
11.54	+1.5	Jenny Flaherty	V	31.5.60	3	Brisbane	25.9.82
11.54	-1.0	Monique Dunstan-Wi	Q	28.10.70	4	Brisbane	1.2.92
11.55	-0.5	Leanne Lynch	S	10.12.60	4	Brisbane	4.9.82
11.56	+0.2	Esther Paolo	W	18.7.67	1	Canberra	26.1.91

manual

11.0	0.0	Denise Boyd	Q	15.12.52	1	Sydney	27.10.73
11.1		Helen Davey	Q	23.2.58	1	Brisbane	3.3.79
11.1	+1.3	Debbie Wells	N	29.5.61	mix	Sydney	29.2.84
11.2		Jenny Lamy	N	28.2.49	1	Sydney	21.1.67
11.2		Barbara Wilson	Q	5.5.52	2	Brisbane	30.9.73
11.3		Shirley Strickland	W	18.7.25	1	Warsaw	4.8.55
11.3		Marion Hoffman	Q	29.9.49	1	Sydney	5.7.70
11.3		Alison Ross-Edward	N	17.10.52	2	Sydney	13.3.71
11.3		Robin Boak	V	13.4.55	2	Sydney	13.12.73
11.3		Surette Sames	N	6.3.55	1	Sydney	7.12.75

200 METRES

22.35	+1.8	Denise Boyd	Q	15.12.52	1	Sydney	23.3.80
22.45	+1.1	Raelene Boyle	V	24.6.51	2	Munich	7.9.72
22.49	+0.7	Melinda Gainsford	N	1.10.71	1	Brisbane	7.3.93
22.54	+0.3	Cathy Freeman	Q	16.2.73	1	Melbourne	25.2.93
22.82	+1.7	Kerry Johnson	Q	23.10.63	1	Chiba	15.9.88
22.83	+1.7	Maree Holland	N	25.7.63	2	Chiba	15.9.88
22.88	+2.0	Jenny Lamy	N	28.2.49	3	Mexico City	18.10.68
22.94	-0.4	Melissa Moore	N	7.6.68	1	Canberra	1.3.92
22.95	+1.8	Colleen Pekin	W	10.7.57	3	Sydney	23.3.80
22.98	0.0	Debbie Wells	N	29.5.61	1	Sydney	11.3.84
23.04	+1.7	Jenny Flaherty	V	31.5.60	3	Brisbane	5.9.82
23.14		Diane Holden-Ainsw	N	28.10.63	1	Sydney	8.2.81
23.18	+0.8	Marilyn Black	N	20.5.44	3	Tokyo	19.10.64
23.32		Sue Jowett	Q	14.9.56	1	Auckland	19.3.76
23.36	+1.7	Sharon Stewart	V	17.8.65	2	Canberra	6.3.86
23.39	+1.7	Helen Davey	Q	23.2.58	4	Brisbane	5.9.82
23.40		Kathy Sambell	N	16.1.63	1	Arua	8.4.89
23.42	+1.7	Sue Hough	N	8.6.66	3	Canberra	6.3.86
23.44	+1.8	Penny Gillies	N	20.7.51	5	Sydney	23.3.80
23.45	+0.6	Robin Boak	V	13.4.55	7	Christchurch	29.1.74

manual

22.9y	0.0	Margaret Burvill	W	2.10.41	1	Perth	22.2.64
23.0		Dianne Burge	S	9.10.43	1	Adelaide	10.3.68
23.0		Sue Jowett	Q	14.9.56	1	Auckland	6.2.76
23.0		Penny Gillies	N	20.7.51	1	Brisbane	24.2.80
23.2y		Betty Cutbert	N	20.4.38	1	Hobart	7.3.60

23.1	Robin Boak	V	13.4.55	1	Sydney	13.12.73
23.1	Margaret Sarqant	N	19.8.54	2	Sydney	3.1.74
23.1	Helen Davey	Q	23.2.58	1	Brisbane	25.11.78
23.1	Leanne Evans	Q	17.3.60	1	Brisbane	21.2.81
23.2	Joyce Bennett	W	11.5.45	2	Adelaide	10.3.68

400 METRES

50.24	Maree Holland	N	25.7.63	3s	Seoul	25.9.88
50.78	Debb.Flintoff-King	V	20.4.60	3	London	12.7.86
50.78	Michelle Lock	Q	29.3.67	7s	Barcelona	3.8.92
51.00	Renee Poetschka	W	1.5.71	1	Brisbane	6.3.93
51.08	Raelene Boyle	V	24.6.51	1	Brisbane	4.9.82
51.14	Cathy Freeman	Q	16.2.73	1	Birmingham	28.6.92
51.32	Sharon Stewart	V	17.8.65	1	Adelaide	7.3.92
51.44	Beth Mail	W	24.3.56	5s	Montreal	28.7.76
51.48	Denise Boyd	Q	15.12.52	1	Melbourne	19.3.83
51.71	Verna Burnard	S	19.8.56	6s	Montreal	28.7.76
51.7m	Judy Peckham	V	9.12.50	1	Melbourne	28.12.75
51.90	Charlene Rendina	V	28.12.47	3s	Munich	6.9.72
52.01	Betty Cuthbert	V	20.4.38	1	Tokyo	17.10.64
51.9w	Mar.O'Shaughnessy	V	6.11.54	1	Melbourne	19.2.78
52.04	Maxine Corcoran	V	22.9.54	1	Perth	24.3.79
52.07	Leanne Evans	Q	17.3.60	2	Brisbane	4.9.82
52.16	Susan Andrews	T	26.1.71	2	Perth	22.2.92
52.26	Kylie Hanigan	N	18.11.71	1	Canberra	25.1.93
52.30	Lee Naylor	V	26.1.71	1	Melbourne	26.10.89
52.4y	Judy Pollock	V	25.6.40	1	Perth	27.2.65

800 METRES

1.59.0m	Charlene Rendina	V	28.12.47	1	Melbourne	28.2.76
1.59.93	Judy Pollock	V	25.6.40	5s	Montreal	14.7.76
2.00.17	Sharon Stewart	V	17.8.65	4	Oslo	6.7.91
2.00.2m	Kaylene Coster	N	24.7.61	mix	Sydney	24.3.84
2.00.23	Heather Barralet	Q	16.9.54	mix	Melbourne	6.3.84
2.00.56	Terri-Anne Cater	V	25.9.56	4	Rome	5.9.81
2.00.68	Wendy Old	S	24.6.60	1	Melbourne	1.4.90
2.00.97	Mich.Baumgartner	V	25.7.63	1	Adelaide	26.11.89
2.01.2m	Dixie Willis	W	13.12.41	1	Perth	3.3.62
2.01.3m	Lyn Foreman	W	5.3.57	mix	Perth	12.12.87
2.01.36	Bronwyn Fleming	V	6.7.62	1	Canberra	31.3.85
2.01.49	Kerrie Baumgartner	V	12.10.67	2	Melbourne	1.4.90
2.01.57	Gail Luke	T	25.5.63	3	Adelaide	26.11.89
2.02.07	Julie Schwass	N	16.11.57	2	Adelaide	16.3.86
2.02.1m	Verna Burnard	S	19.8.56	1	Adelaide	17.2.79
2.02.1m	Sophie Scamps	N	15.3.71	1	Canberra	7.1.92
2.02.23	Sandra Dawson	Q	2.11.70	1	Canberra	14.3.93
2.02.38	Sarah Collins	A	6.11.65	4	Adelaide	26.1.90
2.02.48	Maxine Corcoran	V	22.9.54	2	Melbourne	20.3.83
2.02.80	Jodie Hebbard	Q	14.7.66	1	Canberra	27.1.92

1,000 METRES

2.38.8m	Judy Pollock	V	25.6.40		Montreal	12.7.76
2.39.4m	Susie Power	V	26.3.75	mix	Melbourne	7.1.93
2.40.42	Wendy Old	S	24.6.60	1	Adelaide	14.3.90
2.40.61	Sarah Collins	A	6.11.65	2	Adelaide	14.3.90
2.42.07	Penny Just	N	1.3.57	10	Birmingham	19.7.86
2.42.80	Margaret Reddish	W	4.7.63	2	Hamilton	21.1.81
2.43.1m	Lisa O'Connell	V	3.12.66	mix	Melbourne	7.1.93
2.43.3m	Sacha Stephens	Q	2.11.72	mix	Brisbane	22.1.93
2.44.7m	Mich.Baumgartner	V	25.7.63	1	Hobart	4.1.90

2.45.37	Jenny Orr	V	21.1.53		Munich	7.9.72
1,500 METRES						
4.08.06	Jenny Orr	V	21.1.53	4h	Munich	4.9.72
4.09.5m	Elizabeth Miller	N	8.11.63	mix	Sydney	29.2.92
4.09.54	Donna Gould	S	10.6.66	4	Burnaby	16.7.84
4.09.86	Wendy Old	S	24.6.60	1	Melbourne	31.3.90
4.09.99	Jodie Habbard	Q	14.7.66	1	Brisbane	8.2.92
4.10.14	Mich.Baumgartner	V	25.7.63	4	Auckland	20.1.90
4.10.8m	Carolyn Schuwalow	V	10.8.65	4	Canberra	10.1.90
4.10.82	Sarah Collins	A	6.11.65	2	Melbourne	31.3.90
4.11.01	Jackie Perkins	V	29.8.65	3	Malmo	10.8.87
4.11.04	Sury Walsham	N	22.11.73	1	Sydney	14.1.90
4.11.15	Anne Cross	V	16.4.65	3	Melbourne	31.3.90
4.11.70	Penny Just	N	1.3.57	-	Oslo	27.7.85
4.12.5m	Sacha Stephens	Q	2.11.72	mix	Brisbane	20.2.93
4.12.78	Margaret Leaney	V	24.5.67	3	Adelaide	7.3.92
4.13.2m	Angela Cook	N	17.9.53	2	Wellington	24.1.76
4.13.86	Maree McDonagh	V	1.1.67	4	Melbourne	31.3.90
4.14.0m	Phyllis Lazarakis	W	30.5.53	mix	Perth	23.2.80
4.14.2m	Ang.Raines-White	Q	22.3.74	mix	Brisbane	10.1.93
4.14.22	Judy Pollock	V	25.6.40	7h	Montraal	28.7.76
4.14.46	Susie Power	V	26.3.75	1	Canberra	25.1.93
1 MILE						
4.29.28	Penny Just	N	1.3.57	5	Oslo	27.7.85
4.31.2m	Krishna Stanton	N	18.5.66	mix	Canberra	15.11.86
4.32.73	Susie Power	V	26.3.75	1	Melbourne	17.12.92
4.33.13	Sury Walsham	N	22.11.73	2	Sydney	7.1.90
4.34.99	Sharon Dalton	N	2.12.67	8	Burnaby	18.6.85
4.39.15	Jackie Perkins	V	29.8.65	1	Adelaide	26.1.87
4.39.68	Nicole Robinson	V	30.1.69	2	Hobart	17.1.93
4.41.9m	Terri-Anne Cater	V	25.9.56	1	Melbourne	15.12.83
4.42.03	Sarah Collins	A	6.11.65	3	Adelaide	26.1.87
4.42.33	Kate Anderson	V	5.11.73	2	Melbourne	17.12.92
2,000 METRES						
5.45.65	Jackie Perkins	V	29.8.65	2	London	22.8.87
5.50.66	Carolyn Schuwalow	V	10.8.65	2	Canberra	26.1.89
5.52.30	Anne Cross	V	16.4.65	3	Canberra	26.1.89
5.52.55	Elizabeth Miller	N	8.11.63	9	London	10.7.92
5.56.3m	Ang.Raines-White	Q	22.3.74	mix	Brisbane	27.11.88
6.01.06	Maree McDonagh	V	1.1.67	4	Canberra	26.1.89
6.10.7m	Kathy Watt	V	11.9.64		Canberra	10.3.84
3,000 METRES						
8.44.1m	Donna Gould	S	10.6.66	mix	Eugene	13.7.84
8.48.38i	Krishna Stanton	N	10.5.66	4	Indianapolis	7.3.87
8.49.61	Jackie Perkins	V	29.8.65	2	Koblenz	13.8.87
8.50.34	Jenny Lund	Q	11.7.61	11	Stockholm	3.7.91
8.53.87	Carolyn Schuwalow	V	10.8.65	1	Canberra	30.11.91
8.56.3m	Ang.Raines-White	Q	22.3.74	mix	Brisbane	18.12.92
8.56.48	Susan Hobson	A	13.3.58	2	Canberra	27.1.92
8.59.71	Susie Power	V	26.3.75	1	Melbourne	25.2.93
9.00.3m	Anne Cross	V	16.4.65	mix	Melbourne	18.1.92
9.03.45	Maree McDonagh	V	1.1.67	2	Melbourne	9.3.88
9.04.0m	Penny Just	N	1.3.57	2	Copenhagen	20.7.85
9.04.13	Rina Bradshaw	Q	7.7.69	3	Melbourne	1.4.90
9.06.53	Sharon Dalton	N	2.12.67	1	Berkeley	23.6.85
9.06.58	Alison Quelch	N	15.1.63	5	Eugene	1.6.84

9.06.62	Suzy Walsham	N	22.11.73	1	Melbourne	8.2.90
9.07.38	Lisa Ondieki	S	12.5.60	1	Canberra	10.1.90
9.07.93	Emma Carney	V	29.7.71	4	Melbourne	25.2.93
9.08.86	Megan Sloane	V	28.11.53	2	Melbourne	20.2.83
9.09.82	Elizabeth Miller	N	8.11.63	4	Melbourne	9.3.89
9.11.8m	Angela Cook	N	17.9.53	1	Auckland	5.2.77
9.11.8m	Rhonda Mallinder	V	26.8.58	mix	Melbourne	8.2.83

5,000 METRES

15.27.3m	Donna Gould	S	10.6.66	mix	Adelaide	6.6.84
15.28.84	Krishna Stanton	N	10.5.66	1	Melbourne	2.12.86
15.33.29	Susan Hobson	A	13.3.58	1	Wellington	18.1.92
15.34.7m	Lisa Ondieki	S	12.5.60	9	Eugene	1.6.85
15.37.04	Carolyn Schuwalow	V	10.8.65	2	Hammatsu	7.5.89
15.38.34	Jackie Perkins	V	29.8.65	2	Melbourne	2.12.86
15.40.92	Jenny Lund	Q	11.7.61	3	Rheims	3.7.92
15.57.59	Ang. Raines-White	Q	22.3.74	mix	Brisbane	28.11.92
16.00.0m	Megan Sloane	V	28.11.53	1	Melbourne	15.1.85
16.07.3m	Carole Connolly	Q	14.9.68	mix	Brisbane	18.11.89

10,000 METRES

31.11.72	Lisa Ondieki	S	12.5.60	1	Helsinki	30.6.92
31.54.95	Carolyn Schuwalow	V	10.8.65	1	Melbourne	10.12.91
31.56.35	Jenny Lund	Q	11.7.61	2	Melbourne	10.12.91
32.05.47	Susan Hobson	A	13.3.58	3	Melbourne	10.12.91
32.17.37	Krishna Stanton	N	10.5.66	4	Melbourne	10.12.91
32.26.34	Jackie Perkins	V	29.8.65	2	Melbourne	12.12.87
32.56.44	Tani Ruckle	N	25.6.62	2	Melbourne	13.12.90
33.09.4m	Joy Terry	A	13.4.68	mix	Canberra	2.11.89
33.14.16	Jackie Gallagher	Q	10.11.67	1	Melbourne	17.12.92
33.19.20	Sue Malaxos	W	30.12.61	4	Melbourne	12.12.87
33.27.20	Carole Connolly	Q	14.9.68	4	Melbourne	8.12.89
33.28.1m	Sally Pierson	V	10.3.63	2	Melbourne	14.2.84
33.28.58	Lynn Clayton	N	8.4.57	5	Melbourne	10.12.91
33.47.78	Alison Cumming	V	19.9.67	3	Adelaide	7.3.92
33.53.1m	Gayelene Clews	W	19.10.60	1	Melbourne	16.12.85
34.00.50	Annette Dwyer	N	.60	6	Melbourne	8.12.89
34.02.0m	Anne Lord	V	16.4.61	2	Melbourne	16.12.85
34.04.60	Maree McDonagh	V	1.1.67	5	Melbourne	12.12.87
34.06.23	Elizabeth Miller	N	8.11.63	6	Melbourne	10.12.91
34.08.0m	Alison Quelch	N	15.1.63	2	Philadelphia	23.4.85

MARATHON

2.23.51.0	Lisa Ondieki	S	12.5.60	1	Osaka	31.1.88
2.31.19.0	Tani Ruckle	N	25.6.62	4	Chicago	30.10.88
2.34.29.0	Jackie Hallam	N	13.2.70	5	London	12.4.92
2.36.42.0	Karen Gobby	W	18.3.53	2	Gold Coast	21.7.91
2.37.12.0	Jillian Colwell	Q	13.7.52	5	London	17.4.83
2.37.49.8	Megan Sloane	V	28.11.53	2	Sydney	12.6.83
2.37.56.0	Rhonda Mallinder	V	26.8.58	1	Melbourne	9.10.83
2.37.56.0	Lynn Clayton	N	8.4.57	3	Rotterdam	6.4.92
2.39.12.0	Jenny Dowie	V	4.9.59	2	Long Beach	6.2.93
2.39.48.0	Elizabeth Hassall	N	23.2.44	4	Boston	16.4.79
2.39.53.0	Jackie Turney	V	15.5.58	3	Melbourne	17.10.82
2.41.24.0	Dot Browne	V	6.2.41	16	London	17.4.83
2.41.25.0	Mora Main	N	16.1.49	3	Canberra	8.4.84
2.41.39.0	Trudy Fenton	T	14.4.60	1	Canberra	9.4.89
2.42.31.0	Joanne Cowan	N	8.9.55	1	Canberra	12.4.92
2.43.03.0	Rosemary Longstaff	A	2.3.51		Boston	20.4.81
2.43.32.0	Jan Wanklyn	W	24.1.58	10	Duluth	20.6.92

2.43.40.0	Margaret Reddan	Q	9.7.52	1	Melbourne	14.10.84
2.44.05.0	Kerryn McCann	N	2.5.67	3	Gold Coast	24.7.88
2.44.24.0	Barbara McKerrow	V	.58	25	Hiroshima	14.4.85

100 METRES HURDLES

12.93	+0.9	Pam Ryan	V	12.8.39	1	Warsaw	28.6.72
12.98	+1.8	Jane Fleming	V	14.4.65	1	Brisbane	6.3.93
13.02	-1.5	Glynis Munn-Cearns	Q	4.12.60	hep	Los Angeles	3.8.84
13.10	+1.1	Penny Gillies	N	20.7.51	1	Sydney	23.3.80
13.33	+1.3	Gaye Dell	V	22.10.48	1h	Christchurch	29.1.74
13.34	+1.8	Jayne Moyes	W	25.1.66	2	Brisbane	6.3.93
13.42		Jenny Laurendet	Q	5.7.62	2	Sydney	6.1.90
13.54	+1.4	Sharon Jaklofsky	Q	30.9.68	hep	Auckland	27.1.90
13.58	+1.8	Kim Wilson	N	22.11.67	4	Brisbane	6.3.93
13.60	+1.1	Robyn Lorraway	V	20.7.61	2	Sydney	23.3.80
13.63	0.0	Maureen Caird	N	19.9.51	5b	Munich	4.9.72
13.65	-2.4	Sally Heagney	W	3.10.70	2	Adelaide	8.3.92
13.79	+1.0	Jennifer Jones	W	18.1.48	2h	Christchurch	29.1.74
13.80	+1.8	Gillian Raqus	W	5.4.76	6	Brisbane	6.3.93
13.82	+0.3	Chris Stanton	W	12.12.59	1h	Canberra	30.3.85
13.83	-1.3	Dianne Gardner	Q	29.6.62	4	Adelaide	15.3.86
13.87	+0.6	Sally Moir	V	4.8.54	3h	Christchurch	29.1.74
13.87	-0.5	Debbie Phillips	N	21.6.63	2	Sydney	11.3.84
13.87	+0.3	Jo Millar-Cubit	T	23.3.62	2h	Canberra	30.3.85
13.89	+0.7	Helen Davey	Q	23.2.58	4	Christchurch	31.1.81

manual

12.5	+0.9	Pam Ryan	V	12.8.39	1	Warsaw	28.6.72
13.1		Maureen Caird	N	19.9.51	1	Sydney	26.2.72
13.2		Diane Pease	N	10.12.45	1	Sydney	13.12.73
13.5		Jennifer Jones	W	18.1.48	1	Perth	12.1.74
13.5	-2.1	Cheryl Boswell	S	18.4.54	2	Melbourne	21.3.76
13.5		Helen Davey	Q	23.2.58	2	Brisbane	16.12.79
13.5		Eileen Hindle	W	2.1.49	1	Perth	2.2.80

400 METRES HURDLES

53.17		Debb.Flintoff-King	V	20.4.60	1	Seoul	28.9.88
55.55		Sally Fleming	W	14.5.61	1	Ylievska	3.7.88
55.92		Gail Luke	T	25.5.63	1	Adelaide	7.3.92
56.31		Jenny Laurendet	Q	5.7.62	2	Sydney	3.12.89
56.5m		Lyn Foreman	W	5.3.57	mix	Perth	16.1.81
57.04		Rehee Poetschka	W	1.5.71	1	Brisbane	7.3.93
57.06		Rebecca Campbell	W	23.1.76	1	Brisbane	6.3.93
57.23		Glynis Munn-Cearns	Q	4.12.60	2	Melbourne	20.3.83
57.28		Mar.O'Shaughnessy	V	6.11.54	1	Canberra	4.12.77
57.33		Adrienne Rainbird	Q	2.9.70	2h	Sydney	22.2.91
57.35		Leisa Bruce	Q	7.1.70	3	Adelaide	7.3.92
57.51		Debbie Tomsett	V	9.4.60	3	Melbourne	1.4.84
57.88		Jane Fleming	V	14.4.65	1	Sydney	21.2.93
58.31		Nioka Gray	N	30.4.73	3	Hobart	12.1.92
58.34		Lauren Poetschka	W	22.10.74	2	Brisbane	6.3.93
58.39		Helen Carter	W	9.2.67	3	Brisbane	7.3.93
58.3m		Judy Peckham	V	9.12.50	1	Melbourne	2.2.75
58.42		Stacey Quitrau	N	24.9.60	2	Perth	22.3.79
58.53		Carren Campton	N	24.4.51	3	Canberra	4.12.77
58.64		Kylie Robertson	N	26.2.74	3	Canberra	25.1.93

3,000 METRES WALK

11.51.26		Kerry Junna-Saxby	N	2.6.61	1	Melbourne	7.2.91
12.27.74		Jane Saville	N	5.11.74	2	Melbourne	25.2.93
12.42.1m		Sue Cook	V	23.4.58	1	Canberra	10.3.84

12.43.25	Gabrielle Blythe	V	9.3.69	3	Brisbane	31.1.93
12.46.76	Jenny Jones	Q	20.4.67	mix	Brisbane	14.11.92
12.48.76	Lorraine Jachno	V	21.9.59	2	Melbourne	25.2.92
12.51.6m	Louise Nicholson	V	26.12.66	mix	Melbourne	20.2.92
12.59.4m	Bev Hayman	N	9.5.61	mix	Sydney	21.1.89
13.02.71	Sally Pierson	V	10.3.63	1	Melbourne	21.2.82
13.03.99	Jantien Saltet	N	24.1.72	4	Brisbane	31.1.93
13.05.8m	Anne Manning	N	13.11.59	mix	Sydney	6.2.93
13.13.7m	Sharon Schnyder	V	1.7.64	mix	Melbourne	14.11.91
13.15.15	Teresa Letherby	Q	5.4.72	mix	Brisbane	15.11.92
13.21.45	Natalie Camplin	Q	26.3.69	5	Brisbane	1.2.92
13.26.86	Linda Coffee	N	31.7.77	1	Sydney	20.3.93
13.29.3m	Natalie McKean	N	13.6.71	mix	Sydney	29.2.92
13.31.3m	Sue Warbey	W	25.11.64	mix	Perth	7.12.85
13.32.0m	Cheryl Webb	N	3.10.76	mix	Sydney	6.2.93
13.33.4m	Jane Lewry-Barbour	S	27.7.66	mix	Adelaide	6.1.93
13.35.08	Carolyn Vanstan	V	14.8.68	mix	Melbourne	13.12.90

5,000 METRES WALK

20.17.19	Kerry Junna-Saxby	N	2.6.61	1	Sydney	14.1.90
21.47.5m	Jane Saville	N	5.11.74	2	Brisbane	6.3.93
21.47.6m	Gabrielle Blythe	V	9.3.69	mix	Canberra	12.3.93
21.55.5m	Anne Manning	N	13.11.59	3	Brisbane	6.3.93
22.04.42	Sue Cook	V	23.4.58	1	Melbourne	1.4.84
22.08.5m	Jenny Jones	Q	20.4.67	4	Brisbane	6.3.93
22.17.32	Lorraine Jachno	V	21.9.59	4	Sydney	4.1.90
22.36.6m	Jantien Saltet	N	24.1.72	mix	Sydney	28.11.92
22.37.8m	Bev Hayman	N	9.5.61	1	Sydney	5.11.88
22.39.5m	Sally Pierson	V	10.3.63	mix	Melbourne	22.3.84
22.41.2m	Louise Nicholson	V	26.12.66	1	Melbourne	5.1.92
22.44.6m	Celia Massie-Berte	V	18.1.66	mix	Melbourne	14.3.91
22.56.60	Cheryl Webb	N	3.10.76	2	Sydney	21.2.93
22.59.19	Rachel Thompson	N	21.11.62	2	Sydney	24.2.85
23.04.9m	Jane Lewry-Barbour	S	27.7.66	7	Brisbane	6.3.93
23.05.13	Linda Coffee	N	31.7.77	3	Sydney	21.2.93
23.07.4m	Sharon Schnyder	V	1.7.64	mix	Melbourne	14.3.91
23.15.4m	Sue Warbey	W	25.11.64	1	Perth	8.3.86
23.17.45	Carolyn Vanstan	V	14.8.68	2	Melbourne	10.1.93
23.23.0m	Anne Miller	V	26.2.63	mix	Melbourne	22.3.84

10KM WALK (ROAD)

41.29.7	Kerry Junna-Saxby	N	2.6.61	1	Canberra	27.8.88
44.21.0	Gabrielle Blythe	V	9.3.69	-	Melbourne	24.5.92
45.19.0	Sue Cook	V	23.4.58	1	Brisbane	28.6.87
45.25.0	Lorraine Jachno	V	21.9.59	1	Melbourne	19.5.91
45.38.0	Sally Pierson	V	10.3.63	1	Melbourne	8.5.82
46.02.0	Jane Saville	N	5.11.74	1	Sydney	30.8.92
46.07.0	Jenny Jones	Q	20.4.67	2	Sydney	30.8.92
46.20.4	Anne Manning	N	13.11.59	2	Canberra	25.1.93
46.50.0	Bev Hayman	N	9.5.61	1	Richmond	24.5.86
47.02.0	Celia Massie-Berte	V	18.1.66	2	Melbourne	19.5.91
47.25.0	Sharon Schnyder	V	1.7.64	3	Melbourne	25.8.91
47.26.0	Sue Warbey	W	25.11.64	2	Canberra	24.8.85
47.28.0	Carolyn Vanstan	V	14.8.68	4	Melbourne	25.8.91
47.40.3	Jantien Saltet	N	24.1.72	6	Canberra	25.1.93
47.42.0	Rachel Thompson	N	21.11.62	1	Sydney	28.4.84
47.52.9	Teresa Letherby	Q	5.4.72	7	Canberra	25.1.93
48.00.0	Natalie Camplin	Q	26.3.69	6	Adelaide	4.3.92
48.33.0	Jane Lewry-Barbour	S	27.7.66	1	Adelaide	20.6.92
48.44.0	Karen Iselin	Q	21.9.56	1	Brisbane	23.7.89

20KM WALK

1.29.40.0	Kerry Junna-Saxby	N	9.3.69	1	Varnawo	13.5.88
1.37.59.0	Bev Rayman	N	9.5.61	1	Sydney	15.7.89
1.40.02.0	Gabrielle Blythe	V	9.3.69	1	Melbourne	24.5.92
1.40.36.0	Sharon Schnyder	V	1.7.64	1	Adelaide	14.7.91
1.40.49.0	Carolyn Vanstan	V	14.8.68	1	Melbourne	8.9.91
1.41.13.0	Sue Cook	V	23.4.58	1	Richmond	14.7.90
1.41.29.0	Lorraine Jachno	V	21.9.59	2	Richmond	14.7.90
1.42.59.0	Anne Manning	N	13.11.59	2	Sydney	28.6.92
1.43.30.0	Wiriam Harding	A	2.6.56	3	Adelaide	14.7.91
1.43.48.0	Natalie McKean	N	13.6.61	2	Melbourne	24.5.92

HIGH JUMP

1.98	Vanessa Ward	W	5.1.63	1	Perth	12.2.89
1.971	Alison Inverarity	W	12.8.70	5	Toronto	13.3.93
1.96	Chris Stanton	W	12.12.59	hep	Adelaide	26.1.85
1.95	Gai Kapernick	Q	20.9.70	1	Melbourne	7.2.91
1.93	Katrina Morrow	N	7.4.59	1	Edmonton	11.8.78
1.91	Deann Bopf	Q	13.2.62	1	Brisbane	4.1.90
1.90	Sharon Carlin	S	29.8.65	3	Perth	27.3.88
1.89	Andrea Hughes	T	12.12.73	1	Melbourne	13.3.93
1.88	Jenny Talbot	V	14.7.64	3	Adelaide	16.3.86
1.87	Jane Fleming	V	14.4.65	hep	Adelaide	14.3.87
1.87	Jo Millar-Cubit	T	23.3.62	hep	Adelaide	14.3.87
1.87	Loretta Kiss	T	4.1.70	1	Hobart	28.10.89
1.86	Ann Turnbull	S	10.11.62	hep	Melbourne	9.3.85
1.86	Donna Robertson	N	27.10.61	1	Sydney	21.12.85
1.86	Leah Cranston	Q	25.2.70	2	Brisbane	16.2.86
1.86	Joanne Lamont	V	23.8.67	1	Adelaide	14.3.86
1.86	Cathy Lee	S	8.5.62	2	Adelaide	26.2.89
1.85	Melissa Harris	N	6.1.77	2	Canberra	27.1.92
1.85	Carmen Hunter	Q	26.10.78	1	Perth	5.12.92
1.835	Michele Brown	N	3.7.39	1	Sydney	1.11.64

LONG JUMP

6.87	+0.1	Nicole Boegman	N	5.3.67	1	Gateshead	14.8.88
6.86	+1.5	Robyn Lorraway	V	20.7.61	1	Canberra	23.2.86
6.78	+1.4	Jane Fleming	V	14.4.65	1	Auckland	2.2.90
6.70	+1.8	Lyn Jacenko	N	15.8.53	1	Brisbane	18.3.78
6.66	-0.8	Glynis Munn-Cearns	Q	4.12.60	hep	Los Angeles	4.8.84
6.62		Linda Garden	N	17.10.55	1	Auckland	25.1.81
6.58	+0.7	Erica Hooker	Q	15.12.53	2	Edmonton	11.8.78
6.46	+1.0	Megan Cleary	V	9.3.64	1	Canberra	16.11.85
6.40		Chris Stanton	W	12.12.59	1	Adelaide	21.3.81
6.381		Sharon Jaklofsky	Q	30.9.68	1	Ames	8.2.92
6.37		Kym Burns	V	25.1.71	1	Melbourne	30.11.91
6.36	+2.0	Sandra Priestley	Q	21.5.65	2	Canberra	6.3.86
6.36		Jo Millar-Cubit	T	23.3.62	2	Sydney	28.3.87
6.33		Helen Prith	N	12.7.39	1	Sydney	13.2.65
6.33		Kim Thorley	Q	18.10.64	-	Perth	15.12.79
6.33	+1.7	Chris Sharp	V	18.12.62	1	Melbourne	5.3.89
6.31		Diane Pease	N	10.12.45	1	Sydney	13.3.71
6.30	+2.0	Ann Turnbull	S	10.11.62	3	Adelaide	14.3.84
6.29		Lenore Liscombe	Q	31.7.46	1	Brisbane	5.3.66
6.29	+1.1	Peta Kennedy	V	20.5.71	1	Melbourne	1.4.90

TRIPLE JUMP

13.27	+1.5	Nicole Boegman	F	5.3.67	1	Brisbane	6.3.93
-------	------	----------------	---	--------	---	----------	--------

13.07	+0.4	Leanne Wickham	V	14.5.74	1	Melbourne	9.2.92
12.99	+2.0	Mariklud Viduka	V	23.12.72	1	Adelaide	14.2.93
12.48	+0.5	Kym Burns	V	25.1.71	-	Sydney	5.12.88
12.44	-0.1	Karen Charlton	N	30.6.72	2	Adelaide	7.3.92
12.38		Ann Turnbull	S	10.11.62	1	Adelaide	17.11.84
12.37		Alison Inverarity	W	12.8.70	1	Perth	10.3.91
12.37		Kylie Stephanos	S	22.9.75	1	Auckland	25.1.92
12.29	+1.3	Nicole Mladenis	W	22.9.75	1	Perth	6.12.92
12.25	+1.6	Evelyn Bucher	V	14.10.74	1	Robart	7.12.90
12.25	+1.7	Stella Totais	N	27.1.75	1	Sydney	15.2.92
12.22	+0.2	Danielle Collins	S	.74	1	Adelaide	10.12.89
12.21		Glynis Nunn-Cearns	Q	4.12.60	1	Adelaide	23.2.86
12.19	+1.8	Edyta Jasinska	W	30.9.67	1	Perth	21.1.88
12.19	+0.5	Katrina Tarrant	N	8.11.72	1	Sydney	30.1.88
12.14		Rebecca Pugh	W	.73	1	Perth	18.2.89
12.12		Sharon Ward	S	15.4.69	1	Adelaide	28.11.87
12.10	+1.7	Emelia Asemwah	N	25.7.77	1	Sydney	21.3.93
12.09	+0.4	Lynette Smith	W	30.8.68	1	Perth	27.3.88
12.09	+1.2	Melanie Dyball	V	.71	1	Sydney	12.12.86

SHOT PUTT

19.74		Gael Martin	V	27.8.56	1	Berkeley	14.7.84
18.04		Astra Vitols	V	19.7.60	1	Canberra	26.1.88
17.64		Bev Francis	V	15.2.55	1	Melbourne	6.12.80
16.91		Sue Reinwald	V	28.5.63	1	Melbourne	29.10.83
16.38		Jean Roberts	V	18.8.43	1	Birmingham	9.4.72
16.30		Daniela Costian	Q	30.4.65	1	Brisbane	6.3.93
16.20		Luigina Taylor	N	30.6.56	1	Sydney	7.1.78
16.18		Chris Schultz	V	9.1.51	2	Melbourne	18.1.84
16.14		Lisa-M. Vitaniari	N	14.12.71	1	Canberra	29.10.88
15.68		Nicole Carkeek	V	28.3.71	1	Auckland	23.1.90
15.64		Anne Laurens	V	8.12.50	1	Sydney	5.7.70
15.34		Bernadette Serone	N	11.10.68	1	Canberra	5.12.87
15.24		Samantha Cox	N	17.4.70	1	Eugene	11.5.91
15.06		Pat Donnelly	V	10.2.61	3	Melbourne	27.1.83
15.03		Yvette Ykema	V	3.5.69	2	Bad Reichenhall	21.6.86
14.95		Greta Larsen	T	8.4.66	2	Canberra	20.1.87
14.79		Michelle Haage	N	14.11.74	1	Sydney	19.3.92
14.73		Sue Howland	Q	4.9.60	2	Melbourne	22.11.80
14.45		Andr. Rovis-Berman	W	16.8.61	1	Canberra	31.10.81
14.42		Kylie Standing	N	20.11.75	1	Brisbane	7.3.93

DISCUS THROW

66.24		Daniela Costian	Q	30.4.65	3	Barcelona	3.8.92
63.00		Gael Martin	V	27.8.56	1	Melbourne	11.1.79
60.44		Lisa-M. Vitaniari	N	14.12.71	2	Plovdiv	12.8.90
57.30		Sue Reinwald	V	28.5.63	2	Berkeley	22.6.85
56.70		Astra Vitols	V	19.7.60	1	Canberra	13.2.88
55.91		Jean Roberts	V	18.8.43	1	Melbourne	15.1.74
53.44		Felicity Johnston	N	31.12.71	1	Sydney	12.3.92
53.42		Luigina Taylor	N	30.6.56	2	Brisbane	4.6.78
52.64		Denise Ashford	N	28.7.56	1	Sydney	19.1.75
52.62		Vanessa French	W	11.10.69	3	Perth	19.11.89
51.94		Jane Keen	N	12.7.48	1	Sydney	3.2.68
51.26		Heidi Wittesch	S	30.5.57	1	Adelaide	1.3.86
51.02		Sue Culley	N	12.3.52	1	Sydney	19.2.75
51.00		Andr. Rovis-Berman	W	16.8.61	1	Canberra	13.3.82
50.96		Anne Laurens	V	8.12.50	3	Melbourne	15.1.74
50.84		Yvette Ykema	V	3.5.69	5	Athens	20.7.86
50.64		Roslyn Williams	N	9.5.43	1	Sydney	6.1.62

50.64	Kylie Jones	Q	26.1.77	1	Brisbane	13.2.93
50.61	Mary Breen	N	3.1.33	1	Sydney	22.2.64
50.58	Alison Lever	Q	13.10.72	4	Sydney	25.1.92
HAMMER THROW						
58.90	Debbie Sosimenko	N	5.4.74	1	Hobart	17.1.93
52.90	Denise Passmore	V	11.6.74	1	Melbourne	21.2.93
51.98	Kathy Walton	Q	13.1.67	1	Brisbane	12.2.93
49.90	Pam Matthews	V	8.2.58	1	Melbourne	4.2.93
49.52	Bernadette Serono	N	11.10.68	1	Melbourne	31.3.90
49.34	Teresa Cokley	Q	4.10.72	2	Brisbane	12.2.93
48.26	Lara Woodbury	N	30.12.72	2	Sydney	28.11.92
48.00	Kylie Hughes	T	11.5.71	1	Hobart	22.2.92
47.66	Michelle Randall	V	19.2.73	2	Melbourne	28.1.93
47.46	Jenny Laskovska	V	14.5.74	1	Melbourne	30.1.93
46.16	Cathy Gardiner	N	10.2.72	2	Sydney	31.10.92
45.04	Brenda MacNaughton	N	7.5.76	1	Sydney	20.3.93
44.70	Kirran Moss	Q	29.3.75	1	Suva	17.4.92
44.64	Michelle Mercier	V	23.7.69	1	Melbourne	24.1.91
44.54	Jo-Anne Capper	N		2	Canberra	11.3.90
44.50	Anita Merry	V	27.6.75	4	Melbourne	9.2.92
43.00	Frances Cassettari	N	13.5.73	2	Sydney	20.2.93
42.90	Sarah Kissell	W	8.9.75	1	Perth	29.2.92
42.68	Jenny Everson	N	20.2.74	3	Sydney	20.2.93
42.50	Jenny Betts	Q	3.10.61	1	Brisbane	10.2.90
JAVELIN THROW						
69.80	Sue Howland	Q	4.9.60	2	Belfast	20.6.86
69.28	Petra Rivers	V	11.12.52	1	Brisbane	20.3.82
65.74	Pam Matthews	V	8.2.58	1	Brisbane	16.12.79
63.34	Louise McPaul	N	24.1.69	6	Tokyo	1.9.91
58.98	Kate Farrow	S	6.5.67	3	Auckland	1.2.90
58.12	Cherry Harvey	Q	21.11.66	1	Hamilton	20.2.88
57.84	Chris Hunt	N	15.6.50	1	Melbourne	20.3.76
57.40	Anna Bocson	S	25.11.36	1	Cardiff	24.7.58
56.70	Jeanette Kiehoon	S	3.9.59	2	Canberra	6.3.86
56.42	Joanna Stone	Q	4.10.72	2	Brisbane	13.2.93
54.76	Margaret Phillipott	N	22.5.54	2	Brisbane	19.3.77
53.40	Janne Ware	T	29.11.70	1	Hobart	4.1.90
53.26	Sharon Clarke	N	13.2.68	1	Sydney	31.12.88
52.46	Ferri Wrenn	W	20.11.57	3	Melbourne	8.11.80
52.30	Janina Riley	N	25.2.52	1	Sydney	22.2.75
52.14	Jenny Elwin	S	7.12.53	2	Christchurch	29.1.74
51.78	Lara Woodbury	N	30.12.72	3	Hobart	17.1.93
51.69	Mary Thomas	N	30.5.44	1	Brisbane	14.3.69
51.39	Margaret Parker	N	30.6.49	1	Kingston	11.8.66
50.96	Colleen Palmer	W	23.7.71	1	Brisbane	12.12.87
HEPTATHLON						
6,695	Jane Flemming	V	14.4.65	1	Auckland	28.1.90
	(13.21,1.82m,13.76m,23.62,6.57m,49.28m,2.12.53)					
6,387	Glynis Nunn-Cearns	Q	4.12.60	1	Los Angeles	4.8.84
	(13.02,1.80m,12.82m,24.06,6.66m,35.58m,2.10.57)					
6,118w	Sharon Jaklofsky	Q	30.9.68	1	Sydney	3.12.89
	(13.35,1.76m,13.08m,24.90,6.34m,42.76m,2.20.76)					
5,938	Chris Stanton	W	12.12.59	1	Perth	4.3.85
	(13.9,1.90m,12.77m,24.8,6.02m,40.36m,2.20.53)					
5,895w	Kylie Coombe	Q	22.12.67	2	Sydney	3.12.89
	(13.68,1.82m,13.16m,24.99,5.68m,41.94m,2.22.93)					
5,883	Jo Millar-Cubit	T	23.3.62	2	Brisbane	14.4.85

	(13.97,1.83m,10.30m,24.65,6.20m,36.20m,2.13.86)		
5,788	Peta Kennedy	V 20.5.71	1 Melbourne 27.3.90
	(14.30,1.70m,12.18m,24.59,6.30m,35.56m,2.16.33)		
5,722	Ann Turnbull	S 10.11.62	3 Brisbane 14.4.85
	(15.17,1.77m,11.19m,25.10,6.27m,42.38m,2.19.61)		
5,709	Louise McPaul	N 21.1.69	1 Sydney 10.1.93
	(14.95,1.79m,12.96m,26.29,5.66m,53.16m,2.27.07)		
5,539w	Katie Ackermann	Q 21.4.63	1 Melbourne 27.3.90
	(14.59,1.67m,11.80m,25.26,6.11m,32.70m,2.14.38)		
5,445	Jane Jamieson	N 23.6.75	1 Sydney 23.3.93
	(15.05,1.67m,13.06m,25.11,5.78m,40.24m,2.27.16)		
5,441	Lesley Richards	N 26.10.63	3 Canberra 15.4.84
	(14.52,1.59m,10.55m,24.58,5.63m,40.76m,2.14.58)		
5,421	Leisa Bruce	Q 7.1.70	2 Adelaide 10.3.92
	(14.40,1.79m,9.87m,25.27,5.47m,34.66m,2.15.00)		
5,355	Theresa Martin	Q 8.4.72	2 Brisbane 9.3.93
	(14.66,1.73m,9.79m,25.28,5.89m,37.04m,2.23.77)		
5,289	Gai Kapernick	Q 20.9.70	1 Brisbane 16.12.90
	(15.57,1.81m,12.29m,26.22,5.62m,42.46m,2.35.80)		
5,258	Cathy Jeon	N 3.2.70	1 Brisbane 13.12.87
5,238	Wendy De Vroom	N 29.12.59	5 Canberra 15.4.84
	(14.51,1.65m,10.01m,24.93,5.56m,36.72m,2.22.35)		
5,188	Jeamine Ward	N 26.2.73	1 Adelaide 10.3.92
	(14.37,1.76m,10.01m,25.65,5.63m,34.50m,2.31.52)		
5,171	Piona Fawcett	N 2.1.69	3 Adelaide 10.3.92
	(15.22,1.70m,11.85m,26.57,5.27m,42.74m,2.26.49)		
5,161	Margaret Hanley	N 11.3.61	4 Adelaide 3.4.83
	(15.11,1.70m,11.98m,26.03,5.97m,30.80m,2.30.10)		

Sponsored in the interests of Athletics



FACTIS NON VERBIS

TINTERN
ANGLICAN GIRLS
GRAMMAR SCHOOL

Pre-Preparatory to Year 12
Boarding from Year 7

Broad academic and co-curricular
programs incorporating supportive
pastoral care and specialised
career guidance.

90 Alexandra Rd.,
Ringwood East, Vic. 3135
Tel: 879 4466



Supporting Athletics
YARRA VALLEY
ANGLICAN SCHOOL

Prep to Year 12
Cnr. Plymouth &
Kalinda Roads,
Ringwood
Tel: 876 1366
Fax: 876 1077