



Australian Athletic Union



**HANDBOOK OF
RECORDS AND RESULTS**

1986-87

**THIRTY-SIXTH
YEAR OF ISSUE**

KERRY SAXBY
World 10K record holder

AUSTRALIAN ATHLETIC UNION

(Formerly the Amateur Athletic Union of Australia 1927-1982)
(Formerly the Amateur Athletic Union of Australasia 1897-1927)

Founded 1897

MEMBER OF THE INTERNATIONAL AMATEUR ATHLETIC FEDERATION

Affiliated with: Australian Olympic Federation
Australian Commonwealth Games Association
Confederation of Australian Sport

MEMBER ASSOCIATIONS

Queensland Athletic Association
New South Wales Amateur Athletic Association
Victorian Athletic Association
Amateur Athletic Association of Tasmania
Northern Territory Athletic Association
Athletic Association of South Australia
Athletic Association of Western Australia
Australian Capital Territory Athletic Association
Australian Track and Field Coaches Association
Australian Association of Veteran's Athletic Clubs
Australian Universities Sports Association

HONORARY LIFE MEMBERS

(Elected by A.A.U. of A)		(Elected by A.W.A.A.U.)	
* Hugh R. Weir C.B.E.	(1957)	Miss Gwen Bull, O.A.M.	(1962)
C. Ronald Aitken, C.B.E.	(1965)	Miss Nell Gould, O.A.M. B.E.M.	(1962)
* Arthur J. Hodsdon, M.B.E.	(1965)	Mrs. Doris Magee, A.M., M.B.E.	(1962)
* Norman G. Hutton	(1968)	Miss Lillian Neville	(1962)
Leonard B. Curnow, O.B.E.	(1968)	Mrs. Mavis Ebzery, O.A.M.	(1967)
* Robert E. Graham, O.B.E.	(1968)	Mrs. Maisie McQuiston, B.E.M.	(1971)
* F. Theo Treacy, O.B.E.	(1969)	* Mrs. Margaret Cahill	(1972)
* G. Soper	(1969)	Mrs. Mabel Robinson, M.B.E.	(1973)
C. Herbert Gardiner	(1974)	Mrs. Joyce Bonwick	(1978)
Thomas C. Blue, B.E.M.	(1980)	H. George Carruthers, M.B.E.	(1977)

(Elected by Amalgamated Union)

Thomas C. Blue, B.E.M.	(1980)
Clive D. Lee	(1984)
Mrs. F. Wrighter, O.A.M. B.E.M.	(1986)

* Deceased.

DIRECTORY

National Office: 710-722 Mt. Alexander Road,
Moonee Ponds. Victoria. 3039.

Postal Address: P.O. Box 254,
Moonee Ponds. Victoria. 3039

Telex: AA151673.

Telephone: (03) 370 7555.

A.A.U. inc in Vic. with Ltd. Liability.

CONTENTS

	Page
AUSTRALIAN CHAMPIONSHIPS:	
Marathon	3
Road Running Championships	3
Road Walking Championships	5
Cross Country Championships	5
All Schools Road Walking Championships	6
All Schools Cross Country Championships	8
All Schools Track and Field Championships	9
Open Distance Track Championships	18
Open and Under 20 Track and Field Championships	19
Under 16 and Under 18 Track and Field Championships	26
Multiple Events Championships	33
Records	37
Australian Records Superseded	62
PERFORMANCES OF AUSTRALIAN ATHLETES IN INTERNATIONAL COMPETITION:	63
-	
1986/87 Ranking List	72

AUSTRALIAN CHAMPIONSHIPS 1986/87

1986 BUDGET AUSTRALIAN MARATHON
(Conducted in Sydney 8th June, 1986)

MEN

Stephen Austin (VIC) 2:15.59, Steven Poulton (NSW) 2:17.15, Colin Neave (ACT) 2:18.56, Maurice Hearn (VIC) 2:21.09, Garry Hand (ACT) 2:21.56, Philip Garvin (ACT) 2:22.12, Bernie Kelly (VIC) 2:23.48, David Potts (VIC) 2:24.09.

Teams: Australian Capital Territory, Victoria, New South Wales, Queensland, Western Australia, South Australia, Northern Territory.

WOMEN

Margaret Reddan (QLD) 2:48.28, Annette Perkins (ACT) 2:52.25, Kerryn Hindmarsh (NSW) 2:54.39, Linda Walton (NSW) 2:58.33, Kylie Partland (NSW) 2:59.29, Donna Evans (NSW) 3:06.02, Janice Morton-Evans (NSW) 3:06.34, Wendy Hendricks (SA) 3:07.59.

Teams: Australian Capital Territory, Queensland, New South Wales.

AUSTRALIAN ROAD RUNNING CHAMPIONSHIPS
(Conducted in Barton A.C.T. 27th July, 1986)

15,000 METRES MEN

Andrew Lloyd (NSW) 44.26, Brad Camp (VIC) 44.29, Lawrence Whitty (NSW) 44.31, Jeff Coole (VIC) 44.46, Danny Boltz (NSW) 44.48, Andrew Garnham (VIC) 44.58, Malcolm Norwood (VIC) 45.10, Steve Mayman (NSW) 45.20.

Teams: Victoria 13, New South Wales 27, Australian Capital Territory 39, Queensland 66, Western Australia 73, Tasmania 82.

15,000 METRES WOMEN

Coral Farr (VIC) 52.43, Pia Hunter (VIC) 53.03, Jenny Lund (QLD) 53.34, Kerry Jukes (QLD) 53.40, Susan Robinson (VIC) 54.28, Eleanor Cody (NSW) 55.05, Annette Perkins (ACT) 55.15, Fiona Whelan (NSW) 55.56.

Teams: New South Wales 18, Queensland 18 (NSW fourth runner was higher).

*Best wishes to
all athletic
competitors from*



CAMBERWELL GRAMMAR SCHOOL

55 Mont Albert Road,
Canterbury, 3126

Telephone: 836 6266

**The world's largest
accommodation
network
is also
the least
expensive.**



**It's all yours
if you join YHA!**

All over Australia and the world
there are comfortable, economical
youth hostels waiting to welcome
groups and travellers of all ages.



YHA VICTORIA
205 King Street,
Melbourne, 3000.
Tel: (03) 670 7991

UNISYS

AUSTRALIAN ROAD WALKING CHAMPIONSHIPS
(Conducted in Pooraka, S.A., 17th August, 1986)

50,000 METRES MEN

W. Sawall (VIC) 3.59.48, M. Harvey (VIC) 4.04.27, A. Jachno (VIC) 4.17.40, S. Hausfeld (ACT) 4.21.51, T. Jones (WA) 4.25.28, C. Barnett (NSW) 4.31.37, C. Jack (VIC) 4.35.17, M. Wall (VIC) 4.44.34.

Teams: Victoria 7, New South Wales 14.

20,000 METRES MEN UNDER 20

P. Copeland (VIC) 91.57, C. Brill (VIC) 94.12, K. Lowden (VIC) 97.43, A. Crawford (NSW) 98.20, S. Rickinson (VIC) 106.44, M. Fletcher (VIC) 107.49, P. Alderson (SA) 114.17, J. Young (NSW) 117.49.

Teams: Victoria 6, New South Wales 15.

20,000 METRES WOMEN

K. Saxby (NSW) 98.27, L. Jachno (VIC) 104.42, A. Ryan (NSW) 110.48, S. Schnyder (VIC) 113.59, J. Wonnocott (NSW) 118.43, C. Richardson (NSW) 118.45, M. Stanway (VIC) 126.26, A. Miller (SA) 129.21.

Teams: New South Wales 9, Victoria 12.

10,000 METRES WOMEN UNDER 20

C. Vanstan (VIC) 51.45, P. Urquhart (QLD) 52.20, R. Talbot (SA) 55.05, J. Lambert (SA) 55.46, K. Giffen (NSW) 59.24, N. Footer (SA) 59.45, T. Zaska (NSW) 60.26, L. Foley (NSW) 60.39.

Teams: South Australia 7, New South Wales 14.

AUSTRALIAN CROSS COUNTRY CHAMPIONSHIPS
(Conducted in Canberra, 6th September, 1986)

12,000 METRES MEN

Adam Hoyle (VIC) 36.47, Gary Briggs (ACT) 37.01, Graham Clews (ACT) 37.21, Derek Froude (NZ) 37.26, Martin Stock (VIC) 37.30, Jamie Harrison (NSW) 37.36, Peter Brett (SA) 37.42, Brad Camp, (VIC) 38.05, Steve Mayman (NSW) 38.11.

Teams: Victoria 21, New South Wales 36, Australian Capital Territory 37, South Australia 52, Queensland 67, Tasmania 87.

8,000 METRES MEN UNDER 20

Jason Agosta (VIC) 25.16, Stephen Spiers (WA) 25.25, Mark Vassallo (NSW) 25.34, David Graham (SA) 25.36, Allan Carmen (SA) 25.46, Bernard Bourke (VIC) 25.51, Paul Wilson (VIC) 25.55, K. White (WA) 26.09.

Teams: Victoria 21, New South Wales 27, Western Australia 38, Queensland 50.

6,000 METRES MEN UNDER 18

Steven Tagg (QLD) 19.10, Wayne Larden (NSW) 19.11, Clayton Clews (WA) 19.17, Roderick De Highden (VIC) 19.34, Dean Rose (TAS) 19.38, Chris McKenzie (VIC) 19.47, Timothy Price (TAS) 19.51, Andrew Eliades (NSW) 20.07.

Teams: Victoria 21, Tasmania 24, New South Wales 24, Queensland 27, Western Australia 31, Australian Capital Territory 44.

8,000 METRES WOMEN

Krishna Wood (ACT) 27.36, Carolyn Schuwallow (ACT) 28.10, Susan Bruce (NZ) 28.30, Jacquie Perkins (VIC) 28.55, Anne Lord (VIC) 29.08, Jenny Lund (QLD) 29.15, Coral Farr (VIC) 29.21, Penelope Just (NSW) 29.35, Maree McDonagh (VIC) 29.38.

Teams: Victoria 21, Australian Capital Territory 29, New South Wales 41, Queensland 46, Tasmania 73.

6,000 METRES WOMEN UNDER 20

Kerith Duncanson (NSW) 21.30, Kerry Jukes (QLD) 22.01, Lisa Treganza (SA) 22.19, Lindy Jane Trezise (VIC) 22.51, Mandy Dovey (NSW) 22.53, Pamela Aitken (NSW) 23.46, Narelle McKean (NSW) 24.02, Joanne Thompson (QLD) 24.11.

Teams: New South Wales 13, Queensland 23.

4,000 METRES WOMEN UNDER 18

Vicky Coakley (NSW) 14.11, Susan Markham (NSW) 14.23, Jodie Young (NSW) 14.24, Yloanda Budich (SA) 14.25, Angela Luchetti (NSW) 14.51, Natalie Pearce (NSW) 14.52, Carole Connolly (QLD) 14.55, Angela Milne (WA) 15.03.

Teams: New South Wales 6, Western Australia 18, Queensland 21, Tasmania 36, Victoria 39.

AUSTRALIAN ALL SCHOOLS ROAD WALKING CHAMPIONSHIPS

(Conducted in Melbourne, 26th July, 1986)

10,000 METRES BOYS UNDER 19

Michael Bassett (NSW) 47.18, Mark Fletcher (VIC) 47.44, Craig Topperwein (SA) 48.40, Peter Vanstan (VIC) 49.53, Brett Roach (TAS) 50.24, Ricky Cooke (TAS) 50.49, Greg Robertson (TAS) 51.32, Julian Weller (QLD) 52.36.

Teams: Victoria 14, Tasmania 18, New South Wales 20, South Australia 26.

6,000 METRES BOYS UNDER 17

Greg Robertson (TAS) 26.55, Travis Martin (VIC) 27.38, Colin Ward (NSW) 28.02, Paul Topperwein (SA) 28.12, Brad Hallworth (NSW) 28.39, Ricky Cooke (TAS) 28.40, Cameron Kline (NSW) 29.47, Darian Law (NSW) 29.51.

Teams: New South Wales 8, Western Australia 18, South Australia 19.

3,000 METRES - BOYS UNDER 15

Craig Topperwein (SA) 13.01, Andrew Brown (NSW) 13.46, Dean Lang (NSW) 13.59, B. Ireland (NT) 14.17, Anthony Miles (QLD) 14.24, Igor O'Neill (NSW) 14.34, Gregory Yeo (ACT) 14.46, James Rzezniczek (VIC) 14.47.

Teams: New South Wales 7, Victoria 20, Queensland 22, Western Australia 29.

10,000 METRES GIRLS UNDER 19

Caroline Vanstan (VIC) 53.13, Joanne Lambert (SA) 54.32, Michelle Doyle (NSW) 55.25, Sharon Pearce (NSW) 56.20, Tanya Wheeler (WA) 57.38, Margaret McIntyre (NSW) 57.58, Katherin Griffin (NSW) 58.37, Patricia McIntyre (NSW) 59.01.

Team: New South Wales 6.

6,000 METRES GIRLS UNDER 17

Jenny Randall (NSW) 30.28, Wendy Muldoon (VIC) 31.02, Michelle Horne (VIC) 31.12, Ruth Besgrove (QLD) 32.00, Karen Francis (NSW) 32.43, Michelle Keys (NSW) 32.58, Nicole Footer (SA) 33.05, Lisa Heintz (VIC) 33.57.

Team: New South Wales 10, Victoria 12, South Australia 23.

3,000 METRES GIRLS UNDER 15

Rebecca Waters (VIC) 14.19, Lynda Pearce (NSW) 15.07, Johanna Clifford (NSW) 15.15, Michelle Doyle (NSW) 15.17, Suzanne Doocey (QLD) 15.23, Tanya Wheeler (WA) 15.54, Patricia McIntyre (NSW) 15.57, Lisa Williams (VIC) 15.59.

Teams: New South Wales 9, Victoria 17, Queensland 25, Western Australia 27

AUSTRALIAN ALL SCHOOLS CROSS COUNTRY CHAMPIONSHIPS
(Conducted in Victoria on 26th July, 1986)

8000 METRES - BOYS UNDER 19

Wayne Larden (NSW) 25.02, Mark Vassallo (NSW) 25.18, Steven Tagg (QLD) 25.40, Dean Paulin (VIC) 25.44, Roderic De Highden (VIC) 25.52, Ben Curry (VIC) 26.02, Chris McKenzie (VIC) 26.12, Geoffrey Berkeley (NSW) 26.20.

Teams: New South Wales 10, Victoria 15, Queensland 22, Tasmania 40, Western Australia 40, South Australia 44.

4000 METRES - BOYS UNDER 17

Robert Godino (VIC) 12.07, Alex Davey (VIC) 12.08, Julian Paynter (VIC) 12.21, Dean Rose (TAS) 12.25, Clinton Barton (NSW) 12.29, John Kavanagh (SA) 12.32, Nick Cope (TAS) 12.43, Simon McNamara (VIC) 12.43.

Teams: Victoria 6, New South Wales 26, Tasmania 26, Queensland 31, South Australia 35, Western Australia 47.

4000 METRES - BOYS UNDER 15

Darren Lee (VIC) 12.48, Lee Town (VIC) 12.50, Mathew Myers (QLD) 12.53, David Farquhar (VIC) 12.55, Joshua Funder (VIC) 12.57, Robert Wunder (NSW) 13.00, Lee Settle (VIC) 13.01, Brett Cartwright (SA) 13.07.

Teams: Victoria 7, South Australia 23, Queensland 23, New South Wales 26, Western Australia 44, Tasmania 48.

6000 METRES - GIRLS UNDER 19

Laila Schulz (NSW) 21.52, Rina Bradshaw (QLD) 22.17, Debbie Walsham (NSW) 23.02, Natalie Camplin (QLD) 23.08, Angela Milne (WA) 23.24, Bronwyn Bickford (NSW) 23.31, Natalie McKean (NSW) 23.39, Mary Foley (QLD) 23.42.

Teams: New South Wales 10, Queensland 13, Western Australia 27, Victoria 28.

4000 METRES - GIRLS UNDER 17

Susan Markham (NSW) 13.42, Vicky Coakley (NSW) 13.43, Kylie Partland (NSW) 14.10, Ruth Besgrove (QLD) 14.14, Lisa Mucio (QLD) 14.15, Lindy-Jane Tresize (VIC) 14.28, Fiona Bryce (VIC) 14.30, Desley Shea (WA) 14.53.

Teams: New South Wales 6, Queensland 18, Victoria 28, Western Australia 29, Tasmania 44, South Australia 46.

3000 METRES - GIRLS UNDER 15

Mtie Watts (QLD) 10.09, Angela Raines (QLD) 10.13, Jodie-Ann Young (NSW) 10.20, Suzy Walsham (NSW) 10.23, Daneke Smith (NSW) 10.25, Patricia Raines (QLD) 10.39, Libby Field (VIC) 10.43, Karen Jackson (VIC) 10.44.

Teams: Queensland 9, New South Wales 12, Victoria 24, Western Australia 41, South Australia 42, Tasmania 43.

AUSTRALIAN ALL SCHOOLS TRACK & FIELD CHAMPIONSHIPS
(Conducted in Sydney on 12th, 13th and 14th December, 1986.)

BOYS UNDER 19

100 METRES: M. Garner (NSW) 10.70, T. Bennett (TAS) 10.79,
R. McLeod (VIC) 10.80, R. Gebert (VIC) 10.86, M. Helier (SA)
10.98, M. Reede (NSW) 11.06, M. Carter (NSW) 11.14.

200 METRES: M. Garner (NSW) 21.64, T. Bennett (TAS) 22.01,
R. Gebert (VIC) 22.07, G. Kokkotas (NSW) 22.08, M. Helier (SA)
22.11, R. McLeod (VIC) 22.30, M. Carter (NSW) 22.32, M. Reede
(NSW) 22.56.

400 METRES: S. Simpson (VIC) 48.34, G. Culbert (VIC) 48.80,
J. Bessell (ACT) 48.82, G. Sayer (NSW) 48.88, G. Kokkotas (NSW)
49.07, S. Moyes (SA) 49.81, P. Mapstone (NSW) 50.12.

800 METRES: P. Mapstone (NSW) 1-53.57, M. Chalker (ACT) 1-54.96,
M. Miller (ACT) 1-55.23, B. Rallings (TAS) 1-55.31, X. Van Rijen
(NSW) 1-55.89, N. Maher (VIC) 1-56.66, M. Schneider (QLD)
1-56.91, R. McNamara (TAS) 1-57.57.

1500 METRES: M. Vassallo (NSW) 4-00.50, B. Curry (VIC) 4-02.17,
D. Palmer (NSW) 4-02.82, D. Livingston (VIC) 4-04.16, B. Rallings
(TAS) 4-07.53, C. McKenzie (VIC) 4-08.74, A. Oxley (VIC) 4-09.98,
W. Larden (NSW) 4-12.20.

5000 METRES: S. Tagg (QLD) 15-20.20, W. Larden (NSW) 15-21.75,
R. Dehighden (VIC) 15-25.58, S. Dewhurst (NSW) 15-34.76, M.
Vassallo (NSW) 15-41.58, A. Oxley (VIC) 15-46.17, C. McKenzie
(VIC) 15.49.07, N. Cope (TAS) 15-56.88.

110 METRES HURDLES: C. Greatpex (QLD) 14.38, S. Hollis (SA)
14.47, S. Winters (NSW) 14.49, J. Morrison (ACT) 14.73, N. Martin
(VIC) 15.69, M. Carter (NSW) 15.77, G. Baker (WA) 15.92.

400 METRES HURDLES: G. Sayer (NSW) 53.42, C. Greatrex (QLD)
54.35, S. Moyes (SA) 55.01, V. Cavallo (VIC) 55.36, R. Michel
(QLD) 55.55, L. Marshall (WA) 60.40.

2000 METRES STEEPLECHASE: G. Collier (VIC) 6-01.58, C. White
(NSW) 6-15.86, G. Bouris (VIC) 6-25.41, G. Fletcher (QLD)
6-32.89, J. Adams (NSW) 6-49.67.

3000 METRES WALK: B. Hallworth (NSW) 13-16.35, J. Weller (QLD)
13-24.61, C. Ward (NSW) 13-32.51, K. Clifford (NSW) 13-46.23, S.
Kirby (QLD) 13-51.66, R. Cooke (TAS) 14-08.51, A. Brown (NSW)
14-12.58, M. Lang (NSW) 14-16.16.

4 X 100M RELAY: New South Wales 42.00, Victoria 42.51, Tasmania
42.85, Queensland 43.31, South Australia 43.56, Western Australia
43.90.

4 X 400M RELAY: New South Wales 3-16.58, Tasmania 3-17.61,
Victoria 3-18.10, Queensland 3-20.17, Western Australia 3-26.33,
South Australia 3-34.20.

LONG JUMP: M. Helier (SA) 7.19, P. Nanervis (TAS) 7.04, C. Turnbull (QLD) 6.75, J. Moir (NSW) 6.72, M. Bury (VIC) 6.70, D. Hosking (SA) 6.62, S. Bilsborough (VIC) 6.61, V. Anderson (QLD) 6.37.

TRIPLE JUMP: D. Hosking (SA) 15.06, G. Gorman (NSW) 14.89, S. Bilsborough (VIC) 14.05, G. McMahon (QLD) 13.90, J. Ferris (WA) 13.78, G. Baker (WA) 13.78.

HIGH JUMP: W. Le Febure (NSW) 2.09, C. Lutch (QLD) 2.09, D. Weber (QLD) 2.06, J. Little (QLD) 2.03, S. Clement (NT) 1.97, M. Curl (QLD) 1.97, J. De La Mare (NSW) 1.94, D. Capobianco (WA) 1.94.

POLE VAULT: A. Steinhardt (SA) 4.20, M. Heynen (SA) 4.00, A. Gibbons (QLD) 3.60, R. Markey (NSW) 3.40, G. Newey (NSW) 3.25.

SHOT PUT: K. Luscombe (NSW) 16.67, M. McCloskey (NSW) 16.55, P. Kaiserfeld (NSW) 15.50, M. Stevens (VIC) 14.50, M. Bollen (SA) 14.42, P. Stewart (QLD) 14.33, A. Beesley (QLD) 14.19, G. Williams (VIC) 14.16.

DISCUS THROW: A. Beesley (QLD) 49.96, P. Kaiserfeld (NSW) 48.70, P. Carlin (SA) 47.06, K. Luscombe (NSW) 46.08, P. Stewart (QLD) 45.76, N. Campbell (VIC) 43.42, G. Newey (NSW) 41.14, D. Wilczek (SA) 38.28.

JAVELIN THROW: M. Hodgson (SA) 60.90, M. Hesse (NSW) 58.08, I. Tanner (SA) 56.00, B. Duncombe (QLD) 55.20, R. Clift (NSW) 54.56, J. Selby (VIC) 54.42, S. Steyn (NSW) 51.82, D. Askew (TAS) 48.50.

HAMMER THROW: M. Sanford (VIC) 62.96, P. Carlin (SA) 57.96, R. Nelson (ACT) 55.90, A. O'Brien (NSW) 53.90, R. Whitehouse (NSW) 52.20, P. Stewart (QLD) 50.08, R. Fridkin (VIC) 48.40, G. Hunt (NSW) 45.86.

MULTI EVENT: J. Moir (NSW) 6804, D. Hosking (SA) 6528, G. Newey (NSW) 6525, L. Larsen (TAS) 6524, A. Steinhardt (SA) 6460, J. Morrison (ACT) 6208, P. Radi (NSW) 6135, N. Foley (VIC) 5853.

BOYS UNDER 17

100 METRES: L. Johnson (QLD) 10.68, G. Kitchen (QLD) 11.06, P. Callander (VIC) 11.11, R. Short (NSW) 11.14, G. McCarthy (NSW) 11.21, S. Mayne (WA) 11.24, A. Millers (NSW) 11.27, A. Juhasz (TAS) 11.33.

200 METRES: L. Johnson (QLD) 22.18, S. Perry (NSW) 22.43, A. Millers (NSW) 22.98, G. Kitchen (QLD) 23.01, R. Shourt (NSW) 23.11, G. McCarthy (NSW) 23.27, D. Edmunds (TAS) 23.55.

400 METRES: S. Perry (NSW) 47.99, A. Bursill (NSW) 48.63, D. Capobianco (WA) 48.81, S. Moss (QLD) 48.94, D. Edmunds (TAS) 49.37, M. Joubert (QLD) 50.39, A. Millers (NSW) 51.24.

800 METRES: S. Smart (NSW) 1-51.48, M. Harding (VIC) 1-53.08, J. Thompson (VIC) 1-53.31, N. Ward (WA) 1-55.62, P. Bacon (QLD) 1-55.73, T. Goddard (WA) 1-58.89, A. Lane (SA) 2-01.02, S. Moss (QLD) 2-06.09.

1500 METRES: J. Dunn (ACT) 3-59.29, D. Taig (VIC) 4-02.77, C. Jones (QLD) 4-03.31, N. Jordan (VIC) 4-04.86, T. Clarsen (NSW) 4-05.56, R. Mitchison (NSW) 4-07.72, C. Barter (NSW) 4-09.06, M. Samarco (ACT) 4-09.51.

3000 METRES: A. Davey (VIC) 8-52.03, D. Rose (TAS) 8-58.77, B. Douglas (QLD) 9-00.62, W. Casey (NSW) 9-17.30, R. Lord (QLD) 9-30.84, R. Mitchinson (NSW) 9-38.04, A. Sostaric (ACT) 9-52.37, S. Huckerby (NT) 10-22.25.

110 METRES HURDLES: M. Towns (NSW) 14.38, M. Woodbridge (QLD) 14.38, P. Howell (NSW) 14.45, M. Harding (VIC) 14.52, J. Little (QLD) 14.68, D. Capobianco (WA) 14.75, C. Boyd (NSW) 15.00, J. Ferris (WA) 15.46.

2000 METRES STEEPLECHASE: D. Rose (TAS) 5-55.41, C. White (NSW) 6-00.58, B. Douglas (QLD) 6-03.87, D. Taig (VIC) 6-16.05, M. Samarco (ACT) 6-19.03, A. Sostaric (ACT) 6-20.77, C. Morrow (QLD) 6.25.94, R. Lord (QLD) 6-26.02.

3000 METRES WALK: C. Ward (NSW) 13-03.07, B. Hallworth (NSW) 13-09.93, G. Robertson (TAS) 13-11.14, K. Clifford (NSW) 13-24.00, P. Vanstan (VIC) 13-52.34, S. Beecroft (VIC) 13-59.98, G. Yeo (ACT) 14-01.22, A. Brown (NSW) 14-03.14.

LONG JUMP: L. Johnson (QLD) 7.50, A. Murphy (VIC) 7.23, A. Juhasz (TAS) 7.05, C. Law (VIC) 6.99, S. Cassey (WA) 6.93, G. Gilchrist (NSW) 6.62, L. Ros (NSW) 6.55, M. Rudden (VIC) 6.51.

TRIPLE JUMP: A. Murphy (VIC) 15.56, L. Johnson (QLD) 14.95, S. Cassey (WA) 14.66, J. Ferris (WA) 14.40, A. Riordan (NSW) 14.22, T. Brideson (SA) 14.02, B. Pike (VIC) 13.75, D. Maxyfisher (QLD) 13.70.

HIGH JUMP: W. Lefebvre (NSW) 2.10, I. Garrett (NSW) 2.07, J. Little (QLD) 2.07, J. Waters (QLD) 1.98 e S. Orr (VIC) 1.98 e P. O'Callaghan (VIC) 1.98, D. Weber (QLD) 1.98, A. Davis (NSW) 1.98.

POLE VAULT: S. Radi (NSW) 4.15, T. Apted (TAS) 4.05, J. Jacka (SA) 3.95, D. Temme (SA) 3.75, A. Richards (QLD) 3.55.

SHOT PUT: S. Odlum (NSW) 17.82, S. Petie (QLD) 17.12, D. Pitchfork (NSW) 16.57, P. Stewart (QLD) 15.88, G. Hunt (NSW) 15.84, J. Impey (NSW) 15.32, A. Cameron (NSW) 15.12, P. Carlin (SA) 14.68.

DISCUS THROW: D. Pitchfork (NSW) 50.66, A. Cameron (NSW) 49.12, P. Carlin (SA) 48.92, P. Stewart (QLD) 48.16, D. Cameron (QLD) 47.24, S. Petie (QLD) 47.14, D. Thomson (WA) 45.10, J. Impey (NSW) 46.96.

JAVELIN THROW: R. Conway (QLD) 68.86, M. Hodgson (SA) 65.06, J. Selby (VIC) 64.66, T. Apted (TAS) 62.98, S. Petie (QLD) 62.02, S. Lawson (WA) 61.28, D. Maxeyfisher (QLD) 59.50, S. Kempf (QLD) 58.66.

HAMMER THROW: M. Sandford (VIC) 68.78, P. Carlin (SA) 69.64, R. Whitehouse (NSW) 57.82, G. Hunt (NSW) 57.30, D. Pitchfork (NSW) 56.78, A. Cameron (NSW) 56.14, R. Maxwell (VIC) 54.14, M. Stirett (VIC) 53.04.

QUICKSTART STARTING BLOCKS

Manufactured in Australia

- * Available in two sizes.
- * High back plate for greater push off and heel support or normal standard size back plate.
- * Slightly wider for a more comfortable stance.
- * Aluminium, Powdered Coated Block.
- * Stainless Steel Pins that will not rust.
- * Replaceable Rubber Pads available.

Recommended by Professional Coach
Monty Hirst
Australian Distance Senior Coach
Tom Kelly.

QUICKSTART manufactured by
**TMF Diecasters (Vic) Pty.
Ltd.**

11 London Drive,
Bayswater Vic. Ph: (03) 762-8291

GREETINGS Cosmopolitan MOTOR INN

- 83 LUXURY UNITS
(SOME WITH KITCHENETTES)
- 24 HR. RECEPTION
- RESTAURANT
- CONFERENCE ROOM
- LIFT
- SELF DIAL PHONES
- 2 MINS. WALK TO SHOPS,
BEACH & CITY TRANSPORT
- ATTRACTIVE RATES
- LAUNDRY FACILITIES

4-6 CARLISLE STREET,
ST KILDA

PHONE: (03) 534-0781

(Melway map ref. 58 B10)



Down Princes Highway,
200 yards from
Luna Park &
St Kilda Esplanade

PETER W. JESS

CHARTERED ACCOUNTANT

*SPECIALIST IN ALL SPORTING
AND SMALL BUSINESS TAX RETURNS*

49 FLETCHER ST., ESSENDON
375-4225

Best wishes to Victorian Athletes

OVAL MOTEL
194 Barnard St., Bendigo
Phone (054) 43-7211

Your Hosts Frank & Sue Hill

CLOSE TO CITY
CENTRE, HOSPITALS
& SPORTING GROUNDS
Opp. Aquatic Centre & Parklands

All modern facilities.
"Nelly's Nook" —
BYO Restaurant
Room Service
A BUDGET MOTEL

AIR INTERNATIONAL PTY. LTD.

Tel: 645-1666

AIR INTERNATIONAL PTY. LTD.
437 Williamstown Road,
Port Melbourne. 3207

BOYS UNDER 15

100 METRES: C. Stephenson (NSW) 11.55, R. Taylor (ACT) 11.75, P. Greene (NSW) 11.77, G. Camps (NSW) 11.84, R. Hoffman (NSW) 11.86, N. Dunn (QLD) 12.11, P. Edmiston (WA) 12.15, F. Dilatte (WA) 12.19.

200 METRES: C. Stephenson (NSW) 22.77, R. Hoffman (NSW) 22.86, P. Greene (NSW) 22.92, R. Taylor (ACT) 23.29, G. Camps (NSW) 23.34, P. Edmiston (WA) 23.72, F. Dilatte (WA) 23.86, N. Dunn (QLD) 24.03.

400 METRES: P. Greene (NSW) 50.46, M. Ambyrum (QLD) 52.29, P. Cohen (VIC) 52.40, M. Cheney (TAS) 5.80, D. Lobegeiger (QLD) 53.06, K. Kaesler (SA) 53.14, D. Yates (QLD) 53.25, A. Dipetta (VIC) 54.19.

800 METRES: R. Wunder (NSW) 1-58.16, A. Walklate (QLD) 1-58.94, A. Hunt (NSW) 2-02.48, P. Cohen (VIC) 2-03.24, M. Amante (NSW) 2-04.96, N. Adkin (VIC) 2-05.03, D. Lobegeiger (QLD) 2-05.23.

1500 METRES: R. Wunder (NSW) 4-14.51, A. Hunt (NSW) 4-14.76, N. Adkin (VIC) 4-17.43, G. Titman (QLD) 4-17.47, S. Lewin (VIC) 4-26.27, P. Schneider (QLD) 4-31.42, Y. Arthur (WA) 4-33.54, A. Collins (WA) 4-35.63.

3000 METRES: A. Kelly (NSW) 9-08.26, G. Titman (QLD) 9-08.53, T. Langmuir (VIC) 9-30.72, D. Marek (QLD) 9-35.30, A. Collins (WA) 9-37.80, G. Jericho (SA) 9-45.85, A. Ross (VIC) 9-50.98, J. Ferguson (WA) 10-39.31.

100 METRES HURDLES: P. Edmiston (WA) 13.82, K. Muckan (QLD) 14.34, T. Jordan (WA) 14.38, L. Thornton (NSW) 14.39, P. Koutoufides (VIC) 14.51, T. Hume (NSW) 14.70, C. Franklin (QLD) 15.24, L. Drummond (VIC) 19.23.

1500 METRES WALK: K. Clifford (NSW) 6-30.90, D. Mison (NSW) 6-43.74, S. Pearson (QLD) 6-45.69, A. Patterson (VIC) 6-50.06, S. Clancy (VIC) 6-51.70, I. O'Neill (NSW) 6-56.72, M. Smith (WA) 6-58.83, D. McGrath (VIC) 6-58.89.

LONG JUMP: B. Tennant (NT) 6.59, A. Nowrojee (WA) 6.47, P. Greene (NSW) 6.37, L. Lorenc (VIC) 6.12, N. Probert (TAS) 6.11, J. Gaviglio (QLD) 6.08, C. Stephenson (NSW) 6.04, J. Atu (QLD) 6.02.

TRIPLE JUMP: A. Nowrojee (WA) 14.01, G. Adamson (VIC) 13.41, L. Lorenc (VIC) 13.24, B. Tennant (NT) 13.07, L. Neumann (QLD) 12.84, J. Gaviglio (QLD) 12.77, N. Probert (TAS) 12.46, S. Pendlebury (NSW) 12.13.

HIGH JUMP: G. Morante (NSW) 1.84, J. Atu (QLD) 1.81, J. McGuinness (TAS) 1.81, R. Dummett (VIC) 1.81.

SHOT PUT: C. Stephenson (NSW) 17.68, G. Nichols (NSW) 16.66, M. Gadsby (NT) 16.65, A. Dipetta (VIC) 16.61, L. Oxenham (QLD) 15.69, B. Tennant (NT) 15.60, S. Young (VIC) 14.96, C. Impey (NSW) 14.92.

DISCUS THROW: C. Nettlebeck (NSW) 60.48, C. Stephenson (NSW) 56.16, A. Dipetta (VIC) 50.72, S. Young (VIC) 50.58, D. Forbes (VIC) 50.46, G. Nichols (NSW) 48.20, B. Tennant (NT) 47.82, C. Impey (NSW) 47.04.

JAVELIN THROW: C. Stephenson (NSW) 59.88, C. Walker (VIC) 57.76, R. McGregor (QLD) 54.24, B. Duffy (NSW) 54.12, N. Probert (TAS) 54.04, B. Tennant (NT) 53.16, S. Deane (QLD) 53.04, C. Nettlebeck (NSW) 50.30.

GIRLS UNDER 19

100 METRES: K. Kinnane (QLD) 11.84, M. Moore (NSW) 11.85, G. Turnbull (NSW) 11.93, K. McGuigan (QLD) 12.14, M. Powell (VIC) 12.30, T. Matthias (TAS) 12.45, R. Clements (ACT) 12.48.

200 METRES: K. Kinnane (QLD) 24.91, M. Moore (NSW) 25.29, E. Jaggars (ACT) 25.71, M. Powell (VIC) 25.93, K. McGuigan (QLD) 26.35, T. Matthias (TAS) 26.81, K. Hawkins (TAS) 27.10, R. Clements (ACT) 27.13.

400 METRES: K. Kinnane (QLD) 56.73, E. Jaggars (ACT) 56.88, L. Attenborough (NSW) 58.12, K. Hawkins (TAS) 59.31, R. Crabb (WA) 59.83, M. Powell (VIC) 59.90, J. Haines (TAS) 61.00.

800 METRES: A. Luchetti (ACT) 2-11.43, S. Clay (TAS) 2-12.52, D. Baker (NSW) 2-14.56, A. Reid (VIC) 2-14.90, K. Loveday (QLD) 2-16.96, K. Dobbie (QLD) 2-18.30, J. Haines (TAS) 2-20.46.

1500 METRES: A. Luchetti (ACT) 4-37.80, R. Bradshaw (QLD) 4-40.51, A. Reid (VIC) 4-42.15, S. Clay (TAS) 4-42.74, M. Jones (NSW) 4-50.57, S. Ross (QLD) 4-53.75, S. Bird (WA) 5-04.65.

3000 METRES: R. Bradshaw (QLD) 10-20.88, S. Ross (QLD) 10-44.30, M. Jones (NSW) 10-51.12.

100 METRES HURDLES: J. Sinclair-Burke (TAS) 14.66, A. Craig (VIC) 16.52, C. Hindle (WA) 17.11.

400 METRES HURDLES: A. Cavanagh (NSW) 60.34, M. Carr (NSW) 61.73, J. Mottram (NSW) 62.72, A. Rainbird (QLD) 62.89, S. Hawke (VIC) 66.40, K. Hawkins (TAS) 67.27, J. Garnett (WA) 67.96.

3000 METRES WALK: A. Narbey (WA) 14-34.40, N. Camplin (QLD) 14-44.37, K. Willoughby (NSW) 14-54.49, C. Vanstan (VIC) 14-58.95, S. Pearce (NSW) 15-12.84, L. Pearce (NSW) 15-30.16, T. Wheeler (WA) 15-45.08, S. Willoughby (NSW) 15-46.56.

4 X 100 METRES RELAY: New South Wales 46.95, Victoria 48.03, Tasmania 48.86, Australian Capital Territory 49.06, Queensland 49.73, South Australia 49.83, Western Australia 49.89.

4 X 400 METRES RELAY: New South Wales 3-49.30, Queensland 3-53.61, Victoria 3-57.42, Tasmania 4-00.80, South Australia 4-04.54, Western Australia 4-08.89.

LONG JUMP: A. O'Neill (VIC) 6.15, S. Morice (QLD) 5.91, K. Reko (NSW) 5.86, M. Moore (NSW) 5.57, R. Evans (SA) 5.56, S. Purkiss (WA) 5.42, K. McGuigan (QLD) 5.25, M. Butt (NSW) 5.11, R. Crabb (WA) 4.98.

TRIPLE JUMP: S. Morice (QLD) 11.96, R. Koroi (NSW) 11.57, H. Smith (SA) 11.54, J. Sinclair-Burke (TAS) 11.42, F. Singline (TAS) 11.20, K. Allan (QLD) 11.19, S. Ward (SA) 11.02, S. Drury (WA) 10.92.

HIGH JUMP: G. Kapernick (QLD) 1.82, L. Kiss (TAS) 1.76, A. Inverarity (SA) 1.76, L. Asinari (SA) 1.70, K. Newton (NSW) 1.70, K. Allan (QLD) 1.70, L. McPaul (NSW) 1.70, K. Turner (SA) 1.65.

SHOT PUT: B. Serone (NSW) 13.90, V. French (WA) 13.52, L. Vizaniari (NSW) 13.27, N. Carkeek (VIC) 12.68, H. Neely (VIC) 12.05, C. Palmer (WA) 11.98, R. Sutton (VIC) 11.38, J. Preedy (NSW) 11.02.

DISCUS THROW: R. Sutton (VIC) 43.64, V. French (WA) 43.46, C. Palmer (WA) 40.42, K. Gregory (TAS) 40.20, M. Stone (NSW) 39.70, T. Phillips (WA) 38.98, K. Blight (SA) 38.88, S. Borg (VIC) 38.44.

JAVELIN THROW: L. McPaul (NSW) 44.28, J. Gething (WA) 43.30, M. Solomon (QLD) 41.24, C. Palmer (WA) 41.04, P. King (VIC) 38.18, S. Edgerton (QLD) 37.88, K. Gregory (TAS) 35.52.

MULTI EVENT: J. Sinclair-Burke (TAS) 4914, C. Jeon (NSW) 4660, L. Asinari (SA) 4185, S. Strang (TAS) 4124, S. Ward (SA) 4076, R. Barton (VIC) 3993, J. Davies (WA) 3946.

GIRLS UNDER 17

100 METRES: G. Tovo (NSW) 11.59, M. Dunstan (QLD) 11.68, J. Lambert (WA) 12.02, M. Gainsford (NSW) 12.02, A. O'Neill (VIC) 12.03, K. Hanigan (NSW) 12.07, M. Wilson (VIC) 12.12, J. Hotchin (QLD) 12.14.

200 METRES: G. Tovo (NSW) 25.20, K. Hanigan (NSW) 25.27, M. Dunstan (QLD) 25.57, R. Poetschka (WA) 25.84, M. Wilson (VIC) 25.92, J. Lambert (WA) 26.16, A. Christie (QLD) 26.26, J. Burrell (VIC) 26.53.

400 METRES: N. Stenberg (NSW) 55.53, R. Poetschka (WA) 55.72, A. Rainbird (QLD) 56.27, J. Mottram (NSW) 56.83, S. Langley (VIC) 56.93, A. Cavanagh (NSW) 57.12, L. Ross (NSW) 57.16, T. Adams (VIC) 58.09.

800 METRES: S. Langley (VIC) 2-11.25, S. Blinco (QLD) 2-11.42, D. Shea (WA) 2-13.01, J. O'Brien (NSW) 2-16.07, S. Williams (QLD) 2-17.97, T. Adams (VIC) 2-18.80, C. Clifford (NSW) 2-34.30.

1500 METRES: C. Templeton (ACT) 4-33.14, L. Tresize (VIC) 4-35.05, J. Lambert (NSW) 4-38.09, J. Campbell-Smith (TAS) 4-42.32, A. Milne (WA) 4-49.62, D. Smith (NSW) 4-50.17, L. Shea (WA) 4-58.92, R. Besgrove (QLD) 5-00.39.

3000 METRES: L. Tresize (VIC) 9-44.55, J. Campbell-Smith (TAS) 10-04.93, R. Besgrove (QLD) 10-06.55, C. Lee (QLD) 10-39.67, A. Milne (WA) 10-42.64, S. Bird (WA) 10-44.10.

100 METRE HURDLES: J. Hotchin (QLD) 14.77, L. Zizek (NSW) 14.77, M. Deverall (ACT) 15.49, K. Lovett (QLD) 15.52, S. Scully (NT) 15.74, A. Edwards (ACT) 15.93, M. Carr (NSW) 16.31, A. Rainbird (QLD) 16.60.

3000 METRES WALK: A. Narbey (WA) 14-43.69, J. Randall (NSW) 15-03.68, M. Keys (NSW) 15-11.12, W. Muldoon (VIC) 15-33.77, M. Degraat (VIC) 15-34.38, M. Doyle (NSW) 16-00.53, R. Besgrove (QLD) 16-18.30, L. Heintz (VIC) 16-22.07.

LONG JUMP: M. Dunstan (QLD) 6.16, A. O'Neill (VIC) 6.12, M. Walkington (QLD) 5.82, K. Burns (VIC) 5.81, B. Martin (NSW) 5.78, C. Jeon (NSW) 5.64, F. Singline (TAS) 5.64, R. Koroi (NSW) 5.61.

TRIPLE JUMP: M. Dyball (VIC) 12.09, K. Burns (VIC) 11.88, R. Koroi (NSW) 11.87, H. Smnith (SA) 11.62, K. Lovett (QLD) 11.55, G. Easton (VIC) 11.25, A. Edwards (ACT) 11.21, F. Singline (TAS) 11.07.

HIGH JUMP: G. Kapernick (QLD) 1.80, L. Kiss (TAS) 1.80, K. Lindop (NSW) 1.74, J. McCormick (VIC) 1.74, A. Inverarity (SA) 1.71, N. Oreo (SA) 1.71, M. Anderson (QLD) 1.71, T. Flight (NSW) 1.68.

SHOT PUT: N. Carkeek (VIC) 12.79, T. Gordon (NSW) 12.28, C. Palmer (WA) 12.25, S. Borg (VIC) 11.66, R. Sutton (VIC) 11.43, J. Preedy (NSW) 11.17, S. Gibson (QLD) 10.91, S. Brown (QLD) 10.86.

DISCUS THROW: R. Sutton (VIC) 50.50, S. Borg (VIC) 42.86, L. Vizaniari (NSW) 39.96, K. Blight (SA) 39.88, N. Carkeek (VIC) 39.62, A. McCormack (SA) 38.34, C. Palmer (WA) 38.30, C. Gardiner (NSW) 37.68.

JAVELIN THROW: T. Gordon (NSW) 44.24, C. Palmer (WA) 41.40, P. Ding (VIC) 41.38, V. Hooper (NSW) 39.42, M. Solomon (QLD) 38.90, S. Edgerton (QLD) 36.98, V. Palmer (QLD) 36.80, J. Garnett (WA) 34.40.

GIRLS UNDER 15

100 METRES: A. Minns (ACT) 12.41, J. Swan (NSW) 12.63, B. Cosgrove (NSW) 12.79, J. Ovenden (WA) 12.82, C. Freeman (QLD) 12.90, T. Moore (SA) 12.97, K. Costello (NSW) 13.00, N. Barwick (TAS) 13.07, S. Whitmore (TAS) 13.17.

200 METRES: A. Minns (ACT) 24.94, J. Swan (NSW) 25.40, B. Cosgrove (NSW) 25.63, K. Costello (NSW) 25.78, N. Christensen (QLD) 26.38, J. Ovenden (WA) 26.41, P. Piggott (SA) 26.67.

400 METRES: J. Swan (NSW) 56.24, F. McCarthy (NSW) 56.59, K. Reid (NSW) 56.60, K. Costello (NSW) 56.94, N. Christensen (QLD) 57.08, C. Robards (NSW) 58.01, R. Miller (SA) 59.04, A. Swanborough (QLD) 59.46.

800 METRES: L. Fursman (NSW) 2-13.40, T. Chilts (QLD) 2-14.73, S. Page (NSW) 2-14.89, R. Miller (SA) 2-14.92, S. Walsham (NSW) 2-15.52, D. Hayman (ACT) 2-21.43, C. Robards (NSW) 2-21.46, K. Gorbunow (QLD) 2-22.35.

1500 METRES: K. Watts (QLD) 4-29.47, L. Fursman (NSW) 4-36.45, L. Field (VIC) 4-37.13, T. Chilts (QLD) 4-40.03, K. Gorbunow (QLD) 4-46.69, J. Dallaway (NSW) 4-46.90, N. Corbin (NSW) 4-48.58, J. Stone (NSW) 4-50.19.

3000 METRES: K. Watts (QLD) 9-59.83, P. Raines (QLD) 10-10.43, S. Walsham (NSW) 10-11.13, L. Field (VIC) 10-19.12, M. Fien (NSW) 10-25.60, J. Carberry (VIC) 10-26.87, C. King (WA) 10-46.07, N. Orchard (NSW) 10-48.38.

90 METRE HURDLES: A. Moss (QLD) 13.29, L. Armstrong (QLD) 13.31, S. Currie (VIC) 13.40, K. Fankhouser (VIC) 13.73, J. Seeto (QLD) 13.86, Y. Kruger (VIC) 13.89, N. Reid (WA) 13.94, P. Figgott (SA) 13.95.

1500 METRES WALK: S. Doocey (QLD) 6-57.79, M. Pitman (QLD) 7-01.21, L. Pearce (NSW) 7-02.09, S. Pearce (NSW) 7-08.31, J. Beecroft (VIC) 7-10.83, S. Webb (NSW) 7-14.49, M. Doyle (NSW) 7-20.15, N. Clifford (NSW) 7-26.94.

LONG JUMP: J. Seeto (QLD) 5.45, A. Moss (QLD) 5.38, K. Charlton (NSW) 5.34, R. Higgins (ACT) 5.20, S. Currie (VIC) 5.05, V. Welbourn (NSW) 5.03, M. Andrea (VIC) 5.00, G. Norwell (WA) 4.87.

TRIPLE JUMP: K. Turner (SA) 11.31, L. Armstrong (QLD) 11.26, K. Charlton (NSW) 11.22, N. Reid (WA) 11.16, T. Martin (QLD) 11.13, S. Drury (WA) 11.07, K. Liprini (NSW) 10.96, T. Hunt (VIC) 10.71.

HIGH JUMP: S. Wennekes (NSW) 1.80, K. Turner (SA) 1.72, T. Hunt (VIC) 1.69, K. Newtown (NSW) 1.69, A. McDonnell (NSW) 1.66, C. Freeman (QLD) 1.63, C. Robards (NSW) 1.63, R. Higgins (ACT) 1.60.

SHOT PUT: C. Gardiner (NSW) 15.13, K. Fitzgerald (NSW) 15.11, A. McAdam (VIC) 14.81, K. Mallison (SA) 14.06, C. Chapman (NSW) 13.97, K. Janniste (NSW) 13.59, J. Vandinteren (VIC) 12.99, G. Biviano (QLD) 12.90.

DISCUS THROW: C. Gardiner (NSW) 40.34, F. Johnston (NSW) 39.52, R. Young (VIC) 38.94, K. Fitzgerald (NSW) 37.56, C. Chapman (NSW) 36.60, A. Butler (ACT) 36.10, A. Plowicz (WA) 35.46, N. Smith (QLD) 34.36.

JAVELIN THROW: R. Whitcombe (QLD) 36.94, R. Watson (VIC) 34.24, L. Lambert (QLD) 33.56, A. McAdam (VIC) 32.26, E. Roberts (VIC) 32.26, M. White (TAS) 32.22, M. Christie (VIC) 31.32, C. Morley (NSW) 31.02.

OPEN DISTANCE TRACK CHAMPIONSHIPS

5000 METRES FOR MEN. 10000 METRES FOR WOMEN
(Conducted in Canberra on 20th January, 1987)

MENS 5000 METRES: G. Barrett (ACT) 13-42.09, S. Moneghetti (VIC) 13-47.79, P. Brett (SA) 13-51.96, A. Garnham (VIC) 13-52.45, G. Ryan (VIC) 13-56.98, A. Hoyle (VIC) 13-57.01, S. Austin (VIC) 14-03.83, M. Inwood (QLD) 14-17.28.

WOMENS 10000 METRES: J. Perkins (VIC) 33-59.92, T. Turney (VIC) 34-40.98, J. Lund (QLD) 34-50.92, P. Hunter (VIC) 35-43.60, K. Jukes (QLD) 35-55.30, P. Wick (NSW) 36-24.66, L. Bennett (NSW) 38-13.82, K. Hindmarsh (NSW) 38-38.33.

1 MILE AND 100 YARDS FOR MEN. 1 MILE AND 100 YARDS FOR WOMEN
(Conducted in Adelaide on 26th January, 1987)

MENS 1 MILE: G. Ritchie (NSW) 4-05.35, G. Ryan (VIC) 4-05.56, C. Dalton (NSW) 4-06.10, D. Graham (SA) 4-09.35, R. Bryant (SA) 4-10.34, B. Hewitt (SA) 4-14.88, J. Mack (SA) 4-27.33, R. Sweet (SA) 4-41.11.

WOMENS 1 MILE: J. Perkins (VIC) 4-39.15, K. Wood (ACT) 4-39.21, S. Collins (ACT) 4-42.03, P. Just (NSW) 4-48.63, L. Tregenza (SA) 4-49.35.

MENS 100 YARDS: S. McBain (SA) 9.98, R. Pryor (VIC) 10.22, P. Van Miltenberg (VIC) 10.28, G. Plawecki (SA) 10.49, M. Helier (SA) 10.57, P. Carey (ACT) 10.61.

WOMENS 100 YARDS: J. Fleming (VIC) 11.12, S. Ruxton (SA) 11.55, M. Fuss (SA) 11.56, N. Dillon (SA) 11.59, R. Evans (SA) 12.19, K. Mutton (SA) 12.19, W. Ey (SA) 12.77.

10000 METRES FOR MEN, 3000 METRES FOR WOMEN
(Conducted in Melbourne on 5th February, 1987)

MENS 10000 METRES: Andrew Lloyd (NSW) 28-04.39, David Burridge (NZ) 28-06.16, Stephen Moneghetti (VIC) 28-09.04, Peter Brett (SA) 28-16.03, James Harrison (NSW) 28-45.81, Brad Camp (VIC) 28-49.68, Gerard Barrett (ACT) 28-53.29, Malcolm Norwood (VIC) 29-02.50.

WOMENS 3000 METRES: Jackie Perkins (VIC) 8-55.90, Krishna Wood (ACT) 8-56.07, Jenny Lund (QLD) 9-09.21, Elizabeth Rose (NSW) 9-23.58, Penny Just (NSW) 9-24.02, Barbara Mratovic (NSW) 9-25.04, Anne Lord (VIC) 9-29.04, Lindy Trezise (VIC) 9-30.55.

THE SUGAR INDUSTRY AUSTRALIAN TRACK AND FIELD CHAMPIONSHIPS

OPEN AND UNDER 20

(Conducted in Sydney, 26th, 27th, 28th and 29th March 1987)

MEN OPEN

100 METRES: (W +1.77) Shane Naylor (VIC) 10.35, Christopher Perry (VIC) 10.36, Paul Narracott (QLD) 10.38, Steven McBain (SA) 10.40, James Thomson (TAS) 10.51, Wez Hamilton (QLD) 10.54, Steve Saunders (NSW) 10.56, Shane Downey (NT) 10.61.

200 METRES: (W +4.0) John Dinan (VIC) 20.69, Robert Stone (VIC) 20.90, Peter Van Miltenburg (VIC) 21.14, Mark Garner (NSW) 21.16, Dale McClunie (NZ) 21.19, Gary Minihan (VIC) 21.58, Wez Hamilton (QLD) 21.77, Miers Bradley (QLD) 21.85.

400 METRES: Miles Murphy (NSW) 45.42, Robert Stone (VIC) 45.73, Gary Minihan (VIC) 45.87, Peter Stubbs (VIC) 46.72, Darren Dale (NT) 47.08, Mark Rosenberg (NSW) 47.09, Bradley Miers (QLD) 47.29, Anthony Bond (ACT) 48.25.

800 METRES: Ian Gourdry (NSW) 1-49.64, Barry Acres (WA) 1-50.12, Alan Ozolins (NSW) 1-50.42, Shane Lawson (VIC) 1-51.16, Paul Schnyder (VIC) 1-51.60, Greg Vander Sanden (WA) 1-51.80, Michael Craig (NT) 1-52.11, Simon Doyle (QLD) 1.52.94.

1500 METRES: Michael Hillardt (VIC) 3-37.59, Andrew Lloyd (NSW) 3-39.23, Peter Bourke (VIC) 3-39.43, Colin Dalton (NSW) 3-42.07, Gerard Ryan (VIC) 3-42.68, Peter O'Donoghue (NT) 3-43.88, Christopher Banger (VIC) 3-46.16, Gary Staines (NSW) 3-47.35.

110M HURDLES: (W +0.23) Donald Wright (ACT) 14.03, Simon Poelman (NZ) 14.10, John Caliguri (ACT) 14.15, Paul Lloyd (NZ) 14.48, Neil McGillivray (VIC) 14.63, Neil Coghlan (SA) 14.65, Hamish Halley (NSW) 14.94, Carl Quitzau (NSW) 15.14.

400M HURDLES: Kenneth Gordon (QLD) 50.93, Darren Wright (WA) 51.22, Dolph Francis (QLD) 51.84, Wayne Paul (NZ) 51.91, Leigh Miller (VIC) 52.18, David Hodgson (VIC) 52.65, Dale Horrobin (VIC) 53.24, Stephen Shirley (QLD) 1-00.53.

3000M STEEPLECHASE: Michael Inwood (QLD) 8-51.01, Shane George (QLD) 9-06.06, Robert Gilfillan (VIC) 9-14.60, Bruce Melrose (NZ) 9-17.13, Patrick Kaufman (VIC) 9-22.78, Martin Mate (NSW) 9-30.37, Mark Jones (NSW) 9-37.04, Stephen Barlow (VIC) 9-42.21.

5000M WALK: David Smith (VIC) 19-22.70, Simon Baker (VIC) 20-26.25, Andrew Jachno (VIC) 20-44.26, Michael Harvey (VIC) 21-08.07, Nicholas A'Hern (NSW) 21-30.83, Colin Barnett (NSW) 21-49.31, David Thomson (ACT) 22-25.19, Mark Dossetor (VIC) 22-31.90.

4 x 100M RELAY: New Zealand 40.78, Victoria 40.89, Queensland 41.02, New South Wales 41.42, South Australia 42.09, Australian Capital Territory 43.14, Northern Territory 45.35.

4 x 400M RELAY: Victoria 3-08.24, New Zealand 3-08.83, New South Wales 3-11.78, Western Australia 3-12.92, Queensland 3-15.90, Australian Capital Territory 3-18.85.

LONG JUMP: (W +5.62) Gary Honey (VIC) 8.22, (W +5.39) David Culbert (VIC) 7.93, (W +3.98) Michael Morgan (QLD) 7.71, (W +3.74) Jonathon Moyle (NZ) 7.49, (W +2.95) Peter Possey (VIC) 7.41, (W +4.83) Andrew Baker (VIC) 7.26, (W +3.63) Clint Harvey (QLD) 7.11, (W -1.1) Michael Bourke (VIC) 7.03.

TRIPLE JUMP: (W -1.9) Peter Beames (VIC) 15.95, (W -1.2) Andrew Murphy (VIC) 15.41, (W -0.5) Robert Syme (SA) 15.29, (W +0.9) Greg Plawecki (SA) 15.16, (W +2.5) Andrew Newton (WA) 15.15, (W +1.3) Timothy Barnes (NSW) 15.07, Andrew Baker (VIC) 15.01, (W +1.4) Llanley Crowder (NSW) 15.00.

HIGH JUMP: Marc Howard (VIC) 2.16, Roger Te Puni (NZ) 2.16, Kirk McNeely (NZ) 2.16, Phillip Henderson (VIC) 2.13, Jeffrey Brown (NZ) 2.10, Desmond Braithwaite (VIC) 2.10, Neale Smith (NSW) 2.10, Ian Rutledge (QLD) 2.05.

POLE VAULT: Neil Honey (VIC) 5.25, Justin Thomas (SA) 4.80, Steve Wilson (SA) 4.65, Timothy Foster 4.65, Gavin Vernon (NSW) 4.65, Andrew Stewart (VIC) 4.50, Bruce Barbour (QLD) 4.50.

SHOT PUT: John Minns (VIC) 18.64, John McNamara (QLD) 17.65, Joseph Quigley (VIC) 17.39, Peter McGrath (NSW) 15.61, Philip Frkovic (NSW) 14.99, Peter Lonsdale (QLD) 13.70.

DISCUS THROW: Paul Nandapi (VIC) 59.86, Werner Reiterer (VIC) 58.18, Ben Laidler (WA) 53.58, Ian Boller (QLD) 49.66, Alan Bray (QLD) 48.52, Mark Henderson (QLD) 48.48, Kenneth Soutar (NSW) 46.60.

JAVELIN THROW: Gavin Lovegrove (NZ) 78.46, James Highland (WA) 73.96, Murray Keen (WA) 73.22, Cameron Greening (NZ) 71.52, Darren Marx (VIC) 70.76, Daniel Birks (SA) 68.18, Graeme Phillips (VIC) 63.26, Trevor Bradley (NZ) 62.30.

HAMMER THROW: Sean Carlin (SA) 70.36, Joseph Quigley (VIC) 69.94, Phillip Spivey (VIC) 67.88, Hans Lotz (VIC) 65.90, Peter Baxevanis (VIC) 65.30, David Huxley (ACT) 63.78, Angus Cooper (NZ) 63.52, Robert Wagner (NSW) 62.68.

WOMEN - OPEN

100 METRES: (W +0.34) Diane Holden (NSW) 11.49, Jane Flemming (VIC) 11.61, Kerry Johnson (QLD) 11.62, Suzanne Alton (NSW) 11.73, Leanne Sullivan (NSW) 11.76, Beverly Peterson (NT) 11.82, Andrea Wade (NT) 11.84, Leanne Sharp (QLD) 11.90.

200 METRES: (W +4.0) Diane Holden (NSW) 23.72, Suzanne Alton (NSW) 23.78, Kerry Johnson (QLD) 23.91, Andrea Wade (NZ) 24.07, Joanne Schmidt (VIC) 24.24, Leanne Sullivan (NSW) 24.62, Kathleen Wright (QLD) 24.81, Lesley Simes (NSW) 25.16.

400 METRES: Sally Fleming (ACT) 53.30, Sharon Ellis (QLD) 54.35, Sharon Stewart (VIC) 54.54, Sandra Speers (TAS) 54.70, Maree Holland (NSW) 54.87, Stacey Quitzan (NSW) 54.95, Lisa O'Connell (VIC) 55.04.

800 METRES: Sarah Collins (ACT) 2-05.92, Wendy Old (SA) 2-05.94, Gail Millar (SA) 2-07.69, Claire Nichols (VIC) 2-08.43, Stacey Quitzan (NSW) 2-08.73, Carlene Dillimore (NT) 2-09.11, Sandra Speers (TAS) 2-09.76, Sharon Stewart (VIC) 2-14.59.

1500 METRES: Jacqueline Perkins (VIC) 4-13.17, Sarah Collins (ACT) 4-15.23, Elizabeth Rose (NSW) 4-24.14, Carolyn Schuwalow (ACT) 4-26.51, Barbara Mrakoucic (NSW) 4-30.28, Rosanne Duffy (VIC) 4-41.90.

100M HURDLES: (W +0.30) Jennifer Laurendet (NSW) 13.63, Helen Pivovano (NZ) 13.83, Kim Wilson (NSW) 13.94, Deborah Phillips (NSW) 13.99, Cassandra Kelly (NZ) 14.25, Terry Genge (NZ) 14.34, Christine Stanton (WA) 14.43, Catherine Collopy (NSW) 14.44.

400M HURDLES: Sally Fleming (ACT) 56.16, Jennifer Laurendet (NSW) 58.41, Catherine Collopy (NSW) 1-00.86, Cassandra Kelly (NZ) 1-02.14, Georgina Hale (VIC) 1-02.71, Catherine Gridley (TAS) 1-04.12, Mia Gabbedy (WA) 1-05.05.

5000M WALK: Kerry Saxby (NSW) 21-31.06, Susan Cook (ACT) 22-52.04, Lorraine Jachno (VIC) 23-26.19, Rachel Thompson (ACT) 24-02.89, Gabrielle Blythe (VIC) 24-18.81, Penny Urquhart (QLD) 24-45.23.

4 X 100M RELAY: New South Wales 44.81, Queensland 45.32, Victoria 45.41, New Zealand 45.58, Tasmania 46.96.

4 X 400M RELAY: New South Wales 3-39.73, New Zealand 3-42.36, Tasmania 3-44.73, Queensland 3-45.09, Victoria 3-45.96, South Australia 3-46.64.

LONG JUMP: (W -2.3) Nicole Boegman (NSW) 6.67, (W M) Jocelyn Millar-Cubit (TAS) 6.36, (W +2.6) Rosemary Clarke (NSW) 6.13, (W +2.9) Terry Genge (NZ) 6.11, (W +2.1) Jayne Mitchell (NZ) 6.06, (W M) Lisa Ball (NZ) 5.83, (W M) Christine Sharp (VIC) 5.83, (W +0.8) Megan Cleary (ACT) 5.50.

TRIPLE JUMP: (W +4.0) Lynette Smith (WA) 12.15, (W +3.3) Melanie Dyball (VIC) 11.91, (W +3.5) Jayne Mitchell (NZ) 11.88, (W +3.3) Lyn Osmers (NZ) 11.82, (W +4.0) Rachel Kordi (NSW) 11.62, (W +3.1) Michelle Gilbert (TAS) 11.27.

HIGH JUMP: Christine Stanton (WA) 1.87, Sharon Barber (SA) 1.87, Gai Kapernick (QLD) 1.84, Loretta Kiss (TAS) 1.81, Deann Bopf (QLD) 1.81, Jane Steinfort (VIC) 1.78, Jocelyn Millar-Cubit (TAS) 1.78, Joanne Lamont (VIC) 1.75.

SHOT PUT: Gael Martin (ACT) 18.52, Astra Etienne (ACT) 15.48, Jan Maxwell (NZ) 15.01, Lisa Vizaniari (ACT) 14.68, Christine Schultz (VIC) 14.35, Bernadette Serone (NSW) 14.25, Greta Larsen (TAS) 14.03, Elizabeth Ryan (NZ) 13.06.

DISCUS THROW: Gael Martin (ACT) 57.30, Astra Etienne (ACT) 50.68, Heidi Wittesch (SA) 47.32, Christine Schultz (VIC) 46.60, Vanessa French (WA) 46.42, Elizabeth Ryan (NZ) 46.06, Rochelle Sutton (VIC) 45.70, Claire Thornton (SA) 45.58.

JAVELIN THROW: Sue Howland (ACT) 63.86, Cherry Harvey (QLD) 49.24, Lyndall Kennedy (NSW) 48.28, Fiona Atkinson (SA) 47.80, Kirsten Smith (NZ) 47.08, Sharon Clarke (NSW) 46.86, Louise McPaul (NSW) 46.56, Kaye Nordstrom (NZ) 46.48.

MEN - UNDER 20

100 METRES: (W +4.17) Shane Naylor (VIC) 10.42, Mark Garner (NSW) 10.43, Scott Bowden (NT) 10.54, Christopher Davis (NSW) 10.62, Troy Bennett (TAS) 10.68, Rodney Gebert (VIC) 10.77, Mark Jansen (NSW) 10.87.

200 METRES: (W -0.74) Scott Bowden (NZ) 21.26, Troy Bennett (TAS) 21.57, Christopher Davis (NSW) 21.58, George Kokkotas (NSW) 21.68, Grant Gilbert (NZ) 21.72, Mark Reed (VIC) 22.27.

400 METRES: Stephen Perry (NSW) 49.04, Geoffrey Culbert (VIC) 49.22, John Pains (WA) 49.27, George Kokkotas (NSW) 49.64, Chris Sideridis (VIC) 49.80, Darren Edmunds (TAS) 49.85, Geoffrey Sayer (NSW) 50.43, Robert Waters (NSW) 51.19.

800 METRES: Cameron Orr (VIC) 1-50.59, Shayne Martin (SA) 1-51.27, Laurie Dalton (VIC) 1-51.50, Andrew McClintock (VIC) 1-51.63, Garry Nevin (VIC) 1-52.43, Alan Bunea (NZ) 1-52.55, Bayden Goddard (QLD) 1-53.01, Dean Paulin (VIC) 1-57.38.

1500 METRES: Reece Paten (VIC) 3-53.18, Tony Ford (QLD) 3-53.58, David Graham (SA) 3-54.01, Robbie Johnston (NZ) 3-56.67, Peter Redden (VIC) 3-59.13, Daniel Palmer (NSW) 4-00.16, Gary Sheumack (NSW) 4-00.50, Brent Ballantyne (NZ) 4-02.01.

5000 METRES: Tony Ford (QLD) 14-39.47, Paul Wilson (VIC) 14-44.56, Darren Wilson (VIC) 14-51.19, Alister Danks (VIC) 15-02.28, Stephen Speirs (WA) 15-06.33, Mervyn Johnstone (VIC) 15-23.90, Greg Lyons (SA) 15-40.82.

110M HURDLES: (W +3.89) James Moir (NSW) 14.90, Andrew Zorzit (NSW) 14.91, Mark Longmuir (VIC) 15.15, Timothy Foster (SA) 15.21, James Hopkin (NSW) 15.53, Stuart Duncan (NT) 15.72.

400M HURDLES: Mark Longmuir (VIC) 52.57, David Misson (NSW) 52.92, Mark Reed (VIC) 53.21, Andrew Zorzit (NSW) 53.45, Hayo Van Gestal (NT) 54.51, James Murphy (SA) 54.69, Murray Harding (VIC) 55.36, Geoffrey Sayer (NSW) 57.93.

2000M STEEPLECHASE: Stephen Rothwell (NSW) 5-47.70, Wayne Edgler (NT) 5-48.31, David Rundle (NSW) 5-53.48, Shaun Creighton (NSW) 5-56.07, Bruce Jones (QLD) 5-59.70, Gavin Teahan (NT) 6-04.87, Gregory Collier (VIC) 6-08.40, Mervyn Johnstone (VIC) 6-11.45.

5000M WALK: Nicholas A'Hern (NSW) 20-53.45, Paul Copeland (VIC) 21-23.05, Carig Topperwien (SA) 22-24.60, Kevin Lowden (VIC) 22-37.40, Ian Waters (VIC) 22-39.05, Andrew Brown (NSW) 22-40.76, Colin Ward (NSW) 22-54.03, Simon Rickinson (VIC) 23-02.08.

4 X 100M RELAY: New South Wales 41.68, Victoria 42.43, Tasmania 42.70, South Australia 43.27.

4 X 400M RELAY: Victoria 3-12.35, New South Wales 3-13.82, South Australia 3-24.50.

LONG JUMP: (W +2.9) Jonathon Moyle (NZ) 7.60, (W +2.7) Clint Harvey (QLD) 7.34, (W +3.4) Brett Vanderwyk (VIC) 7.18, (W +3.4) Andrew Rogers (SA) 7.15, (W +2.4) Paul Nankervis (TAS) 6.99, (W +3.9) Albert Juhasz (TAS) 6.97, (W +3.2) Andrew Blight (VIC) 6.57.

TRIPLE JUMP: (W +2.1) Andrew Murphy (VIC) 15.29, (W +2.4) Timothy Barnes (NSW) 15.11, (W +1.9) Andrew Blight (VIC) 14.19.

HIGH JUMP: Tim Minehan (NSW) 2.05, Ian Garrett (NSW) 2.05, Mark Tully (VIC) 2.02, Glenn Jones (NSW) 2.02, Andrew Rogers (SA) 1.99, Brian Duval (ACT) 1.90, Dean Capobianco (WA) 1.85.

POLE VAULT: Thomas Justin (SA) 4.85, Christopher Spillane (VIC) 4.60, Tim Foster (SA) 4.40, Adam Steinhardt (SA) 4.25 e Dean Smith (QLD) 4.25, Robert Spreadborough (WA) 4.25, Gregory Collings (SA) 3.95.

SHOT PUT: John Minns (VIC) 18.25, Ben Laidler (WA) 16.00, Raymond Edwards (QLD) 14.49, Andrew May (VIC) 14.48, Matthew McCloskey (NSW) 13.94, Alistair Davey (VIC) 13.61, Karl Luscombe (NSW) 13.46, Anthony Malloch (WA) 13.09.

DISCUS THROW: Werner Reiterer (VIC) 60.84, Ben Laidler (WA) 52.04, Sean Carlin (SA) 49.88, Philip Jensen (NZ) 45.80, Andrew Cameron (NSW) 43.18, Andrew May (VIC) 42.78, Raymond Edwards (QLD) 41.42, Adam Beesley (QLD) 40.70.

JAVELIN THROW: Gavin Lovegrove (NZ) 72.18, Matthew Hodgson (SA) 64.50, Martin Hesse (NSW) 61.90, Tim Foster (SA) 60.44, John Gan (QLD) 60.10, Anthony Shield (NSW) 57.70, Hakan Oztas (NSW) 57.08, Raymond Edwards (QLD) 56.10.

HAMMER THROW: Sean Carlin (SA) 67.88, Peter Baxevanis (VIC) 66.12, Philip Jensen (NZ) 58.04, Matthew Sandford (VIC) 53.66, Paul Carlin (SA) 49.92, James Evan (SA) 45.40, Roy Whitehouse (NSW) 43.24, Gregory Hunt (NSW) 40.12.

WOMEN - UNDER 20

100 METRES: (W +5.16) Kim Wilson (NSW) 11.71, Monique Dunstan (QLD) 11.79, Denise Maher (WA) 11.80, Gina Tovo (NSW) 11.83, Melissa Moore (NSW) 11.83, Robyn Farrelly (TAS) 11.86, Kerie McGuigan (QLD) 12.05, Rachel Gregory (ACT) 12.10.

200 METRES: (W -0.69) Denise Maher (WA) 23.98, Nicole Azar (QLD) 24.14, Gina Tovo (NSW) 24.28, Melissa Moore (NSW) 24.32, Robyn Farrelly (TAS) 24.51, Lynne Robson (NSW) 24.77, Lisa Clarke (NSW) 24.87, Jennifer Walker (ACT) 25.08.

400 METRES: Nicole Azar (QLD) 53.44, Lynne Robson (NSW) 54.52, Natasha Stenberg (NSW) 54.82, Rebecca Harris (SA) 55.34, Melanie Collins (ACT) 56.32, Diane Cambridge (VIC) 56.86, Janelle Mottram (NSW) 57.42.

800 METRES: Helen Hawley (NZ) 2-07.36, Sophie Scamps (NSW) 2-09.61, Angela Luchetti (NSW) 2-09.95, Elizabeth Blyth (VIC) 2-12.26, Sonya Keats (NSW) 2-13.03, Patricia Garnett (WA) 2-13.05, Karen Markey (NSW) 2-13.31, Jodie West (NSW) 2-20.39.

1500 METRES: Sonia Barry (NZ) 4-25.33, Andrea Stuart (NZ) 4-25.94, Tracey Kennedy (NZ) 4-27.33, Lisa Tregenza (SA) 4-29.71, Angela Luchetti (NSW) 4-31.69, Margaret Leaney (VIC) 4-34.87, Kerryln Hindmarsh (NSW) 4-36.21, Lindy-Jane Trezise (VIC) 4-37.80.



Elizabeth Tower Motel

(CNR. ELIZABETH AND GRATTAN STREETS)
792 ELIZABETH STREET, MELBOURNE,
3000,
AUSTRALIA. TELEPHONE: (03) 347-9211
TELEX: AA38529
FAX: 3470396

HOST: Brian Thorpe

ROOM ONLY. Breakfast available

Executive apartment — accommodation
up to 3 persons —

"Trees" Licensed Restaurant, Cocktail Bar,
Night Porter, 24 Hour Reception Lounge,
Laundry, Dry Cleaning, Laundry Service, Pool,
Covered Car Parking, Lifts.

IN ROOMS: Reverse Cycle Air Conditioning, Color TV,
Radio, Music, Direct Dial Telephones, STD & ISD,
Refrigerator, Tea and Coffee Making Facilities.

SPORTS FAIR

SPORTING GOODS SUPER STORES

CHEAP PRICES FAMOUS BRANDS



PHONE 435 1244

GREENSBOROUGH

CNR. PARA ROAD AND MAIN STREET PLENTY OF FREE PARKING AT THE REAR

TRADING HOURS

MON. - WED. 9 A.M. - 5.30 A.M.
THURS. & FRI. 9 A.M. - 9 P.M.
SAT. 9 A.M. - 1 P.M.

MAROONDAH REMEDIAL MASSEURS

12 Reilly St., Ringwood 3134
Ph: (03) 870-9273

BRIAN TRITTON Dip. S.M.
DOROTHY TRITTON Dip. S.M.

Members of Vict. Assoc. of
Remedial Masseurs

Specialising in athletics, sciatica
RSI, stress headaches,
relaxation massage and
general muscular dysfunction.

By appointment only.

Lois H. Dennington

Certified Practising Accountant

All types returns prepared
Business & Management services
Computer Services
After hours appointments if required

First Floor, 16 Station Street
Frankston 3199
(03) 781-3455

3000 METRES: Sonia Barry (NT) 9-29.57, Lindy-Jane Trezise (VIC) 9-42.53, Carole Connolly (QLD) 9-43.09, Pamela Aitken (NSW) 9-44.12, Kerith Duncanson (NSW) 9-51.83, Laila Schulz (NSW) 10-03.20, Charlotte Templeton (ACT) 10-03.25, Caroline Acutt (QLD) 10-09.52.

100M HURDLES: (W +2.86) Helen Pivovano (NT) 13.66, Kim Wilson (NSW) 14.05, Joanne Sinclair-Burke (TAS) 14.16, Kylie Coombe (VIC) 14.31, Jane Hotchin (QLD) 14.43.

400M HURDLES: Annette Cavanagh (NSW) 1-01.32, Belinda Hoonhout (QLD) 1-01.79, Megan Atkinson (NSW) 1-02.89, Janelle Mottram (NSW) 1-04.96, Melanie Carr (NSW) 1-05.44.

3000M WALK: Gabrielle Blythe (VIC) 13-51.73, Michelle Keys (NSW) 14-31.59, Carolyn Vanstan (VIC) 14-32.84, Jenny Randall (NSW) 14-44.54, Natalie Camplin (QLD) 14-48.75, Rebecca Waters (VIC) 15-03.92, Megan Chapman (NSW) 15-20.28, Renee Talbot (SA) 15-26.08.

4 X 100M RELAY: Queensland 47.35, Victoria 48.41, Western Australia 50.14.

4 X 400M RELAY: New South Wales 3-44.37, Victoria 3-51.85.

LONG JUMP: (W +2.7) Monique Dunstan (QLD) 6.04, (W +3.3) Teena O'Bryne (QLD) 5.92, (W +2.7) Amanda O'Neill (VIC) 5.91, (W +3.7) Edyta Jasinska (WA) 5.88, (W +2.8) Kim Wilson (NSW) 5.81, (W +2.4) Rachel Kothe (VIC) 5.80, (W +4.0) Melinda Gainford (QLD) 5.78, (W +2.2) Lisa Ball (NZ) 5.73.

HIGH JUMP: Gai Kapernick (QLD) 1.85, Joanne Lamont (VIC) 1.82, Amanda Connors (QLD) 1.79, Loretta Kiss (TAS) 1.79, Leonie Fahy (NSW) 1.73, Deanne Kerwin (QLD) 1.70.

TRIPLE JUMP: (W +1.2) Edyta Jasinska (WA) 12.15, (W +0) Kym Burns (VIC) 11.96, (W +0) Lynette Smith (WA) 11.79, (W +1.1) Melanie Dyball (VIC) 11.38, (W +0.7) Rachael Kordi (NSW) 11.32, (W +0) Pauline Nelson (NSW) 11.02, (W +1.0) Louisa Mavor (QLD) 10.27.

SHOT PUT: Bernadette Serone (NSW) 14.84, Lisa Vizaniari (ACT) 14.72, Vanessa French (WA) 13.07, Joanne Preedy (NSW) 11.53, Cassandra Chapman (NSW) 11.45.

DISCUS THROW: Vanessa French (WA) 47.94, Rochelle Sutton (VIC) 47.52, Lisa Vizaniari (ACT) 44.34, Felicity Johnston (NSW) 42.82, Kyla Gregory (TAS) 42.16, Melinda Stone (NSW) 38.80, Catherine Gardiner (NSW) 37.76, Joanne Preedy (NSW) 35.34.

JAVELIN THROW: Fiona Atkinson (SA) 48.72, Sharon Clarke (NSW) 47.98, Kate Farrow (SA) 47.88, Louise McPaul (NSW) 47.46, Kirsten Smith (NZ) 45.72, Kaye Nordstrom (NZ) 45.46, Julie Gething (WA) 43.68, Ann-Maree Kiekebosch (VIC) 40.44.

THE SUGAR INDUSTRY AUSTRALIAN TRACK AND FIELD CHAMPIONSHIPS

UNDER 16 & UNDER 18

(Conducted in Adelaide, 13th, 14th and 15th March 1987)

MEN - UNDER 18

100 METRES: (W -0.3) Tim Jackson (NSW) 10.89, Damien Dixon (QLD) 11.04, Mathew Williams (NSW) 11.12, Shaun Mayne (WA) 11.18, Andrew Murphy (VIC) 11.18, Robert McLeod (VIC) 11.19, Mark Carter (NSW) 11.22, Albert Juhasz (TAS) 11.38.

200 METRES: (W) Tim Jackson (NSW) 22.06, Mathew Williams (NSW) 22.20, Mark Carter (NSW) 22.22, Damien Dixon (QLD) 22.32, Glen McCarthy (NSW) 22.43, Robert McLeod (VIC) 22.77, Geoff Brown (VIC) 22.92, Darren Edmonds (TAS) 23.15.

400 METRES: Darren Edmonds (TAS) 48.33, Greg Whitfield (VIC) 49.46, Robert Waters (NSW) 49.80, Glenn Turnor (TAS) 50.08, Adrian Tembel (SA) 50.11, Stephen Ellinghaus (VIC) 50.39, Chris Batson (VIC) 50.49.

800 METRES: Greg Whitfield (VIC) 1-53.23, Terry Brown (VIC) 1-53.51, Stephen Smart (NSW) 1-53.83, Stephen Ellinghaus (VIC) 1-53.84, Malcolm Schneider (QLD) 1-55.61, Nick Ward (WA) 1-55.64, Craig Plant (VIC) 1-55.78, Martin Miller (ACT) 1-56.00.

1500 METRES: Jason Dunn (ACT) 3-56.95, Rodney Pouw (VIC) 3-57.38, Kym Janiak (SA) 3-58.25, Nigel Nixon (NSW) 3-58.55, Rohan Perrott (VIC) 3-58.69, Simon Day (NSW) 3-58.70, Daniel Palmer (NSW) 4-00.65, Marcel Samarco (ACT) 4-00.94.

3000 METRES: Dean Livingstone (VIC) 8-25.59, Alex Davey (VIC) 8-26.14, Greg Collier (VIC) 8-34.18, John Kavanagh (SA) 8-40.39, Daniel Palmer (NSW) 8-41.45, Richard Hope (VIC) 8-42.00, Blair Douglas (QLD) 9-13.91, Nicholas Cope (TAS) 9-28.31.

110M HURDLES: (W -1.0) Stephen Hollis (SA) 14.63, Scott Winters (NSW) 14.86, Jon Morrison (NSW) 14.87, Stephen Hasker (SA) 15.23, Vince Cavallo (VIC) 15.63, Jason Ferris (WA) 16.19.

400M HURDLES: Murray Harding (VIC) 54.09, Stephen Hasker (SA) 58.10, Jon Morrison (NSW) 60.72.

2000M STEEPLECHASE: Robert Godino (VIC) 5-48.32, Greg Collier (VIC) 5-56.24, Marcel Samarco (ACT) 5-59.78, Mark Harris (SA) 6-11.84, Jason Hung (NSW) 6-14.99, Blair Douglas (QLD) 6-20.17, Justin Flowright (VIC) 6-25.94, Anton Sostaric (ACT) 6-27.44.

3000M WALK: Travis Martin (VIC) 13-01.59, Colin Ward (NSW) 13-14.78, Mark Fletcher (VIC) 13-25.38, Dean Lang-Nipperess (QLD) 13-47.49, Darian Law (NSW) 13-49.21, Peter Lowden (VIC) 13-57.08, Mark Davison (NSW) 14-19.35, Karl Larsen (TAS) 14-19.91.

4 X 100M RELAY: New South Wales 41.62, Victoria 42.25, Tasmania 43.07, South Australia 43.27, Western Australia 44.03, Queensland 44.21.

4 X 400M RELAY: Tasmania 3-17.63, Victoria 3-18.26, New South Wales 3-19.81, South Australia 3-22.58, Western Australia 3-23.32, Queensland 3-36.85.

LONG JUMP: (W +0.5) Darren Hosking (SA) 7.32, (W +0.8) Andrew Rogers (SA) 7.12, (W -0.1) Andrew Murphy (VIC) 6.99, (W +1.2) Albert Juhasz (TAS) 6.94, (W +0.4) Timothy Bufton (QLD) 6.55, (W -0.1) Bradley Parker (NSW) 6.54, (W + 0.1) Mark Tully (NSW) 6.39.

TRIPLE JUMP: (W +2.20) Andrew Murphy (VIC) 15.45, (W +0.38) Darren Hosking (SA) 14.76, (W +1.46) Simon Miotto (TAS) 14.69, (W -0.24) Greg Gorman (NSW) 14.54, (W +1.95) Darren Brown (SA) 14.11, (W +2.94) Jason Ferris (WA) 14.02, (W +0.44) Bradley Parker (NSW) 13.95, (W +1.37) Mark Tully (NSW) 13.28.

HIGH JUMP: Ian Garrett (NSW) 2.07, Warren Lefebvre (NSW) 2.07 e Andrew Rogers (SA) 2.07, Bradley Parker (NSW) 2.07, Steven Orr (VIC) 2.04, Cameron Lucht (QLD) 2.04, Damien Feehan (ACT) 1.98 e Patrick O'Callaghan (VIC) 1.98.

POLE VAULT: Adam Steinhardt (SA) 4.50, Michael Heynen (SA) 4.30, Robert Spreadborough (WA) 4.20, David Temme (SA) 3.90, John Jacka (SA) 3.90, Ian Sizeland (VIC) 3.65, Robert Hill (VIC) 3.50.

SHOT PUT: Scott Odlum (NSW) 17.22, Karl Luscombe (NSW) 16.41, Paul Kaiserfeld (NSW) 15.16, Mark Stevens (VIC) 15.14, Darren Pitchfork (NSW) 15.13, Matthew Sandford (VIC) 14.95, Christopher Coulter (VIC) 14.79, Gregory Hunt (NSW) 14.39.

DISCUS THROW: Darren Pitchford (NSW) 52.04, Paul Kaiserfeld (NSW) 50.58, Jason Impey (NSW) 50.42, Andrew Cameron (NSW) 50.18, Paul Carlin (SA) 49.52, Matthew Sandford (VIC) 47.84, Lyndon Best (TAS) 47.46, Karl Luscombe (NSW) 47.40.

JAVELIN THROW: Matthew Hodgson (SA) 66.48, Tim O'Sullivan (NSW) 59.08, Nicholas Batty (NT) 58.92, Nick Baltas (VIC) 54.46.

HAMMER THROW: Matthew Sandford (VIC) 62.46, Rohan Nelson (ACT) 59.60, Paul Carlin (SA) 57.46, Andrew Cameron (NSW) 53.94, Darren Pitchfork (NSW) 53.66, Gregory Hunt (NSW) 50.86, Marc Sirett (VIC) 50.62, Mark Stevens (VIC) 49.18.

WOMEN - UNDER 18

100 METRES: (W +1.6) Tania Van-Heer (SA) 11.95, Gina Tovo (NSW) 12.07, Samantha Yeatman (NSW) 12.13, Jane Burrell (VIC) 12.15, Monique Dunstan (QLD) 12.17, Kate Farrell (NSW) 12.18, Jodi Lambert (WA) 12.21, Amanda O'Neil (VIC) 12.55.

200 METRES: (W -0.8) Tania Van-Heer (SA) 24.50, Samantha Yeatman (NSW) 24.78, Natasha Stenberg (NSW) 25.20, Jodi Lambert (WA) 25.35, Melissa Powell (VIC) 25.43, Gina Tovo (NSW) 25.51, Diane Cambridge (VIC) 25.62, Jane Burrell (VIC) 25.74.

400 METRES: Tania Van-Heer (SA) 54.57, Natasha Stenberg (NSW) 55.25, Diane Cambridge (VIC) 55.55, Melissa Powell (VIC) 56.05, Susan Langley (VIC) 56.66, Adrienne Rainbird (QLD) 56.81, Janelle Mottram (NSW) 56.81, Kathryn Harding (VIC) 57.67.

800 METRES: Sophie Scamps (NSW) 2-12.13, Susan Langley (VIC) 2-12.45, Angela Luchetti (NSW) 2-12.75, Charlotte Templeton (ACT) 2-13.68, Shelley Clay (TAS) 2-13.90, Samantha Hall (NSW) 2-16.52, Sonya Keats (NSW) 2-16.68, Sally Lee (QLD) 2-27.57.

1500 METRES: Angela Luchetti (NSW) 4-29.55, Charlotte Templeton (ACT) 4-31.27, Vicky Coakley (NSW) 4-32.40, Shelley Clay (TAS) 4-33.18, Susan Markham (NSW) 4-38.09, Laila Schulz (NSW) 4-39.11, Alithea Reid (VIC) 4-43.97, Lisa Muoio (QLD) 4-45.20.

3000 METRES: Vicky Coackley (NSW) 9-38.58, Laila Schulz (NSW) 10-02.33.

100M HURDLES: Jane Hotchin (QLD) 14.44, Joanne Sinclair-Burke (TAS) 14.47, Rebecca Starcevich (WA) 14.68, Adrienne Rainbird (QLD) 14.82, Michelle Deverell (ACT) 14.99, Gaelyne Russell (VIC) 15.23, Kathryn Lovett (QLD) 15.52, Lisa Plummer (NSW) 16.11.

400M HURDLES: Adrienne Rainbird (QLD) 60.28, Melanie Carr (NSW) 62.21, Janelle Mottram (NSW) 62.47, Carolyn Chapman (SA) 63.73, Rebecca Starcevich (WA) 65.50, Neridah Bade (VIC) 65.93, Katrina Hawkins (TAS) 69.39.

3000 METRES WALK: Michelle Keys (NSW) 14-28.17, Sharon Pearce (NSW) 14-32.21, Natalie Camplin (QLD) 14-35.57, Jenny Randall (NSW) 14-50.40, Lynda Pearce (NSW) 15-00.68, Jenny Lambert (SA) 15-15.37, Traci Bartlett (NSW) 15-48.47, Michelle de Graaf (VIC) 15-50.17

4 X 100M RELAY: New South Wales 46.73, Victoria 47.15, South Australia 47.27, Queensland 47.74, Tasmania 48.23, Western Australia 48.80.

4 X 400M RELAY: Victoria 3-46.86, New South Wales 3-47.10, South Australia 3-47.78, Tasmania 3-50.62, Queensland 3-50.95, Western Australia 3-53.02.

LONG JUMP: Monique Dunstan (QLD) 6.07, Kerrie-Lyn Reko (NSW) 5.91, Brooke Martin (NSW) 5.90, Amanda O'Neill (VIC) 5.79, Alison Miller (VIC) 5.62, Rachel Kothe (VIC) 5.60, Kym Burns (VIC) 5.56, Fiona Singline (TAS) 5.49.

TRIPLE JUMP: (W +0.19) Kym Burns (VIC) 11.88, (W +1.11) Rachael Koroi (NSW) 11.83, (W +1.88) Kathryn Lovett (QLD) 11.78, (W -0.17) Sharon Ward (SA) 11.70, (W +0.42) Heather Smith (SA) 11.64, (W +0.18) Gaelyn Russell (VIC) 11.23, (W -0.30) Carolyn Chapman (SA) 11.22, (W +0.23) C. Randall (SA) 11.02.

HIGH JUMP: Gai Kapernick (QLD) 1.82, Loretta Kiss (TAS) 1.79, Alison Inverarity (SA) 1.76, Kirin Lindop (NSW) 1.76, Colleen Cummins (VIC) 1.73, Jennifer Forrest (VIC) 1.70, Nicole Oreo (SA) 1.70, Jane Helier (SA) 1.65 e Karen Bailey (WA) 1.65.

SHOT PUT: Yvette Ykema (VIC) 12.99, Nicole Carkeek (VIC) 12.96, Terri-Anne Philpott (TAS) 12.25, Rochelle Sutton (VIC) 11.50, Joanne Preedy (NSW) 11.09.

DISCUS THROW: Yvette Ykema (VIC) 48.46, Rochelle Sutton (VIC) 47.36, Kyla Gregory (TAS) 40.86, Keril Blight (SA) 40.84, Felicity Johnston (NSW) 40.18, Nicole Carkeek (VIC) 39.96, Kelly Fitzgerald (NSW) 38.44, Catherine Gardiner (NSW) 38.18.

JAVELIN THROW: Fiona Atkinson (SA) 45.00, Lisa Roberts (NSW) 43.46, Colleen Palmer (WA) 40.92, Vanessa Hooper (NSW) 40.30, Prudence King (VIC) 39.98, Kyla Gregory (TAS) 39.04, Vanessa Hagens (NSW) 38.26, Elizabeth Wheeldon (VIC) 34.00.

MEN - UNDER 16

100 METRES: (W +2.0) David Driscoll (VIC) 11.00, Chad Stephenson (NSW) 11.20, Rodney Zuyderwyk (QLD) 11.31, Michael Towns (NSW) 11.41, Robert Lehmann (VIC) 11.50, Ryan Hoffman (NSW) 11.59, Paul Sayer (TAS) 11.64.

200 METRES: David Driscoll (VIC) 22.05, Chad Stephenson (NSW) 22.38, Robert Lehmann (VIC) 22.96, Ryan Hoffman (NSW) 23.22, Anthony Catinari (SA) 23.26, Jason Barnett (VIC) 23.32, Steven Shaw (WA) 23.72, Robert Brennan (NT) 24.52.

400 METRES: Mario Didulica (VIC) 50.65, Malachy Tarpey (VIC) 50.79, Allan Wilkey (SA) 50.81, Scott Chapman (QLD) 50.91, Michael Cheney (TAS) 52.78, Robert Brennan (NT) 54.40.

800 METRES: Robert Wunder (NSW) 1-56.92, Allan Wilkey (SA) 1-57.25, Shaun Ballans (VIC) 1-57.76, Nicholas Rudge (VIC) 1-58.57, Stephen Foster-Swan (VIC) 1-58.72, Andrew Stapleton (WA) 1-59.25, Peter Cohen (VIC) 2-00.81.

1500 METRES: Bill Graafsma (VIC) 4-01.21, Adam Munroe (NSW) 4-02.19, Nigel Adkin (VIC) 4-03.10, Stuart Millar (TAS) 4-04.63, Ashley Hawkins (NSW) 4-04.88, Aaron Hunt (NSW) 4-08.80, Angelo Krizmanic (VIC) 4-11.39, W. Hellmuth (QLD) 4-15.01.

3000 METRES: Lee Town (VIC) 8-55.86, Andrew Kelly (NSW) 8-58.34, Grant Titman (QLD) 8-58.74, Ashley Hawkins (NSW) 8-59.63, Sean Devlin (QLD) 9-03.82, Edward Baral-Steinberg (NSW) 9-05.76.

100M HURDLES: Michael Towns (NSW) 13.47, Rodney Zuyderwyk (QLD) 13.53, Kyle Vander-Kuyp (VIC) 13.75, Brett Marsh (VIC) 13.85, David Weinstein (NSW) 13.89, Nathan Klimenko (NSW) 14.67, Rupert Ansted (ACT) 15.25.

300M HURDLES: Rodney Zuyderwyk (QLD) 37.77, Michael Towns (NSW) 37.84, Brett Marsh (VIC) 38.19, Anthony Catinari (SA) 39.97, Gary Workman (VIC) 40.10, Darren Jones (NSW) 40.31, Malachy Tarpey (VIC) 40.34, Stephen Wilson (TAS) 40.73.

1500 METRES WALK: Craig Topperwein (SA) 5-56.38, Dean Nipperess (QLD) 6-15.71, Darren Mison (NSW) 6-30.29, Anthony Hill (VIC) 6-43.33, Igor O'Neill (NSW) 6-45.80, Peter Thompson (NSW) 6-52.58, Bruce Mason (VIC) 7-30.41, Anthony Baker (VIC) 7-40.82.

2000M STEEPLECHASE: Darren Abbott (SA) 6-10.48, Shaun Ballans (VIC) 6-19.40, W. Hellmuth (QLD) 6-23.10, Justin Murphy (VIC) 6-24.34, Jonathan Savedra (VIC) 6-32.21, Craig Darrell (SA) 6-35.30, Andrew Robinson (VIC) 6-37.11, Christopher Unthank (VIC) 6-38.16.

4 X 100M RELAY: New South Wales 43.04, Victoria 43.11, South Australia 44.59, Tasmania 45.19, Queensland 47.34.

4 X 400M RELAY: Victoria 3-22.08, Queensland 3-30.57, New South Wales 3-31.36, Western Australia 3-33.38, Tasmania 3-34.51.

LONG JUMP: (W -0.42) Rodney Zuyderwyk (QLD) 6.92, (W +0.43) Robert Lehmann (VIC) 6.82, (W +1.29) Shane Cassey (WA) 6.72, (W +0.74) Justin Enkelmann (SA) 6.44, (W -0.60) Scott Ledgard (SA) 6.19, (W -0.77) Philip Williams (WA) 6.15, (W +1.22) Simon Pendlebury (NSW) 5.92.

TRIPLE JUMP: (W +1.0) Shane Cassey (WA) 14.22, (W -0.40) Gregory Adamson (VIC) 13.13, (W +0.1) Darren Stojanovic (NSW) 12.93.

HIGH JUMP: John Waters (QLD) 2.03, Scott Ledgard (SA) 1.93 e Marcus Wickham (VIC) 1.93, Brendon Cooper (TAS) 1.93, Jason Veitch (VIC) 1.88, Mark Kappernick (QLD) 1.83.

POLE VAULT: Matthew Broadhurst (SA) 3.90, Paul Gibbons (QLD) 3.50, Mark Roberts (SA) 3.30, Donald Dickson (NSW) 3.15.

SHOT PUT: Scott Petie (QLD) 17.15, Chad Stephenson (NSW) 16.82, Craig Murraylee (VIC) 15.49, Gavin Nichols (NSW) 15.44, Matthew Gadsby (NT) 15.41, Christopher Impey (NSW) 14.94, Scott Young (VIC) 14.35, Demetri Dionisopoulos (WA) 13.92.

DISCUS THROW: Ross Maxwell (VIC) 57.86, Gavin Nichols (NSW) 55.12, Stephen Dwight (NSW) 54.42, Craig Murraylee (VIC) 53.98, Chris Demetriou (NSW) 52.58, Darryl Forbes (VIC) 52.00, Warren Roach (NSW) 49.42, Paul Burgess (SA) 49.36.

JAVELIN THROW: Scott Petie (QLD) 65.10, Ross Maxwell (VIC) 58.24, Craig Murraylee (VIC) 55.10, Martin Saunders (NSW) 53.76, Craig Walker (VIC) 49.18, Grant Dunt (VIC) 47.90, Peter Thompson (NSW) 42.00.

HAMMER THROW: Ross Maxwell (VIC) 53.88, Craig Murraylee (VIC) 46.40, Darryl Forbes (VIC) 44.30, Paul Burgess (SA) 42.96, Chris Demetriou (NSW) 42.56, Stephen Dwight (NSW) 38.42, Demetri Dionisopoulos (WA) 33.82.

WOMEN - UNDER 16

100 METRES: (W +0.3) Kylie Hanigan (NSW) 12.34, Margot Ashby (SA) 12.43, Susan Andrews (TAS) 12.74, Penelope Smith (VIC) 12.89, Lisa Armstrong (QLD) 12.92, Melanie Dyball (VIC) 12.93, Denise McNab (WA) 13.09, Jennifer Crook (WA) 13.36.

200 METRES: (W -0.1) Kylie Hanigan (NSW) 24.76, Renee Poetschka (WA) 25.14, Susan Andrews (TAS) 25.23, Kaylene Costello (NSW) 25.65, Margot Ashby (SA) 25.75, Petrea Piggott (SA) 26.03, Penelope Smith (VIC) 26.05, Michelle Williams (NSW) 26.28.

400 METRES: Sophie Scamps (NSW) 55.39, Renee Poetschka (WA) 56.54, Lyndal Ross (NSW) 56.89, Kaylene Costello (NSW) 57.21, Tanya Adams (VIC) 57.50, S. Smith (SA) 58.44, Lynelle Edwards (QLD) 58.82, Katherine Reid (NSW) 59.07.

800 METRES: Susan Blinco (QLD) 2-11.45, Tanya Adams (VIC) 2-11.71, Elizabeth Field (VIC) 2-12.14, Jennine Lambert (NSW) 2-12.93, Susan Page (NSW) 2-16.43, Leesa Donovan (VIC) 2-17.31, Desley Shea (WA) 2-19.06, Tanya Chilts (QLD) 2-20.80.

1500 METRES: Lindy-Jane Trezise (VIC) 4-31.56, Jennine Lambert (NSW) 4-34.36, Elizabeth Field (VIC) 4-36.29, Natelie Pearce (NSW) 4-39.00, Karen Jackson (VIC) 4-39.20, Candice Lee (QLD) 4-39.30, Tanya Chilts (QLD) 4-42.35, Daneke Smith (NSW) 4-43.31.

3000 METRES: Lindy-Jane Trezise (VIC) 9-43.48, Jodie Young (NSW) 9-58.09, Natelie Pearce (NSW) 10-04.97, Natalya Orchard (NSW) 10-09.56, Katie Watts (QLD) 10-30.27, A. Jarman (SA) 10-55.45.

90M HURDLES: Karen Knight (QLD) 13.35, Christine Frewin (SA) 13.44, Annette Cavanagh (NSW) 13.45, Lisa Armstrong (QLD) 13.86, Ashley Edwards (ACT) 13.96.

300M HURDLES: Annette Cavanagh (NSW) 43.59, Melissa Holcombe (VIC) 43.82, Karen Knight (QLD) 44.58, Catriona Larritt (VIC) 45.35, Petrea Piggott (SA) 45.86, Lisa Armstrong (QLD) 45.95, Susan Currie (VIC) 46.46, Sheree Scully (NT) 46.62.

1500 METRE WALK: Natalie McKean (NSW) 6-49.69, Wendy Muldoon (VIC) 6-50.09, Kylie Bonney (VIC) 6-54.19, Traci Bartlett (NSW) 7-13.60, Nicole Footer (SA) 7-26.81, Tanya Wheeler (WA) 7-31.30, Jacinta Doherty (VIC) 7-43.78, Maria Pitman (QLD) 7-44.59.

4 X 100M RELAY: Victoria 49.47, Queensland 49.72, Australian Capital Territory 52.85, New South Wales 62.25.

4 X 400M RELAY: New South Wales 3-51.29, Victoria 3-54.73, Queensland 3-59.22, Australian Capital Territory 4-11.64.

HIGH JUMP: Karina Turner (SA) 1.77, Sonja Wennekes (NSW) 1.71 e Jane Helier (SA) 1.71, Karen Bailey (WA) 1.71, Dana McCall (VIC) 1.65 e Christine Frewin (SA) 1.65 e Theresa Hunt (VIC) 1.65, Toni Shanahan (SA) 1.60.

LONG JUMP: (W +0.2) Tiffany Briton (NSW) 5.74, (W +0.4) Karen Bailey (WA) 5.38, (W +0.67) Amanda Moss (QLD) 5.32, (W +3.14) Annette Cavanagh (NSW) 5.30, (W +0.99) Karen Charlton (NSW) 5.18, (W +1.99) Melissa Cain (VIC) 4.89.

TRIPLE JUMP: Melanie Dyball (VIC) 11.48, Lisa Armstrong (QLD) 11.45, Karen Charlton (NSW) 11.04, Ashley Edwards (ACT) 10.98, Karina Turner (SA) 10.78, Melanie Harper (TAS) 10.73.

SHOT PUT: Lisa Vizaniari (ACT) 14.46, Nicole Carkeek (VIC) 12.60, Terri-Anne Philpot (TAS) 12.02, Catherine Gardiner (NSW) 11.96, Colleen Palmer (WA) 11.92, Allison McAdam (VIC) 11.59, Cassandra Chapman (NSW) 11.21, Kerrie Mallison (SA) 11.20.

DISCUS THROW: Lisa Vizaniari (ACT) 44.86, Felicity Johnston (NSW) 41.10, Rohenna Young (VIC) 40.80, Colleen Palmer (WA) 40.44, Kelly Fitzgerald (NSW) 39.72, Nicole Carkeek (VIC) 39.30, Catherine Gardiner (NSW) 37.46, Kerrie Mallison (SA) 36.24.

JAVELIN THROW: Colleen Palmer (WA) 42.38, Sarah Beechey (TAS) 41.22, Vanessa Hagens (NSW) 38.18, Allison McAdam (VIC) 36.16, Terri-Anne Philpott (TAS) 35.46.



In Support of the
ATHLETICS

**WESLEY
COLLEGE**

577 St. Kilda Road,
PRAHRAN

Phone 518694

**ROYAL
PARADE
TRAVELODGE**

Where Australia's
Top Athletes Stay

Rooms available from \$69.00 per night.
Family Apartments available on request.

For bookings phone
Melbourne 380-9221
441 Royal Parade,
Parkville, 3052.

**EMU MOTEL
PTY LTD**

WATERFRONT,
LICENSED RESTAURANT
ALL GROUND FLOOR
ACCOMMODATION
FAMILY SUITES

12 Bass Hwy,
Wivenhoe Burnie.
(004) 31 2466

**PETER JACKMAN
CHARTERED
ACCOUNTANT**

REG. TAX. AGENT
ALL TYPES RETURNS

**1st Floor,
2 Mountview St.,
Croydon
Ph. 725-0044**

AUSTRALIAN MULTIPLE EVENTS CHAMPIONSHIPS

(Conducted in Adelaide on 13th, 14th and 15th March, 1987)

DECATHLON - OPEN

100M; Long Jump; Shot Put; High Jump; 400M;
110M Hurdles; Discus Throw; Pole Vault; Javelin Throw; 1500M.

Stuart Andrews	11.22	7.17	14.01	1.94	49.53	
(ACT)	15.50	44.08	4.50	58.00	4-31.13	7726
Anthony Hough	11.52	6.78	11.94	1.85	49.28	
(NSW)	16.85	39.24	4.00	52.34	4-20.03	6977
Stephen Bews	11.76	6.54	12.44	1.94	51.55	
(ACT)	16.66	38.06	4.00	54.50	4-19.13	6909
James Middleton	11.84	6.91	11.55	1.85	51.90	
(NSW)	16.19	34.66	4.30	51.36	4-30.01	6777
Michael Smith	11.69	6.80	11.06	1.91	51.01	
(VIC)	16.31	33.14	4.20	44.76	4-28.16	6687

MULTIPLE EVENT - MEN UNDER 20

100M; Long Jump; Shot Put; High Jump; 400M;
110M Hurdles; Discus Throw; Pole Vault; Javelin Throw; 1500M

Timothy Foster	11.63	6.15	12.11	1.85	51.14	
(SA)	15.43	33.94	4.70	59.46	4-42.95	6942
Dean Smith	11.42	7.14	12.81	1.82	51.80	
(QLD)	16.34	37.58	4.40	49.60	4-48.43	6903
James Moir	11.63	6.49	10.64	1.91	49.97	
(NSW)	15.37	30.72	3.30	40.70	4-32.06	6381
Anthony France	12.13	6.12	12.39	1.55	53.95	
(NSW)	16.44	39.88	3.60	54.50	4-52.03	6053
Simon Brand	12.30	6.21	8.81	1.91	52.55	
(VIC)	16.99	26.82	2.60	46.85	4-35.51	5605
Paul Stefanovic	12.11	5.70	10.08	1.79	54.73	
(VIC)	17.97	31.06	3.30	41.14	4-36.60	5475
Shawn Hennig	12.19	5.98	9.73	1.79	52.43	
(VIC)	17.20	29.18	2.90	42.70	4-51-74	5464

AUSTRALIAN *sports* COMMISSION

HEPTATHLON - OPEN

100M Hurdles; High Jump; Shot Put; 200M;
Long Jump; Javelin Throw; 800M.

Jane Flemming (VIC)	13.83	1.87	13.19	23.63	
	6.28	43.56	2-15.18		6390
Jocelyn Millar-Cubit (TAS)	14.00	1.87	11.24	24.85	
	6.19	33.34	2-16.58		5876
Georgina Hale (VIC)	15.31	1.69	9.60	26.20	
	5.56	31.86	2-18.65		4998
Judith Parsons (SA)	15.76	1.69	9.23	28.84	
	5.29	34.44	2-32.03		4500
Jacqueline Webb (NSW)	15.42	1.51	9.96	27.88	
	4.98	32.96	2-42.22		4221

HEPTATHLON - UNDER 20

100M Hurdles; High Jump; Shot Put; 200M;
Long Jump; Javelin Throw; 800M.

Kylie Coombe (VIC)	14.96	1.75	10.83	25.80	
	5.64	37.80	2-22.67		5317
Amanda Smith (TAS)	16.55	1.63	9.21	26.18	
	5.37	27.84	2-30.81		4468



In support of
the Victorian
Athletics
Association

Ballarat & Queens Anglican Grammar School

201 Forest St., Wendouree. 3355
(053) 39-1191

DAVEYPLACE HOLIDAY TOWN HOUSES

326 Davey St, Hobart

Modern Self Contained
Units, Walk to City,
Casino & Uni.

Fully Furnished &
Linen Supplied

**Bookings 326 Davey St,
Sandy Bay Phone (002) 25 3984**

AUSTRALIAN MULTIPLE EVENTS CHAMPIONSHIPS

(Conducted in Sydney on 26th, 27th, 28th and 29th March, 1987)

MULTIPLE EVENT - MEN UNDER 18

100M; Long Jump; Shot Put; High Jump; 400M;
110M Hurdles; Discus Throw; Pole Vault; Javelin Throw; 1500M

Todd Apted (TAS)	11.82	6.60	11.53	1.93	53.89	
	16.05	39.94	4.10	60.88	4-38.61	6844
Adam Steinhardt	11.71	6.37	11.48	1.87	52.08	
(SA)	16.11	36.58	4.50	55.36	4-38.12	6795
Jon Morrison	11.60	6.64	12.46	1.81	52.30	
(NSW)	14.98	38.28	3.70	52.86	4-40.31	6769
Sean Radi (NSW)	11.58	6.13	12.05	1.90	53.50	
	15.40	42.92	4.00	50.78	5-00.97	6631
Paul Scott (VIC)	11.61	6.28	9.89	1.96	50.52	
	16.99	33.30	3.60	49.20	4-34.73	6370
Willie Keith	11.45	6.38	12.99	1.84	51.74	
(QLD)	15.64	41.14	2.80	45.14	5-05.28	6315
Gavin Rose (WA)	11.84	6.36	11.04	1.96	55.82	
	15.75	37.70	3.70	48.02	5-07.80	6219
Timothy Lee	11.86	5.92	13.56	1.69	52.02	
(VIC)	17.27	39.46	2.50	54.62	4-35.54	6067

MULTIPLE EVENT - MEN UNDER 16

100M Hurdles; Shot Put; High Jump; 200M;
Long Jump; Javelin Throw; 1500M.

Rodney Zuyderwyk (QLD)	13.34	10.98	1.91	22.41	
	6.77	44.92	4-46.44		5085
Michael Towns (NSW)	13.33	11.60	1.88	22.83	
	6.13	42.00	4-45.79		4873
Drew Parker (TAS)	16.33	11.73	1.70	24.32	
	5.39	50.54	4-44.89		4201
Adam Day (SA)	15.64	10.64	1.70	24.75	
	5.40	45.42	4-36.36		4154
Darren Jones (NSW)	14.76	10.42	1.61	23.90	
	5.50	38.48	4-52.02		4072
Andrew Jarman (TAS)	15.83	11.61	1.73	25.44	
	5.80	38.32	5-04.29		3970
Glenn Lewis (QLD)	16.25	10.12	1.88	23.28	
	6.19	-	4-52.55		3884
Scott Harvey (TAS)	16.08	10.11	1.61	25.53	
	5.41	36.00	5-05.59		3625

Athletics Towards 2000

Australian Sugar  Industry

HEPTATHLON - WOMEN UNDER 18

100M Hurdles; High Jump; Shot Put; 200M;
Long Jump; Javelin Throw; 800M.

Catherine Jeon (NSW)	15.16	1.68	8.45	24.98	
	5.77	34.66	2-17.42		5172
Adrienne Rainbird (QLD)	15.56	1.62	8.88	25.29	
	5.32	34.26	2-18.71		4891
Rachel Koroi (NSW)	16.24	1.53	10.16	26.28	
	5.33	28.34	DNF		3749

MULTI EVENT - WOMEN UNDER 16

90M Hurdles; High Jump; Shot Put; 200M;
Long Jump; Javelin Throw; 800M.

Karen Knight (QLD)	13.34	1.66	10.14	25.45	
	5.41	27.16	2-26.56		5099
Amanda Purcell (VIC)	13.85	1.72	8.98	25.99	
	5.49	29.12	2-27.80		5018
Christine Frewin (SA)	13.58	1.66	10.69	27.08	
	5.23	34.32	2-51.34		4757
Karen Bailey (WA)	13.87	1.66	8.76	26.86	
	5.30	25.46	2-35.72		4633
Terri-Anne Philpott (TAS)	14.35	1.54	11.20	27.16	
	4.73	35.88	2-42.40		4522
Sonia Strang (TAS)	15.10	1.45	10.77	26.51	
	4.71	37.40	2-50.61		4283
Andrea Fleming (TAS)	14.70	1.63	9.26	28.21	
	4.73	28.70	2-59.06		4061

Dellinger Web.
So important we named the shoe after it.



adidas 

OFFICIAL UNIFORM SUPPLIER TO ALL AUSTRALIAN TRACK & FIELD TEAMS.

AUSTRALIAN ATHLETIC UNION

RECORDS AS AT 30TH APRIL, 1987

<u>EVENT</u>	<u>PERF.</u>	<u>NAME</u>	<u>CLUB STATE C/TRY</u>	<u>DATE</u>	<u>VENUE</u>	<u>D.O.B.</u>
<u>MEN</u>						
<u>50 METRES</u>						
Wld Indoor	5.55	Ben Johnson	CAN	31.1.87	OTTAWA	
<u>60 METRES</u>						
Wld Indoor	6.41	Ben Johnson	CAN	7.3.87	INDIAN	
<u>100 YARDS</u>						
Aus.Open	9.2	Bob Lay	NSW	10.3.65	SYD	20.3.44
Aus.Nat.	9.2	Bob Lay	NSW	10.3.65	SYD	20.3.44
Aus. 20	9.5 equal	Bob Lay	NSW	26.1.63	SYD	20.3.44
	9.5 equal	Jim McCann	NSW	15.3.85	BNE	
<u>100 METRES</u>						
World	9.93	Calvin Smith	USA	3.7.83	CSP	
Cwlth	10.00	Ben Johnson	CAN	4.10.85	CBN	
Aus.Open	9.9[H]	Paul Narracott	QLD	4.1.84	BNE	8.10.59
" "	10.00[E]	Ben Johnson	CAN	4.10.85	CBN	
Aus.Nat.	9.9[H]	Paul Narracott	QLD	4.1.84	BNE	8.10.59
" "	10.22[E]	Gerard Keating	VIC	4.10.85	CBN	3.12.62
World Jun.	10.09	Me. Lattany	USA	30.7.78	COL SPR	1959
Aus.20	10.33[E]	Gerard Keating	VIC	4.10.82	BNE	3.12.62
" "	10.0[H]	Paul Narracott	QLD	19.3.78	BNE	8.10.59
" 18	10.47	Darren Clark	NSW	18.3.83	MEL	6.9.65
" 16	10.6	Craig Elliott	VIC	26.2.84	MEL	5.10.68
<u>200 METRES</u>						
World	19.72	Pietro Mennea	ITA	12.9.79	MEX	
Wld Indoor	20.36	Bruno Marie-Rose	FRA	22.2.87	LIEV	
Cwlth	19.86	Don Quarrie	JAM	3.8.71	COL	
Aus.Open	20.19	John Dinan	VIC	6.3.86	CBN	
Aus.Nat.	20.06	Peter Norman	VIC	16.10.68	MEX	15.6.42
World Jun.	20.13	Roy Martin	USA	16.6.85	IND	1966
Aus. 20[H]	20.3	Peter Gandy	NSW	11.1.81	HBN	2.9.61
" " [E]	20.48	Fred Martin	NSW	3.2.85	BNE	4.10.66
Aus. 18[E]	20.86	Darren Clark	NSW	5.3.83	SYD	6.9.65
" " [H]	20.6	Paul Narracott	QLD	30.10.76	BNE	8.10.59
Aus. 16	21.96	Mark Garner	NSW	21.3.85	SYD	30.6.69

400 METRES

World	43.86	Lee Evans	USA	18.10.68	MEX	
Wld Indoor	45.41	Thomas Schoenlebe	GDR	9.2.86	VIENNA	
Cwltb	44.58	Bert Cameron	JAM	6.6.81	BRG	
Aus.Open	44.47	Michael Franks	USA	5.10.85	CBN	23.9.63
Aus.Nat.	44.72	Darren Clark	NSW	13.8.86	ZUR	6.9.65
World Jun.	44.69	Darrell Robinson	USA	24.7.82	IND	1963
Aus.20	44.75	Darren Clark	NSW	8.8.84	LAX	6.9.65
Aus.18	46.39	Miles Murphy	NSW	30.1.85	MEL	19.5.67
Aus.16	49.39	Mark Garner	NSW	16.2.85	SYD	30.6.69

800 METRES

World	1.41.73	Sebastian Coe	GBN	10.6.81	FLO	
Wld Indoor	1.44.91	Sebastian Coe	GBR	12.3.83	COSFORD	
Cwltb	1.41.73	Sebastian Coe	GBN	10.6.81	FLO	
Aus.Open	1.44.78	Peter Bourke	VIC	20.3.82	BNE	
Aus.Nat.	1.44.40	Ralph Doubell	VIC	15.10.68	MEX	11.2.45
World Jun.	1.44.3	Joaquim Cruz	BRA	27.6.81	RIO	1963
Aus.20	1.45.9	Michael Hillardt	QLD	15.1.81	MEL	22.1.61
Aus.18	1.49.9	Barry Acres	WA	2.3.83	PER	9.7.65
Aus.16	1.53.8	Stephen Smart	NSW	1.3.86	CBN	9.4.70

1000 METRES

World	2.12.18	Sebastian Coe	GBN	11.7.81	OSL	
Wld Indoor	2.18.00	Igor Lotarev	URS	14.2.87	MOS	
Cwltb	2.12.18	Sebastian Coe	GBN	11.7.81	OSL	
Aus.Open	2.18.0	Michael Hillardt	VIC	10.12.83	MEL	22.1.61
Aus.Nat.	2.17.49	Michael Hillardt	VIC	18.8.84	LDN	22.1.61
Aus.20	2.24.0	Mark Arens	SA	20.12.81	ADL	

1500 METRES

World	3.29.45	Said Aouita	MOR	23.8.85	BER	
Wld Indoor	3.36.03	Jose L. Gonzalez	ESP	1.3.86	OVIEDO	
Cwltb	3.29.67	Steve Cram	GBN	16.7.85	NCE	
Aus.Open	3.34.20	Michael Hillardt	VIC	11.3.84	SYD	22.1.61
Aus.Nat.	3.33.39	Michael Hillardt	VIC	23.8.85	BER	22.1.61
World Jun.	3.34.92	Kipkoech Cheruiyot	KEN	26.7.83	MUN	1964
Aus.20	3.39.7	Michael Hillardt	QLD	23.3.80	SYD	22.1.61
Aus.18	3.48.0	Brett Crew	QLD	3.2.79	BNE	17.10.62
Aus.16	3.58.78 (E)	Stephen Tunnicliffe	QLD	16.3.85	BNE	5.8.68
Aus.16	3.58.1 (H)	John Gleeson	VIC	9.11.86	MELB	14.2.71

1 MILE

World	3.46.31	Steve Cram	GBN	27.7.85	OSL	
Wld Indoor	3.49.78	Eamonn Coghlan	IRL	27.2.83	RUTH	
Cwltb	3.46.31	Steve Cram	GBN	27.7.85	OSL	
Aus.Open	3.52.59	John Walker	NZL	13.3.82	ADL	
Aus.Nat.	3.51.53	Michael Hillardt	VIC	28.8.85	KOB	22.1.61
Aus.20	3.59.0	Michael Hillardt	QLD	14.12.80	ADL	22.1.61

2000 METRES

World	4.51.39	Steve Cram	GBN	4.8.85	BUD	
Cwltb	4.51.39	Steve Cram	GBN	4.8.85	BUD	
Aus.Open	5.01.3	Steven Foley	VIC	22.12.79	ADL	21.11.57
Aus.Nat.	5.01.3	Steven Foley	VIC	22.12.79	ADL	21.11.57
Aus.20	5.15.5	Mark Arens	SA	22.12.79	ADL	

3000 METRES

World	7.32.1	Henry Rono	KEN	27.6.78	OSL	
Wld Indoor	7.39.2	Emiel Puttemans	BEL	18.2.73	BERL	
Cwlth	7.32.1.	Henry Rono	KEN	27.6.78	OSL	12.2.53
Aus.Open	7.43.0	Henry Rono	KEN	10.2.80	BNE	12.2.53
Aus.Nat.	7.47.2	Ron Clarke	VIC	27.6.67	VAS	21.2.37
Aus.20	8.03.5	Malcolm Norwood	VIC	22.3.84	MEL	29.7.64
Aus.18	8.21.58	Colin Dalton	NSW	21.1.84	SYD	10.4.66
Aus.16	8.46.80	Aaron Baxter	WA	7.3.86	HOB	

5000 METRES

World	13.00.40	Said Aouita	MOR	27.7.85	OSL	
Wld Indoor	13.20.4	Suleiman Nyambui	TAN	6.2.81	NY	
Cwlth	13.00.41	David Moorcroft	GBN	7.7.82	OSL	
Aus.Open	13.23.6	David Moorcroft	GBN	13.3.82	MEL	
Aus.Nat.	13.16.6	Ron Clark	VIC	5.7.66	STK	21.2.37
World Jun.	13.25.33	Charles Cheruiyot	KEN	26.7.83	MUN	1964
Aus.20	13.49.89	Malcolm Norwood	VIC	18.1.84	MEL	29.7.64
Aus.18	15.00.6	Darren O'Flaherty	VIC	14.2.84	MEL	10.6.66

10,000 METRES

World	27.13.81	Fernando Mamede	POR	2.7.84	STK	
Cwlth	27.22.5	Henry Rono	KEN	11.6.78	VNA	12.2.53
Aus.Open	27.31.68	Henry Rono	KEN	6.3.80	MEL	12.2.53
Aus.Nat.	27.39.89	Ron Clarke	VIC	14.7.56	OSL	21.2.37
World Jun.	28.29.32	Habte Negash	ETH	9.6.85	MOS	1968
Aus.20	29.11.8	Rob de Castella	VIC	17.12.75	MEL	27.2.57

20,000 METRES

World	57.24.2	Jos Hermens	HOL	1.5.76	PAP	
Cwlth	58.37.2	Rob de Castella	VIC	17.4.82	RME	27.2.57
Aus.Open	59.22.8	Ron Clarke	VIC	27.10.65	GLG	21.2.37
Aus.Nat.	58.37.2	Rob de Castella	VIC	17.4.82	RME	27.2.57
Aus.20	70.03.8	Max Little	TAS	5.10.68	MEL	23.10.49

25,000 METRES

World	73.55.8	Toshihiko Seko	JAP	22.3.81	CHR	
Cwlth	75.22.6	Ron Hill	GBN	21.7.65	BLT	
Aus.Open	80.31.4	Brian Morgan	NSW	24.5.80	NWC	15.11.55
Aus.Nat.	80.31.4	Brian Morgan	NSW	24.5.80	NWC	15.11.55
Aus.20	84.12.0	Erro Keranen	VIC	3.11.74	MEL	7.11.55

30,000 METRES

World	89.18.8	Toshihiko Seko	JAP	22.3.81	CHR	
Cwlth	91.30.4	Jim Adler	SCO	5.9.70	LDN	
Aus.Open	98.33.5	Brian Morgan	NSW	24.5.80	NWC	15.11.65
Aus.Nat.	98.33.5	Brian Morgan	NSW	24.5.80	NWC	15.11.65
Aus.20	106.53.0	Erro Keranen	VIC	3.11.74	MEL	7.11.55

1 HOUR TRACK

World	20,944m	Jos Hermans	HOL	1.5.76	PAP	
Cwlth	20,516m	Rob de Castella	AUS	17.4.82	RME	27.2.57
Aus.Open	20,232.56m	Ron Clarke	VIC	27.10.65	GEL	21.2.37
Aus.Nat	20,516m	Rob de Castella	VIC	17.4.82	RME	27.2.57
Aus.20	18,678m	Tony Bart	SA	29.8.73	ADL	4.12.55

50 METRE HURDLES

Wld Indoor	6.25	Mark McCoy	CAN	5.3.86	KOBE
------------	------	------------	-----	--------	------

60 METRE HURDLES

Wld Indoor	7.46	Greg Foster	USA	6.3.87	IND
------------	------	-------------	-----	--------	-----

100 METRES HURDLES

Aus.16	13.47(E)	Michael Towns	NSW	14.3.87	ADL	31.3.71
--------	----------	---------------	-----	---------	-----	---------

110 METRES HURDLES

World	12.93	Renaldo Nehemiah	USA	19.8.81	ZUR	
Cwlth	13.27	Mark McKoy	CAN	25.7.84	WAL	
Aus.Open	13.37	Mark McKoy	CAN	4.10.82	BNE	
Aus.Nat.	13.58	Don Wright	QLD	4.10.82	BNE	26.4.59
World Jun.	13.23	Renaldo Nehemiah	USA	16.8.78	ZUR	1959
Aus.20	14.5(H)	Ray McKinnon	WA	20.3.81	ADL	
" "	14.69(E)	Ray McKinnon	WA	20.3.81	ADL	
Aus.18	13.6(H)	Don Wright	QLD	28.2.76	BNE	26.4.59

200 METRES HURDLES

Aus Open	22.7	Jim McCann	NSW	5.3.66	SYD	28.5.39
Aus Nat.	22.7	Jim McCann	NSW	5.3.66	SYD	28.5.39
Aus.20.	23.2	Peter Balthes	QLD	9.2.63	BNE	17.6.44

300 METRES HURDLES

Aus.16	38.5(H)	Brett Marsh	VIC	3.3.87	MELB	19.5.71
Aus.16	37.77(E)	Rodney Zuyderwyk	QLD	15.3.87	ADL	30.3.71

400 METRES HURDLES

World	47.02	Edwin Moses	USA	31.8.83	KBL	
Cwlth	47.82	John Akii-bua	UGA	2.9.72	MUN	
Aus.Open	48.42	Andre Phillips	USA	4.10.85	CBN	5.9.59
Aus.Nat.	49.32	Bruce Field	VIC	29.1.74	CHR	22.1.47
World Jun.	48.02	Danny Harris	USA	17.6.84	LA	1965
Aus.20	50.72	Dolph Francis	QLD	17.7.86	ATH	6.5.67
Aus.18	52.00	Scott Klose	QLD	1.3.86	BNE	4.4.68

1500 METRES TRACK WALK

Aus.Open	5.19.1	David Smith	VIC	7.2.81	MEL	24.7.55
Aus.Nat.	5.19.1	David Smith	VIC	7.2.81	MEL	24.7.55
Aus.20	5.37.5	Andrew Jachno	VIC	27.10.84	SYD	6.1.69
Aus.18	5.48.6	Nicholas Ahern	NSW	5.11.86	SYD	6.1.69
Aus.16	5.56.8	Nicholas Ahern	NSW	27.10.84	SYD	6.1.69
Aus.16	5.56.38(E)	Craig Topperwein	SA	14.3.87	ADL	7.10.71

3000 METRES TRACK WALK

Aus.Open	11.00.56(E)		David Smith	VIC	24.1.87	
RTH	24.7.55					
Aus.Nat.	11.00.56(E)		David Smith	VIC	24.1.87	
RTH	24.7.55					
Aus.20	12.00.3	Michael Wood	NSW	13.3.82	SYD	
Aus.18	12.27.29	Paul Copeland	VIC	31.1.85	MEL	25.4.67

5000 METRES TRACK WALK

Wld Indoor	18.27.79	Mikhail Schennikov	URS	7.3.87	IND	
Aus.Open	18.52.7	David Smith	VIC	21.2.86	CBN	24.7.55
Aus.Nat.	18.52.7	David Smith	VIC	21.2.86	CBN	24.7.55
Aus.20	20.53.45(E)		Nicholas A'Hearne		NSW	27.3.87
D	6.1.69					

10,000 METRES TRACK WALK

Aus.Open	38.20.9	David Smith	VIC	15..85	SYD	24.7.55
Aus.Nat.	38.20.9	David Smith	VIC	15.0.85	SYD	24.7.55
World Jun.	38.54.75	Ralf Kowalski	GDR	24.6.81	COTT	1962
Aus.20	43.27.32	Paul Copeland	VIC	18.7.86	ATH	25.4.67

15,000 METRES TRACK WALK

Aus.Open	1.03.32.0	David Smith	VIC	27.6.81	MEL	24.7.55
Aus.Open	1.03.32.0	David Smith	VIC	27.6.81	MEL	24.7.55
Aus.20	1.11.09.9	Michael Harvey	VIC	27.6.81	MEL	5.12.62

20,000 METRES TRACK WALK

World	1.18.40.0	Ernesto Canto	MEX	5.5.84	BER	
C'wealth	1.24.58.8	Marcel Jobin	CAN	12.5.84	QUE	
Aus.Open	86.07.8	David Smith	VIC	27.6.81	MEL	24.7.55
Aus.Nat.	86.07.8	David Smith	VIC	27.6.81	MEL	24.7.55
Aus.20	96.39.7	Michael Harvey	VIC	27.6.81	MEL	5.12.62

30,000 METRES TRACK WALK

World	2.08.00.0	Jose Marin	SPN	8.4.79	BAR	
C'wealth	2.19.18.0	Chris Maddocks	ENG	22.9.84	BIRM	
Aus. Open	2.23.09.2	Noel Freeman	VIC	26.7.69	MEL	24.12.38
Aus.Nat.	2.23.09.2	Noel Freeman	VIC	26.7.69	MEL	24.12.38

50,000 METRES TRACK WALK

World	3.41.39.0	Raul Gonzalez	MEX	25.5.79	FANA	
C'wealth	4.05.47.3	Chris Maddocks	ENG	22.9.84	BIRM	
Aus.Open	4.06.39.0	Willi Sawall	VIC	14.8.76	MEL	7.11.41
Aus.Nat.	4.06.39.0	Willi Sawall	VIC	14.8.76	MEL	7.11.41

1 HOUR TRACK TRACK WALK

Aus.Open	14.103.65	Willi Sawall	VIC	18.7.81	MEL	7.11.41
Aus.Nat.	14.103.65	Willi Sawall	VIC	18.7.81	MEL	7.11.41

2 HOUR TRACK WALK

World	28.165	Jose Marin	SPN	8.4.79	BARC	
C'wealth	27.123.35	Willi Sawall	AUS	24.5.80	MEL	7.11.41
Aus.Open	27.123	Willi Sawall	VIC	24.5.80	MEL	7.11.41
Aus.Nat.	27.123	Willi Sawall	VIC	24.5.80	MEL	7.11.41
Aus. 20	23.127.84	Ross Haywood	VIC	21.8.65	MEL	18.2.47

4 X 100 RELAY

World	37.83		USA	11.8.84	LA
C'wealth	38.39		JAM	19.10.68	MEX
Aus.Open All-comers	38.10	Harvey Glance Kirk Baptiste Calvin Smith Dwayne Evans	USA	5.10.85 28.3.57 20.6.63 8.1.61 13.10.58	CBN
Aus.Team	39.31	Greg Lewis Laurie Darcy Andrew Ratcliffe Graham Haskell	AUS	2.2.74 9.12.46 3.5.47 27.4.55 3.8.48	CCH
Aus.State Team	39.8	Fred Lehmann Colin McQueen Barry Besanko Peter Van Miltenburg	VIC	18.3.78 15.8.56 16.8.57	BNE
World Jun.	39.00	Jessie Franklin Blalock Michell	USA	18.7.83	COL SPR
Aus.20	40.1	Steven Saunders Darren Clark Fred Martin Miles Murphy	NSW	9.1.85 15.2.66 6.9.65 4.10.66 19.5.67	SYD
Aus.18	41.62(E)	Mark Carter Tim Jackson Matthew Williams Glen McCarthy	NSW	14.3.87 20.9.69 4.7.69 21.11.69 21.4.70	ADL
Aus.16	43.04(E)	Nathan Klimenko Michael Towns Chris Bencher Chad Stephenson	NSW	14.3.87 25.11.71 31.3.71 27.3.72 13.3.72	ADL

4 x 200 RELAY

World	1.20.26		USA	27.5.78	TEMPE
Wld Indoor	1.22.32	Pavoni Tilli Bongiorni Simionato	ITA	11.2.84	TURIN
C'wealth	1.23.5		TRIN	9.4.66	PT OF SP

4 X 200 RELAY (Cont'd)

Aus.Open	1.23.8		9.3.75	MEL
All-comers		Lawrie Darcy	3.5.47	
		Paul Soans	27.6.55	
		Greg Lewis	9.12.46	
		Don Hanly	5.4.54	
Aus.Teams	1.23.8		9.3.75	MEL
		Lawrie Darcy	3.5.47	
		Paul Soans	27.6.55	
		Greg Lewis	9.12.46	
		Don Hanly	5.4.54	
Aus.State Teams	1.23.8		VIC 9.3.75	MEL
		Lawrie Darcy	3.5.47	
		Paul Soans	27.6.55	
		Greg Lewis	9.12.46	
		Don Hanly	5.4.54	
Aus.20	1.25.48		NSW 4.12.83	SYD
		Jeffrey Champion	27.7.64	
		Clayton Kearney	11.4.64	
		Gary Theodore	13.2.65	
		Ian Mace	13.7.66	
Aus.18	1.28.2equ		VIC 17.12.83	MEL
		Tom Milionis	1.3.66	
		Reid Pryor	4.10.66	
		Mark Longmuir	27.6.67	
		Mark Reed	5.7.67	
	1.28.2equ		QLD 3.2.85	BNE
		Darren Free	27.3.67	
		Jason Greenhalgh	10.7.67	
		Darren Herden	14.3.67	
		Dolph Francis	6.5.67	

4 x 400 RELAY

World	2.56.16		USA 20.10.68	MEX
Wld Indoor	3.05.9		URS 14.3.70	VIEN
		Borisenko		
		Zorin		
		Savchuk		
		Bratchikow		
C'wealth	2.59.13		GB 11.8.84	LA
Aus.Open All-Comers	3.00.71		USA 6.10.85	CBN
		Michael Franks	23.9.63	
		Ray Armstead	27.5.60	
		Walter McCoy	15.11.58	
		Andre Phillips	5.9.59	
Aus.Teams National	2.59.70		11.8.84	LA
		Gary Minihan	24.1.62	
		Rick Mitchell	24.3.55	
		Darren Clark	6.9.65	
		Bruce Frayne	24.1.58	

4 X 400 RELAY (Cont'd)

Aus.State Teams	3.02.1	Gary Minihan Rick Mitchell Peter Van Miltenburg Bruce Frayne	VIC 24.1.62 24.3.55 16.8.57 24.1.58	26.2.84	MEL
World Jun.	3.01.90	Campbell Rish Waddle Reed	USA	20.7.86	COL SPR
Aus.20	3.09.59	Miles Murphy Cameron Orr Mark Garner Dolph Francis	AUS.	19.7.86	ATH
Aus. 18	3.14.39	John Klabbers Garry Nevin Mark Longmuir Mark Reed	VIC 27.1.67 3.10.67 27.6.67 5.7.67	30.3.84	MEL
Aus.16	3.17.56	Stephen Perry Darren Dennis Steven Smart Robert Waters	NSW	7.3.86	HBN

4 x 800 RELAY

World	7.03.89		GB	30.8.82	LDN
C'wealth	7.03.89		ENG	30.8.82	LDN
Aust.Open All-comers	7.19.0	Ken Roche Keith Wheeler Ralph Doubell Noel Clough		22.8.66 24.10.41 11.6.43 11.2.45 25.4.37	DUB
Aust.Teams	7.19.0	Ken Roche Keith Wheeler Ralph Doubell Noel Clough		22.8.66 24.10.41 11.6.43 11.2.45 25.4.37	DUB
Aust.State Teams	7.20 0	Peter Hawes Bret Crew Gary Goulding Mike Hillardt	QLD	6.3.82	BNE

4 X 800 RELAY (Cont'd)

Aust 20	7.39.5	Alan Ozolins M. Trinca S. Wheeler J. Earl	NSW	29.11.81	SYD
Aust 18	7.51.1	Simon Stainer Laurie Dalton Chris Sideridis Garry Nevin	VIC	17.2.85	MEL

4 x 1500 RELAY

World	14.38.8		FRG	17.8.77	CGN
C'wealth	14.40.4		NZ	22.8.73	OSL
Aus.Open All-comers	15.26.4	Paul Grinsted Peter Larkins John Birmingham Graham Crouch		7.3.76	MEL
Aus.Teams	15.26.4	Paul Grinsted Peter Larkins John Birmingham Graham Crouch		7.3.76	MEL
Aus.State Teams	15.26.4	Paul Grinsted Peter Larkins John Birmingham Graham Crouch	VIC	7.3.76	MEL
Aus.20	16.01.70	Alex Law Colin Dalton Warwick Andrews Phillip Patterson	NSW	4.12.83	SYD
Aus. 18	16.36.39	Nigel Nixon Mark Vassallo Marco Zammarelli Randolph Barel-Steinberg	NSW	7.12.85	SYD

1500 METRE STEEPLE

Aus.18	4.17.5	Glen Young	SA	6.2.80	ADL
--------	--------	------------	----	--------	-----

2000 METRES STEEPLE

Aus.20	5.31.80	Michael Inwood	NSW	11.12.83	ADL	18.12.65
Aus.18	5.48.10(E)	Gregory Collier	VIC	15.2.87	MEL	26.5.69
Aus.16	6.04.27(E)	Christopher White	NSW	13.12.85	PER	29.12.69

PETER J. GOWER

CHARTERED ACCOUNTANT

REG. COMPANY

AUDITOR

REG. TAX AGENT

FULL RANGE OF ACCOUNTING and
TAXATION SERVICES PROVIDED

After Hours Appointments Arranged

21-23 Station St., Werribee 3030

741-2987



Sheraton Hotel
12 Servill Melbourne Victoria 3000

For peace
and quiet
that's close
to
everything

The SHERATON offers first class accommodation in a superb location that's quiet and yet very convenient.

- ★ Facing the magnificent Treasury Gardens.
- ★ Only a minute's stroll from the fashionable Paris End of Collins Street with its exclusive boutiques, restaurants and sidewalk cafes.
- ★ The best of Melbourne's Live Theatres within easy walking distance as are the large department stores.
- ★ Every suite has its own TV, radio, refrigerator, tea and coffee making facilities, automatic dial-out telephones.
- ★ All rooms airconditioned.
- ★ 24-hour room service.
- ★ Undercover car park.
- ★ Wedding and business conventions catered for.

Call now: (03) 650 5000

Toll Free Reservations: (008) 33-1116

STAR TROPHIES

Warehouse and Showroom

134 CHARLES STREET,
FOOTSCRAY, VIC, 3011



*Medallions *Trophies *Ribbons
*Flashes *Pennants *Engraving
*Screen Printing

Tel. Allan Cooper 689 3251 (AH 318 1796)

VICTORIAN TROPHY DISTRIBUTORS PTY LTD

134 Charles St, Footscray, 3011

SPORTS & RECREATION ASSOCIATION (S.R.A.) ASSOCIATE MEMBER

- Access to Tennis Courts: Squash Courts & Weight Room
- Aerobics Classes
- Rockclimbing
- Windsurfing
- Scuba Diving
- Snow Skiing
- Soccer



Enquiries: Phone 468-2223
Monday-Friday 9am-5pm

Phillip Institute of Technology
Sports & Recreation Association Inc.
Plenty Road, Bundoora 3083

3000 METRES STEEPLE

World	8.05.4	Henry Rono	KEN	13.5.78	STL	12.2.53
C'wealth	8.05.4	Henry Rono	KEN	13.5.78	STL	12.2.53
Aus.Open	8.21.0	Henry Rono	KEN	12.2.80	ADL	
Aus.Nat.	8.21.98	Kerry O'Brien	SA	4.7.70	BLN	17.4.46
World Jun.	8.29.50	Ralf Ponitzsch	GDR	19.8.76	WAR	1957
Aus.20	8.38.9	Brendan Hewitt	SA	8.2.84	ADL	17.8.64

POLE VAULT

World	6.00	Sergey Bubka	USSR	13.7.85	PARIS	4.12.63
Wld Indoor	5.97	Sergey Bubka	URS	17.3.87	TURIN	
C'wealth	5.65	Keith Stock	ENG	7.7.81	STK	
Aus.Open	5.85	Sergy Bubka	USSR	5.10.85	CBN	4.12.63
Aus.Nat.	5.53	Don Baird	VIC	16.4.77	LG.BCH.	29.5.51
World Jun.	5.65	Rodion Gataulin	URS	8.9.84	DONETSK	1965
Aus.20	5.25	Steven Wilson	SA	20.3.86	ADL	31.1.68
Aus.18	4.81	Steven Wilson	SA	16.11.85	ADL	31.1.68
Aus.16	4.50	Adam Steinhardt	SA	23.11.85	ADL	5.12.69

LONG JUMP

World	8.90	Bob Beamon	USA	18.10.68	MEX	
Wld Indoor	8.79	Carl Lewis	USA	27.1.84	NY	
C'wealth	8.27	Gary Honey	AUS	20.8.84	BUD	26.7.59
Aus.Open	8.20	Mike Conley	USA	5.10.85	CBN	5.10.62
Aus. Nat.	8.27	Gary Honey	VIC	20.8.84	BUD	26.7.59
World Jun.	8.34	Randy Williams	USA	8.9.72	MUN	1953
Aus. 20	7.82	David Culbert	VIC	15.3.86	ADL	17.3.67
Aus.18	7.64	Equal Michael Morgan	VIC	11.12.83	ADL	30.7.66
	7.64	David Culbert	VIC	9.12.84	BNE	17.3.67
Aus.16	7.17	Lynten Johnson	QLD	9.3.86	HBN	31.5.70





TRIPLE JUMP

World	17.97	Willi Banks	USA	16.6.85	INDI'	11.3.56
Wld Indoor	17.76	Mike Conley	USA	27.2.87	NY	
C'wealth	17.57	Keith Connor	ENG	5.6.82	UTAH	16.9.57
Aus.Open	17.58	Willi Banks	USA	4.10.85	CBN	11.3.56
Aus.Nat.	17.46	Ken Lorraway	ACT	7.8.82	LDN	6.2.56
World Jun.	17.50	Volker Mai	GDR	23.6.85	ERF	1966
Aus. 20	16.27	Ian Campbell	VIC	17.1.76	MEL	18.4.57
Aus. 18	15.41	Andrew Murphy	VIC	28.3.87	SYD	18.12.69
Aus. 16	14.22	Shane Casey	WA	14.3.87	ADL	14.4.71

HIGH JUMP


World	2.41	Igor Paklin	USSR	4.9.85	KOBE	
Wld Indoor	2.41	Patrick Sjoeborg	SWE	1.2.87	ATH	
C'wealth	2.32	Milton Ottey	CAN	4.6.82	PROVO	
Aus. Open	2.31	Equal Milton Ottey	CAN	7.10.82	BNE	
	2.31	Steven Wray	BAHAM	7.10.82	BRS	
	2.31	Patrik Sjoeborg	SWED	6.10.85	CBN	5.1.65
Aus.Nat.	2.28	John Atkinson	QLD	31.3.84	MEL	29.10.63
World Jun.	2.36	Javier Sotomayor	CUB	22.2.86	HAV	1967
Aus.20	2.22	Phillip Henderson	VIC	28.6.86	SWN	15.1.67
Aus.18	2.14	Equal David Hoyle	VIC	15.12.79	PER	23.12.63
	2.14	Michael Allen	WA	10.12.83	ADL	
Aus.16	2.07	Andrew Rogers	SA	9.3.85	ADL	24.4.69

JOHN MINNS



MIKE HILLARDI





SEAN CARLIN




DIANE HOLDEN



DON WIDDELL



NICOLE BOEGMAN



GARY HONEY

SHOT PUT

World	22.62	Ulf Timmermann	GDR	22.9.85	BLN	1.11.62
Wld Indoor	22.26	Werner Guenthor	SUI	8.2.87	MACOLIN	
C'wealth	21.68	Geoff Capes	ENG	18.5.80	CUM	
Aus. Open	22.00	Ulf Timmermann	GDR	5.10.85	CBN	1.11.62
Aus. Nat.	18.89	Stuart Gyngell	NSW	21.3.85	MEL	25.11.63
World Jun.	20.38	Terry Albritton	USA	27.4.74	WALNUT	1955
Aus. 20	18.88	John Minns	VIC	15.3.87	MEL	31.5.67
Aus. 18	19.31	John Minns	VIC	30.3.84	MEL	31.5.67
Aus. 16	18.06	Werner Reiterer	VIC.	14.1.84	PER	27.1.68

DISCUS

World	71.86	Yuri Dumchev	USSR	20.5.83	MOS	
C'wealth	67.32	Rob Gray	CAN	30.4.84	TOR	
Aus. Open	69.08	Georgy Kolnootchenko	USSR	4.10.85	CBN	
Aus. Nat.	65.06	Wayne Martin	NSW	3.1.79	MEL	26.2.55
World Jun.	63.64	Werner Hartmann	FRG	25.6.78	STRAS	1959
Aus. 20	60.84	Werner Reiterer	VIC.	29.3.87	SYD	27.1.68
Aus. 18	68.44	Werner Reiterer	VIC.	2.11.85	MEL	27.1.68
Aus. 16	69.48	Bently Laidler	WA	15.1.84	PER	15.6.68

JAVELIN

World	104.80	Uwe Hohn	GDR	20.7.84	E. BLN	
C'wealth	91.40	Ronald Bradstock	ENG	4.5.85	ARL	
Aus. Open	96.96	Uwe Hohn	GDR	6.10.85	CBN	
Aus. Open	79.78(New)	Klaus Tafelmeier	FRG	24.1.87	PER	12.4.58
Aus. Nat.	82.84	Manfred Rohkamper	VIC	22.3.80	SYD	18.5.54
Aus. Nat.	73.96(New)	James Highland	WA	29.3.87	SYD	2.6.65
World Jun.	78.84	Vladimir Zasimovich	URS	18.7.86	ATH	1967
Aus. 20	78.22	David Dixon	SA	14.3.84	ADL	24.7.65
Aus. 20	70.42(New)	Darren Marx	VIC	20.12.86	MEL	11.1.67
Aus. 18	74.26	David Dixon	SA	14.3.84	ADL	24.7.65
Aus. 16	67.72	Martin Hesse	NSW	16.10.83	SYD	2.9.68

HAMMER

World	86.34	Yuriy Sedykh	USSR	3.7.84	CORK	
C'wealth	77.54	Martin Girvan	NI	12.5.84	WOLV	
Aus. Open	82.12	Yuriy Tamm	USSR	5.10.85	CBN	
Aus. Nat.	75.90	Peter Farmer	NSW	14.8.79	VANVES	25.6.52
World Jun.	78.14	Roland Steuk	GDR	30.6.78	LEIP	1959
Aus. 20	70.36	Sean Carlin	SA	29.3.87	SYD	29.11.67
Aus. 18	75.08	Sean Carlin	SA	23.11.85	ADL	29.11.67
Aus. 16	67.70	Matthew Sandford	VIC	7.3.86	HBN	13.7.70

DECATHLON

World	8,847(New)	Daley Thomson	ENG	8/9.8.84	LA	
C'wealth	8,847(New)	Daley Thompson	ENG	8/9.8.84	LA	
Aus. Open	8,424(New)	Daley Thompson	ENG	4/5.10.82	BNE	
Aus. Nat.	7,931	Peter Hadfield	NSW	29/30.12.79	SYD	21.1.55
World Jun	8,387	Torsten Voss	GDR	6/7.7.82	ERFURT	1963
Aus. 20	7,264(New)	Simon Shirley	QLD	22.6.85	BERK.	
Aus. 18	7,018	Michael Morgan	VIC	2/3.4.83	ADL	30.7.66

BEST ON RECORD12 HOURS 10 MAN TRACK RELAY

Aus. Open	242 km 447.5m		VIC	30.9.84	MEL	
Aus. Nat.	242 km 447.5m		VIC	30.9.84	MEL	

MARATHON

World	2.07.12	Carlos Lopez	POR	21.4.85	ROT	
Cwlth	2.07.50	Robert de Castella	ACT	22.4.86	BOS	27.2.57
Aus. Open	2.09.18	Robert de Castella	VIC	8.10.82	BNE	27.2.57
Aus. Nat.	2.07.50	Robert de Castella	ACT	22.4.86	BOS	27.2.57

8,000 METRE ROAD WALK

Aus. 18	37.02.5	Nick A'Hern	NSW	26.5.85	BNE	
---------	---------	-------------	-----	---------	-----	--

10,000 METRE ROAD WALK

Aus. 20	47.03.4	Robert McFadden	SA	26.5.85	BNE	
---------	---------	-----------------	----	---------	-----	--

20,000 METRE ROAD WALK

Aus. Open	1.20.22.7	David Smith	VIC	18.12.83	MEL	24.7.55
Aus. Nat	1.20.22.7	David Smith	VIC	18.12.83	MEL	24.7.55
Aus. 20	1.29.41.45	Paul Copeland	VIC	14.12.86	A/PARK	25.4.67

30,000 METRE ROAD WALK

Aus. Open	2.05.59	David Smith	VIC	10.5.86	CBN	24.7.55
Aus. Nat	2.05.59	David Smith	VIC	10.5.86	CBN	24.7.55

50,000 METRE ROAD WALK

Aus. Open	3.46.34	Willi Sawall	VIC	6.4.80	ADL	7.11.41
Aus. Nat	3.46.34	Willi Sawall	VIC	6.4.80	ADL	7.11.41

WOMEN50 METRES

Wld Indoor	6.06	Angella Issajenko	CAN	31.1.87	OTTAWA
------------	------	-------------------	-----	---------	--------

60 METRES

Wld Indoor	7.00	Nelli Cooman-Fiere	HOL	23.2.86	MAD
------------	------	--------------------	-----	---------	-----

100 METRES

World	10.76	Evelyn Ashford	USA	22.8.84	ZUR
C'wealth	10.92	Merlene Ottey-Page	JAM	28.4.85	WAL
Aus. Open	11.00 E	Angella Taylor	CAN	4.10.82	BNE
Aus. Nat.	11.20 E	Raelene Boyle	VIC	15.10.68	MEX 24.6.51
World Jun.	11.13	Chandra Cheeseborough	USA	21.6.76	EUG 1959
Aus. 20	11.20 E	Raelene Boyle	VIC	15.10.68	MEX 24.6.51
Aus. 18	11.20 E	Raelene Boyle	VIC	15.10.68	MEX 24.6.51
Aus. 16	11.3 H	Debbie Wells	NSW	14.1.76	SYD 29.5.61

200 METRES

World	21.71	Marita Koch	GDR	10.6.79	
Wld Indoor	22.27	Heike Drechsler	GDR	7.3.87	IND
C'wealth	21.93	Merlene Ottey-Page	JAM	16.6.85	INDI
Aus. Open	21.90	Marita Koch	GDR	4.10.85	CBN
Aus. Nat.	22.35	Denise Boyd	VIC	23.3.80	SYD 15.12.52
World Jun.	22.19	Natalya Bochina	URS	30.7.80	MOS 1962
Aus. 20	22.74	Raelene Boyle	VIC	18.10.68	MEX 24.6.51
Aus. 18	22.74	Raelene Boyle	VIC	18.10.68	MEX 24.6.51
Aus. 16	22.8	Debbie Wells	NSW	28.2.76	BNE 29.5.61

400 METRES

World	47.60	Marita Koch	GDR	6.10.85	CBN 18.2.57
Wld Indoor	49.59	Jarmila Kratochvilova	TCH	7.3.82	MIL
C'wealth	49.42	Cathy Cook	ENG	6.8.84	LA
Aus. Open	47.60	Marita Koch	GDR	6.10.85	CBN 18.2.57
Aus. Nat.	50.78	Debbie Flintoff	VIC	21.7.86	LHR 20.4.60
World Jun.	49.77	Christina Brehmer	GDR	9.5.76	DRES 1958
Aus. 20	52.41	Michelle Baumgartner	VIC	24.1.81	AUK 25.7.63
Aus. 18	52.41	Michelle Baumgartner	VIC	24.1.81	AUK 25.7.63
Aus. 16	54.68	Natasha Stenberg	NSW	9.3.86	HBN 25.7.63

800 METRES

World	1.53.28	J. Kratochvilova	TCH	26.7.83	MUN
Wld Indoor	1.58.4	Olga Vakhrusheva	URS	16.2.80	MOS
C'wealth	1.57.42	Kirsty McDermott	WALES	24.6.85	BEL
Aus. Open	1.59.0	Charlene Rendina	VIC	28.2.76	MEL 18.12.47
Aus. Nat.	1.59.0	Charlene Rendina	VIC	28.2.76	MEL 18.12.47
World Jun.	1.59.40	Christine Wachtel	GDR	26.6.83	LA 1965
Aus. 20	2.05.3	Margaret Reddish	WA	28.2.81	PER
Aus. 18	2.05.3	Margaret Reddish	WA	28.2.81	PER
Aus. 16	2.06.46	Sophie Scamps	NSW	6.7.86	LOM

1000 METRES

Wld Indoor	2.34.8	Brigitte Kraus	FRG	19.2.78	DORT
Aus. Nat	2.42.07(E)	Penny Just	AIS	19.7.86	BIRM 1.3.57

1500 METRES

World	3.52.47	Tatyana Kazankina	USSR	13.8.80	ZUR	
Wld Indoor	4.00.8	Mary Decker-Slaney	USA	8.2.80	NY	
C'wealth	3.59.96	Zola Budd	ENG	30.8.85	BRU	
Aus. Open	4.07.6	Greta Waitz	NOR	11.1.79	MEL	
Aus. Nat.	4.08.06	Jenny Orr	VIC	7.9.72	MUN	21.1.53
World Jun.	4.04.39	Zola Budd	GBR	28.5.84	CWMB	1966
Aus. 20	4.08.06	Jenny Orr	VIC	7.9.72	MUN	21.1.53
Aus. 18	4.14.70	Sharon Dalton	NSW	27.6.85	OSL	2.12.67
Aus. 16	4.24.44(E)	Katie Watts	QLD	29.11.86	QLD	7.2.72

1 MILE (= 1609.33 Metres)

World	4.16.71	Mary Slaney	USA	22.8.85		
Wld Indoor	4.20.5	Mary Decker-Slaney	USA	19.2.82	SAN DIE	
C'wealth	4.17.57	Zola Budd	ENG	21.8.85	ZUR	
Aus. Open	4.31.2(H)	Krishna Wood	AIS	15.11.86	ACT	18.5.66
Aus. Nat.	4.29.28	Penny Just	NSW	28.7.85	OSL	1.3.57
Aus. 20	4.34.99	Sharon Dalton	NSW	18.6.85	B/ABY	2.12.67

2000 METRES - TRACK

Aus. Open	6.23.2	Jacqueline Smith	ACT	19.10.85	CBN	28.4.57
Aus. Nat.	6-17.21	Michelle Adamson	QLD	27.1.86	NZL	
Aus. 20	6-17.21	Michelle Adamson	QLD	27.1.86	NZL	
Aus. 18	6-17.21	Michelle Adamson	QLD	27.1.86	NZL	

3000 METRES - TRACK

World	8.22.62	Tatyana Kazankina	USSR	26.8.84	LEN	
Wld Indoor	8.39.79	Zola Budd	GBR	8.2.86	COS	
C'wealth	8.28.83	Zola Budd	ENG	7.9.85	ROM	
Aus. Open	8.45.53	Anne Audain	NZ	4.10.83	BNE	
Aus. Nat.	8.44.1	Donna Gould	SA	13.7.84	ORE	10.6.66
World Jun.	8.40.22	Zola Budd	GBR	6.6.84	LON	1966
Aus. 20	8.44.1	Donna Gould	SA	13.7.84	ORE	10.6.66
Aus. 18	8.58.5	Donna Gould	SA	22.3.84	MEL	10.6.66
Aus. 16	9.30.0 (H)	Katie Watts	QLD	28.1.87	QLD	7.2.72
Aus. 16	9.30.55(E)	Lindy-Jane Trezise	VIC	5.2.87	MELB	29.5.71

5000 METRES - TRACK

World	14.48.07	Zola Budd	UK	26.8.85	LDN	
Wld Indoor	15.34.5	Margaret Groos-Thomas	USA	20.2.81	BLACKS	
C'wealth	14.48.07	Zola Budd	ENG	26.8.85	LDN	
Aus. Open	15.28.84(E)	Krishna Wood	AIS	2.12.86	MEL	18.5.66
Aus. Nat.	15.28.84(E)	Krishna Wood	AIS	2.12.86	MEL	18.5.66

10000 METRE - TRACK

World	30.59.42	Ingrid Kristiansen	NOR	27.7.85	OSL	
C'wealth	32.17.86	Lisa Martin	SA	27.7.85	OSL	12.5.60
Aus. Open	32.07.50	Aurora Cunha	PORT	5.10.85	CBN	31.5.59
Aus. Nat.	32.17.86	Lisa Martin	SA	27.7.85	OSL	12.5.60
World Jun.	32.48.1	Akemi Masuda	JPN	2.5.82	KOB	1964
Aus. 20	33.45.2	Donna Gould	SA	3.1.86	ADL	10.6.66

50 METRE HURDLES

Wld Indoor	6.71	Cornelia Oschkenat	GDR	9.2.86	BERL
------------	------	--------------------	-----	--------	------

60 METRE HURDLES

Wld Indoor	7.74	Yordanka Donkova	BUL	15.2.87	SOFIA
------------	------	------------------	-----	---------	-------

90 METRE HURDLES

Aus. 18	12.8	Jayne Beasley	WA	10.1.81	PER	25.1.66
Aus. 16	13.24	Prudence Elvey	NSW	10.12.83	ADL	16.1.69

100 METRE HURDLES

World	12.36	Grazyna Rabsztyń	POL	13.6.80	WAR	
C'wealth	12.87	Shirley Strong	ENG	24.8.83	ZUR	
Aus. Open	12.72	Cornelia Oschkenat	GDR	5.10.85	CBN	
Aus. Nat.	12.93	Pam Ryan	VIC	4.9.72	MUN	12.8.39
World Jun.	12.95	Candy Young	USA	16.6.79	WALNUT	1962
Aus. 20	13.74	Jayne Beasley	WA	4.9.82	BNE	25.1.66
Aus. 20	13.6H	Jayne Beasley	WA	4.3.82	PER	25.1.66
Aus. 18	13.74	Jayne Beasley	WA	4.9.82	BNE	25.1.66
Aus. 18	13.6H	Jayne Beasley	WA	4.12.82	PER	25.1.66

300 METRE HURDLES

Aus 16	42.80	Adrienne Rainbird	QLD	8.3.86	HBN
--------	-------	-------------------	-----	--------	-----

400 METRE HURDLES

World	53.56	Sabine Busch	GDR	22.9.85	BER	
C'wealth	54.80	Debbie Flintoff	AUS	8.9.85	ROM	20.4.60
Aus. Open	54.28	Debbie Flintoff	VIC	16.3.86	ADL	
Aus. Nat.	53.76	Debbie Flintoff	VIC	6.7.86	OSL	20.4.60
World Jun.	55.20	Leslie Maxie	USA	9.6.84	SAN JOSE	1967
Aus. 20	57.86	Sally Hamilton	WA	23.3.79	PER	
Aus. 18	57.86	Sally Hamilton	WA	23.3.79	PER	

1500 METRE TRACK WALK

Aus. Open	6.10.8	Sue Cook	ACT	21.1.84	CBN	23.4.58
Aus. Nat.	6.10.8	Sue Cook	ACT	21.1.84	CBN	23.4.58
Aus. 20	6.20.2	Gabrielle Blythe	VIC	8.11.80	MEL	10.3.63
Aus. 18	6.20.2	Gabrielle Blythe	VIC	8.2.86	GEE	9.3.69
Aus. 16	6.32.6	Anne Miller	VIC	5.2.78	MEL	26.1.63

3000 METRE TRACK WALK

Aus. Open	13.02.5	Sally Pierson	VIC	21.2.82	MEL	10.3.63
Wld Indoor	12.05.49	Olga Krishtop	URS	6.3.87	IND.	
Aus. Nat.	13.02.5	Sally Pierson	VIC	21.2.82	MEL	10.3.63
Aus. 20	13.12.60	Gabrielle Blythe	VIC	6.1.86	MEL	9.3.69
Aus. 18	13.12.60	Gabrielle Blythe	VIC	6.1.86	MEL	9.3.69

5000 METRE TRACK WALK

World	21.36.2	Olga Krishtop	USSR	3.8.84	PENZA	
C'wealth	22.06.34	Sue Cook	AUS	3.3.84	MEL	23.4.58
Aus. Open	21.31.06(E)	Kerry Saxby	AIS	29.3.87	SYD	2.6.61
Aus. Nat.	21.31.06(E)	Kerry Saxby	AIS	29.3.87	SYD	2.6.61
World Jun.	21.40.3	Hong Yan	PRC	5.5.84	BERG	1966
Aus. 20	22.37.46	Gabrielle Blyth	VIC	16.2.86	MEL	9.3.69
Aus. 18	22.37.46	Gabrielle Blyth	VIC	16.2.86	MEL	9.3.69

10000 METRE TRACK WALK

World	45.39.5	Yan Hong	CHINA	13.5.84	COP	
C'wealth	46.42.6	Sue Cook	AUS	14.9.83	ADL	23.4.58
Aus. Open	46.42.6	Sue Cook	AUS	14.9.83	ADL	23.4.58
Aus. Nat.	45.08.13	Kerry Saxby	AUS	9.7.86	MOS	2.6.61

1 HOUR TRACK WALK

Aus. Open	12,553.22	Sue Cook	ACT	29.6.85	MEL	23.4.58
Aus. Nat.	12,553.22	Sue Cook	ACT	29.6.85	MEL	23.4.58

4 x 100 RELAY

World	41.37		GDR	6.10.85	CBN	
		Marlies Gohr		21.3.58		
		Silke Gladisch		20.6.64		
		Ingrid Averswald		2.9.57		
		Sabine Rieger		6.11.63		
C'wealth	42.43		ENG	1.8.80	MOS	
Aus. Open	41.37		GDR	6.10.85	CBN	
All-comers		Marlies Gohr		21.3.58		
		Silke Gladisch		20.6.64		
		Ingrid Averswald		2.9.57		
		Sabine Rieger		6.11.63		
Aus. Teams	43.18		AUS TEAM	31.2.76	MONT	
Nat.		Barbara Wilson		5.5.52		
		Debbie Wells		29.5.61		
		Denise Robertson		15.12.52		
		Raelene Boyle		24.6.51		
Aus. State	44.61		VIC TEAM	23.3.80	SYD	
Teams						
World Jun.	43.73		USA	19.7.83	COL SP	
		Gilmore				
		Finn				
		Simmons				
		Vereen				
Aus. 20	45.75		VIC	24.3.79	PER	
		Robyn Strong				
		Cathy Milburn				
		Sally Dyer				
		Joanne Schmidt				

4 X 100 RELAY (Cont'd)

Aus. 18	45.75		VIC	24.3.79	PER
		Robyn Strong Cathy Milburn Sally Dyer Joanne Schmidt			
Aus. 16	47.95		VIC	16.3.85	BNE
		Sharon Kirsopp Julie Bridges Lainey Harrison Diane Cambridge		2.9.69 30.4.69 11.4.69 21.6.69	

4 x 200 RELAY

World	1.28.15		GDR	9.8.80	JENA
Wld Indoor	1.33.56		FRG	8.2.86	SIND
		Bersch Savari Wolf Gaugel			
C'wealth	1.31.57		ENG	20.8.77	LDN
Aus. Open All-comers	1.32.6			25.1.76	BNE
		Denise Robertson S. Jowett Barbara Wilson Raelene Boyle		15.12.52 5.5.52 24.6.51	
Aus. Teams Nat.	1.32.6			25.1.76	BNE
		Denise Robertson S. Jowett Barbara Wilson Raelene Boyle		15.12.52 5.5.52 24.6.51	
Aus.State Teams	1.37.3		VIC	20.1.85	MEL
		Debbie Flintoff Nicole Webb Linley Longstaff Christine Sharp		20.4.60 31.12.61 21.3.59 18.12.62	
Aus.20	1.43.5		VIC	18.12.83	MEL
		Kerrie Baumgartner Lisa O'Connell Nicole Webster Bronwyn Roberts		12.10.67 3.12.66 19.8.68 29.12.67	
Aus. 18	1.42.9		VIC	20.1.85	MEL
		Kerrie Baumgartner Lisa O'Connell Nicole Webster Bronwyn Roberts		12.10.67 3.12.66 19.8.68 29.12.67	

4 x 400 RELAY

World	3.15.92		GDR	3.6.84	ERFURT
Wld Indoor	3.34.38	Gaugel Sussiek Brinkmann Bussman	FRG	30.1.81	DORT
C'wealth	3.21.21		CAN	11.8.84	LA
Aust.Open All-comers	3.19.49	Dagmar Neubaer, Sabine Busch, Kirsten Emmelmann, Marita Koch	GDR	4.10.85	CBN
Aus.Teams Nat.	3.25.56	AUS TEAM Judy Canty (V) Beth Nail (WA) Verna Burnard (SA) Charlene Rendina (V)	1976	31.7.76	MONT
Aus.State Teams	3.31.35	VIC TEAM Debbie Tomsett Sharon Stewart Bronwyn Fleming Debbie Flintoff		16.3.86	ADL
World Jun.	3.30.39	Feuerbach Witzel Vogelgesang Bohne	GDR	23.8.81	UTRECHT
Aus.20	3.40.29	Marianne Hardstaff Gail Millar Robyn Farrelly Sandra Speers	TAS	18.3.83	MEL
Aus.18	3.42.47	M. Babbage S. Alton G. Hall M. Maroney	NSW	21.3.82	BNE
Aus.16	3.45.47	Lisa Phillis Jody West Natasha Stenberg Sophie Scamps	NSW	7.3.86	HBN

SPORTS CLOTHING SPECIALISTS

“Our aim is to make the best gear for your club or school”

Made from special sports fabrics

TOPS BOTTOMS SUITS

Contact us for your local outlet

PARASPORT 440 STATION STREET, BOX HILL

890-8332

890-8222

adidas[®]

4 x 800 RELAY

World	7.50.17		USSR	5.8.84	MOS
C'wealth	8.23.8		ENG	2.10.71	PAR
Aus. Open All-comers	8.45.54	Cheryl Attenborough Helen Pynor Julie Schwass Stacey Quitzau	NSW	7.12.85	SYD
Aus.Teams Nat.	8.45.54	Cheryl Attenborough Helen Pynor Julie Schwass Stacey Quitzau	NSW	7.12.85	SYD
Aust.State Teams	8.45.54	Cheryl Attenborough Helen Pynor Julie Schwass Stacey Quitzau	NSW	7.12.85	SYD
Aust.20	9.07.4	Lisa O'Connell Nicole Webster Lisa Bull Kerry Baumgartner	VIC	5.3.83 3.12.66 19.8.63 19.3.65 12.10.67	

4 x 1500M RELAY

Aus. Open	19.21.7	Patricia Raines Lisa Muoio Katie Watts Angela Raines	QLD	22.2.86	BRIS
Aus.Teams Nat.	19.21.7	Patricia Raines Lisa Muoio Katie Watts Angela Raines	QLD	22.2.86	BRIS
Aus.20	19.21.7	Patricia Raines Lisa Muoio Katie Watts Angela Raines	QLD	22.2.86	BRIS
Aus.18	19.21.7	Patricia Raines Lisa Muoio Katie Watts Angela Raines	QLD	22.2.86	BRIS
Aus.16	19.21.7	Patricia Raines Lisa Muoio Katie Watts Angela Raines	QLD	22.2.86	BRIS

LONG JUMP

World	7.44	Heike Dreschler	GDR	22.9.85	BLN	16.12.64
Wld Indoor	7.32	Heike Dreschler	GDR	27.2.87	NY	
C'wealth	6.90	Bev Kinch	ENG	14.8.83	HEL	
Aus. Open	7.27	Heike Dreschler	GDR	6.10.85	CBN	16.12.64
Aus. Nat.	6.86	Robyn Lorraway	ACT	23.2.86	CBN	20.7.61
World Jun.	6.98	Heike Daute	GDR	18.8.82	POTS	1964
Aus. 20	6.55	Nicole Boegman	NSW	16.10.83	SYD	6.3.67
Aus. 18	6.55	Nicole Boegman	NSW	16.10.83	SYD	6.3.67
Aus. 16	5.96	Selena Morice	QLD	9.12.83	ADL	

HIGH JUMP

World	2.07	L. Andonova	BUL	20.7.84	E. BLN	
Wld Indoor	2.05	Stefka Kostadinova	BUL	8.3.87	IND	
C'wealth	1.98	Debbie Brill	CAN	2.9.84	RIETI	
Aus. Open	2.00	S. Kostadinova	BUL	4.10.85	CBN	
Aus. Nat.	1.96	Christine Stanton	WA	26.1.85	ADL	12.12.59
World Jun.	1.96	Olga Turchak	URS	7.9.84	DONE	1967
Aus. 20	1.90	Gai Kapernick	QLD	8.3.87	BNE	20.9.70
Aus. 18	1.90	Gai Kapernick	QLD	8.3.87	BNE	20.9.70
Aus. 16 =	1.86	Leah Cranston	QLD	16.2.86	BNE	25.2.70
=	1.86	Gai Kapernick	QLD	16.2.86	BNE	20.9.70

SHOT PUT

World	22.53	Natalya Lisovskaya	USSR	26.5.84	SOCHI	
Wld Indoor	22.50	Helena Fibringerova	TCH	19.2.77	JABLON	
C'wealth	19.74	Gael Martin	AUS	14.7.84	BERK	27.8.56
Aus. Open	20.69	Natalya Lisovskaya	USSR	4.10.85	BLN	
Aus. Nat.	19.74	Gael Martin	VIC	14.7.84	BERK	27.8.56
World Jun.	19.44	Grit Haupt	GDR	1.7.84	POTS	1966
Aus. 20	15.31	Sue Reinwald	VIC	5.3.83	MEL	28.5.63
Aus. 18	15.03	Yvette Ykema	VIC	21.6.86	BRE	
Aus. 16	14.72	Liza Vizaniari	ACT	29.3.87	SYD	14.12.71

DISCUS (ALL AGES USE 1 KG)

World	74.56	Zdenka Silhava	CZECH	26.8.84	NITRA	
C'wealth	67.48	Margaret Ritchie	SCO	26.4.81	CAL	
Aus. Open	69.78	Martina Opitz	GDR	6.10.85	CBN	12.12.60
Aus. Nat.	63.00	Gael Mulhall	VIC	11.1.79	MEL	27.8.56
World Jun.	65.86	Llke Wyludda	GDR	1.8.86	NEUB	1969
Aus. 20	51.48	Gael Mulhall	VIC	5.12.74	MEL	27.8.56
Aus. 18	51.48	Gael Mulhall	VIC	5.12.74	MEL	27.8.56
Aus. 16	50.54	Yvette Ykema	VIC	23.2.85	GEEL	3.5.69

JAVELIN (ALL AGES USE 600 GMS)

World	75.40	Petra Felke	GDR	4.6.85	SCHW	30.7.59
C'wealth	73.58	Tessa Sanderson	ENG	26.6.83	EDIN	
Aus. Open	71.48	Petra Felke	GDR	28.9.85	SYD	
Aus. Nat.	69.80	Susan Howland	QLD	23.6.86	BEL	
World Jun.	71.88	Antonoeata Todorava	BUL	15.8.81	ZAG	1963
Aus. 20	61.76	Petra Rivers	VIC	17.10.70	MEL	11.12.52
Aus. 18	61.76	Petra Rivers	VIC	17.10.70	MEL	11.12.52
Aus. 16	44.80	Janne Ware	TAS	2.3.86	HBN	

HEPTATHLON - OLD TABLES (PRE 1985)

World	6,867	Sabine Paetz	GDR	5/6.5.84	POTSDAM	
C'wealth	6,390	Glynis Nunn	AUS	3/4.8.84	LA	4.12.60
Aus. Open	6,282	Glynis Nunn	SA	3/4.10.82	BNE	4.12.60
Aus. Nat.	6,390	Glynis Nunn	SA	3/4.8.84	LA	4.12.60
World Jun.	6,465	Sybille Thiele	GDR	27/28.8.83	SCHW	1965
Aus. 20	5,650	S. Jaklofsky-Smith	QLD	23/24.2.85	BNE	30.9.68
Aus. 18	5,650	S. Jaklofsky-Smith	QLD	23/24.2.85	BNE	30.9.68
Aus. 16	5,446	Kylie Coombe	QLD	29/30.1.83	BNE	22.12.67

BEST ON RECORD

ROAD MARATHON

World	2.21.06	Ingrid Kristiansen	NOR	22.4.85	LDN	
C'wealth	2.25.28.7	Alison Roe	NZ	25.10.81	NY	
Aus. Open	2.35.03	Lisa Martin	SA	8.9.84	CBN	12.5.60
Aus. Nat.	2.26.07	Lisa Martin	AUS	1.8.86	EDB	12.5.60

8,000 METRES ROAD WALK

Aus. 18	42.04.1	Carolyn Vanstan	VIC	26.5.86	BNE	
---------	---------	-----------------	-----	---------	-----	--

10,000 METRE ROAD WALK

Aus. Open	48.49.4	Kerry Saxby	NSW	25.5.86	BNE	
Aus. Nat	48.49.4	Kerry Saxby	NSW	25.5.86	BNE	
Aus. 20	53.43	Lisa Harrison	NSW	11.8.86	HBN	

20,000 METRE ROAD WALK

Aus. Open	1.41.07	Kerry Saxby	NSW	11.8.86	HBN	
Aus. Nat	1.41.07	Kerry Saxby	NSW	11.8.86	HBN	



**BALLARAT
COLLEGE of
ADVANCED
EDUCATION**

P.O. Box 663
Ballarat
Victoria 3350
Australia
053 30 1800

- A Regional Institution of Higher Education
 - A Centre of Specialisation in Physical Education
 - Courses for B.Ed. (Phys. Ed.) for Secondary School Teaching and B.App.Sc. (Phys. Ed.) for Sports Coaching and Management
 - Other degree courses in Applied and Health Sciences, Business, Art, Engineering, Humanities, etc
- Contact Department of Physical Education and Recreation.

JOHN A. CREEK
PUBLIC ACCOUNTANT
A.A.S.A. C.P.A.

**PUBLIC
ACCOUNTANT
REGISTERED
TAX AGENT
FINANCIAL PLANNING**

35 Peel St. South, Ballarat
Phone: 32-7254

AUSTRALIAN RECORDS SUPERSEDED

Since the publication of the 1986 edition of the Almanac, the following performances have been adopted as Australian records, but have since been superseded by better marks:

MEN

Javelin Throw(New) N	70.06	Murray Keen (WA)	18/6/86	BIRM
Javelin Throw(New) N	73.79	Murray Keen (WA)	30/1/87	AUCK

MEN UNDER 20

4 x 400M Relay	3:09.59	Australian Team Miles Murphy, Cameron Orr, Mark Longmuir, Dolph Francis	21/6/86	BAD REICHEN.
Javelin Throw (New)	63.06	John White (QLD)	21/6/86	BAD REICHEN.
	66.04	John White (QLD)	28/6/86	SWA
Hammer Throw	68.98	Sean Carlin (SA)	12/7/86	ATH
	69.48	Peter Baxevanis (VIC)	21/2/87	MELB
Shot Put	18.43	John Minns (VIC)	18/12/86	MELB
Shot Put	18.47	John Minns (VIC)	24/1/87	PERTH
Shot Put	18.69	John Minns (VIC)	28/1/87	HAM
<u>Best on Record</u>				
20,000M Road Walk	91.57	Paul Copeland (VIC)	17/8/86	ADEL

MEN UNDER 16

100M Hurdles	13.66	Michael Towns (NSW)	18/10/86	SYD
300M Hurdles	39.0 (H)	Brett Marsh (VIC)	10/2/87	MELB.
300M Hurdles	38.95(E)	Michael Towns (NSW)	22/2/87	SYD

WOMEN

5000M Walk	O	21.52.39(E)	Kerry Saxby (AIS)	21/2/87	MELB
	N	21.52.39(E)	Kerry Saxby (AIS)	21/2/87	MELB

WOMEN UNDER 16

3000 Metres	9.36.09(E)	Katie Watts (QLD)	23/10/86	QLD
	9.31.6 (H)	Katie Watts (QLD)	7/12/86	QLD
Shot Put	14.48	Lisa Vizaniari (ACT)	30/1/87	AUCK
	14.67	Lisa Vizaniari (ACT)	28/3/87	SYD

PERFORMANCES OF AUSTRALIAN ATHLETES IN INTERNATIONAL COMPETITION

WORLD JUNIOR TRACK AND FIELD CHAMPIONSHIPS - ATHENS
16th to 20th July, 1986

MEN

Steve McBain	5th (SF)	10.51	100 Metres
David Dworjanyan	5th (HT)	11.00	100 Metres
Steve McBain	3rd	21.21	200 Metres
Mark Garner	5th (SF)	21.42	200 Metres
Miles Murphy	1st	45.64	400 Metres
Cameron Orr	8th (SF)	1:56.04	800 Metres
Peter Hepworth	5th (HT)	1:52.75	800 Metres
Tony Ford	16th	14:34.09	5000 Metres
		(14:19.25 HT)	
Stephen Spiers	10th	30:19.16	10000 Metres
Stephen Spiers	6th	1:05.01	20K Road Race
Phil Henderson	7th	2.16	High Jump
Steve Wilson	NQ	4.90	Pole Vault
David Culbert	4th	7.71	Long Jump
Tim Barnes	NQ		Triple Jump
John Minns	5th	17.27	Shot Put
Bentley Laidler	9th	16.44	Shot Put
Werner Reiterer	3rd	58.64	Discus Throw
Bentley Laidler	9th	53.70	Discus Throw
Sean Carlin	7th	66.48	Hammer Throw
Peter Baxevanis	NQ	57.34	Hammer Throw
John White	NQ	65.74	Javelin Throw
Tim Foster	13th	7017	Decathlon
Paul Copeland	12th	43:27.3	10K Walk
Craig Brill	20th	45:27.6	10K Walk
Australian Jnr. Team	(HT)	40.56	4 x 100M Relay
Australian Jnr. Team	4th (HT)	3:09.59	4 x 400M Relay

WOMEN

Melissa Moore	7th (SF)	12.00	100 Metres
Sophie Scamps	3rd (HT)	2:07.31	800 Metres
Michelle O'Rourke	3rd (HT)	2:07.18	800 Metres
Angela Luchetti	5th (HT)	4:31.53	1500 Metres
Kerith Duncanson	9th	9:20.58	3000 Metres
Gai Kapernick	6th	1.80	High Jump
Leah Cranston	8th	1.80	Hammer Throw
Yvette Ykema	9th	14.17	Shot Put
Bernadette Serone	12th	13.54	Shot Put
Yvette Ykema	5th	50.84	Discus Throw
Vanessa French	10th	45.88	Discus Throw
Louise McPaul	13th	5013	Heptathlon
Sharon Jaklofsky-Smith	DNF		Heptathlon
Gabrielle Blythe	7th	23:56.56	5K Walk
Aleyna Narbey	12th	24:37.76	5K Walk
Australian Jnr. Team	HT	3:42.58	4 x 400M Relay

XIII COMMONWEALTH GAMES - EDINBURGH, SCOTLAND
July 24th to August 2nd, 1986

MEN

Simon Arkell	7th	4.75	Pole Vault
John Atkinson	9th	2.05	High Jump
Simon Baker	1st	2:07.47	30K Walk
Peter Beames	3rd	16.42	Triple Jump
Peter Bourke	1st (H3)	1.51.23	800 Metres
	5th (SF1)	1.48.40	800 Metres
	3rd (SF1)	3.44.77	1500 Metres
	5th	3.54.48	1500 Metres
Robert de Castella	DNS		10000 Metres
	1st	2:10.15	Marathon
Darren Clark	1st (H2)	46.12	400 Metres
	2nd (SF1)	47.61	400 Metres
	2nd	45.98	400 Metres
David Culbert	7th	7.41	Long Jump
John Dinan	1st (H1)	20.99	200 Metres
	1st (SF1)	21.14	200 Metres
	7th	21.07	200 Metres
Peter Fossey	WD Injury		Decathlon
Bruce Frayne	2nd (H1)	46.99	400 Metres
	1st (SF2)	47.09	400 Metres
	7th	47.29	400 Metres
Ken Gordon	2nd (SF1)	52.66	400M Hurdles
	8th	51.59	400M Hurdles
Stuart Gyngell	3rd	17.70	Shot Put
Michael Hillardt	2nd (SF2)	3:42.76	1500 Metres
	8th	3.56.90	1500 Metres
Gary Honey	1st	8.08	Long Jump
	4th	16.16	Triple Jump
Neil Honey	3rd	5.20	Pole Vault
David Johnston	3rd (H3)	47.13	400 Metres
	2nd (SF2)	47.22	400 Metres
	6th	47.24	400 Metres
Gerard Keating	3rd (H3)	10.56	100 Metres
	4th (SF1)	10.60	100 Metres
	7th	10.55	100 Metres
Murray Keen	8th	68.14	Javelin Throw
Hans Lotz	7th	66.14	Hammer Throw
John Minns	6th	16.99	Shot Put
Steve Moneghetti	5th	28.29.20	10000 Metres
	3rd	2:11.18	Marathon
Miles Murphy	4th (H2)	21.41	200 Metres
	5th (SF2)	21.44	200 Metres
	WD		400 Metres
Paul Nandapi	2nd	57.74	Discus Throw
Chris Perry	5th (H1)	11.00	100 Metres
	8th (SF2)	11.03	100 Metres
Joe Quigley	2nd	17.97	Shot Put
	5th	69.30	Hammer Throw
Werner Reiterer	3rd	57.34	Discus Throw
Willi Sawall	5th	2:14.29	30K Walk

MEN (Cont'd)

Pat Scammell	1st (H1)	1.49.68	800 Metres
	3rd (SF1)	1.49.24	800 Metres
	6th	1.45.36	800 Metres
	4th (SF2)	3.42.92	1500 Metres
	6th	3.55.28	1500 Metres
Vlad Slavnic	7th	54.48	Discus Throw
David Smith	DNS		30K Walk
Simon Shirley	8th	7290	Decathlon
Phil Spivey	3rd	70.30	Hammer Throw
Robert Stone	5th (H2)	10.51	100 Metres
	6th (SF2)	10.47	100 Metres
	3rd (H3)	21.01	200 Metres
	4th (SF2)	21.03	200 Metres
	4th	20.94	200 Metres
Steve Wilson	No Height		Pole Vault
Grenville Wood	15th	2:26.48	Marathon
Don Wright	2nd (SF2)	13.77	110M Hurdles
	3rd	13.64	110M Hurdles
Stuart Andrews	5th	7512	Decathlon
Australian Team:	DISQ		4 x 100M Relay
Robert Stone			
John Dinan			
Gary Honey			
Gerard Keating			
Australian Team:	2nd	3.07.81	4 x 400M Relay
Bruce Frayne			
Miles Murphy			
David Johnston			
Darren Clark			

WOMEN

Nicole Boegman	8th	6.06	Long Jump
Vanessa Brown	9th	1.83	High Jump
Maree Chapman	3rd (SF1)	23.43	200 Metres
	5th	23.64	200 Metres
	3rd (SF1)	53.64	400 Metres
	6th	52.08	400 Metres
Astra Etienne	8th	49.80	Discus Throw
	6th	16.33	Shot Put
Sally Flemming	WD Injury		
Jane Fleming	2nd	6278	Heptathlon
	2nd (SF1)	13.45	100M Hurdles
	6th	13.69	100M Hurdles
Debbie Flintoff	1st (SF2)	52.92	400 Metres
	1st	51.29	400 Metres
	2nd (SF1)	58.06	400M Hurdles
	1st	54.94	400M Hurdles
Sue Howland	3rd	64.74	Javelin Throw
Sharon Jaklofsky-Smith	WD Injury		Heptathlon
Kerry Johnson	5th (SF2)	11.76	100 Metres
	5th (SF2)	23.96	200 Metres
Penny Just	3rd (SF1)	4.27.69	1500 Metres
	7th	4.17.13	1500 Metres

JUNIOR INTER-COUNTRY COMPETITION
BETWEEN CHINA, JAPAN AND AUSTRALIA

BEIJING, CHINA
23rd August, 1986

MEN

Scott Klose	4th	15.13 (-0.7)	100M Hurdles
Andrew Zorzit	5th	15.57 (-0.7)	100M Hurdles
Troy Bennett	7th	11.05 (+0.1)	100 Metres
Australian Team	3rd	42.85	4 x 100M Relay
George Kokkotas	4th	21.87 (+0.2)	200 Metres
Troy Bennett	7th	22.09 (+0.2)	200 Metres
George Kokkotas	6th	50.36	400 Metres
Scott Klose	4th	53.42	400M Hurdles
Andrew Zorzit	5th	54.99	400M Hurdles
Reece Paten	4th	1.55.31	800 Metres
Nick A'Hern	4th	23:15.78	5000M Walk
Darren Hosking	4th	7.21 (+0.7)	Long Jump
Darren Hosking	4th	14.90 (+2.0)	Triple Jump
Peter Beaty	5th	14.56 (+0)	Triple Jump
Simon Steyn	6th	59.22	Javelin Throw
Darren Marx	7th	58.88	Javelin Throw
Paul Cameron	5th	2.00	High Jump
Darren Marx	4th	37.88	Discus Throw

WOMEN

Joanne Sinclair	4th	14.70 (-0.6)	100M Hurdles
Jane Hotchin	5th	14.92 (-0.6)	100M Hurdles
Kerrie Kinnane	1st	12.10 (+1.0)	100 Metres
Australian Team	3rd	47.98	4 x 100M Relay
Australian Team	3rd	4.06.21	4 x 400M Relay
Kerrie Kinnane	1st	24.66 (-0.1)	200 Metres
Rosie Lloyd	5th	1.05.24	400M Hurdles
Katie Watts	1st	4.36.37	1500 Metres
Carolyn Vanstan	2nd	15.04.43	3000M Walk
Teena O'Byrne	4th	5.88 (+0)	Long Jump
Amanda O'Neill	5th	5.81 (-0.1)	Long Jump
Cheryl Hurst	6th	5.50 (+0.5)	Long Jump
Cheryl Hurst	2nd	1.75	High Jump
Fiona Atkinson	4th	45.94	Javelin Throw
Sharon Clark	5th	41.20	Javelin Throw
Rochelle Sutton	4th	43.12	Discus Throw
Tracey Phillips	5th	41.72	Discus Throw
Rochelle Sutton	5th	11.99	Shot Put

WOMEN (Cont'd)

Jeanette Kieboom	4th	56.18	Javelin Throw
Jenny Laurendt	5th (SF2)	13.56	100M Hurdles
	1st (SF2)	58.25	400M Hurdles
	3rd	56.57	400M Hurdles
Robyn Lorroway	3rd	6.35	Long Jump
Gael Martin	1st	56.42	Discus Throw
	1st	19.00	Shot Put
Lisa Martin	1st	2:26.07	Marathon
	WD		10000 Metres
Jocelyn Millar-Cubit	WD Ill		Heptathlon
Megan McLean	Elim.	5.86	Long Jump
Glynis Nunn	2nd (SF2)	13.31	100M Hurdles
	3rd	13.44	100M Hurdles
Petra Rivers	Elim.	47.32	Javelin Throw
Julie Schwass	4th (SF1)	2.03.88	800 Metres
	8th	2.05.14	800 Metres
Chris Stanton	1st	1.92	High Jump
Sharon Stewart	5th (SF1)	23.83	200 Metres
	4th (SF2)	53.91	400 Metres
	7th	53.53	400 Metres
Jenny Talbot	12th	1.75	High Jump
Australian Team:	DNF		4 x 100M Relay
Kerry Johnson			
Robyn Lorroway			
Nicole Boegman			
Jane Fleming.			
Australian Team:	3rd	3.32.86	4 x 400M Relay
Marie Chapman			
Sharon Stewart			
Julie Schwass			
Debbie Flintoff.			

Established 1960

BALACLAVA SPORTS INJURY CENTRE

- A.M.T. Functional P.D. Balance
- Neuro-Muscular & Joint disorders
- Remedial Therapy

FRED WARWICK, A.T.D., N.D, A.R.M.T. (Bach)
Consultant Practitioner

338b CARLISLE ST. BALACLAVA PHONE: 527 5157

TIANJIN, CHINA
28th August, 1986

MEN

Troy Bennett	4th	10.91	100 Metres
Troy Bennett	3rd	21.92	200 Metres
George Kokkotas	6th	22.33	200 Metres
George Kokkotas	7th	50.08	400 Metres
Reece Paten	3rd	1.56.96	800 Metres
Reece Paten	3rd	3.53.78	1500 Metres
Scott Klose	4th	15.60	110M Hurdles
Andrew Zorzit	5th	15.91	110M Hurdles
Scott Klose	3rd	53.30	400M Hurdles
Andrew Zorzit	5th	53.65	400M Hurdles
Nick A'Hern	4th	22.27.60	5000M Walk
Australian Team	4th	42.55	4 x 100M Relay
Australian Team	3rd	3.22.09	4 x 400M Relay
Paul Cameron	4th	2.00	High Jump
Darren Hosking	4th	6.92	Long Jump
Peter Beaty	6th	6.64	Long Jump
Darren Hosking	3rd	14.99	Triple Jump
Peter Beaty	4th	14.43	Triple Jump
Darren Marx	5th	61.30	Javelin Throw
Simon Steyn	7th	59.60	Javelin Throw

WOMEN

Kerrie Kinnane	1st	12.15	100 Metres
Kerrie Kinnane	1st	24.52	200 Metres
Pam Aitken	5th	5.15.07	1500 Metres
Katie Watts	5th	10.28.98	3000 Metres
Joanne Sinclair	4th	14.62	100M Hurdles
Jane Hotchin	5th	14.90	100M Hurdles
Rosie Lloyd	4th	1.04.89	400M Hurdles
Carolyn Vanstan	3rd	14.55.37	3000M Walk
Australian Team	3rd	48.03	4 x 100M Relay
Australian Team	3rd	4.24.53	4 x 400M Relay
Cheryl Hurst	2nd	1.75	High Jump
Teena O'Byrne	4th	5.88	Long Jump
Amanda O'Neill	5th	5.81	Long Jump
Rochelle Sutton	6th	12.02	Shot Put
Tracey Phillips	5th	45.54	Discus Throw
Rochelle Sutton	6th	43.84	Discus Throw
Sharon Clark	6th	43.08	Javelin Throw
Fiona Atkinson	8th	40.46	Javelin Throw

Team Management

Manager:	Dale Horrobin
Coaches:	Peter Lawler
	Efim Shuravetsky

WOMENS WORLD 15K ROAD CHAMPIONSHIPS - LISBON
9th November, 1986

Kerry Jukes	34th	52:03
Jenny Lund	41st	52:47
Coral Farr	42nd	52:48
Pia Hunter	47th	53:14

Team Management

Manager: Pam Turney

WORLD INDOOR TRACK AND FIELD CHAMPIONSHIPS - INDIANAPOLIS, U.S.A.
6th-8th March, 1987

MEN

Michael Hillardt	1st (H)	3:42.66	1500 Metres
	5th	3:39.77	1500 Metres
Donald Wright	4th (H)	7.90	60M Hurdles
Michael Morgan	16th	7.38	Long Jump
Peter Beames	14th	(Injured)	Triple Jump
David Smith	5th	18:52.20	5000M Walk
Andrew Jachno	15th	20:19.74	5000M Walk

WOMEN

Diane Holden	2nd (H)	7.37	60 Metres
	4th (SF)	7.32	60 Metres
	8th	7.43	60 Metres
Krishna Wood	4th	8:48.38	3000 Metres
Sue Cook	15th	13:45.75	3000M Walk

Team Management

Manager: Jack Pross
Assistant Manager: Margaret Mahoney
Physiotherapist: Dorothy Harris
Coach: Fletcher McEwen

Clark

The Indoor Outdoor Store **THE ONE STOP SHOP FOR ALL YOUR POOL AND POOL CHEMICAL NEEDS**

Available at Clark: Camberwell 882-7282, Coburg 354-3636, Croydon 725-0607, Frankston 783-2501, Greensborough 435-0155, Melton 43-6566, Niddrie 379-8356, Oakleigh 568-8732, Preston 70-1155, Richmond 428-3368, Southland 584-6317.

Available at Clark: Ballarat 31-3911, Mildura 23-0151, Shepparton 21-5655, Swan Hill 32-4421.

N.S.W. COUNTRY: Wagga 21-2094.

Dräger

- *Breathing Apparatus (Compressed Air, Oxygen Airlines)
- *Gas Detection *Gas Monitoring (Portable, Fixed Installation)
- *Resuscitation Training Aids and Equipment
- *Lifting Bags and other Industrial Safety Equipment

**Dräger
(Aust)
Pty Ltd**

171 BANK STREET.,
SOUTH MELBOURNE 3205. VIC.
TELEPHONE: (03) 698-4666

Ipswich Grammar
School

— Est. 1863

Government & First
Secondary School



Government & First
Secondary School



- A non-denominational school for boarders & day students, grades 8-12.
- Sciences, humanities, commercial and industrial subjects — first class staff and facilities.
- Computer integrated curriculum, grades 8-12, word and data processing/programming, including typing skills.
- Boarders — Meals are carefully planned with advice from a professional dietician. The health of the boys is supervised by highly trained, sympathetic nursing sisters — Matron is a permanent resident. Boarders are supervised by the Boarding Housemaster and staff who live on campus or adjacent thereto.
- Wide range of sports and extra curricular activities — Olympic pool, fully equipped gymnasium.
- The advantage of an Ipswich Grammar education is evident by the numbers of students accepted into tertiary institutions and achieving career employment.
- Country residents please note. Queensland and Australian Government allowance details available on application.
- Inspection invited — prospectus and all enquiries — Headmaster's Secretary, Ph: (07) 281-3566.
- Early application for 1988 or subsequent years essential —

WORLD CROSS COUNTRY CHAMPIONSHIPS - WARSAW, POLAND
22nd March, 1987

MEN

Stephen Moneghetti	11th	37:11	11.95KM
Peter Brett	84th	38.30	11.95KM
Brad Camp	108th	38.46	11.95KM
Adam Hoyle	156th	39.23	11.95KM
Martin Stock	166th	39.32	11.95KM
Gerard Barrett	177th	39.44	11.95KM
Jamie Harrison	218th	40.39	11.95KM

Final Team Position

Australian Team 21st 702 points

WOMEN

Krishna Wood	8th	17.11	5.05KM
Marie McDonagh	70th	18.07	5.05KM
Anne Lord	101st	18.31	5.05KM
Jenny Lund	113th	18.46	5.05KM
Carol Farr	126th	19.07	5.05KM

Final Team Position

Australian Team 17th 292 points

Team Management

Manager: Denis Wilson
Assistant Manager: Max Little
Physiotherapist: Paul Bennett



AUSTRALIAN RANKING LIST

1/4/1986 to 4/4/1987

Compiled by:

Paul Jenes - A.A.U. Statistician,
Member of Track and Field Statisticians
(ATFS)

This seasons ranking list was extended to include the New South Wales Centenary Meeting on the 4/4/1987. Performances on that date are clearly indicated in full so as not to be confused with performance in 1986.

An all-time list has been included again. However there is none included for the men's javelin due to the change in the javelin implemented by the IAAF in 1986. All javelin performances are with the new implement. Unfortunately, the javelin used in the decathlons are not known.

Performances by women in men's races are listed separately except in the marathon and 10km walk. The reason for this is that the I.A.A.F. does not recognise records by women in men's races and many performances are timed on "running watches", unlike the more accurately timed leaders in a race.

International conversion factors will again be used to rank manual and electronic performances - 100, 200, 100H, 110H (0.24 secs); 400, 400H (0.14 secs).

The new multiple events scoring tables now take into account the difference in manual and electronic times. The multiple event all-time lists have been re-calculated on the new scoring tables.

I wish to gratefully acknowledge the following for sending results: Margaret Turnbull and Gary Aitken (WA); Roy McFadden (SA); Pat Agg, Nancy Vodden, Mike McLaughlin, Margaret Toohey, Mark Wall, Andrew Jachno, Mark Donahoo and Eileen Watt (Vic); Pat Millar, Noel Ruddock and Robin Hood (Tas); Dave Cundy, Diane Fielding and Peter Waddell (ACT); New South Wales and Queensland State Associations; Brian Roe, Fletcher McEwen, Dale Horrobin and Lenore Bartholomeusz (AAU); Merv Kemp, Craig Hilliard and Pat Clohessy (AIS); VMC; SA Road Runners; Sydney Striders; Bruce McAvaney and Len Johnson (Media).

Overseas results are obtained from the ATFS, official results and International and local athletic magazines and publications.

I wish also to acknowledge the many venue recorders throughout the country and I apologise to anyone who I may have overlooked.

Could any errors, omissions, amendments, etc., be sent to:

Paul Jenes,
11 Milton Street,
NUNAWADING. VICTORIA. 3131.

MEN

100 YARDS

All Time

9.2 ()	Bob Lay (44)	(1)	N	S	10/3/85
9.52 (-0.8)	Gary Eddy (45)	(5)	V	Kingston	6/8/86
9.3 (0.0)	Nec Hogan (31)	(1)	Q	S	13/3/84
9.3 ()	Gary Holdsworth(41)	(1)	V	M	6/3/86
9.3 ()	Richard James (56)	(1)	V	M	20/12/79
9.3 ()	Peter Batten (56)	(2)	V	M	20/12/79
9.4 ()	Peter Vassella(41)	(1)	N	Wollongong	4/3/82
9.4 ()	Greg Lewis (46)	(2)	V	M	6/3/86
9.4 ()	Stuart Laing (46)	(1)	Q	M	10/2/88
9.4 ()	Fred Martin (66)	(1)	N	S	13/2/85

86/87

9.98 (-1.8)	Steve McBain (67)	(1)	S	A	26/1/87
9.8 ()	Shane Naylor (67)	(1)	V	M	15/1/87
9.8 ()	Chris Perry (59)	(2)	V	M	15/1/87
9.9 ()	Gary Honey (59)	(3)	V	M	15/1/87

100 METRES

All Time (Electric)

10.22 (-0.4)	Gerrard Keating(62)	(5)	V	C	5/10/85
10.26 (+0.8)	Paul Narracott (59)	(1)	Q	M	6/3/84
10.34 (+1.3)	Peter Gandy (61)	(3)	N	A	11/1/82
10.34 (+1.7)	Chris Perry (59)	(4)	V	London	20/6/86
10.35 (+1.8)	Shane Naylor (67)	(1)	V	S	28/3/87
10.40 (+1.8)	Steve McBain (67)	(4)	S	S	28/3/87
10.42 (+1.8)	Bob Lay (44)	(3q)	N	Tokyo	14/10/64
10.42 (+1.4)	Graham Haskell(48)	(1h)	S/V	Christchurch	25/1/74
10.43 (+2.0)	Clayton Kearney(64)	(3a)	N	London	20/6/86
10.44 ()	Ian Campbell (57)	(2)	V	Missoula	23/4/77
10.45 (+1.7)	Bruce Frayne (58)	(1)	S/V	London	9/6/82
10.46 (+0.8)	Greg Lewis (46)	(=1a)	V	Christchurch	26/1/74
10.47 (+1.7)	Darren Clark (65)	(1)	N	M	18/3/83
10.47 (-2.2)	Peter van Miltenburg(57)	(3)	V	A	14/3/84
10.48 ()	Malcolm Hay (53)	(1)	V	Spokane	2/4/77
10.48 (-0.5)	Richard James (56)	(1)	V	S	23/3/80
10.50 (+0.6)	John Dinan (59)	(1)	V	C	6/3/86
10.51 (+1.8)	Jim Thompson (56)	(5)	T	S	28/3/87
10.51 (-0.1)	Laurie D'Arcy (47)	(1h)	NZ/V	Christchurch	25/1/74
10.54 (+0.8)	Fred Martin (66)	(1)	N	S	7/2/87
10.54 (+1.8)	Wes Hamilton (66)	(6)	Q	S	28/3/87

Manual

9.9 (+1.2)	Paul Narracott (59)	(1)	Q	B	4/1/84
10.1 ()	Gary Holdsworth(41)	(1)	V	Coeloug	9/4/67
10.1 (+0.8)	Greg Lewis (46)	(1)	V	M	11/11/72
10.1 ()	Graham Haskell (48)	(1)	S/V	S	27/10/73
10.1 ()	John Dinan (59)	(1)	V	M	19/3/85
10.2 ()	Nec Hogan (31)	(1)	Q/V	S	13/3/84
10.2 ()	Bob Lay (44)	(1)	N	M	16/2/67
10.2 ()	Phil King (46)	(1)	V	M	3/4/68
10.2 ()	Eric Bigby (40)	(1)	Q	B	9/1/71
10.2 (+0.8)	Laurie D'Arcy (47)	(2)	NZ/V	M	11/11/72
10.2 ()	Richard James (56)	(2)	V	M	10/11/73
10.2 ()	Colin McQueen (56)	(1)	V	M	21/1/78
10.2 (+1.9)	Gerrard Keating (62)	(1)	V	C	19/1/83
10.2 ()	Peter van Miltenburg(57)	(1)	V	Eugene	13/7/84
10.2 ()	Reid Fryor (66)	(2)	V	M	19/3/85

86/87 (Combined)

10.36 ()	Chris Perry (59)	(1h)	V	London	20/6/86
10.36 (+1.7)	Perry (4)	(1)	V	London	20/6/86
10.35 (+1.8)	Shane Naylor (67)	(1)	V	S	28/3/87
10.36 (+1.8)	Perry (2)	(2)	S	S	28/3/87
10.38 (+1.8)	Paul Narracott(59)	(3)	Q	S	28/3/87
10.40 (+1.8)	Steve McBain (67)	(4)	S	S	28/3/87
10.43 (+2.0)	Clayton Kearney(64)	(3a)	N	London	20/6/86
10.2m ()	Reid Fryor (66)	(1)	V	M	13/12/86
10.45 ()	Gerrard Keating(62)	(1)	V	Lapinlahti	22/6/86
10.46 (+1.7)	Kearney (5)	(5)	V	London	21/6/86
10.47 (-0.6)	Keating (3)	(3)	V	Stockholm	1/7/86
10.48 (+1.5)	Kearney (2)	(2)	V	Belfast	27/6/86
10.49 (+1.4)	Keating (4)	(4)	V	Oslo	5/7/86
10.50 ()	Keating (2)	(2)	V	Innsbruck	18/6/86
10.51 (+1.7)	McBain (5a)	(5a)	V	Athens	17/7/86
10.51 (+1.8)	Jim Thompson (56)	(5)	T	S	28/3/87
10.54 (+0.8)	Fred Martin (66)	(1)	N	S	7/2/87
10.54 (+1.8)	Wes Hamilton (66)	(6)	Q	S	28/3/87
10.3m ()	Robert Stone (65)	(1)	V	M	27/11/86
10.56 (+1.8)	Steve Saunders(66)	(7)	N	S	28/3/87
10.60 (+1.9)	David Dworjanyyn(68)	(1a)	N	S	28/2/87
10.61 (+1.8)	John Dinan (59)	(6a)	V	London	20/6/86

10.62 (+0.8)	Peter Gandy (61)	(2)	N	S	7/2/87
10.64 ()	Danny Mullany (64)	(1)	Q	B	28/2/87
10.4m ()	Peter O'Dwyer (66)	(1)	M	P	28/2/87
10.67 ()	Peter Donovan (57)	(1)	Q	B	15/11/86
10.67 (+1.0)	Darren Clark (65)	(1h)	N	S	21/2/87
10.70 (+1.2)	Mark Garner (69)	(1)	M	S	13/12/86
10.74 ()	Lynten Johnson (70)	(2)	Q	B	15/11/86
10.5m ()	Andrew Taylor (65)	(1)	V	M	11/10/86
10.5m ()	Robbie McLeod (69)	(2)	V	M	27/11/86
10.5m ()	Rod Gebert (68)	(3)	V	M	27/11/86
10.5m ()	Mark Climpson (63)	(4)	V	M	27/11/86
10.5m (-3.3)	Gary Minihan (62)	(1)	V	M	29/11/86
10.5m ()	Andrew Taylor (67)	(1)	V	M	13/12/86
10.5m ()	Peter van Miltenburg(57)	(2)	V	M	8/1/87
10.5m (+0.9)	Glenn Chapman(63)	(2)	V	M	18/3/87
10.75 (+0.4)	Tom Sweeney (64)	(2h)	V	S	28/2/87
10.77 (+0.5)	Paul Stenhouse()	(2h)	N	S	21/2/87
10.79 (+1.2)	Troy Bennett (69)	(2)	T	S	13/12/86
10.84 (-0.3)	David Culbert (67)	(2)	V	M	21/2/87
10.6m ()	Snss Mainwright(62)	(1)	M	P	8/11/86
10.6m ()	Peter Cracknell(66)	(1)	V	M	18/11/86
10.6m ()	Paul Mahady (60)	(5)	V	M	27/11/86
10.6m ()	Gary Honey (59)	(1)	V	M	13/12/86
10.6m (+1.3)	George Kokkotas(68)	(2)	N	S	3/1/87
10.6m (+0.9)	Mark Jansen ()	(2)	N	S	3/1/87
10.6m (+0.9)	Tim Jenner (65)	(3)	N	S	3/1/87
10.6m ()	Peter Foassy (59)	(dec)	V	A	24/1/87
10.6m ()	Neil Honey (63)	(1h)	V	C	6/3/87
10.85 ()	Brad Miers (66)	(2)	Q	B	28/2/87
10.86 (+1.0)	Tim Jackson (69)	(1)	N	S	21/2/87
10.88 (+1.8)	Mark Carter (69)	(2)	M	S	18/10/86
10.89 (+0.8)	Clun Rosen (64)	(4)	M	S	7/2/87
10.89 (+1.3)	Bill McKechnie ()	(6)	Q	B	7/3/87
10.90 (+0.8)	Peniaku Loloa (68)	(5)	N	S	7/2/87
10.91 (0.0)	Miles Murphy (67)	(3h)	N	Rhede	2/7/86
10.91 (+0.7)	Mark Rosenberg(62)	(1)	N	S	7/2/87

Wind Assisted

10.29 (+2.9)	Perry (2a)	(2a)	London	20/6/86
10.36 (+3.3)	Clark (1a)	(1a)	S	28/2/87
10.37 (+2.9)	Keating (2a)	(2a)	Lappeenranta	26/6/86
10.38 (+3.2)	McBain (1a)	(1a)	S	28/3/87
10.40 (+3.3)	Dworjanyyn (2)	(2)	S	28/2/87
10.43 (+4.2)	Garner (2)	(2)	S	29/3/87
10.46 (+2.5)	Stone (1)	(1)	Hamilton NZ	28/1/87
10.48 (+3.3)	Fryor (3)	(3)	S	28/2/87
10.47 (+3.3)	Martin (4a)	(4a)	S	28/2/87
10.47 (+3.3)	Hamilton (4a)	(4a)	S	28/2/87
10.49 (+3.3)	Saunders (6)	(6)	S	28/2/87
10.49 (+2.4)	Thompson (3a)	(3a)	S	28/3/87

200 METRES

All Time (Electric)

20.06 (+0.9)	Peter Norman (42)	(2)	V	Mexico City	16/10/68
20.19 (+1.6)	John Dinan (59)	(1)	V	C	6/3/86
20.48 (+0.5)	Fred Martin (66)	(1)	N	B	3/2/85
20.49 (0.0)	Darren Clark (65)	(1)	N	S	12/11/83
20.52 (+0.6)	Greg Lewis (46)	(5a)	V	Mexico City	16/10/68
20.59 (-0.5)	Bruce Frayne (58)	(1)	S/V	C	21/12/80
20.64 ()	Clayton Kearney(64)	(2)	N	Seoul	14/9/85
20.65 (+0.4)	Paul Narracott (59)	(4)	Q	B	7/10/82
20.66 (+0.7)	Peter Gandy (61)	(2)	N	Auckland	24/1/81
20.69 (+2.0)	Peter van Miltenburg(57)	(1)	V	M	6/3/84
20.69 (+1.9)	Robert Stone (65)	(2)	V	Hamilton	28/1/87
20.76 (+0.3)	Miles Murphy (67)	(1h)	N	C	21/2/86
20.91 (+1.0)	Richard Hopkins(54)	(6a)	S	Champaign	4/6/77
20.97 (+1.2)	Peter Fitzgerald(53)	(1)	V	Auckland	19/3/77
21.04 ()	Gerrard Keating(62)	(2)	V	Innsbruck	18/6/86
21.05y(0.0)	Gary Eddy (45)	(4)	V	Kingston	11/8/66
21.06 (-0.3)	Mark Garner (69)	(1)	N	C	20/1/87
21.08 ()	Don Wright (59)	(1)	Q	Frowa	25/3/78
21.08 (+1.6)	Brett Leavy (65)	(1)	Q	Walnut	28/4/84
21.09 (-3.0)	Colin McQueen (56)	(1)	V/Q	Perth	24/3/79

Manual

20.2 ()	Peter Norman (42)	(1)	V	Mexico City	5/10/68
20.3 (+1.7)	Peter Gandy (61)	(1)	N	B	11/1/81
20.4 ()	Paul Narracott(59)	(1)	Q	B	25/2/79
20.4 (-0.5)	Bruce Frayne (58)	(1)	S/V	C	21/12/80
20.6y ()	Jim Carlton (09)	(1)	N	S	16/1/32
20.5 ()	Greg Lewis (46)	(2)	V	S	24/3/68
20.5 (+2.0)	Peter Fitzgerald (53)	(1)	V	M	16/12/76
20.6 ()	Barry Besanko (56)	(2)	V	B	27/2/77
20.6 ()	Colin McQueen (56)	(1)	V/Q	B	14/2/79

20.6 ()	Richard James (56) (2)	V	S	30/12/79	45.21	Bruce Frayne (58) (5S)	S/V	Los Angeles	6/8/84	
20.6 ()	Peter van Miltenburg (57)	(1)	V	M	26/1/84	45.42	Miles Murphy (67) (1)	N	S	28/3/87
20.6 (+2.0)	Fred Martin (66) (1)	N	S	29/1/84	45.61	Ross Wilson (50) (2)	Q	Edinburgh	23/7/70	
20.6 ()	Darren Clark (65) (1)	N	S	9/1/85	45.65	Gary Minihan (62) (1)	V	M	20/3/83	
20.8y ()	Gary Eddy (45) (1q)	V	Kingston	8/8/86	45.73	Robert Stone (65) (2)	V	S	28/3/87	
20.7 ()	Phil King (46) (3)	V	S	24/3/88	45.7m	Steve Longden-Gee (53)	(1)	N	M	17/12/74
20.7 ()	Gary Holdsworth(41)(4)	V	S	24/3/88	45.7m	John Higham (51) (2)	V	M	18/2/78	
20.7 ()	Bruce Weatherlake(50)	(1)	N	S	21/2/70	45.86	Colin McQueen (56) (1)	V/Q	P	23/3/79
20.7 ()	Richard Hopkins(54)	(1)	S	Murfreea-borough	6/5/78	45.98	David Johnston (61)(3)	N	C	6/3/86
20.7 ()	Ross Hawthorne (59)(1)	N	S	25/2/79	46.10	Alan Ocolins (64) (1)	N	S	23/2/85	
20.7 (-3.3)	John Dinan (59) (1)	V	M	11/2/86	46.11	Bruce Field (47) (Ag)	V	Christchurch	26/1/74	
					46.0m	Jim O'Sullivan (56)(1)	Q	B	10/2/79	
					46.19	Mark Rosenberg (62)(1)	N	C	20/1/87	
					46.22	John Fleming (59) (1)	V	C	20/12/80	
					46.22	Greg Parker (60) (4a)	W	B	4/10/82	
					46.32	Peter Vassella (41)(7)	N	Tokyo	19/10/64	
					46.5y	Gary Eddy (45) (1)	V	M	1/2/65	
					46.2m	Peter Grant (54) (1h)	V	M	18/3/76	
					46.44	Kevan Gosper (33) (4a)	V	M	29/11/56	
					46.3m	Peter Fitzgerald(53)(1)	V	M	1/9/74	
86/87 (Combined)										
20.67 (+1.4)	Clayton Kearney(64)(4)	N	London	21/6/86	46.5y					
20.68 (+1.9)	Darren Clark (65) (1)	N	Hamilton	28/1/87	46.2m					
20.69 (+1.9)	Robert Stone (65) (2)	V	Hamilton	28/1/87	46.44					
20.71 ()	Kearney (1)	Cork	8/7/86	46.3m						
20.80 (+1.0)	Fred Martin (66) (1)	N	S	8/1/87						
20.81 (+0.1)	John Dinan (59) (2)	V	Hechtel	5/7/86	1986/87					
20.81 (-1.3)	Dinan (2)	London	12/7/86	44.72		Darren Clark (65) (6)	N	Zurich	13/8/86	
20.84 (+1.1)	Stone (1)	M	21/2/87	44.94		Clark (1)	London	21/6/86		
20.87 ()	Dinan (1)	C	7/3/87	44.99		Clark (1)	London	12/7/86		
20.88 (+1.0)	Miles Murphy (67) (2)	N	S	18/1/87	45.08	Clark (1)	Oslo	5/7/86		
20.90 (+1.4)	Kearney (1)	Belfast	27/6/86	45.18		Clark (2)	Lausanne	2/9/86		
20.92 (-1.6)	Clark (3)	Gateshead	5/8/86	45.22		Clark (1)	S	28/2/87		
20.95 (0.0)	Dinan (1)	Belfast	10/6/86	45.29		Clark (1)	P	24/1/87		
20.96 (+0.8)	Dinan (2)	Brussels	13/7/86	45.42		Miles Murphy (67) (1)	N	S	28/3/87	
21.04 ()	Gerrard Keating(62)(2)	V	Innsbruck	18/6/86	45.43	Clark (1)	Auckland	31/1/87		
21.06 (-0.3)	Mark Garner (69) (1)	N	C	20/1/87	45.46	Clark (5)	Brussels	5/9/86		
21.19 (-)	Paul Narracott(59) (1)	Q	B	21/2/87	45.52	Clark (3)	Birmingham	19/8/86		
21.21 (-0.2)	Steve McRae (67) (q)	S	Athens	18/7/86	45.59	Murphy (1)	C	14/3/87		
21.0m (+1.7)	Gary Minihan (62) (1)	V	M	25/11/86	45.80	Murphy (1)	P	22/1/87		
21.25 (+1.1)	Peter van Miltenburg(57)	(3)	V	M	21/2/87	45.64	Murphy (1)	Athens	18/7/86	
					45.66	Clark (1)	Brussels	13/7/86		
21.30 ()	Danny Mullany (64) (2)	Q	B	21/2/87	45.73	Robert Stone (65) (2)	V	S	28/3/87	
21.31 ()	Mark Rosenberg(62) (4)	N	C	7/3/87	45.87	Gary Minihan (62) (3)	V	S	28/3/87	
21.33 ()	Brad Miers (66) (3)	Q	B	21/2/87	46.19	Mark Rosenberg(62) (1)	N	C	20/1/87	
21.36 (+0.3)	Reld Pryor (66) (2)	V	C	20/1/87	46.50	Bruce Frayne (58) (1)	S	Brussels	13/7/86	
21.36 ()	Peter Gandy (61) (5)	N	C	7/3/87	46.72	Peter Stubbs (61) (4)	V	S	28/3/87	
21.39 (+1.1)	Bruce Frayne (58) (2)	S	Vught	6/7/86	47.04	Ken Gordon (62) (4)	Q	S	4/4/87	
21.45 ()	Wes Hamilton (66) (2)	Q	B	8/3/87	47.13	David Johnston(61) (3h)	N	Edmonton	26/7/86	
21.50 (-0.1)	Jim Thompson (56) (2)	T	C	14/3/87	47.13	Alan Ocolins (62) (4)	N	S	28/2/87	
21.3m ()	Peter Stubbs (61) (1)	V	M	5/3/87	47.1m	Peter van Miltenburg (57)	(1)	V	M	
21.57 (+0.7)	Troy Bennett (69) (2)	T	S	28/3/87	47.26	Anthony Bond (66) (3)	A	C	5/2/87	
21.58 (+0.7)	Chris Davis (68) (3)	N	S	28/3/87	47.29	Brad Miers (66) (7)	Q	S	28/3/87	
21.61 ()	Lynett Johnson(70) (1)	Q	B	22/11/86	47.2m	Kevin Oakley (64) (1)	V	M	15/11/86	
21.64 (+0.5)	David Johnston(61) (5)	N	Brussels	13/7/86	47.3m	Keiran Finn () (1)	Ire/W	P	28/2/87	
21.4m ()	Kevin Oakley (64) (1)	V	M	7/2/87	47.45	Paul Grigg (60) (2)	A	C	20/1/87	
21.68 (+0.7)	George Kokkotas(68)(4)	N	S	28/3/87	47.63	Stephen Perry (71) (3)	N	C	20/1/87	
21.71 ()	Peniaku Lolos (68) (3)	N	S	14/2/87	47.5m	Paul Cordera (66) (1)	S	A	6/12/86	
21.74 (+0.6)	Brett Leavy (65) (2)	Q	B	8/11/86	47.5m	Shane Lawson (62) (1)	V	M	18/3/87	
21.74 ()	David Shuttleton() (4)	Q	B	21/2/87	47.65	George Kokkotas(68)(4)	N	C	20/1/87	
21.5m ()	Nell Maguire(61)(1)	V	M	20/12/86	47.67	Pat Keane (61) (5)	N	S	28/2/87	
21.77 ()	Anthony Bond (66) (1)	A	C	14/2/87	47.80	Damien Czinner(65) (5)	N	C	20/1/87	
21.78 ()	M. McFadden () (3)	Q	B	22/11/86	47.80	Steve Shirley (63) (4)	Q	B	7/3/87	
21.78 (-0.1)	David Culbert (67) (3)	V	C	20/1/87	47.82	Dolph Francis (67) (1)	Q	B	7/3/87	
21.80 (+1.0)	D. Turnbull () (4)	N	S	18/1/87	47.7m	Chris Rogers (61) (1)	N2/V	M	3/2/87	
21.6m ()	Peter Cracknell(66)(1)	V	M	18/11/86	47.7m	John Pasini (68) (2)	W	P	28/2/87	
21.6m ()	Robbie McLeod (69) (2)	V	M	27/11/86	47.7m	Darren Wright (65) (3)	W	P	28/2/87	
21.6m ()	Bruce Smith (58) (2)	V	M	7/2/87	47.8m	Charles Clark (61) (1)	V	M	5/3/87	
21.86 ()	Paul Grigg (60) (6)	A	C	7/3/87	48.11	Peter Bubner (61) (2)	S	A	7/3/87	
21.86 (+0.7)	Ken Gordon (62) (5)	Q	S	4/4/87	48.0m	Paul Dyett (63) (3)	V	M	20/1/87	
21.88 (+0.8)	Andrew Taylor (68) (3h)	V	S	27/3/87	48.17	Gameron Orr (68) (1)	V	M	21/2/87	
21.91 ()	D. Sharp () (5)	Q	B	21/2/87	48.22	Richard Russell() (4)	W	P	22/1/87	
21.92 ()	Andrew Taylor (65) (1)	V	M	14/5/86	48.1m	Sean Simpson (68) (2)	V	M	8/1/87	
21.7m ()	P. Geolz () (2)	V	M	18/11/86	48.1m	Damian McRostie(64)(1)	V	M	5/2/87	
21.7m ()	Mark Climpson (63) (3)	V	M	27/11/86	48.32	John Cunningham(66)(6)	Q	C	20/1/87	
21.7m ()	Rod Gebert (68) (4)	V	M	27/11/86	48.38	Geoff Sayer (68) (1)	N	S	15/11/86	
21.7m ()	Mac Webster (60) (2)	V	M	2/12/86	48.3m	Chris Sideridis() (5)	V	M	18/3/87	
21.7m ()	Michael Benoit(62) (1)	V	Geelong	10/1/87	48.48	Peter Cracknell(66)(2h)	V	M	19/2/87	
21.7m (+0.6)	Pat Keane (61) (1)	N	S	31/1/87	48.53	Mark Hipworth () (1h)	V	M	19/2/87	
21.7m ()	Shane Naylor (67) (2)	V	M	7/2/87	48.53	Geoff Culbert (68) (2)	V	M	21/2/87	
21.7m ()	Andrew Douglas(65) (3)	V	M	7/2/87	48.56	Paul Anderson (62) (dec)	V	A	13/3/87	
Wind Assisted										
20.69 (+4.0)	Dinan (1)	S	29/3/87							
21.14 (+4.0)	van Miltenburg(3)	S	29/3/87							
21.1m (+2.5)	Gandy (1)	S	31/1/87							
400 METRES										
All Time (Combined)										
44.72	Darren Clark (65) (6)	N	Zurich	13/8/86	1.44.40	Ralph Doubell (45) (1)	V	Mexico City	15/10/68	
44.84	Rick Mitchell (55) (2)	V	Moscow	30/7/80	1.44.78	Peter Bourke (58) (1)	V	B	20/3/82	
					1.45.36	Bill Hooker (49) (3)	V	London	14/7/73	
					1.45.6e	John Higham (51) (1)	V	Auckland	20/3/77	
					1.45.4m	Paul Gilbert (60) (1)	N	M	22/3/84	
					1.45.74	Mike Hillardt (61) (1)	Q/V	M	19/3/83	
800 METRES										
All-Time										

1.45.74	Pat Scammell (61) (2)	N/V	Burnaby	16/7/84	2.26.79	Tony Wilson () (4)	V	M	15/1/87
1.46.9y	Noel Clough (37) (1)	V	Kingston	8/8/86	2.27.89	Andrew Elliott (67)(5)	V	M	15/1/87
1.46.3e	Peter Watson (47) (3)	W	Christchurch	20/1/74	2.27.99	Ken Green (60) (6)	V	M	15/1/87
1.46.42	Brett Crew (62) (4)	Q	M	13/10/82	2.28.43	David Haigh (69) (7)	V	M	15/1/87
1.46.5m	Graeme Rootham (48)(1)	N	P	26/3/72					
1.47.3y	Herb Elliott (38) (1)	W/V	London	4/8/58					
1.46.6m	Mike Willis (55) (2)	V	M	15/1/81					
1.46.7m	Chum Darvall (57) (2)	N	B	18/3/78					
1.46.72	Ian Gaudry () (1)	N	C	20/1.87					
1.46.86	Paul Schnyder (62) (2)	V	M	3/3/85					
1.46.90	Alan Ozolins (64) (2)	N	M	20/3/86					
1.47.0m	Chris Fisher (49) (1)	S	Oso	14/7/71					
1.47.18	Matt Favier (65) (2)	Q	S	24/2/85					
1.47.26	Rob McVicar (60) (4)	N	S	22/1/84					

1986/87

1.45.86	Pat Scammell (61) (4)	V	Edinburgh	31/7/86
1.46.08	Scammell (6)		Hengelo	27/6/86
1.46.6m	Scammell (1)	M		5/2/87
1.46.72	Ian Gaudry () (1)	N	C	20/1/87
1.46.87	Scammell (3)		Furth	15/6/86
1.46.90	Gaudry (1)	C		14/2/87
1.47.2m	Peter Bourke (58) (2)	V	M	5/2/87
1.47.30	Scammell (4)		London	12/9/86
1.47.4m	Mike Hilliard (61) (3)	V	M	5/2/87
1.47.61	Alan Ozolins (64) (2)	N	C	14/2/87
1.47.75	Scammell (1)		Brussels	13/7/86
1.47.92	Bourke (1)	C		14/3/87
1.48.0m	Barry Acres (65) (1)	W	P	1/3/87
1.48.01	Gaudry (2)	C		14/3/87
1.48.03	Ozolins (4)		Belfast	27/6/86
1.48.3m	Chris Banger (60) (1)	V	M	18/3/87
1.48.57	Martin Bannink(64) (2)	V	C	20/1/87
1.48.82	Paul Schnyder (62) (2h)	V	M	19/2/87
1.49.0m	Kieran Finn () (2)	ire/W	P	1/3/87
1.49.4m	Peter Stubbs (61) (2)	V	M	25/11/86
1.49.4m	Damian Clancy (60) (5)	V	M	5/2/87
1.49.44	Matt Favier (65) (4)	Q	C	20/1/87
1.49.5m	Des Ryan (60) (2)	V	M	18/3/87
1.49.7m	Laurie Dalton (68) (6)	V	M	5/2/87
1.49.7m	Greg van der Sanden(58)			
1.49.9m	Shane Lawson (62) (1)	V	M	5/3/87
1.50.0m	Dean Taylor (59) (3)	W	P	1/3/87
1.50.07	Simon Doyle (66) (2h)	Q	S	28/3/87
1.50.26	Peter Hepworth(67) (5)	N	C	20/1/87
1.50.3m	Gerard Ryan (60) (3)	V	M	8/1/87
1.50.32	Robert Wright (59) (3)	A	C	14/3/87
1.50.35	Michael Trinca(62) (4)	N	C	14/3/87
1.50.7m	Gary Nevis (67) (3)	V	M	24/1/87
1.50.7m	Robert Fregon (63) (2)	V	M	5/3/87
1.50.75	Stephen Smart (70) (2)	N	S	22/11/86
1.50.81	Cameron Orr (68) (2h)	V	M	16/7/86
1.50.9m	Ken Gordon (62) (1)	Q	M	8/11/86
1.50.9m	Glen Ritchie () (3)	N	S	1/3/87
1.50.95	Alan Stacey (63) (3)	N	S	22/11/86
1.51.0m	Andrew McClintock(67)			
1.51.1m	Dean Paulin (67) (1)	V	M	18/3/87
1.51.1m	Stuart Atkman(62) (4)	N	S	1/3/87
1.51.16	Mark Hipworth (60) (4h)	V	M	19/2/87
1.51.27	Shayne Martin (68) (2)	S	S	28/3/87
1.51.4m	Andrew Elliott(67) (3)	V	M	5/3/87
1.51.9m	Andrew Lloyd (59) (2)	N	C	8/11/86
1.51.9m	Murray Chaliker (68)(2)	A	C	7/1/87
1.51.9m	Craig Logan (62) (3)	V	M	3/3/87
1.52.03	P. Wood () (4)	T	C	14/2/87
1.52.2m	Guy Watson (62) (1)	V	M	25/11/86
1.52.2m	Kevin Taylor (61) (5)	V	M	5/3/87
1.52.3m	David Lightfoot() (7)	N	S	1/3/87
1.42.4m	Angus Dobie (64) (1)	V	M	9/12/86
1.52.4m	David Birch (68) (6)	V	M	5/3/87
1.52.47	Rence Paten (67) (1h)	V	M	19/2/87
1.52.5m	Mike Willis (55) (5)	V	M	25/11/86
1.52.5m	Guy Debelie () (1)	S	A	29/11/86
1.52.60	Bayden Coddard (67)(6)	Q	C	20/1/87
1.52.70	Dean Kenneally () (2)	A	C	1/3/87

1000 METRES

1986/87				
2.20.24	Mike Hillardt (62)(2)	V	Birmingham	18/7/86
2.21.21	Peter Bourke (58) (1)	V	M	15/1/87
2.21.27	Bourke (5)		Gateshead	5/8/86
2.22.27	Bourke (8)		Birmingham	18/7/86
2.23.34	Damian Clancy(60) (2)	V	M	15/1/87
2.26.42	Robert Fregon (63) (3)	V	M	15/1/87

1500 METRES

All-Time

3.33.39	Mike Hillardt (61) (4)	Q/V	Berlin	23/8/85
3.34.22	Graham Crouch (48) (5)	V	Christchurch	2/2/74
3.35.6e	Herb Elliott (38) (1)	W/V	Rome	6/9/60
3.36.4m	Pat Scammell (61) (2)	N/V	M	5/3/87
3.36.4m	Peter Bourke (58) (1)	V	M	5/3/87
3.36.6m	Ken Hall (51) (-)	V	Goteborg	12/8/75
3.37.36	Steve Foley (57) (3)	V	Zurich	15/8/79
3.39.23	Andrew Lloyd (59) (2)	N	S	29/3/87
3.39.5m	Chris Fisher (49) (1)	S	Dalo	3/8/71
3.39.57	Gerard Ryan (60) (8)	V	Dalo	27/7/85
3.39.89	David Forbes (60) (5)	N	S	11/3/84
3.39.92	David Fitzsimons (50)(5h)	S	Christchurch	31/1/74
3.39.9m	Peter Watson (47) (1)	W	S	23/3/68
3.39.9m	Peter Fuller (49) (1)	V	M	11/3/76
3.39.98	Randal Markey (55) (5)	T	Philadelphia	5/6/76
3.40.13	Wayne Dyer (58) (4)	V	M	6/3/84
3.40.7m	Tony Williams (49) (2)	V	M	15/12/71
3.41.2m	Paul Grinstead (57) (2)	V	S	23/3/80
3.41.3m	Alan Robinson (36) (3)	N	S	23/3/68
3.41.4m	Chris Banger (60) (3)	V	M	5/3/87

1986/87

3.34.51	Mike Hillardt (62) (1)	V	Stockholm	1/7/86
3.34.68	Hilliardt (2)		Paris	22/7/86
3.34.7m	Hilliardt (1)		M	18/3/87
3.36.22	Hilliardt (1)		Byrkjelo	28/6/86
3.36.4m	Peter Bourke (58) (1)	V	M	5/3/87
3.36.4m	Pat Scammell (61) (2)	V	M	5/3/87
3.36.89	Bourke (1)		Brussels	13/7/86
3.37.59	Hilliardt (1)		S	29/3/87
3.39.23	Andrew Lloyd (59) (2)	N	S	29/3/87
3.39.41	Scammell (3)		Oslo	5/7/86
3.39.43	Bourke (3)		S	29/3/87
3.39.7m	Scammell (1)		M	3/2/87
3.40.94	Scammell (1)		M	22/2/87
3.41.31	Gary Staines () (1)	GB/N	C	14/3/87
3.41.4m	Chris Banger (60) (3)	V	M	5/3/87
3.41.83	Colin Dalton (66) (2)	N	C	14/3/87
3.42.51	Gerard Ryan (60) (3)	V	C	14/2/87
3.44.14	Ian Gaudry (64) (2)	N	S	4/4/87
3.44.3m	Simon Doyle (66) (1)	Q	B	25/2/87
3.44.4m	Angus Dobie (64) (4)	V	M	5/3/87
3.44.8m	Ken Green (60) (5)	V	M	5/3/87
3.45.1m	Glen Ritchie () (1)	N	C	29/11/86
3.45.2m	Rence Paten (67) (4)	V	M	3/2/87
3.45.36	David Lightfoot(65)(2)	N	C	15/2/87
3.45.4m	Damian Clancy (60) (5)	V	M	3/2/87
3.45.4m	Sean Quilty (66) (6)	V	M	5/3/87
3.46.3m	Malcolm Horwood(64)(1)	V	M	15/11/86
3.47.0m	Pat Kaufman (58) (7)	V	M	5/3/87
3.47.31	Stuart Atkman (62) (2h)	N	S	21/2/87
3.47.71	Gerard Barrett (56)(5)	A	C	14/3/87
3.47.8m	Paul Schnyder (62) (2)	V	M	20/1/87
3.48.0m	Wayne Dyer (58) (2)	V	M	2/12/86
3.48.15	David Probes (60) (3)	N	S	28/2/87
3.48.2m	Peter Reddan (67) (8)	V	M	5/3/87
3.48.4m	Dean Paulin (67) (2)	V	M	18/3/87
3.48.56	Jamie Harrison (63)(2h)	N	S	21/2/87
3.48.79	Peter Hutton (56) (3h)	N	S	21/2/87
3.48.84	Peter Hepworth (67)(4)	N	S	21/2/87
3.49.0m	Tony Ford (67) (3)	Q	C	29/11/86
3.49.18	Geoff Bruce (62) (4)	N	S	28/2/87
3.49.2m	Steve Hore (62) (6)	V	M	3/2/87
3.49.3m	Tim Pugh (65) (4)	Q	M	2/12/86
3.49.47	Michael Inwood (65)(1)	Q	B	15/11/86
3.49.6m	Martin Bannink (64)(1)	V	M	8/1/87
3.49.90	Ray Bryant (60) (1)	S	A	28/2/87
3.49.9m	Laurie Dalton (68) (3)	V	M	10/2/87
3.50.0m	Adam Hoyle (63) (2)	V	M	8/1/87
3.50.01	Mike Donnelly () (3)	N	S	6/12/86
3.50.1m	John Walsh (64) (3)	V	M	20/1/87
3.50.12	Far Carroll (61) (2)	Q	B	15/11/86
3.50.18	David Graham (67) (2)	S	A	28/2/87
3.50.3m	Mark Boucher (62) (4)	V	M	10/2/87
3.50.33	Graham Harning () (5h)	N	S	21/2/87
3.50.58	Brandon Hewitt (64)()	S	A	28/2/87
3.50.5m	Marcus Clarke (61)(3)	V	M	8/1/87

Indoors

3.39.77	Hilliardt (5)		Indianapolis	7/3/87
---------	---------------	--	--------------	--------

1 MILEAll-Time

3:51.82	Mike Hillardt (61) (1)	Q/V	Koblenz	28/8/85
3:54.5m	Herb Elliott (38) (1)	W/V	Dublin	6/8/58
3:55.2m	Ken Hall (51) (2)	V	Goteborg	12/8/75
3:55.2m	Pat Scammell (61) (3)	V	Wanganui	13/2/85
3:55.59	Graham Crouch (48) (3)	V	Stockholm	1/7/74
3:55.9m	Merv Lincoln (37) (2)	V	Dublin	6/8/58
3:56.59	Steve Foley (57) (2)	V	Dublin	10/7/79
3:56.8m	Peter Fuller (49) (2)	V	M	9/1/74
3:57.3m	Chris Fisher (40) (1)	S	El Paso	18/5/75
3:57.79	Steve Austin (51) (5)	V	M	14/1/82
3:57.9m	John Landy (30) (1)	V	Turku	21/6/54
3:58.0m	Peter Watson (47) (2)	M	Victoria	7/7/73
3:58.0m	Peter Bourke (58) (1)	V	M	17/12/81
3:58.2m	Paul Grinstead (57) (2)	V	N	17/12/81
3:58.3m	Albie Thomas (35) (1)	N	H	21/3/64
3:58.6m	Jim Bailey (29) (1)	N	Los Angeles	5/3/56
3:59.64	Mark Arens (82) (5)	S	A	13/3/82
3:59.8m	Tony Benson (42) (3)	V	M	18/3/71
3:59.81	Keith Wheeler (43) (6)	W	Kingston	13/8/66
4:00.0m	John Sheehan (58) (3)	V	M	17/12/81

1986/87

3:57.46	Pat Scammell (61) (4)	V	Barcelona	16/7/86
3:58.35	Mike Hillardt (61) (1)	V	P	24/1/87
3:59.54	Peter Bourke (58) (1)	V	London	12/7/86
4:00.58	Hillardt (8)		Oslø	5/7/86
4:02.50	Chris Banger (60) (1)	V	M	18/12/86
4:02.55	Wayne Dyer (58) (2)	V	M	18/12/86
4:04.08	David Graham (67) (3)	S	M	18/12/86
4:05.25	Glen Eitchie () (1)	N	A	26/1/87
4:05.56	Gerard Ryan (60) (2)	V	A	26/1/87
4:06.10	Colin Dalton (66) (3)	N	A	26/1/87
4:06.4m	Gerard Barrett(56) (1)	A	C	15/11/86
4:06.6m	Barry Greig (62) (4)	V	M	18/12/86
4:06.75	Kim White (66) (3)	W	P	24/1/87
4:08.97	Steve Austin (51) (5)	V	M	18/12/86
4:09.2m	David Lightfoot(65) (1)	N	S	21/1/87
4:09.2m	David Forbes (60) (2)	N	S	21/1/87
4:09.28	Sean Quilty (66) (6)	V	M	18/12/86
4:09.8m	Craig Logan (62) (1)	V	M	15/1/87
4:10.34	Ray Bryant (60) (5)	S	A	26/1/87
4:10.35	Greg van der Sanden(58) (4)	M	F	24/1/87
4:10.7m	Russell Foley (60) (2)	T	H	6/1/87

Indoors

3:58.61	Hillardt (4)		San Diego	22/2/87
---------	--------------	--	-----------	---------

3000 METRESAll-Time

7:47.2m	Ron Clarke (37) (1)	V	Vaeteras	27/6/67
7:48.74	Dave Fitzsimons(50)(2)	S	Goteborg	6/7/78
7:48.8m	Gerard Barrett (56)(1)	Q	B	29/11/78
7:50.2m	Tony Benson (42) (1)	V	M	2/1/71
7:50.4m	Kerry O'Brien (46) (2)	S	M	2/1/71
7:52.17	Mike Hillardt (61) (3)	Q/V	Budapest	20/8/84
7:53.4m	Steve Foley (57) (1)	V	B	1/3/81
7:53.8m	John Coyle (41) (2)	V	Geelong	26/1/86
7:54.4m	Steve Austin (51) (2)	V	B	1/3/81
7:54.65	Andrew Lloyd (59) (2)	N	Burnaby	18/6/85
7:55.8m	Graham Crouch (48) (4)	V	Lyngby	15/8/73
7:56.3m	Gerard Ryan (60) (1)	V	C	16/11/85
7:56.8m	Ken Hall (51) (2)	V	M	15/11/77
7:57.4m	Bill Scott (52) (5)	V	Eachweiler	4/6/75
7:58.0m	Karry Pearce (46) (2)	V	Oslø	14/7/71
7:58.3m	John Andrews (58) (2)	N	C	11/2/84
8:00.51	Pete Hutton (56) (6)	N	S	22/1/84
8:00.5m	Ray Bryant (60) (1)	S	A	14/1/87
8:00.6m	Robert de Castella (57) (4)	V/A	C	11/2/84
8:00.8	Malcolm Norwood(64)(1)	V	M	27/11/86

1986/87

8:00.5m	Ray Bryant (60) (1)	S	A	14/1/87
8:00.8m	Malcolm Norwood(64)(1)	V	M	27/11/86
8:01.53	Steve Monaghan(62)(4)	V	Brussels	13/7/86
8:02.3m	Peter Brett (62) (2)	S	A	14/1/87
8:04.0m	Gerard Barrett(56) (1)	A	C	13/12/86
8:05.7m	Danny Boltz (62) (2)	N	C	13/12/86
8:05.9m	Andrew Lloyd (59) (1)	N	C	15/11/86
8:06.0m	Gerard Ryan (60) (2)	V	C	15/11/86
8:06.0m	David Graham (67) (3)	S	A	14/1/87
8:09.3m	Rob de Castella(57)(2)	A	C	14/1/87
8:09.6m	Michael Inwood(65) (1)	Q	B	7/1/87

8:11.36	Tony Ford (67) (1)	Q	M	18/12/86
8:11.7m	Graham Clews (58) (3)	A	C	14/1/87
8:14.0m	Pat Carroll (61) (2)	Q	B	7/1/87
8:15.4m	Steven Tagg () (2)	Q	B	29/11/86
8:16.6m	Brendon Hewitt(64) (4)	S	A	14/1/87
8:16.6m	Jason Agosta (67) (2)	V	M	18/12/86
8:17.0m	Kim White (66) (1)	W	P	31/1/87
8:18.6m	Jeff Coole (53) (1)	V	M	8/1/87
8:21.0m	Jim Mack (58) (5)	S	A	15/1/87

5000 METRESAll-Time

13:16.6m	Ron Clarke (37) (1)	V	Stockholm	5/7/66
13:17.42	Dave Fitzsimons(50)(3)	S	Dusseldorf	4/9/77
13:22.1m	Steve Austin (51) (7)	V	Oslø	15/7/80
13:23.37	Gerard Barrett (56)(1)	Q	Christchurch	20/1/79
13:23.8m	Bill Scott (52) (1)	V	M	23/1/80
13:31.2m	Ken Hall (51) (4)	V	Christchurch	19/1/80
13:32.4m	Graham Crouch (48) (1)	V	M	4/2/76
13:32.95	Andrew Lloyd (59) (1)	N	M	31/1/85
13:34.2m	Chris Wardlaw (50) (5)	V	M	3/2/77
13:34.3m	Robert de Castella(57) (1)	V/A	M	12/11/81
13:35.8m	John Berringham(51)(2)	V	M	4/2/76
13:36.02	Malcolm Norwood(64)(1)	V	M	20/3/86
13:36.2m	Tony Benson (42) (1)	V	Stockholm	7/7/71
13:37.2m	Kerry O'Brien (46) (1)	S	M	12/3/70
13:37.6m	John Coyle (41) (2)	V	Geelong	18/1/66
13:38.31	Mike Hillardt (61) (1)	V	M	2/12/86
13:38.78	Gerard Ryan (60) (2)	V	M	2/12/86
13:40.2m	Bruce Jones (49) (3)	V	Auckland	31/1/74
13:41.9m	Steve Monaghan(62)(2)	V	M	5/3/87
13:42.62	John Andrews (55) (7)	N	B	7/10.82

1986/87

13:33.7m	Andrew Lloyd (59) (1)	N	M	5/3/87
13:38.31	Mike Hillardt (61) (1)	V	M	2/12/86
13:38.78	Gerard Ryan (60) (2)	V	M	2/12/86
13:40.7m	Malcolm Norwood(64)(1)	V	M	11/11/86
13:41.9m	Steve Monaghan(62)(2)	V	M	5/3/87
13:42.09	Gerard Barrett(56) (1)	A	C	20/1/87
13:42.6m	Lloyd (1)	M		9/12/86
13:43.0m	Ryan (3)	M		5/3/87
13:43.95	Mark Boucher (62) (3)	V	M	2/12/86
13:45.6m	Peter Brett (62) (2)	S	M	11/11/86
13:46.9m	Lloyd (1)	G		20/11/86
13:47.2m	Adam Hoyle (63) (2)	V	M	9/12/86
13:47.79	Monaghan(2)	C		20/1/87
13:47.8m	Hoyle (4)	M		5/3/87
13:51.9m	Rob de Castella(57)(1)	A	C	6/3/87
13:52.45	Andrew Gurnham (60)(4)	V	C	20/1/87
13:53.0m	Jamie Harrison (63)(2)	N	C	6/3/87
13:56.67	Danny Boltz (62) (1)	N	C	14/2/87
13:59.86	Quentin Morley() (3)	N	S	4/4/87
14:03.2m	Steve Austin (51) (1)	V	M	4/10/86
14:03.9m	Tony Ford (67) (2)	Q	C	28/1/87
14:05.0m	Pat Carroll (61) (1)	Q	B	7/12/86
14:05.08	Sean Quilty (66) (8)	V	M	2/12/86
14:06.38	Martin Stock (56) (9)	V	M	2/12/86
14:06.65	Nick de Castella(60)(3)	A	C	14/2/87
14:07.20	Ray Boyd (66) (4)	W	P	22/1/87
14:07.50	Laurie Whitby (60) (4)	N	C	14/2/87
14:08.75	John Meagher (63) (10)	V	M	2/12/86
14:08.95	Peter Haynes (60) (5)	A	C	14/2/87
14:09.2m	Denis Boyle () (8)	V	M	5/3/87
14:09.9m	Jim Mack (58) (2)	A	C	19/11/86
14:10.0m	Peter Berney () (4)	A	C	20/11/86
14:10.3m	Brad Camp (64) (1)	V	M	8/1/87
14:10.5m	Ray Wilson () (9)	V	M	5/3/87
14:11.0m	Ray Bryant (60) (1)	S	A	3/12/86
14:12.3m	Jason Agosta (67) (4)	V	M	11/11/86
14:12.7m	Bruce Petta (56) (5)	V	M	11/11/86
14:13.0m	Geoff Bruce (62) (2)	N	S	3/12/86
14:13.30	Brian Morgan () (4)	N	S	21/2/87
14:13.8m	Michael Inwood(65) (2)	Q	B	7/12/86
14:15.5m	Joe Murphy (55) (8)	V	M	9/12/86
14:16.71	R. Spilling () (5)	N	S	11/2/87
14:20.0m	Gary Zeuner (53) (1)	S	A	17/12/86
14:20.4m	Peter Hutton (56) (4)	N	S	3/12/86
14:20.9m	Paul Tucker () (10)	V	M	9/12/86
14:22.6m	Steve Bore (62) (2)	V	M	10/2/87
14:22.6m	Peter Mitchell(58) (1)	V	M	5/3/87
14:22.8m	Pat Kaufman (58) (11)	V	M	9/12/86
14:22.9m	Warren Farland() (3)	S	A	3/12/86
14:23.0m	Robert Barrett() (4)	Q	M	8/1/87
14:24.5m	Jeff Coole (53) (12)	V	M	9/12/86
14:24.82	Steve Barlow (61) (13)	V	M	2/12/86
14:25.5m	Ken Esupach () (1)	N	S	17/12/86

10000 METRES

All-Time

27.39.89	Ron Clarke (37)	(1)	V	Oso	14/7/65
27.46.71	Bill Scott (52)	(2)	V	M	6/2/80
27.50.70	Gerard Barrett (56)	(3)	Q	Moscow	21/7/79
27.53.30	Steve Austin (51)	(3)	V	Stockholm	9/7/81
28.02.73	Robert de Castella (57)	(2)	V/A	M	15/12/83
28.04.39	Andrew Lloyd (59)	(1)	M	M	5/2/87
28.04.64	Dave Fitzsimons(50)	(9)	S	London	9/9/77
28.09.04	Steve Monaghetti(62)	(3)	V	M	5/2/87
28.09.7m	John Andrews (58)	(1)	M	M	16/12/82
28.11.25	Peter Brett (62)	(2)	S	M	15/12/86
28.15.00	Danny Boltz (62)	(3)	N	M	16/12/86
28.15.6m	Chris Wardlaw (50)	(1)	V	M	3/3/76
28.16.19	Jamie Harrison(63)	(4)	M	M	18/12/86
28.18.2m	Garry Henry (55)	(5)	S	M	6/2/80
28.19.0m	Dave Checcle (51)	(1)	T/A	M	15/12/77
28.21.26	Adam Hoyle (63)	(6)	V	M	18/12/86
28.23.50	Lawrie Whitty (60)	(7)	N	M	18/12/86
28.29.97	Andrew Garnham(60)	(9)	V	N	18/12/86
28.33.28	Mark Boucher (62)	(10)	V	M	18/12/86
28.33.38	Malcolm Norwood(64)	(11)	V	M	18/12/86

1986/87

28.04.39	Andrew Lloyd (59)	(1)	N	M	5/2/87
28.07.51	Lloyd (1)		M		18/12/86
28.09.04	Steve Monaghetti(62)	(3)	V	M	5/2/87
28.11.25	Peter Brett (62)	(2)	S	M	16/12/86
28.15.00	Danny Boltz (62)	(3)	N	M	18/12/86
28.16.03	Brett (4)		M		5/2/87
28.16.19	Jamie Harrison (63)	(4)	M	M	18/12/86
28.19.15	Gerard Barrett (56)	(5)	A	M	18/12/86
28.20.95	Monaghetti (18)			Oso	5/7/86
28.21.26	Adam Hoyle (63)	(6)	V	M	18/12/86
28.23.50	Lawrie Whitty (60)	(7)	N	M	18/12/86
28.25.29	Monaghetti (8)		V	M	18/12/86
28.29.20	Monaghetti (5)			Edinburgh	26/7/86
28.29.97	Andrew Garnham(60)	(9)	V	M	18/12/86
28.33.28	Mark Boucher (62)	(10)	V	M	18/12/86
28.33.38	Malcolm Norwood(64)	(11)	V	M	18/12/86
28.49.68	Brad Camp (64)	(6)	V	M	5/2/87
28.50.79	Martin Stock (56)	(12)	V	M	18/12/86
28.57.37	Jim Mack (58)	(13)	S	M	18/12/86
29.14.98	Gerard Ryan (60)	(14)	V	M	18/12/86
29.15.01	Pat Carroll (61)	(15)	Q	M	18/12/86
29.20.99	Peter Bernay ()	(16)	A	M	18/12/86
29.29.82	Steve Barlow (61)	(18)	V	M	18/12/86
29.31.29	Bruce Petts (56)	(19)	V	M	18/12/86
29.34.99	John Meagher (63)	(20)	V	M	18/12/86
29.36.1m	Ray Bryant (60)	(1)	S	A	28/2/87
29.41.7m	Ray Boyd (66)	(1)	M	P	20/12/86
29.43.73	Joe Murphy (55)	(21)	V	M	18/12/86
29.50.53	Ewen Wilson (53)	(4)	V	M	15/1/87
29.51.89	Jeff Coole (53)	(5)	V	M	15/1/87
29.52.04	Kevin Galvin ()	(11)	V	M	5/2/87
29.53.08	Tom Larkins ()	(6)	V	M	15/1/87
29.55.0m	Glenn Preston ()	(1)	V	M	17/12/86
29.58.47	Peter Mitchell (58)	(8)	V	M	15/1/87
29.59.0m	Brian Morgan ()	(1)	N	S	28/1/87
30.04.0m	John Guerin ()	(3)	V	M	17/12/86
30.06.99	Russell Foley (60)	(14)	T	M	5/2/87
30.08.02	Rolin Hishworth()	(9)	V	M	15/1/87
30.12.95	David Potts (58)	(22)	V	M	18/12/86
30.15.5m	David Lightfoot()	(2)	N	S	5/11/86
30.16.7m	Quentin Morley (63)	(3)	N	S	5/11/86
30.19.16	Stephen Spiers (67)	(10)	V	Athens	16/7/86
30.20.0m	Ben Phillips ()	(5)	V	M	17/12/86
30.26.0m	Geoff Bruce (62)	(4)	N	S	5/11/86
30.26.9m	David Dowd ()	(3)	S	A	22/2/87
30.33.0m	Damien Cook ()	(7)	V	M	17/12/86
30.33.0m	Allan Carson ()	(4)	S	A	28/2/87
30.34.0m	Robin Hayter ()	(8)	V	M	17/12/86
30.34.86	Graeme MacDonald()	(11)	V	M	15/1/87

MARATHON

All-Time

2:07.51.0	Robert de Castella (57)	(1)	V/A	Boston	21/4/86
2:08.33.6	Derek Clayton (42)	(1)	V	Antwerp	30/5/69
2:10.09.0	Garry Henry (53)	(4)	S	Fukuoka	7/12/80
2:10.20.0	Dave Chettle (51)	(2)	T	Fukuoka	7/12/75
2:11.12.6	John Farrington(42)	(1)	N	S	14/7/73
2:11.18.0	Steve Monaghetti(62)	(3)	V	Edinburgh	1/8/86
2:11.42.4	Gerard Barrett (56)	(1)	Q	A	6/4/80
2:11.55.0	Bill Scott (52)	(#6)	V	Fukuoka	2/12/79

2:11.55.0	Chris Wardlaw (50)	(#6)	V	Fukuoka	2/12/79
2:12.50.0	Grenville Wood (55)	(2)	S	M	17/10/82
2:13.15.0	Rob Wallace (51)	(3)	V	Duluth	20/6/81
2:13.57.0	Jeff Coole (53)	(3)	V	M	17/10/82
2:14.20.7	Lawrie Whitty (60)	(7)	N	Montreal	12/9/81
2:14.33.0	Brenton Norman (44)	(2)	S	P	8/9/73
2:14.35.29	Andrew Lloyd (59)	(2)	N	S	10/6/84
2:14.59.0	Peter Mitchell(58)	(1)	V	Gold Coast	20/7/86
2:15.04.0	Nick de Castella (60)	(2)	V/A	Auckland	19/11/83

2:15.16.0	Graeme Kennedy (58)	(1)	V	C	12/4/81
2:15.34.0	Fat Carroll (61)	(2)	Q	Gold Coast	20/7/86
2:15.44.63	Danny Boltz (62)	(4)	N	S	10/6/84

1986/87

2:07.51.0	Hob de Castella (57)	(1)	A	Boston	21/4/86
2:10.15.0	de Castella (1)		A	Edinburgh	1/8/86
2:11.18.0	Steve Monaghetti(62)	(3)	V	Edinburgh	1/8/86
2:11.43.0	de Castella (3)		V	New York	2/11/86
2:14.59.0	Perer Mitchell(58)	(1)	V	Gold Coast	20/7/86
2:15.34.0	Fat Carroll (61)	(2)	Q	Gold Coast	20/7/86
2:15.59.0	Steve Austin (51)	(2)	V	S	8/6/87
2:17.15.0	Steve Poulton (57)	(6)	N	S	8/6/87
2:18.56.0	Colin Neave ()	(9)	A	S	8/6/87
2:19.11.0	Poulton (25)			Chicago	26/10/86
2:19.57.0	John Gurrin ()	(10)	V	S	8/6/86
2:20.15.0	Bernie Kelly ()	(4)	V	Gold Coast	20/7/86
2:21.06.0	Maurice Haan (57)	(4)	V	M	12/10/86
2:21.35.0	Russell Foley (60)	(1)	T	H	11/1/87
2:21.36.0	Damien Cook ()	(7)	V	Taipei	22/2/87
2:21.51.0	Rob Wallace (51)	(2)	V	C	13/4/86
2:21.56.0	Garry Band (45)	(15)	A	S	8/6/86
2:22.12.0	Phil Garvin ()	(16)	A	S	8/6/86
2:22.55.0	Stuart Greaves()	(50)	N	Oso	8/3/87
2:23.04.0	Garry Surridge()	(7)	V	M	12/10/86
2:23.23.0	Alan Thurlow (54)	(4)	NZ/V	P	28/9/86
2:23.30.0	Graeme MacDonald()	(41)	V	Chicago	26/10/86
2:23.38.0	Stephen Montague()	(1)	N	S	25/4/86
2:24.09.0	David Potts (58)	(18)	V	S	8/6/86
2:24.32.0	Ian Corthwaite(62)	(6)	V	Gold Coast	20/7/86
2:24.46.0	Laurie Adams (51)	(10)	Q	M	12/10/86
2:24.47.0	John Mallinder()	(11)	V	M	12/10/86
2:24.50.0	Steve Mayman ()	(19)	N	S	8/6/86
2:24.51.0	John Brennan ()	(12)	V	M	12/10/86
2:25.16.0	Peter Bourgeois()	(1)	Q/S	A	31/8/86
2:25.31.0	Mike McGlone ()	(13)	V	M	12/10/86
2:25.38.0	Garth Foley ()	(2)	T	H	11/1/87
2:25.59.0	Chris Lynch (54)	(20)	V	S	8/6/86
2:26.06.0	B. Sanders ()	(2)	V	M	16/11/86
2:26.07.0	Joe Petkovic ()	(1)	S	A	5/86
2:26.12.0	Steve Brennan (51)	(15)	V	M	12/10/86
2:26.12.0	John Duck (52)	(2)	V	A	31/6/86
2:26.33.0	Peter Woodhoff()	(16)	V	M	12/10/86
2:26.48.0	Grenville Wood (55)	(15)	S	Edinburgh	1/8/86
2:26.53.0	Warren Holst ()	(17)	V	M	12/10/86
2:26.58.0	J. Sharam ()	(3)	S	A	31/8/86

110 METRES HURDLES

All-Time (Electric)

13.58 (+1.9)	Don Wright (59)	(3)	Q	B	4/10/82
13.72 (+1.9)	Max Binnington (49)	(5)	W/V	B	4/10/82
13.88 (0.0)	Warren Parr (52)	(6a)	N	Montreal	28/7/76
14.09 (-1.0)	Vin Plant (49)	(1)	V/N	M	31/3/79
14.09 (0.0)	Mike Wilson (59)	(2)	V	M	6/3/84
14.14 (+1.7)	Gary Enoke (42)	(4h)	N	Mexico City	16/10/68
14.14 (-0.8)	John Caliguri (62)	(2)	V	C	31/3/85
14.16 (+1.6)	Mal Baird (48)	(7)	V	Warsaw	17/8/72
14.28 (+0.4)	Michael Kent (60)	(3h)	Q	C	30/3/85
14.38y(-0.6)	Dave Prince (41)	(2h)	N	P	29/11/62
14.39 (+2.0)	Michael Carroll (62)	(1)	N	S	14/1/84
14.49 ()	Sanitasi Latu (51)	(dec)	Tonga/V	Christchurch	25/1/75

14.51 (-0.9)	Greg Barnett (61)	(6)	V	M	21/3/85
14.54 (-2.5)	Michael Ryan (58)	(2h)	Q	A	22/3/81
14.54 ()	Nell McGillivray (54)	(2)	N/V	B	4/3/84
14.55 (-1.7)	Nell Coghlan (63)	(2)	V	A	16/3/86
14.58y(-1.2)	Michael Daws (38)	(1h)	V	P	29/11/62
14.64 ()	Ray Weinberg (26)	(1h)	V	Heisinki	23/7/52
14.65 ()	Ken Doubleday (26)	(1h)	V	Heisinki	23/7/52
14.68 (-0.1)	John Kenny (51)	(4h)	N	M	19/3/76
14.68 (-1.8)	Ray McKinnon (61)	(1)	W	A	20/3/81

Manual

13.5 (+1.5)	Don Wright (59)	(1)	Q	C	19/1/83
13.6 (+1.5)	Max Binnington (49)	(1)	W/V	M	3/2/76
13.6 ()	Warren Parr (52)	(1)	N	S	9/10/77

13.7 (+1.5)	Vin Flant (49) (2)	V/N M	1/3/75	50.9m	Steve Endean (55) (2)	N M	17/12/81
13.8 ()	Mal Baird (48) (1)	V S	12/3/72	51.04	Darren Wright (65) (2)	W F	22/1/87
13.8 ()	Mike Wilson (59) (2)	V M	19/1/82				
14.0y (+1.6)	Ray Weinberg (26) (1)	V M	9/2/52	<u>1986/87</u>			
14.0 ()	John Chittick (37) (1)	V M	3/2/60	49.82	Ken Gordon (62) (1)	Q C	14/3/87
14.0y ()	Gary Knoke (42) (2)	N Eugene	29/3/68	50.39	Gordon (1)	B	7/3/87
14.0 ()	John Kenny (51) (1)	N S	11/12/76	50.47	Gordon (1)	Brussels	13/7/86
14.0 (+0.4)	John Calliguri (62) (1)	V M	18/3/87	50.72	Dolph Francis (67) (2a)	Q Athens	17/7/86
14.1y ()	Peter Gardner (25) (1)	V M	29/1/49	50.93	Gordon (1)	S	29/3/87
14.1y ()	Dave Prince (41) (1)	N/V M	12/7/66	51.01	Gordon (1)	M	21/2/87
14.1y ()	Tony Pickett () ()	N U.S.A.	1966	51.04	Darren Wright (65) (2)	W F	22/1/87
14.1 ()	Geoff Smith (45) (2)	N S	5/7/70	51.07	Gordon (1)	Vught	6/7/86
14.2y ()	Ken Doubleday (26) (1)	V S	11/2/54	51.08	Steve Shirley (63) (2)	Q B	7/3/87
14.2 ()	Ken Elphick (52) (1)	N S	4/4/73	51.11	Wright (2)	C	14/3/87
14.2 (-0.9)	Adam Pedler (52) (3)	S M	12/3/77	51.15	Wright (3)	B	7/3/87
14.2 ()	Mike Carroll (42) (2)	N C	23/1/85	51.16	Gordon (4)	Belfast	30/6/86
14.2 ()	Greg Barnett (61) (1)	V M	17/2/87	51.18	Francis (2)	S	4/4/87
				51.22	Wright (2)	S	29/3/87
				51.32	Hamish Halley (66) (3)	N C	14/3/87
				51.35	Dale Horrobin (60) (2)	V M	21/2/87
				51.58	Kevin Gakey (64) (3)	V M	21/2/87
				51.68	Leigh Miller (63) (4)	V M	21/2/87
				52.0m	David Hodgson (59) (1)	V M	24/1/87
				52.15	Andrew Zorrit (68) (2)	N C	14/2/87
				52.42	Steve Endean (55) (1)	N C	7/3/87
				52.57	Mark Longmuir (67) (1)	V S	28/3/87
				52.5m	Mark Woodbridge (58) (1)	V M	9/12/86
				52.77	Scott Kloos (68) (2)	Q B	28/2/87
				52.92	David Miskon (67) (2)	N S	28/3/87
				52.8m	Neil McGillivray (54) (1)	V M	24/1/87
				53.21	Mark Reed (67) (3)	V S	28/3/87
				53.1m	Murray Harding (70) (1)	V M	5/3/87
				53.29	Geoff Sayer (66) (3)	N S	20/12/86
				53.2m	Peter Bubner (61) (1)	S A	8/3/87
				53.44	Stuart Miller (59) (5b)	V M	21/2/87
				53.58	Richard Zgnaniacz (66) (4)	N S	20/12/86
				53.63	David Tarbottom (62) (2)	N S	22/11/86
				53.88	Dean Norton (68) (1)	V M	21/2/87
				54.02	Mike Edwards (56) (6)	V S	22/1/87
				54.0m	Chris Nunn (58) (2)	S A	8/3/87
				54.2m	Jamie Murphy (67) (3)	S A	8/3/87
				54.35	Chris Greatrex (69) (2)	Q S	14/12/86
				54.68	Bruce Barbour (64) (3)	Q B	28/2/87
				54.86	Nick Hagicoastas (62)	S A	28/2/87
				54.8m	Neil Coghlan (63) (4)	S A	8/3/87
				54.9m	Paul Dunne (65) (1)	V M	8/1/87
				55.01	Steven Moyes () (3)	S S	16/12/86
				55.0m	Bob Craine (60) (3)	V M	24/1/87
				55.43	Danlan Crimmer (66) (1)	N S	16/2/87
					<u>Doubtful Time</u>		
				53.1m	L. Gilchrist () (2)	V M	24/1/87

1986/87 (Combined)

13.64 (+1.1)	Don Wright (59) (1)	A	Budapest	11/8/86	51.35		
13.65 ()	Wright (5)		Moscow	7/86	51.58		
13.66 (-0.3)	Wright (1)		Brussella	13/7/86	51.68		
13.68 (-0.3)	Wright (1)		Zurich	13/8/86	52.0m		
13.76 (+1.0)	Wright (3)		Lappeenranta	26/6/86	52.15		
13.77 (+1.4)	Wright (2)		Saarjartvi	21/6/86	52.42		
13.77 (+1.7)	Wright (2b)		Edinburgh	26/7/86	52.57		
13.84 (-2.1)	Wright (2)		Gateshead	6/8/86	52.5m		
13.88 (-1.2)	Wright (2)		Birmingham	19/7/86	52.77		
14.03 (+0.2)	Wright (1)		S	28/3/87	52.92		
14.07 (-1.6)	Wright (1)		M	22/2/87	52.8m		
14.11 (-0.8)	Wright (1)		A	26/1/87	53.21		
14.15 (+0.2)	John Calliguri (62) (3)	A	S	28/3/87	53.1m		
14.2m ()	Greg Barnett (61) (1)	V H		17/2/87	53.29		
14.60 (+2.0)	Neil Coghlan (63) (3b)	S S		27/3/87	53.2m		
14.63 (+0.2)	Neil McGillivray (54) (5)	V S		28/3/87	53.44		
14.4m ()	Bruce Barbour (64) (2)	Q B		20/3/87	53.58		
14.71 ()	Chris Greatrex (69) (1)	Q B		7/12/86	53.63		
14.82 (+2.0)	Carl Quitzan (60) (4b)	N S		27/3/87	53.88		
14.6m ()	Mike Wilson (59) (1)	V M		2/12/86	54.02		
14.7m ()	Graham Tew (56) (1)	V M		29/11/86	54.0m		
14.94 (+0.2)	Hamish Halley (66) (7)	N S		28/3/87	54.2m		
14.98 ()	Robert Hennitt (66) (1)	N M		13/5/86	54.35		
14.98 (+0.3)	Brendan Stevenson (61) (4b)	V S		27/3/87	54.68		
14.8m ()	Andrew Anastasio (66) (2)	V M		17/2/87	54.86		
15.07 (-0.5)	Paul Anderson (66) (2b)	V C		7/3/87	54.8m		
15.10 (+1.3)	Andrew Zorrit (68) (1)	N S		28/2/87	54.9m		
15.12 (+0.3)	Paul Fogarty (61) (6b)	Q S		27/3/87	55.01		
15.13 (-0.7)	Scott Kloos (68) (4)	Q Beijing		23/8/87	55.0m		
14.9m ()	Chris Nunn (58) (2)	S A		9/1/87	55.43		
15.20 (+2.0)	James Middleton (61) (6b)	N S		27/3/87			
15.21 (-0.8)	Steve Hollis (69) (6)	S A		26/1/87			
15.0m ()	Brian White (63) (3)	N S		14/1/87			
15.0m ()	James Crimmins (64) (1)	Q B		17/1/87			
15.34 (0.0)	David Tarbottom (62) (1)	N S		15/11/86			
15.1m ()	Ian Blanchonette () (1)	V M		7/2/87			
15.1m ()	Ray McKinnon (61) (1)	W F		28/2/87			
15.1m ()	Jeff Singley () (2)	W F		28/2/87			

Wind Assisted

13.64 (+4.5)	Wright (3)		Edinburgh	27/7/86	5.44.77	Shane George (65) (1)	Q B	15/2/87
14.72 (+4.5)	Halley (2)	S		28/2/87	5.44.80	Michael Inwood (65) (2)	Q B	15/2/87
14.86 (+4.5)	Middleton (3)	S		28/2/87	5.45.7m	Inwood (1)	B	20/3/87
14.90 (+3.9)	James Moir () (1)	N S		3/87	5.47.70	Steve Rothwell (67) (1)	N S	3/87
14.91 (+3.9)	Zorrit (2)	S		3/87	5.48.03	Fat Woods (67) (3)	A Lomell	6/7/86
					5.48.10	Greg Collier (69) (1)	V M	15/2/87
					5.48.37	Woods (8b)	Achens	18/7/86
					5.50.33	Rothwell (1)	S	1/3/87
					5.53.48	David Bundle (68) (3)	N S	3/87
					5.54.4m	Dean Rose (70) (1)	T H	16/11/86
					5.55.35	Robert Godino (69) (2)	V M	15/2/87
					5.56.07	S. Creighton () (4)	N S	3/87
					5.56.48	Merv Johnstone (67) (1)	V M	22/2/87
					5.59.64	Tim Readwin (67) (2)	V M	22/2/87
					5.59.70	Bruce Jones (68) (5)	Q S	3/87
					6.00.58	Chris White (70) (2)	N S	13/12/86
					6.00.5m	Ian Humphries () (1)	N S	15/11/86
					6.03.7m	Peter Hutton () (2)	N S	15/11/86
					6.03.87	Blair Douglas (69) (3)	N S	13/12/86
					6.04.2m	Wayne Larden () (1)	N S	9/86
					6.04.30	B. Curry () (1)	V M	22/2/87
					6.07.3m	G. Bouris () (2)	V M	10/3/87
					6.07.4m	Jason Maxwell (67) (1)	N S	3/1/87
					6.10.04	Jason Hunt (69) (1)	N S	21/2/87
					6.10.48	Darren Abhocc () (1)	S A	14/3/87
					6.11.84	Mark Harris (70) (4)	S A	15/3/87
					6.12.1m	Mark Jones (61) (2)	N S	6/12/86

400 METRES BUNDLES

All-Time

49.32	Bruce Field (47) (2)	V	Christchurch	29/1/74	5.59.64		
49.37	Garry Brown (54) (1)	Q B		7/10/82	5.59.70		
49.3m	Gary Knoke (42) (1)	N F		26/3/72	6.00.58		
49.69	Peter Grant (54) (3)	V Copenhagen		1/8/79	6.00.5m		
49:82	Ken Gordon (62) (1)	Q C		14/3/87	6.03.7m		
49.8m	Don Hanly (54) (1)	V M		21/3/76	6.03.87		
50.1m	Ken Roche (41) (2)	V F		27/3/66	6.04.2m		
50.26	John Roche (60) (1)	V M		14/1/82	6.04.30		
50.58y	David Lean (35) (2)	T Cardiff		22/7/58	6.07.3m		
50.72	Dolph Francis (67) (2a)	Q Athens		17/7/86	6.07.4m		
50.7y	Tony Pickett () (2)	N Albuquerque		9/6/67	6.10.04		
50.9y	Michael Ryan (41) (1)	V M		22/3/84	6.10.48		
50.6m	Bill Booker (49) (1)	V M		30/3/69	6.11.84		
50.7m	Max Binnington (49) (1)	M/V A		23/3/75	6.12.1m		
50.7m	Ken Elphick (52) (4)	N M		20/3/85			
50.88	Dale Horrobin (60) (2)	V C		31/3/85			
50.92	Hamish Halley (66) (2)	N C		6/3/86			
50.9m	Geoff McNamara (43) (1)	V S		24/3/68			

3,000 METRES STEEPCHASE

All Time

8.21.98	Kerry O'Brien (46)	(1)	S	Berlin	4/7/70
8.26.2e	Tony Manning (43)	(1)	M	Edinburgh	23/7/70
8.27.0m	Peter Larkine (54)	(1)	V	M	11/3/76
8.29.0m	Bob Hendy (45)	(1)	V	Victoria	7/7/73
8.31.18	Gary Zeuner (53)	(1)	S	A	13/3/82
8.31.4m	Rob Gilfillan (57)	(1)	V	M	6/3/80
8.35.02	Wayne Dyer (58)	(3)	V	M	31/3/84
8.36.2m	Ian Blackwood (41)	(1)	V	M	3/3/86
8.36.8m	Bob Walczak (50)	(1)	V	A	22/3/75
8.38.9m	Brendan Hewitt (64)	(1)	S	A	8/2/84
8.39.0m	Trevor Vincent (38)	(1)	V	S	2/2/84
8.42.87	Bob Meylon (58)	(6)	V	Christchurch	1/2/81
8.43.22	Steve Barlow (61)	(2)	V	Houston	14/3/86
8.43.4m	Carry Briggs (58)	(1)	Q	A	12/3/83
8.44.0m	Kerry Pearce (46)	(4)	V	Los Angeles	18/7/69
8.44.3m	Phil Guffe (54)	(3)	V	M	12/1/78
8.44.4m	Craig Logan (62)	(1)	V	M	3/2/87
8.44.6m	Fred Langford (46)	(1)	W	M	30/3/74
8.46.1m	Jeff Thompson ()	(5)	N	Austin	2/4/77
8.47.0m	Giant Taggart (47)	(2)	V	M	30/3/74
8.47.6m	Chris Cook (58)	(2)	A	M	22/3/84

1986/87

8.44.4m	Craig Logan (62)	(1)	V	M	3/2/87
8.44.7m	Rob Gilfillan (57)	(2)	V	M	3/2/87
8.47.3m	Logan ()	(1)	M		20/1/87
8.48.9m	Logan ()	(1)	M		8/1/87
8.50.9m	Michael Inwood (65)	(1)	Q	B	31/1/87
8.51.01	Inwood ()	(1)	S		29/3/87
8.51.54	Gilfillan ()	(1)	M		22/2/87
8.52.22	Shane George (65)	(2)	Q	M	22/2/87
8.52.5m	Gilfillan ()	(1)	M		10/3/87
8.52.58	Inwood ()	(1)	B		7/3/87
8.53.0m	Fat Kaufman (58)	(2)	V	M	10/3/87
8.57.1m	Mark Boucher (62)	(3)	V	M	20/1/87
8.59.13	Peter Brett (62)	(1)	S	A	25/2/87
9.01.79	Steve Barlow (61)	(4)	V	M	22/2/87
9.02.0m	Gary Zeuner (53)	(1)	S	A	10/12/86
9.03.35	Peter Hutton ()	(1)	M	S	1/3/87
9.05.16	Mark Jones (61)	(2)	N	S	18/1/87
9.05.20	Fat Woods (67)	(1)	A	S	4/4/87
9.05.8m	John Gormack (61)	(3)	V	M	3/2/87
9.09.63	Ian Humphries ()	(3)	M	S	1/3/87
9.10.67	Kim White (66)	(4)	W	S	1/3/87
9.11.44	Ken Raupach ()	(1)	B	C	8/3/87
9.15.7m	Steve Brennan (51)	(5)	V	M	20/1/87
9.16.3m	John Meagher (63)	(5)	V	M	10/3/87
9.16.88	Eero Keranen ()	(6)	V	M	22/2/87
9.17.1m	Graeme Gardner (56)	(6)	V	M	3/2/87
9.17.8m	Graeme Olden (64)	(1)	S	A	28/1/87
9.18.7m	Warren Holst ()	(7)	V	M	3/2/87
9.19.30	P. van Leur ()	(7)	V	M	22/2/87
9.19.7m	Tim Readwin (67)	(8)	V	M	3/2/87
9.19.98	M. Mate ()	(2)	N	C	8/3/87
9.21.6m	Merv Johnstone ()	(9)	V	M	3/2/87
9.22.2m	Barry Greig (62)	(2)	V	M	8/1/87

4 x 100 METRES RELAY

1986/87

40.47	National Team	(1)		Brussels	13/7/86
40.56	National U/20 Team (4h)			Athens	19/7/86
40.59	National Team	(1)	S		4/4/87
40.4m	N.S.W.	(1)	H		6/1/87
40.5m	Victoria	(2)	H		6/1/87
40.86	National U/20 Team (1)			Bad Reichenall	20/6/86
40.89	Victoria	(2)	S		28/3/87
41.02	National U/20 Team (1)			Lomell	6/7/86
41.02	Queensland	(3)	S		28/3/87
41.04	Box Hill	(1)	M		7/3/87
41.36	A.I.S.	(2)	C		20/1/87
41.36	N.S.W.	(3)	S		4/4/87
41.2m	Box Hill	(1)	M		10/3/87
41.42	N.S.W.	(4)	S		28/3/87
41.56	Sandwich-Borany	(1)	S		29/11/86
41.5m	Pembroke (SA)	(1)	A		5/2/87
41.5m	Tasmania	(3)	M		6/1/87
41.63	Waverley	(2)	M		7/3/87
41.68	N.S.W. U/20 Team	(1)	S		29/3/87
41.6m	Glenhantly	(2)	M		10/3/87
41.81	Keapan	(2)	S		29/11/86
41.94	C.T.C.	(2)	A		5/2/87
41.96	Eastern Suburbs	(3)	S		29/11/86
42.00	N.S.W. Schools Team (1)		S		12/12/86
41.9	H.U.A.C.	(3)	N		20/1/87

42.09	South Australia	(5)	S		28/3/87
42.12	Tiger Wests	(4)	S		29/11/86
42.0m	Essendon E.M.H.	(1)	M		20/1/87
42.0m	Legends	(4)	M		20/1/87

4 x 200 METRES RELAY

1986/87

1.25.81	Box Hill	(1)	M		8/3/87
1.26.96	South Coast	(1)	S		30/11/86
1.27.28	Tiger Wests No. 2	(2)	S		30/11/86
1.28.54	Tiger Wests No. 1	(3)	S		30/11/86
1.27.6m	A.I.S.	(1)	C		6/12/86
1.27.78	Tiger Wests U/20	(1)	S		30/11/86
1.28.22	Glenhantly	(2)	M		8/3/87
1.28.40	Essendon E.M.H. U/20(1)		H		8/3/87
1.28.56	Eastern Suburbs U/20(2)		S		30/11/86
1.29.21	Essendon E.M.H.	(3)	M		8/3/87
1.29.52	Kingwood U/20	(2)	M		8/3/87
1.29.61	Eastern Suburbs	(4)	S		30/11/86

4 x 400 METRES RELAY

1986/87

3.05.4m	N.S.W.	(1)	H		6/1/87
3.06.00	National Team	(1)	H	Brussels	13/7/86
3.06.7m	Victoria	(2)	H		6/1/87
3.07.61	National Team	(2)	H	Edinburgh	2/8/86
3.08.24	Victoria	(1)	S		29/3/87
3.09.59	National U/20 Team (4h)			Athens	19/7/86
3.09.69	Box Hill	(1)	H		7/3/87
3.09.86	National U/20 Team (3)			Bad Reichenall	21/6/86
3.10.7m	Glenhantly	(2)	M		3/3/87
3.11.78	N.S.W.	(3)	S		29/3/87
3.12.35	Victoria U/20 Team (1)		S		28/3/87
3.12.87	A.I.S./A.C.T.	(3)	S		4/4/87
3.12.92	Western Australia	(4)	S		29/3/87
3.13.8m	Tasmania	(3)	H		6/1/87
3.13.82	N.S.W. U/20 Team	(2)	S		28/3/87
3.14.09	Kingwood U/20	(1)	M		7/3/87
3.14.52	Sandwich Botany	(1)	S		29/11/86
3.14.61	Tiger Wests U/20	(1)	S		29/11/86
3.14.62	Melbourne University(3)		M		7/3/87
3.15.16	Essendon E.M.H. U/20(2)		H		7/3/87
3.15.49	Eastern Suburbs	(2)	S		29/11/86
3.15.90	Queensland	(5)	S		29/3/87
3.15.9m	Waverley	(1)	M		24/1/87
3.15.9m	Essendon E.M.H.	(3)	M		3/3/87

4 x 800 METRES RELAY

1986/87

7.30.48	Wendouree	(1)	M		8/3/87
7.30.55	Waverley	(2)	M		8/3/87
7.31.42	Doncaster	(3)	M		8/3/87
7.31.67	Glenhantly	(4)	M		8/3/87
7.42.73	Essendon E.M.H. U/20(1)		M		8/3/87
7.44.76	Manly Warringah	(1)	S		30/11/86
7.45.94	Newcastle	(2)	S		30/11/86
7.48.83	Bays	(3)	S		30/11/86
7.50.14	Northern Suburbs	(4)	S		30/11/86
7.50.32	Sutherland	(5)	S		30/11/86
7.50.50	Tiger Wests U/20	(1)	S		30/11/86

4 x 1500 METRES RELAY

1986/87

15.39.89	Doncaster	(1)	M		7/3/87
15.40.64	Ballarat Y.C.W.	(2)	M		7/3/87
15.42.83	Manly Warringah	(1)	S		29/11/86
15.59.46	Kew Camberwell	(3)	M		7/3/87
15.59.94	Sutherland	(2)	S		29/11/86
16.01.19	S.T.C.	(3)	S		29/11/86
16.02.67	Box Hill	(4)	M		7/3/87

3,000 METRES WALK

All Time

11.00.56	Dave Smith (55)	(1)	V	P	24/1/87
11.28.2m	Willi Sawall (41)	(1)	V	M	15/3/80
11.34.9m	Andrew Jachno (62)	(1)	V	M	1/3/86
11.50.6m	Michael Harvey(62)	(2)	V	M	1/3/86
11.51.45	Simon Baker (58)	(2)	V	M	31/1/85
11.53.3m	Tim Erickson (50)	(1)	V	M	15/11/80
12.00.3m	Mike Woods (62)	(1)	N	S	13/3/82
12.11.4m	Alan Muir (64)	(2)	M	S	13/3/82
12.14.0m	Mark Thomas (62)	(1)	V	M	15/11/86
12.15.2m	Graeme Nicholls(48)	(1)	V	Ballarat	17/1/70
12.15.2m	Bill Dyer (61)	(4)	V	M	14/3/81
12.16.4m	Nick A'Hern (69)	(1)	M	S	19/2/86
12.17.2m	Ross Haywood (47)	(1)	V	M	21/3/76
12.17.3m	Rob Mc Fadden (66)	(1)	S	A	17/12/86
12.20.4m	Michael de Clifford (63)	(1)	V	M	-/5/82
12.20.4m	Martin Richardson (63)	(2)	V	M	21/1/84
12.22.3m	Paul Copeland (67)	(3)	V	M	11/11/86
12.22.6m	Don Keane (30)	(1)	V/W	M	6/10/56
12.23.8m	Dave Cash (51)	(1)	V	M	7/11/81
12.24.5m	Duncan Knox (59)	(3)	V	M	2/2/84

1986/87

11.00.56	Dave Smith (55)	(1)	V	P	24/1/87
11.59.1m	Simon Baker (58)	(1)	V	M	20/12/86
12.06.6m	Baker (1)	M	H	15/11/86	
12.11.7m	Andrew Jachno (62)	(1)	V	M	11/11/86
12.16.0m	Mark Thomas (62)	(1)	V	M	15/11/86
12.16.8m	Jachno (1)	M	H	3/2/87	
12.17.3m	Michael Harvey(62)	(2)	V	M	11/11/86
12.17.3m	Rob McFadden (66)	(1)	S	A	17/12/86
12.19.3m	Harvey (1)	M	H	9/12/86	
12.21.0m	Thomas (2)	M	H	15/11/86	
12.22.3m	Paul Copeland (67)	(3)	V	M	11/11/86
12.26.3m	Craig Brill (67)	(2)	V	M	20/1/87
12.37.0m	Bill Dyer (61)	(5)	V	M	3/2/87
12.43.5m	Julian Weller (68)	(1)	Q	B	31/1/87
12.48.00	Alex Crawford (67)	(1)	N	S	11/10/86
12.49.3m	Duncan Knox (59)	(2)	V	M	10/3/87
12.49.3m	Kevin Lowden (68)	(7)	V	M	3/2/87
12.50.4m	Michael Bodey (66)	(1)	V	M	18/3/87
12.51.4m	Paul Kennedy (57)	(6)	V	M	11/11/86
12.51.8m	Anthony Barrett(49)	(4)	V	M	20/1/87
12.51.8m	Colin Barnett (64)	(1)	N	S	14/2/87
12.52.8m	Dave Cash (51)	(5)	V	M	9/12/86
12.52.9m	Dave Thomson (45)	(1)	A	C	11/10/86
12.53.4m	Keith Knox (50)	(2)	N	S	14/2/87
12.55.1m	Mark Donahoo (58)	(6)	V	M	9/12/86
12.58.8m	John Smith (38)	(2)	N	S	23.28.87
12.58.9m	Mark Wall (56)	(7)	V	M	11/11/86
13.03.07	Colin Ward (70)	(1)	N	S	12/12/86
13.03.8m	Martin Richardson(63)	(8)	V	M	9/12/86
13.05.04	Andrew Brown (69)	(2)	N	S	22/2/87
13.05.7m	Ben Richardson(67)	(4)	N	S	14/2/87
13.07.96	Brad Hallworth(69)	(3)	N	S	22/2/87
13.07.98	Ken Clifford (69)	(4)	N	S	22/2/87
13.08.5m	Mark Dossator (64)	(4)	V	M	10/3/87
13.08.6m	Craig Toppervien(71)	(1)	S	A	21/1/87
13.10.0m	Ian Waters (67)	(6)	V	M	20/1/87
13.10.8m	Greg Robertson(70)	(1)	T	H	1/11/86
13.12.8m	Trevor Nancarrow(64)	(8)	V	M	20/1/87
13.16.0m	Denis Bunworth (67)	(9)	V	M	20/1/87

5,000 METRES WALK

All Time

18.52.87	Dave Smith (55)	(1)	V	C	21/2/86
19.41.8m	Andrew Jachno (62)	(1)	V	M	4/3/84
19.45.65	Willi Sawall (41)	(2)	V	M	31/3/84
19.46.01	Simon Baker (58)	(2)	V	A	15/3/86
20.23.14	Michael Harvey(62)	(4)	V	M	22/2/87
20.43.1m	Nick A'Hern (69)	(1)	N	S	4/4/87
20.52.75	Paul Copeland (67)	(4)	V	C	20/1/87
20.54.56	Mike Woods (62)	(3)	N	S	23/2/85
20.57.50	Mark Thomas (62)	(5)	V	M	22/2/87
20.59.5m	Rob McFadden (66)	(1)	S	A	10/12/86
21.09.76	Bill Dyer (61)	(6)	V	M	22/2/87
21.11.77	Alan Muir (64)	(5)	N	M	31/3/84
21.18.7m	Martin Richardson (63)	(2)	V	M	29/11/83
21.25.35	Steven Richardson (64)	(6)	V	M	31/3/84
21.29.74	Craig Brill (67)	(2)	V	M	21/2/87
21.30.7m	George White (45)	(1)	S/V	A	7/12/83

21.34.1m	Ben Cullen (64)	(2)	N	S	19/1/85
21.42.01	Mark Donahoo (58)	(7)	V	M	22/2/87
21.43.83	Duncan Knox (59)	(7)	V	M	31/3/84
21.44.71	Ian Fay (60)	(5)	S	A	15/3/86

1986/87

18.58.01	Dave Smith (55)	(1)	V	C	20/1/87
19.22.70	Smith (1)	S	S	28/3/87	
19.37.02	Smith (1)	M	H	22/2/87	
20.02.71	Andrew Jachno (62)	(2)	V	M	22/2/87
20.16.09	Jachno (2)	C	C	20/1/87	
20.16.74	Simon Baker (58)	(3)	V	M	22/2/87
20.23.14	Michael Harvey(62)	(4)	V	M	22/2/87
20.24.0m	Harvey (1)	M	H	21/1/87	
20.26.25	Baker (3)	S	S	28/3/87	
20.40.0m	Harvey (1)	M	H	21/1/87	
20.40.19	Baker (3)	C	C	20/1/87	
20.43.1m	Nick A'Hern (69)	(1)	N	S	4/4/87
20.44.1m	Baker (1)	M	H	5/2/87	
20.44.26	Jachno (3)	S	S	28/3/87	
20.52.75	Paul Copeland (67)	(4)	V	C	20/1/87
20.57.59	Mark Thomas (62)	(5)	V	M	22/2/87
20.59.5m	Rob McFadden (66)	(1)	S	A	10/12/86
21.09.76	Bill Dyer (61)	(6)	V	M	22/2/87
21.29.74	Craig Brill (67)	(2)	V	M	21/2/87
21.42.01	Mark Donahoo (58)	(7)	V	M	22/2/87
21.49.31	Colin Barnett (64)	(6)	N	S	28/3/87
22.06.8m	Paul Kennedy (57)	(1)	V	M	18/11/86
22.07.10	Dave Thomson (45)	(6)	A	C	20/1/87
22.07.5m	Ben Cullen (64)	(1)	N	S	13/5/86
22.13.82	Mark Dossator (64)	(8)	V	M	22/2/87
22.17.8m	Michael Bodey (66)	(1)	V	M	10/2/87
22.20.9m	Craig Toppervien(71)	(2)	S	A	11/2/87
22.22.84	Kevin Lowden (68)	(3)	V	M	21/2/87
22.26.3m	Simon Rickinson(68)	(2)	V	M	10/2/87
22.27.69	Mark Wall (56)	(9)	V	M	22/2/87
22.28.7m	Keith Knox (50)	(4)	N	S	4/4/87
22.31.1m	Martin Richardson(63)	(2)	V	M	13/5/86
22.31.85	Dave Cash (51)	(10)	V	M	22/2/87
22.34.3m	John Smith (38)	(1)	N	S	17/1/86
22.36.39	Mark Fletcher ()	(4)	V	M	21/2/87
22.37.52	Julian Weller (68)	(7)	Q	C	20/1/87
22.39.0m	Duncan Knox (59)	(2)	V	M	26/11/86
22.39.05	Ian Waters (67)	(5)	V	S	
22.40.76	Andrew Brown (69)	(6)	N	S	27/3/87
22.41.63	Anthony Barrett(49)	(12)	V	M	22/2/87
22.46.03	Colin Ward (71)	(7)	N	S	27/3/87
23.08.0m	Don Cox (46)	(3)	S	A	10/12/86
23.10.2m	Travis Martin(70)	(3)	V	M	21/1/87
23.11.0m	Denis Bunworth (67)	(3)	V	M	18/11/86
23.15.8m	Ben Richardson ()	(5)	N	S	7/2/87
23.28.87	Andrew Ludwig (66)	(2)	Q	B	8/3/87
23.29.8m	Greg Robertson(70)	(1)	T	H	8/11/86
23.34.0m	Peter Fullager(43)	(2)	S	A	22/3/87
23.35.0m	Bruce Duden (44)	(6)	V	M	21/1/87
23.38.0m	M. Dickinson ()	(7)	V	M	21/1/87

Indoors

18.52.20	D. Smith	(5)		Indianapolis	7/3/87
----------	----------	-----	--	--------------	--------

20KM WALK (Road)

All Time

1.19.52.0	Dave Smith (55)	(1)	V	Shanghai	16/3/85
1.21.36.0	Willi Sawall (41)	(1)	V	M	4/7/82
1.23.13.0	Simon Baker (58)	(2)	V	Eachhorn	13/9/86
1.24.39.6	Andrew Jachno (36)	(2)	V	M	21/1/84
1.26.47.0	Michael Harvey(62)	(2)	V	M	14/12/86
1.27.12.0	Tim Erickson (50)	(1)	V	M	14/12/80
1.27.29.0	Bill Dyer (61)	(3)	V	M	22/6/85
1.28.17.1	Hike Woods (62)	(30)	N	Bergen	24/9/83
1.29.12.0	Noel Freeman (38)	(1)	V	M	6/4/86
1.29.42.0	Paul Copeland (67)	(3)	V	M	14/12/86
1.29.48.0	Martin Richardson (63)	(3)	V	M	5/2/84
1.30.22.0	Don Keane (30)	(1)	V/W	M	22/9/56
1.30.28.0	Ross Haywood (47)	(2)	V	M	5/2/78
1.31.13.2	Keith Knox (50)	(1)	N	S	16/9/84
1.31.14.0	Bob Gardiner (36)	(2)	V	M	28/6/69
1.31.17.0	Mark Thomas (62)	(4)	V	M	14/12/86
1.31.28.0	Mark Donahoo (58)	(5)	V	M	14/12/86
1.31.39.0	Frank Clark (43)	(1)	N	S	4/5/68
1.31.57.0	Graeme Nicholls(48)	(1)	V	M	27/5/72
1.32.02.0	Steve Hausfeld (52)	(1)	A	C	-/6/86

1986/87

1.20.51.0c	Dave Smith (55) (1)	V	M	11/2/87
1.21.27.0	Smith (-)		C	10/5/86
1.23.13.0	Simon Baker (58) (2)	V	Eschborn	13/9/86
1.23.43.8	Smith (1)	S		26/3/87
1.25.09.0	Willi Savall (41) (1)	V	M	19/4/86
1.25.20.0	Baker (-)	S		19/4/86
1.25.46.0	Andrew Jachno (62) (2)	V	M	19/4/86
1.25.47.0	Smith (8)		Moacow	7/7/86
1.26.10.5	Baker (2)	S		26/3/87
1.26.22.0	Baker (1)	M		14/12/86
1.26.38.0	Baker (-)	C		10/5/86
1.26.47.0	Michael Harvey(62) (2)	V	M	14/12/86
1.26.48.0	Harvey (-)	M		13/7/86
1.27.14.0	Savall (-)	C		10/5/86
1.27.15.0	Jachno (-)	C		10/5/86
1.29.42.0	Paul Copeland (67) (3)	V	M	14/12/86
1.31.17.0	Mark Thomas (62) (4)	V	M	14/12/86
1.31.28.0	Mark Donahoo (58) (5)	V	M	14/12/86
1.32.02.0	Steve Hausfeld(52) (1)	A	C	6/86
1.32.40.0	Terry Jones (48)	(1)	W	P 27/7/86
1.33.34.0	Colin Barnett (64) (1)	N	Richmond	24/5/86
1.33.34.0	Craig Brill (87) (6)	V	M	14/12/86
1.34.12.0	Ian Fay (60)	(1)	S	A 5/86
1.34.31.0	Ian Waters (67)	(7)	V	M 14/12/86
1.34.50.0	Tomaz Kozak (61) (1)	W	P	28/6/86
1.36.02.0	Rob McFadden (66) (2)	S	A	5/86
1.36.34.0	Kevin Lowden (68) (1)	V	M	13/7/86
1.36.55.0	Ben Dullen (64)	(2)	N	Richmond 24/5/86
1.37.01.0	Dave Thomson (45) (-)	A	C	10/5/86
1.37.30.0	Paul Kennedy (57) (8)	V	M	14/12/86
1.37.31.0	John Smith (38)	(3)	N	Richmond 24/5/86
1.37.35.0	Keith Knox (50)	(7)	N	S 26/3/87
1.38.20.0	Alex Crawford (67) (4)	N	A	17/8/86
1.38.30.0	Ben Richardson(67) (5)	N	Richmond	24/5/86
1.39.14.0	Mark Donahoo (58) (5)	V	M	19/4/86
1.39.24.0	Mark Fletcher () (2)	V	M	13/7/86
1.39.27.0	Bruce Duden (44) (6)	V	M	19/4/86
1.39.27.0	Mark Wall (56)	(-)	V	C 6/86
1.39.39.0	Bill Dyer (61)	(-)	V	M 13/7/86
1.39.43.0	Jack Grimeses (67) (6)	N	Richmond	24/5/86
1.40.50.0	Clarrie Jack (45) (-)	V	M	3/8/86
1.41.15.0	Martin Wall () (-)	V	M	7/9/86
1.41.31.0	Duncan Knox (59) (-)	V	C	10/5/86
1.42.30.0	Robyn Whyte (52) (2)	A	C	6/86
1.42.53.0	Keith Law () (7)	N	Richmond	24/5/86
1.43.40.0	Michael Bodey (66) (-)	V	M	13/7/86
1.43.41.0	Simon Rickinson() (9)	V	M	14/12/86
1.44.05.0	Andrew Ludwig (66) (1)	Q	B	6/86

c track
(-) en-roum

30KM WALK

1986/87

2.05.59.0	Dave Smith (55) (1)	V	C	10/5/86
2.07.47.0	Simon Baker (58) (1)	V	Edinburgh	31/7/86
2.09.20.0	Baker (2)	C		10/5/86
2.12.34.0	Willi Savall (41) (3)	V	C	10/5/86
2.14.29.0	Savall (5)		Edinburgh	31/7/86
2.15.05.0	Andrew Jachno (62) (4)	V	C	10/5/86
2.18.01.0	Baker (1)	M		25/1/87
2.18.07.0	Michael Harvey(62) (2)	V	M	25/1/87
2.18.34.0	Harvey (5)	C		10/5/86
2.19.30.0	Jachno (-)	M		13/7/86
2.21.27.0	Steve Hausfeld(52) (6)	A	C	10/5/86
2.23.24.0	Colin Barnett (64) (7)	N	C	10/5/86
2.24.27.0	Terry Jones (48) (1)	W	P	25/5/86
2.25.29.0	Mark Donahoo (58) (3)	V	M	25/1/87
2.26.09.0	Ian Waters (67) (4)	V	M	25/1/87
2.27.14.0	Craig Brill (67) (5)	V	M	25/1/87
2.30.12.0	Ian Fay (60)	(1)	S	A 24/5/86
2.30.15.0	Dave Thomson (45) (8)	A	C	10/5/86
2.31.14.0	Rob McFadden (66) (9)	S	C	10/5/86
2.33.00.0	Clarrie Jack (45) (1)	V	M	14/9/86
2.34.42.0	Tomaz Kozak (61) (2)	W	P	25/5/86
2.36.19.0	Mark Wall (56) (11)	V	C	10/5/86
2.36.47.0	Duncan Knox (59) (12)	V	C	10/5/86
2.37.08.0	John Smith (38) (2)	N	Richmond	19/4/86
2.42.54.0	Peter Vyama (52) (2)	V	M	7/9/86
2.44.02.0	Martin Wall () (3)	V	M	7/9/86
2.44.28.0	Andrew Ludwig (66) (1)	Q	B	5/86

50KM WALK

All Time				
3.46.34.0	Willi Savall (41) (1)	V	A	6/4/80
4.01.02.0	Andrew Jachno (62) (1)	V	A	18/3/84
4.05.17.0	Tim Erickson (50) (25)	V	Eschborn	30/9/79
4.04.27.0	Michael Harvey(62) (2)	V	A	17/8/86
4.11.08.0	Bill Dyer (61) (1)	V	M	15/7/84
4.11.38.0	Steve Hausfeld(52) ()	N/A	C	28/6/86
4.13.55.0	John Sheard (48) (36)	V	Eschborn	30/9/79
4.14.17.0c	Bob Gardiner (36) (1)	V	M	24/8/68
4.16.34.0	Ian Fay (60)	(3)	V	M 7/7/85
4.17.44.0	Keith Knox (50)	(1)	N	S 18/8/84
4.20.00.0	Ted Allsopp (26)	(2)	V	M 24/9/66
4.20.38.0	Peter Pullager(43) (1)	S	A	4/9/71
4.22.50.8	Frank Clark (43) (1)	N	S	26/8/67
4.23.16.9	Craig Brill (67) (3)	V	M	8/3/87
4.23.56.2	Ian Hodgkinson(48) (1)	W	P	11/9/72
4.24.19.6	Ron Crawford (36) (11)	N	Tokyo	18/10/64
4.24.44.0	Bruce Cook (56)	(1)	Q/A	C 3/7/82
4.25.09.6c	Noel Freeman (38) (2)	V	M	23/8/58
4.25.28.0	Terry Jones (48) (5)	W	A	17/8/86
4.25.44.6	Mark Donahoo (58) (4)	V	M	8/3/87

1986/87

3.59.48.0	Willi Savall (41) (1)	V	A	17/8/86
4.04.27.0	Michael Harvey(62) (2)	V	A	17/8/86
4.06.51.5	Savall (1)	N	M	8/3/87
4.11.38.0	Steve Hausfeld(52) (1)	A	C	28/6/86
4.17.40.0	Andrew Jachno (62) (3)	V	A	17/8/86
4.21.51.0	Hausfeld (6)	A	M	17/8/86
4.20.15.2	Harvey (2)	N	M	8/3/87
4.23.16.9	Craig Brill (67) (3)	V	M	8/3/87
4.25.28.0	Terry Jones (48) (5)	W	A	17/8/86
4.25.44.6	Mark Donahoo (58) (4)	V	M	8/3/87
4.31.37.0	Colin Barnett(64) (6)	N	A	17/8/86
4.32.08.0	Clarrie Jack (45) (2)	V	M	13/7/86
4.33.13.0	Mark Wall (56)	(3)	V	M 13/7/86
4.36.20.7	Ian Waters (67)	(5)	V	M 8/3/87
4.37.43.9	Duncan Knox (59)	(6)	V	M 8/3/87
4.43.11.0	Robin Whyte (52)	(2)	A	C 28/6/86
4.52.37.0	Jack Grimeses (67) (2)	N	S	12/7/86
4.53.39.0	Harry Summers (35)	(4)	V	M 13/7/86
5.08.20.0	Andrew Ludwig (66) (10)	Q	A	17/8/86
5.22.20.0	Keith Law () (11)	N	A	17/8/86
5.23.00.0	Don Cox (46)	(1)	S	A 7/86
5.23.26.0	J. Turnbull () (1)	W	P	7/86

HIGH JUMP

All Time

2.28	John Atkinson (63) (1)	Q	M	31/3/84
2.22	Phil Henderson(67) (1)	V	Swansea	28/6/86
2.21	Peter Boyce (46)	(1)	V	Fresno 30/3/68
2.21	Gordon Windeyer(54)(1)	N	E	3/6/78
2.20	Tony Snaazwell(42) (1)	V	Tokyo	14/10/63
2.20	John Knight (58) (2)	V	B	3/2/85
2.20	Mike Allen (66)	(1)	W	P 2/3/85
2.20	Marc Howard (66) (1)	V	M	20/12/86
2.19	Laurie Peckham(44) (-1)	V	M	23/10/65
2.184	Larry Sayers (57) (1)	N	Tallahassee	22/3/80
2.18	David Hoyle (63) (1)	V	A	21/3/81
2.18	Damian Mednis (66) (1)	Q	B	8/11/86
2.16	Peter Wright (49) (2)	N/V	Fullman	14/6/70
2.16	David Anderson(65) (1)	W	B	21/3/82
2.16	Mark Barratt (58) (5)	S	London	24/7/82
2.16	Ian Rutledge (65) (1)	Q	B	3/3/84
2.16	Des Braithwaite(65)(1)	V	M	24/1/87
2.15	Mark Lane (64)	(1)	Q	M 30/3/84
2.15	Joe Cardone (65)	(1)	S	A 15/2/86
2.144	Colin Ridgway (39) (1)	V	Laredo	10/3/62

1986/87

2.22	Phil Henderson (67)(1)	V	Swansea	28/6/86
2.20	Marc Howard (66)	(1)	V	M 20/12/86
2.18	Damian Mednis (66) (1)	Q	B	8/11/86
2.18	Henderson (1)	M		8/1/87
2.18	Henderson (7)		Athens	10/7/86
2.16	Des Braithwaite(65)(1)	V	M	24/1/87
2.16	Howard (1)	S		28/3/87
2.15	Mednis (1)	B		15/11/86
2.15	Mednis (1)	B		29/11/86
2.15	Braithwaite (2)	M		20/12/86
2.15	Henderson (1)	M		21/2/87
2.15	Mednis (1)	B		7/3/87
2.15	Henderson (1)	M		18/3/87
2.14	Andrew Rogers (69) (1)	S	A	22/11/86
2.13	Ian Rutledge (65) (1)	Q	B	21/2/87

2.12	David Anderson(65)	(1)	W	F	10/1/87	4.80	Kym Simons (58)	(1)	S	A	13/12/86
2.11	Ross Wickham (64)	(1)	W	F	15/11/86	4.80	John Mattinson(65)	(1)	S	A	31/1/87
2.10	John Atkinson (63)	(+5)	Q	London	21/6/86	4.80	Bruce Barbour (64)	(1)	Q	B	31/1/87
2.10	Warren Lefebvre(70)	(1)	M	S	16/12/86	4.80	Gavin Vernon (59)	(2)	M	S	4/4/87
2.10	Neale Smith (65)	(7)	N	S	28/3/87	4.75	Tim Foster (67)	(3)	S	A	1/3/87
2.09	Cameron Lutch (69)	(2)	Q	S	13/12/86	4.70	Rob Sadler (58)	(2)	NZ/S	A	7/3/87
2.08	Theo Kavleris (69)	(5)	N	Bad Weichenhall	21/6/86	4.60	Chris Spillane(67)	(1)	V	M	10/3/87
2.08	David Harrison(66)	(3)	Q	B	28/2/87	4.60	Andrew Stewart(55)	(1)	V	M	1/2/87
2.07	Simon Shirley (66)	(dec)	Q	Los Angeles	18/5/86	4.50	Mark Stewart (62)	(2)	V	M	14/5/86
2.07	Ian Garrett (70)	(2)	M	S	16/12/86	4.50	Stuart Andrews(62)	(dec)	N	A	15/3/87
2.07	Jason Little (70)	(3)	Q	S	13/12/86	4.45	John Eaton ()	()	N	Canada	8/86
2.07	Brad Parker ()	(6)	M	A	14/3/87	4.45	Michael Smith (61)	(2)	V	M	3/2/87
2.06	David Weber (70)	(3)	Q	S	13/12/86	4.45	Peter Fossey (59)	(2)	V	M	21/2/87
2.05	Pat O'Callaghan(70)	(1)	V	M	9/11/86	4.40	Rob Huddis (54)	(1)	V	M	20/12/86
2.05	Tim Minehan (67)	(1)	N	S	15/11/86	4.40	Rob Jarmyn (65)	(6)	S	A	1/3/87
2.05	Renato Cik ()	(1)	V	M	25/11/86	4.40	Michael Heynen(69)	(7)	S	A	1/3/87
2.05	Joe Cardona (65)	(1)	S	A	29/11/86	4.40	Paul Anderson (62)	(2)	V	C	7/3/87
2.05	Mark Barratt (65)	(3)	S	A	26/1/87	4.40	Dean Smith (67)	(1)	Q	B	8/3/87
2.05	Michael Hawkey(66)	(1)	V	M	17/1/87	4.30	Brett Randall (59)	(1)	V	M	11/11/86
2.05	Chris Kearney ()	(2)	V	M	20/1/87	4.30	Luke Veal (60)	(1)	V	Bailarat	15/11/86
2.05	Geordin Scott ()	(1)	A	C	14/2/87	4.30	Nesir Avdic (57)	(7)	V	M	21/2/87
2.05	Mark Tully (67)	(1)	V	M	22/2/87	4.30	Robert Spreadborough()	()	W	F	21/1/87
2.05	Mark Lane (64)	(5)	Q	B	7/3/87	4.30	Nick Linthorne()	(1)	W	F	28/2/87
2.05	Dean Capobianco()	(6)	W	S	26/3/87	4.30	James Middleton(61)(dec)	N	A	14/3/87	
2.03	John Waters (71)	(3)	Q	A	15/3/87	4.30	Simon Shirley (66)	(dec)	Q	Indianapolis	7/6/86
2.02	John Delamare (69)	(3)	M	S	19/10/86	4.20	Chris Bradshaw (61)(2)	V	M	15/11/86	
2.02	Mark Thebridge(62)	(1)	M	S	10/1/87	4.20	Anthony Hough (64)	(5)	N	C	7/3/87
2.02	Glenn Jones (68)	(4)	N	S	29/3/87	4.20	Nick Milanovic ()	(2)	V	M	11/11/86
2.01	Mark Bellier (69)	(1)	S	A	10/10/86	4.15	Sean Radt (70)	(1)	N	S	12/12/86
2.00	David Morrow (59)	(2)	N	North London	10/5/86	4.15	Greg Collings (67)	(4)	S	A	28/2/87
2.00	Paul Cameron (67)	(5)	Q	Beijing	23/8/86	4.15	Todd Apted (70)	(1)	T	L	14/2/87
2.00	M. York ()	(1)	N	S	9/86	4.10	Geoff Jones (59)	(3)	M	S	28/2/87
2.00	Grant Newell (69)	(2)	N	S	18/10/86	4.10	Allan Flynn (67)	(4)	N	S	28/2/87
2.00	Matthew Brown ()	(1)	S	A	18/10/86	4.10	David Pfeiffer()	(2)	V	M	21/2/87
2.00	Darren Hoaking(69)	(1)	S	A	21/1/86	4.05	Peter Hurd ()	(2)	N	S	22/11/86
2.00	Todd Apted (70)	(1)	T	L	8/11/86	4.00	Colin Mackie (60)	(1)	V	M	9/12/86
2.00	Steven Orr (70)	(2)	V	M	9/11/86	4.00	Stephen Rippon (66)	(1)	W	F	7/1/87
2.00	Scott Oliver (69)	(1)	V	M	25/11/86	4.00	Mark Bailey (70)	(2)	W	P	7/1/87
2.00	C. Balsak ()	(2)	V	M	29/11/86	4.00	Dale van Haren ()	(3)	W	S	18/1/87
2.00	Ian Wilmoth (67)	(3)	V	M	22/2/87	4.00	Damian Woods ()	(2)	N	S	14/2/87
2.00	Sean Seery (63)	(2)	N	C	8/3/87	4.00	Tim Schwedt ()	(1)	S	A	7/3/87
2.00	Brian Duval ()	(2)	A	C	8/3/87	4.00	Stephen Bews (62)	(dec)	A	A	14/3/87
2.00						4.00	Murray Priestley(65)(2)	V	M	18/3/87	

Indoors

5.27 Arkell (1) Albuquerque 27/2/87

POLE VAULT

All Time

5.53	Don Baird (51)	(1)	V	Long Beach	16/4/77
5.35	Neil Honey (63)	(1)	V	M	21/2/87
5.30	Ray Boyd (51)	(1)	V	M	15/3/76
5.25	Steve Wilson (68)	(2)	S	M	20/3/86
5.21	Simon Arkell (66)	(1)	S	Albuquerque	28/3/87
5.19	Ed Johnson (46)	(1)	V	M	4/12/71
5.15	Andrew Stewart(55)	(2)	V	M	24/2/80
5.05	Greg Walwright(61)	(1)	S	A	21/12/85
5.05	Kym Simons (58)	(2)	S	A	2/3/86
5.00	Rob Chisholm (57)	(1)	V	M	12/11/83
4.95	Rob Huddle (54)	(1)	V	M	26/2/77
4.88	Mike Sullivan (45)	(1)	V	M	17/3/68
4.85	Justin Thomas (67)	(1)	S	S	28/3/87
4.83	Trevor Eickel (43)	(1)	W	M	16/3/68
4.81	Peter Hadfield(55)	(dec)	N	A	8/4/84
4.81	Adam Steinhardt(69)	(1)	S	A	14/2/87
4.80	Brett Randall (59)	(2)	V	M	22/11/80
4.80	John Mattinson(65)	(2)	S	A	11/3/84
4.80	Tim Foster (67)	(1)	S	A	16/2/86
4.80	Gavin Vernon (59)	(2)	N	S	4/4/87
4.80	Bruce Barbour (64)	(1)	Q	B	31/1/87

1986/87

5.35	Neil Honey (63)	(1)	V	M	21/2/87
5.30	Honey (1)			Auckland	31/1/87
5.30	Honey (1)			A	1/3/87
5.30	Honey (1)			C	14/3/87
5.25	Honey (1)			M	18/3/87
5.25	Honey (1)			S	29/3/87
5.21	Simon Arkell (66)	(1)	S	Albuquerque	28/3/87
5.20	Honey (6)			Gatashead	27/6/86
5.20	Honey (2)			Brussels	13/7/86
5.20	Honey (5)			Birmingham	18/7/86
5.20	Honey (3)			Edinburgh	1/8/86
5.20	Honey (1)			C	7/1/87
5.20	Honey (3)			F	24/1/87
5.20	Honey (1)			C	7/3/87
5.20	Honey (1)			S	4/4/87
5.00	Steve Wilson (68)	(1)	S	Swansea	28/6/86
4.85	Justin Thomas (67)	(1)	S	S	28/3/87
4.81	Adam Steinhardt(69)	(1)	S	A	14/2/87

LONG JUMP

All Time	8.27 (+1.2)	Gary Honey (59)	(1)	V	Budapest	20/8/84
	8.08 ()	Chris Commons (50)	(1)	V	S	14/1/78
	8.07 ()	Allan Crawley (41)	(2)	V	Los Angeles	9/7/67
	8.04 ()	Phil May (45)	(1)	W	F	8/12/70
	7.95 ()	Ross Blackman (51)	(1)	Q	Eugene	4/5/74
	7.92 ()	Michael Morgan(66)	(1)	V/A	B	8/11/86
	7.91 ()	Murray Tolbert(46)	(1)	N	S	4/3/72
	7.91 ()	Ken Lorraway (56)	(1)	A	C	30/1/82
	7.82 (+1.4)	David Culbert (67)	(2)	V	A	16/3/86
	7.77 ()	Bruce Field (47)	(1)	V	M	17/3/70
	7.76 ()	Ian Campbell (57)	(2)	V	M	13/11/79
	7.76 ()	Steve Knott (59)	(1)	T	H	16/1/82
	7.73 ()	Graham Taylor (46)	(1)	Q	C	25/5/71
	7.72 ()	Peter Buttery (47)	(1)	Q	S	15/1/71
	7.71 ()	Ian Tomlinson (36)	(1)	W	S	1/2/64
	7.70 ()	Peter Halson (56)	(1)	V	M	1/12/73
	7.68 ()	Peter Hadfield(55)	(dec)	N	S	17/12/77
	7.66 ()	Laurie Walkley(47)	(1)	N	S	22/2/69
	7.66 ()	Peter Reece (44)	(2)	S	B	13/3/71
	7.66 ()	Don Commons (52)	(2)	V	S	14/1/78

1986/87

8.16 (+1.7)	Gary Honey (59)	(1)	V	M	22/2/87
8.11 (+2.0)	Honey (1)			C	14/3/87
8.09 (+0.5)	Honey (1)			M	6/12/86
8.08 (+2.0)	Honey (1)			Edinburgh	31/7/86
8.06 (+0.7)	Honey (1)			Birmingham	18/7/86
8.02 ()	Honey (1)			M	24/1/87
7.97 ()	Honey (1)			Cork	8/7/86
7.97 (+0.4)	Honey (1)			Paris	22/7/86
7.95 ()	Honey (1)			M	21/1/87
7.93 (+0.9)	Honey (1)			C	7/3/87
7.92 ()	Michael Morgan(66)	(1)	Q	B	8/11/86
7.77 (0.0)	David Culbert (67)	(-)	V	S	29/3/87
7.53 (+1.0)	Peter Bubber (61)	(2)	S	A	1/3/87
7.47 ()	Simon Shirley (66)	(dec)	Q	Los Angeles	18/5/86
7.47 ()	Peter Fossey (59)	(dec)	V	A	24/1/87

7.41 (+0.1)	Darren Hosking(69)	(1)	S	A	14/2/87	15.29 ()	Greg Flawecki (63)	(2)	S	A	28/2/87
7.38 ()	Clint Harvey (68)	(2)	Q	B	21/2/87	15.12 ()	Peter Beaty (67)	(1)	V	M	15/11/86
7.31 ()	Mark Helier (69)	(1)	S	A	22/11/86	15.08 (0.0)	Tim Barnes (67)	(-)	M	S	27/3/87
7.30 ()	Michael Bourke(64)	(2)	V	M	7/2/87	15.04 (0.0)	Nick Hodgson (63)	(3)	V	M	21/2/87
7.28 ()	Andrew Newton (63)	(1)	W	P	7/1/87	15.01 (+1.3)	Andrew Baker (66)	(7)	V	S	28/3/87
7.26 ()	Ian van Roden (66)	(3)	Q	B	8/11/86	15.00 ()	Paul Simensen (66)	(1)	N	S	1/87
7.25 (-0.5)	Lynett Johnson(70)	(-)	Q	S	14/12/86	15.00 (+1.4)	Llanley Crowder(66)(8)	N	S	28/3/87	
7.23 (+1.2)	Andrew Murphy (69)	(2)	V	S	14/12/86	14.99 ()	Darren Hosking (69)(3)	S	Tianjing	28/8/86	
7.23 ()	John Smith (53)	(2)	V	M	24/1/87	14.92 ()	Craig Soythe (63)	(2)	V	M	7/1/87
7.23 ()	Brian Hutchins(58)	(1)	M	S	28/2/87	14.89 ()	Matt Sweeney (66)	(1)	V	M	14/5/86
7.22 ()	Andrew Baker (66)	(1)	V	M	11/11/86	14.80 ()	Martin Ryan (62)	(3)	V	M	14/5/86
7.21 ()	Robert Hallam (62)	(2)	K	S	28/2/87	14.74 ()	Andrew Buchan (66)	(1)	V	M	29/11/86
7.20 ()	Paul Simensen (66)	(1)	N	S	31/1/87	14.73 ()	Mal Duncan ()	(2)	V	M	3/2/87
7.19 ()	Rod Zuyderwick()	(1)	Q	B	10/86	14.70 ()	Michael Bourke(64)	(1)	V	M	13/12/86
7.17 ()	Allan Flynn (67)	(3)	N	S	28/2/87	14.69 (+1.5)	Simon Miotto ()	(3)	T	A	13/3/87
7.17 ()	Stuart Andrews(62)	(dec)	N	A	13/3/87	14.68 ()	Greg Gorman (69)	(1)	N	S	22/2/87
7.15 ()	Dean Smith (67)	(1)	Q	B	7/12/86	14.67 ()	Clay Tompkins (53)	(1)	N	S	3/1/87
7.14 ()	Anthony Coombes(64)	(1)	V	M	7/2/87	14.60 ()	Peter Butler (56)	(1)	N	S	18/1/87
7.13 ()	Peter Beames (63)	(1)	V	C	22/11/86	14.50 ()	Philip Ting (67)	(1)	N	S	25/10/86
7.13 ()	Robert Knight ()	(1)	S	A	29/11/86	14.38 ()	Bohdan Babjczuk(52)(3)	V	M	10/2/87	
7.13 (+1.3)	Steve Wachtel (64)	(4)	S	A	1/3/87	14.34 ()	David Culbert (67)	(2)	V	M	15/11/86
7.12 ()	Eddy vander Jagt(67)(1)	N	S	A	10/1/87	14.32 ()	Andrew Blight ()	(3)	V	M	13/2/86
7.12 (+0.8)	Andrew Rogers (69)	(2)	S	A	15/3/87	14.30 ()	Clint Harvey (68)	(2)	Q	B	1/11/86
7.10 ()	Mal Duncan ()	(3)	V	M	24/1/87	14.26 ()	Shane Bilborough(68)	()	V	M	18/11/86
7.08 ()	Greg Harvey ()	(1)	W	P	1/3/87	14.22 (+2.0)	Alan Novrojee (71)	(4)	W	P	24/1/87
7.06 (+1.8)	Paul Freedy ()	(-)	W	P	14/2/87	14.20 ()	Scott Oliver (69)	(1)	V	M	11/10/86
7.06 ()	Albert Juhaaz ()	(1)	T	H	27/2/87	14.19 (+1.4)	Shane Cassey (71)	(1)	W	P	7/11/86
7.04 ()	Anthony Ryan ()	(2)	Q	B	10/86	14.11 (+2.0)	Darren Brown ()	(5)	S	A	13/3/87
7.04 (+0.7)	Greg Flawecki (63)	(4)	S	A	31/1/87	14.02 ()	Peter Stanley (57)	(6)	V	M	15/11/86
7.02 (+0.2)	Robert Syme (64)	(5)	S	A	31/1/87						
7.02 ()	Paul Mankervis ()	(2)	T	H	27/2/87						
7.02 ()	Tim Barnes (67)	(1)	N	S	28/2/87						
7.00 ()	Errett Vanderwyk(69)(2)	V	M		18/3/87						
6.99 (+1.4)	Chris Lawson ()	(4)	V	S	14/12/86						

Wind Assisted

8.28 (+3.3)	Honey	(1)	M		7/2/87
8.01 (+2.7)	Morgan	(2)	M		6/12/86
7.93 (+5.4)	Culbert	(2)	S		29/3/87
7.50 (+3.2)	Johnson	(1)	S		14/12/86
7.26 (+4.8)	Baker	(6)	S		29/3/87
7.18 (+3.4)	Vanderwyk	(3)	S		28/3/87

Indoor

7.48 Glenn Carroll (67) N USA

TRIPLE JUMP

All Time

17.46 (+1.7)	Ken Lorravay (56)	(1)	A	London	7/8/82
17.09 (+0.5)	Ian Campbell (57)	(2)	V	M	17/1/80
17.02 (+2.0)	Phil May (45)	(6)	W	Mexico City	17/10/68
16.55 ()	Don Commons (52)	(1)	V	C	30/10/77
16.55 ()	Peter Beames (63)	(-)	V	London	21/6/86
16.53 ()	Mick McGrath (47)	(1)	V/N	M	15/2/69
16.36 ()	John Baguley (40)	(-)	W	P	24/2/62
16.28 ()	Ian Tomlinson (36)	(-)	W	F	24/2/62
16.23 ()	Graham Soame (41)	(1)	S	A	22/4/64
16.22 ()	Phil Wood (53)	(1)	V	Edmonton	2/8/78
16.16 (-0.5)	Gary Honey (59)	(4)	V	Edinburgh	2/8/86
16.05 (+0.7)	Matt Sweeney (66)	(2)	V	A	15/3/86
16.00 ()	Laurie Walkley (47)(1)	N	S		25/11/72
15.94 (+1.4)	Ian Van Roden (66)	(1)	Q	A	14/3/86
15.82 ()	Robert Syme (64)	(1)	S	A	28/2/87
15.78 ()	Jack Metcalfe (12)	(1)	N	S	14/12/35
15.70 ()	Lloyd Miller ()	(1)	N	S	11/2/39
15.69 ()	Maurie Drew (42)	(-)	V	M	4/2/67
15.66 ()	David Commons (56)	(3)	V	M	12/2/77
15.66 ()	Paul Cleary (62)	(1)	V/A	M	19/12/81

1986/87

16.55 ()	Peter Beames (63)	(-)	V	London	21/6/86
16.51 (-0.2)	Beames (1)			Brussels	13/7/86
16.42 (+1.6)	Beames (3)			Edinburgh	2/8/86
16.39 ()	Beames (1)	C			14/1/87
16.32 ()	Beames (2)	F			22/1/87
16.32 (+2.0)	Beames (-)	F			24/1/87
16.23 ()	Beames (5)			Gateshead	27/6/86
16.16 ()	Beames (-)			Birmingham	18/7/86
16.16 (-0.5)	Gary Honey (59)	(4)	V	Edinburgh	2/8/86
16.11 ()	Beames (4)			Belfast	30/6/86
16.11 (-0.5)	Beames (1)	M			21/2/87
16.00 ()	Beames (4)			Gateshead	5/8/86
15.82 ()	Robert Syme (64)	(1)	S	A	28/2/87
15.61 ()	Andrew Newton (63)	(1)	W	P	1/3/87
15.46 ()	Ian van Roden (66)	(1)	Q	B	10/1/87
15.41 (-1.2)	Andrew Murphy (69)	(2)	V	S	28/3/87
15.35 ()	John Mackenzie(65)	(1)	W	P	20/12/86

Wind Assisted

16.90 (+2.8)	Beames (2)	London	21/6/86	
15.62 (+3.0)	Newton (1)	F	17/1/87	
15.56 (+4.0)	Murphy (1)	S	12/12/86	
15.11 ()	Crowder (1)	S	24/1/87	
15.11 (+2.4)	Barnes (2)	S	27/3/87	
15.06 (+3.8)	Hosking (1)	S	14/12/86	
14.95 (+4.3)	Lynett Johnson(70)	Q	S	12/12/86
14.89 (+2.4)	Gorman (1)	S	14/12/86	

SHOT PUT

All Time

18.89	Stuart Cyngeil (63)(1)	N	M	21/3/85	
18.88	John Minns (67)	(1)	V	Geelong	14/3/87
18.52	Phil Nettle (54)	(1)	S	S	12/2/84
18.40	Matt Barber (56)	(1)	W	P	4/10/81
18.40	Joe Quigley (62)	(1)	V	C	20/1/87
18.39	John McNamara (61)	(1)	Q	B	1/2/86
18.14	Kay Rigby (49)	(1)	V	M	4/3/83
17.71	Greg Sedgwick (62)	(1)	Q	B	11/1/86
17.54	Wayne Barber (60)	(1)	W	P	2/3/85
17.52	Peter Phillips (42)(1)	Q	B		23/9/73
17.39	Mike Barry (53)	(1)	Q	M	31/3/74
17.36	Peter Miskov (38)	(1)	V	Charleston	23/5/64
17.35	Warwick Selvey (39)(1)	N/V	M		22/4/62
17.34	Paul Mandapi (61)	(2)	V	M	31/1/85
17.25	Bill Meynes (60)	(1)	N	S	2/2/83
17.23	Ben Laidler (68)	(1)	W	Swansea	28/6/86
17.18	Alex Brown (51)	(2)	W	P	26/3/72
16.90	Vlad Slavnic (58)	(2)	V	M	4/3/86
16.88	Werner Reiterer(68)(3)	V	Bad Reichenall	21/6/86	
16.78	Richard Brown (40)	(2)	W	S	22/3/80

1986/87

18.88	John Minns (67)	(1)	V	Geelong	14/3/87
18.69	Minns (2)			Hamilton	28/1/87
18.64	Minns (1)	S			29/3/87
18.47	Minns (2)	F			24/1/87
18.44	Minns (1)	M			18/12/86
18.43	Minns (1)	M			21/2/87
18.40	Joe Quigley (61)	(1)	V	C	20/1/87
18.39	Minns (2)	C			20/1/87
18.35	Quigley (2)	M			21/2/87
18.33	Minns (1)			Auckland	31/1/87
18.30	Stuart Cyngeil (63)(2)	N	Brussels	13/7/86	
18.27	Minns (2)	F			22/1/87
18.25	Minns (1)	S			27/3/87
18.24	Cyngeil (1)			Deinze	11/7/86
18.22	John McNamara (61)	(1)	Q	M	18/3/87
18.21	McNamara (3)	C			20/1/87
17.23	Ben Laidler (68)	(1)	W	Swansea	28/6/86
16.88	Werner Reiterer(68)(3)	V	Bad Reichenall	21/6/86	
16.72	Paul Mandapi (61)	(4)	V	C	20/1/87
16.13	John Hancy (60)	(2)	W	P	28/2/87
15.90	Vlad Slavnic (58)	(1)	V	M	15/11/86
15.61	Peter McGrath (61)	(4)	N	S	29/3/87

15.56	Sean Carlin (67)	(1)	S	A	1/3/87	46.32	Philip Prkovic (65)(1)	N	S	3/1/87	
15.12	Philip Prkovic(65)	(2)	N	C	7/3/87	46.22	Matthew Horneman(65)(5)	N	S	28/2/87	
15.06	Stephen Hall (63)	(1)	V	M	22/11/86	46.04	Wayne Martell (64) (1)	Q	B	8/11/86	
14.67	Peter Lonsdale (65)(1)	Q	B		21/2/87	45.48	Ray Edwards (67) (1)	Q	B	7/3/87	
14.66	Todd Davey (66)	(2)	W	F	6/12/86	45.40	Craig Watson (66) (1)	T	H	27/2/87	
14.66	Andrew May (67)	(1)	V	M	22/2/87	45.10	Sanitesi Latu (51) (1)	V	M	8/11/86	
14.62	Craig Watson (66)	(2)	T	M	7/2/87	44.76	Andrew May (67) (1)	V	M	11/10/86	
14.60	Sanitesi Latu (51) (1)	V	M		22/11/86	44.33	M. Hall () (3)	V	M	17/2/87	
14.49	Ray Edwards (67)	(3)	Q	S	27/3/87	44.21	Scott Ellard (65) (4)	V	M	17/2/87	
14.39	Jamie Highland(65)	(3)	W	F	17/1/87	44.08	Peter Lonsdale(65) (5)	Q	B	7/3/87	
14.32	Murray Keen (65)	(3)	W	F	28/2/87	43.64	Rolf Ohman (58)	(2)	S	A	16/1/87
14.15	Paul Anderson (62) (dec)	V	A		13/3/87	43.30	Peter McGrath (61) (3)	N	S	6/12/86	
14.02	Matt McCloskey(68)	(1)	N	S	28/2/87	43.26	Steve Larsson (68) (2)	S	A	29/11/86	
14.01	Stuart Andrews(62) (dec)	N	A		13/3/87	43.18	A. Cameron () (5)	N	S	29/3/87	
14.00	Allister Davey(67) (1)	V	M		13/5/86	43.02	Allister Davey (67)(4)	V	M	22/2/87	
14.00	Steve Larsson (68) (2)	S	A		1/3/87	42.80	Darren Fitchfork() (3)	N	S	3/1/87	
14.00	Jeff Gill (62)	(2)	V	M	15/11/86	42.72	Paul Anderson (62) (dec)	V	A	14/3/87	
13.89	Anthony Malloch(68)(5)	W	F		17/1/87	42.46	Greg Darr () (3)	S	A	29/11/86	
13.89	David Huxley(58)	(2)	A	C	14/3/87	42.02	Rod Guy (45)	(1)	V	M	6/12/86
13.89	Peter Fossey (59) (dec)	V	A		24/1/87						
13.85	Sam Hays (61)	(3)	Q	B	21/2/87						
13.84	Scott Odium () (3)	N	S		3/1/87						
13.84	Rolf Ohman(58)	(1)	S	A	9/1/87						
13.78	Bill Apostolidis(63)(3)	N	S		7/2/87						
13.74	G. Williams () (2)	V	M		20/12/86						
13.66	Alan Davies (65)	(5)	N	S	1/3/87						
13.66	Scott Ellard (65)	(3)	V	M	3/3/87						
13.64	Peter Taylor (41)	(1)	N	S	1/11/86						

Underweight Shot

17.70	Laidler (1)	F			17/1/87
-------	-------------	---	--	--	---------

DISCUS THROW

All Time

65.08	Wayne Martin (55) (1)	N	Newcastle	3/1/79	
61.86	Paul Handapi (61) (1)	V	S	24/2/85	
60.84	Werner Reiterer (68)(1)	V	S	29/3/87	
60.03	Vlad Slavnic (58) (1)	V	M	21/1/87	
58.90	Warwick Selvey (39)(1)	N/V	A	26/2/67	
58.42	Bentley Laidler (68)(3)	W	F	24/1/87	
57.68	Phil Nettie (54) (1)	S	S	23/3/80	
56.96	Dick Friman (52) (1)	Q	B	4/6/78	
56.66	John Hancy (60)	(2)	W	S	8/2/86
55.96	Bill Apostolidis(63)(1)	N	S	27/1/85	
54.99	Lyu Vlahov (40)	(1)	W	P	12/12/70
54.22	Merv Kemp (42)	(1)	S	A	5/3/77
53.56	Jamie Highland (65)(2)	W	F	1/1/86	
53.10	Stuart Cyngeil (63)(4)	N	M	2/3/85	
53.08	Rudy Villani (52) (1)	V	M	15/10/77	
56.00	Joe Quigley (62)	(2)	V	M	21/1/87
51.98	Rob Wilks (54)	(1)	V	M	6/1/80
51.92	Sean Carlin (67)	(2)	S	Hamilton	22/1/86
51.60	Cop Nikolovski(69)	(4)	V	M	21/2/87
51.46	Craig Conedine (59)(1)	V	M		22/10/77

1986/87

61.28	Paul Handapi (61) (2)	V	Hamilton	28/1/87	
60.84	Werner Reiterer(68)(1)	V	S	29/3/87	
60.10	Handapi (1)	C		13/12/86	
60.04	Handapi (1)	S		28/2/87	
60.03	Vlad Slavnic (58) (1)	V	M	21/1/87	
59.86	Handapi (1)	S		28/3/87	
59.54	Handapi (1)	Gateshead		5/8/86	
59.46	Slavnic (1)	M		27/11/86	
59.38	Handapi (1)	M		22/2/87	
59.38	Handapi (1)	S		4/4/87	
59.30	Reiterer (1)	M		11/3/87	
59.20	Handapi (1)	Deinze		11/7/86	
59.20	Handapi (2)	P		24/1/87	
59.10	Handapi (1)	C		20/1/87	
58.42	Ben Laidler (68)	(3)	W	P	24/1/87
56.00	Joe Quigley (61)	(2)	V	M	21/1/87
55.74	John Hancy (60)	(2)	W	F	14/2/87
51.60	Cop Nikolovski(69)	(4)	V	M	21/2/87
51.20	Sean Carlin (67)	(3)	S	Bed Reichenhall	21/6/86
50.86	Bill Apostolidis(63)(1)	N	S		7/2/87
50.78	Jamie Highland (65)(3)	W	F		10/1/87
50.39	John Minns (67)	(1)	V	Geelong	10/1/87
50.24	Alan Bray (64)	(1)	Q	B	7/3/87
50.08	Mark Henderson(63)	(2)	Q	E	7/3/87
49.66	Ian Boller (65)	(4)	Q	S	28/3/87
48.36	Todd Davey (66)	(2)	W	F	15/11/86
48.22	Ken Soutar (57)	(3)	N	S	28/2/87
48.14	Dick Friman (52)	(4)	Q	B	7/3/87
46.84	Sam Hays (61)	(3)	Q	B	21/2/87
46.56	Stuart Andrews (62)(1)	N	C		22/11/86
46.40	Murray Keen (65)	(5)	W	F	10/1/87

HAMMER THROW

All Time

75.90	Peter Farmer (52) (1)	N	Vanves	14/8/79	
74.58	Joe Quigley (61)	(1)	V	M	10/3/87
73.80	Hans Lotz (47)	(1)	V	M	25/4/87
71.34	Dave Huxley (58)	(1)	T/A	C	13/12/86
70.94	Phillip Spivey (61)(1)	V	Hechtel	5/7/86	
70.36	Sean Carlin (67)	(1)	S	S	29/3/87
69.48	Peter Baxevanis (67)(1)	V	M		21/2/87
68.10	Robert Wagner (54)	(3)	N	S	9/3/86
65.16	Gus Puspelo (48)	(2)	V	M	6/3/82
65.16	Eugene Bria (62)	(1)	S	A	23/2/86
63.68	Dick Leffler (32)	(1)	V	M	30/5/64
63.08	Loris Bertolacci (54)(1)	V	S		23/3/80
62.82	Greg Farmer (55)	(1)	N	C	1/10/79
62.50	Andy Pollock (47)	(3)	V	A	21/3/81
62.18	Brad Monk (63)	(7)	Q	B	16/3/86
60.98	Milo Bodrozic (47)	(1)	N	S	4/9/77
60.18	Craig Watson (66)	(2)	T	M	24/1/87
60.11	Bob Brown () (1)	Q	Woodford		11/8/62
59.89	Charlie Morris (26)(1)	N	S		27/10/62
59.44	Wal Jarenko (46)	(1)	N	S	13/12/84

1986/87

74.58	Joe Quigley (61)	(1)	V	M	10/3/87
72.48	Quigley (1)	M			24/1/87
72.18	Quigley (1)	M			21/3/87
71.94	Quigley (1)	C			8/3/87
71.84	Quigley (1)	M			3/2/87
71.84	Quigley (1)	M			22/2/87
71.52	Quigley (1)	M			17/1/87
71.34	Dave Huxley (58)	(1)	A	C	13/12/86
70.94	Phil Spivey (61)	(1)	V	Hechtel	5/7/86
70.58	Quigley (2)	M		Hamilton	28/1/87
70.50	Quigley (1)	M			20/12/86
70.36	Quigley (2)	M		Auckland	31/1/87
70.36	Sean Carlin (67)	(1)	S	S	29/3/87
70.30	Spivey (3)			Edinburgh	26/7/86
70.18	Spivey (1)			Brussels	13/7/86
70.14	Spivey (2)	M			22/2/87
69.48	Peter Baxevanis(67)(1)	V	M		21/2/87
67.92	Hans Lotz (47)	(2)	V	C	8/3/87
67.60	Robert Wagner (54)	(2)	N	S	1/3/87
61.54	Brad Monk (63)	(7)	Q	B	28/2/87
60.18	Craig Watson (66)	(2)	T	M	24/1/87
59.06	Scott Ellard (65)	(3)	V	M	24/1/87
56.84	Matt Sandford(70)	(1)	V	M	24/1/87
56.74	Stephen Hall (63)	(1)	V	M	29/11/86
	George Malachowski(49)				
		(2)	V	M	29/11/86
54.64	Loris Bertolacci(54)(1)	V	M		31/1/87
54.60	Jamie Highland (65)(1)	W	F		13/12/86
52.18	Paul Carlin (70)	(2)	S	A	16/1/87
51.88	Roger Class (50)	(2)	V	M	25/10/86
51.50	Wal Jarenko (46)	(2)	N	S	28/1/87
51.24	Andrew Clarke (59)	(1)	T	L	25/10/86
51.00	Ron Stanovic(60)	(3)	V	M	11/11/86
50.30	Rohan Nelson (69)	(8)	A	Auckland	31/1/87
48.86	Greg Taylor (66)	(2)	N	S	18/2/87
48.76	Philip Prkovic (65)(2)	N	S		20/12/86
48.72	Tom Murrell (62)	(1)	T	L	6/12/86
48.26	Bruce Stanton (61)	(2)	W	F	7/1/87
48.08	Andrew May (67)	(2)	V	M	18/3/87
47.10	Evan James (68)	(3)	S	A	28/2/87
46.96	Ken Readwin (40)	(1)	V	M	20/12/86
46.40	P. Plustwick () (1)	V	M		7/1/87
45.92	Roy Whitehouse (70)(3)	N	S		22/11/86

Underweight Hammer

74.14 Quigley (1) M 7/2/87

JAVELIN THROW

All-Time and 1986/87

76.84 Murray Keen (65) (1) W F 21/2/87
 75.40 Keen (2) S 4/4/87
 75.02 Keen (1) P 1/2/87
 73.96 Jamie Highland(65) (2) W S 29/3/87
 73.70 Keen (5) Auckland 31/1/87
 73.22 Keen (3) S 29/3/87
 72.52 Highland (2) P 1/3/87
 72.30 Keen (1) F 14/2/87
 72.20 Keen (3) Wellington 8/3/87
 71.82 Keen (2) P 22/1/87
 71.48 Keen (1) F 6/12/86
 70.76 Darren Harz (67) (5) V S 29/3/87
 70.66 Keen (4) P 24/1/87
 70.42 Marx (1) M 20/12/86
 70.06 Keen (8) Birmingham 18/7/86
 69.20 Dan Birks (66) (1) S A 1/3/87
 68.46 Graeme Phillips() (1) V M 3/3/87
 67.76 Damian Baker (61) (1) S A 7/3/87
 67.26 Ben Hodgson (66) (2) S A 23/1/87
 66.86 Rob Lettbridge(53) (1) V M 7/2/87
 66.04 John White (68) (4) Q Swansea 28/6/86
 65.88 Colin Garbis (56) (4) V M 21/2/87
 65.48 Ian Wilson (59) (4) W P 22/1/87
 65.44 Rod McCafferty(62) (1) T L 31/1/87
 65.16 Guy Le Page (65) (2) S A 23/1/87
 64.50 Matthew Hodgson(70)(2) S S 28/3/87
 64.10 Wayne Martell (64) (1) Q B 8/3/87
 64.00 Martin Hease (67) (2) N S 28/2/87
 63.90 Sacha Senegue (66) (5) V M 21/2/87
 63.58 John Gan () (2) Q B 1/11/86
 61.58 Anthony Shield(67) (2) T L 7/2/87
 61.32 Simon Steyn (67) (2) N S 18/10/86
 61.08 Rakan Otaas (66) (1) M S 22/2/87
 60.76 Scott Petis (71) (3) Q B 1/11/86
 60.44 Tim Foster (67) (4) S S 28/3/87
 59.60 Francois Rayk (47) (1) N S 22/11/86
 59.48 Allan Flynn (67) (1) N S 22/11/86
 59.30 Stephen Bews (62) (1) A C 14/2/87
 59.12 Rolf Ohman (58) (4) S A 9/1/87

DECATELON (New Tables)

All Time

7855 Peter Hadfield (55)(1) N A 20/3/81
 7726 Stuart Andrews (62)(1) N A 15/3/87
 7584 Simon Shirley (66) (3) Q Los Angeles 19/5/86
 7432 Peter Fossey (59) (1) V M 9/2/86
 7420 Geoff Smith (45) (1) M Edinburgh 27/7/70
 7236 Rob Lettbridge (53)(3) V Christchurch 22/1/74
 7225 Stephen Bews (62) (1) V M 19/12/85
 7166 Paul Anderson (62) (2) V B 12/1/86
 7146 Geoff Jones (59) (1) N S 12/1/86
 7130 Chris Nunn (58) (2) S B 5/9/82
 7107 John Hamann (42) (2) S S 26/3/68
 7099 Rolf Ohman (56) () S Vasteras 17/7/86
 7078 Bruce Field (47) (1) V M 31/1/72
 7070 Adrian Faccioni (65)(1) A C 4/11/84
 7069 Wayne Martell (64) (1) Q B 12/10/86
 7068 James Middleton (61)(10) M Edmonton 10/7/63
 7048 Anthony Hough (64) (4) N H 8/3/86
 7041 Pat Leane (30) (1) V M 20/3/60
 7035 Santesi Latu (51) (1) T/V M 31/1/77
 7017 Tim Foster (67) (13) S Athens 17/7/86

Old Tables (details not known)

7135 Ian English (46) (2) N S 4/1/70

Faced Trial

7991 Peter Hadfield (55)(1) N A 8/4/84

1986/87

7726 Stuart Andrews (62)(1) N A 15/3/87
 7584 Simon Shirley (66) (3) Q Los Angeles 19/5/86
 7568 Shirley (1) Stanford 28/3/87
 7512 Andrews (5) Edinburgh 28/7/86
 7387 Shirley (10) Indianapolis 7/6/86
 7290 Shirley (8) Edinburgh 28/7/86
 7270 Peter Fossey (59) (1) V A 25/1/87
 7099 Rolf Ohman (58) () S Vasteras 17/7/86

7069 Wayne Martell (64) (1) Q B 12/10/86
 7051 Fossey (1) M 11/1/87
 7049 Paul Anderson(62) (2) V A 25/1/87
 7017 Tim Foster (67) (13) S Athens 17/7/86
 6977 Anthony Hough (64) (2) N A 15/3/87
 6909 Stephen Bews (62) (3) A A 15/3/87
 6903 Dean Smith (67) (2) Q A 14/3/87
 6823 Allan Flynn (67) (1) H S 11/1/87
 6777 James Middleton(61)(4) H A 14/3/87
 6773 Chris Nunn (58) (3) S A 25/1/87
 6739 Chris Bradshaw (61)(2) V M 11/1/87
 6690 Geoff Jones (59) (2) N S 11/1/87
 6687 Michael Smith (61) (5) V A 14/3/87
 6425 James Moir () (1) M S 11/1/87
 6400 Peter Wickham () (1) V M 11/1/87
 6192 Peter Urban (52) (4) V M 11/1/87
 6153 Anthony France (67)(2) H S 11/1/87
 6094 Paul Fogarty () (3) Q B 15/2/87
 6002 Roger Groppi (64) (5) V M 11/1/87
 5947 Nick Linthorne() (1) W P 15/2/87
 5914 Malcolm Burt () (6) V M 11/1/87
 5906 Greg Harvey () (1) M P 15/2/87
 5900 C. McKernan () (4) H S 11/1/87
 5898 Paul Nash (66) (4) Q B 15/2/87
 5833 David van Haren() (5) N S 11/1/87
 5759 Andrew Kohlusch(65)(2) N H 15/5/86
 5648 T. Alcorn () (1) H Newcastle 26/11/86
 5627 Leif Larsson () (1) T A 25/1/87
 5631 Simon Brand () (2) V B 15/2/87
 5560 Shane Holubnjachy(67) (1) T H 9/11/86
 5555 P. Radi () (3) N S 11/1/87

WOMEN

100 METRES

All Time (Electric)

11.20 (+1.2) Raelene Boyle (51) (4) V Mexico City 15/10/68
 11.24 (+1.4) Colleen Pekin (57) (3) W B 4/10/82
 11.33 (+1.8) Dianne Burge (42) (2q) S Mexico City 14/10/68
 11.35 (+1.4) Helen Davey (58) (1) Q Quebec City 11/8/79
 11.35 (+0.5) Denise Boyd (52) (4q) Q/V Moscow 25/7/80
 11.39 (+1.9) Diane Holden (63) (1) N S 13/12/80
 11.39 (+1.5) Debbie Wells (61) (1) N S 11/3/84
 11.4e (+1.2) Marilyn Vassella (44) (1q) N Tokyo 15/10/64
 11.50 (+0.6) Pam Ryan (39) (6q) V Mexico City 14/10/68
 11.54 (+1.5) Jenny Flaherty (60)(3) V B 25/9/82
 11.55 (-0.5) Leanne Lynch (60) (4) S/W B 4/9/82
 11.56 (-0.5) Sue Clark (63) (5) N B 4/9/82
 11.59 (+1.5) Leanne Sullivan(63)(2h) N S 28/3/87
 11.61 (-0.3) Jane Flemming (65) (2) V S 28/3/87
 11.62 (-0.3) Kerry Johnson (63) (3) Q S 28/3/87
 11.63 (-0.4) Barbara Wilson (52)(5h) Q Sofia 19/8/77
 11.65 () Marjorie Jackson (31)(1) N Helsinki 22/7/52
 11.68 (-0.8) Marion Hoffman (49)(7h) Q Munich 1/9/72
 11.68 (+1.1) Robyn Lorrway (61)(2) V/A C 22/2/86
 11.70 (0.0) Sue Jowett (56) (3h) QNZ Montreal 24/7/76

Manual

11.0 () Denise Boyd (52) (1) Q/V S 27/10/73
 11.1 () Raelene Boyle (51) (1) V S 13/3/71
 11.1 () Helen Davey (58) (1) Q B 3/3/79
 11.2 () Jenny Lamy (49) (1) N S 21/1/67
 11.2 () Dianne Burge (48) (1) S Mexico City 4/10/68
 11.2 () Debbie Wells (61) (1) N Berlin 5/5/79
 11.2 () Barbara Wilson (52)(2) Q B 30/9/73
 11.3 () Shirley de la Hunty (25) (1) M Warsaw 4/8/55
 11.3 () Marion Hoffman (49)(1) Q S 5/7/70
 11.3 () Alison Hodgson (52)(2) H S 13/3/71
 11.3 () Robin Roak (55) (2) V S 13/12/73
 11.3 () Suzette Sames (55) (1) N S 7/12/75
 11.3 () Diane Holden (63) (1) N S 11/10/80
 11.3 (+1.3) Jenny Flaherty (60)(3) V C 31/1/83

Mixed Race

11.1 (+1.3) Debbie Wells (61) (*) N S 29/2/84

1986/87

11.43 (+1.5) Diane Holden (63) (1h) N S 28/3/87
 11.49 (-0.3) Holden (1) S 28/3/87
 11.59 (+0.5) Holden (1) S 4/4/87

11.59 (+1.5)	Leanne Sullivan(63)(2h)	N	S	28/3/87	23.23 (+1.7)	Kerry Johnson (63) (1)	Q	C	6/3/86	
11.61 (-0.3)	Jane Flemming (65) (2)	V	S	28/3/87	23.31 (+1.9)	Maree Holland (63) (2)	N	Oslø	27/6/85	
11.62 (-0.3)	Kerry Johnson (63) (3)	Q	S	28/3/87	23.32 ()	Sue Jovett (56) (1)	NZ/Q	Auckland	19/3/76	
11.64 (+1.5)	Holden (1)	S		3/1/87	23.36 (+1.7)	Sharon Stewart (65)(2)	V	C	6/3/86	
11.66 (+1.9)	Flemming (1)	Hechtel		5/7/86	23.39 (+1.7)	Helen Davey (58) (4)	Q/N	B	5/9/82	
11.69 (+0.1)	Flemming (1)	M		22/2/87	23.42 (+1.7)	Sue Alton (66)	(3)	M	6/3/86	
11.71 ()	Johnson (1)	B		28/2/87	23.44 (+1.8)	Penny Gillies (51) (5)	N	B	23/3/80	
11.73 (-0.3)	Sue Alton (66)	(4)	N	28/3/87	23.45 (+0.6)	Robin Book (55)	(7)	V	Christchurch	29/1/74
11.74 (-2.6)	Holden (1)	C		20/1/87	23.55 ()	Betty Curbert (38)(1)	N	H	30/11/56	
11.74 ()	Johnson (1)	B		25/2/87	23.58 (+1.7)	Leanne Lynch (60) (5)	S/W	H	5/9/82	
11.78 ()	Kathleen Wright(63)(1)	Q	N	7/3/87	23.59 ()	Marjorie Jackson (31)(1a)	N	Helainki	26/7/52	
11.79 (+1.6)	Jenny Laurendet(62)(1)	N	S	7/2/87	23.59 (+0.7)	Sally Fleming (61)	W/A	S	4/4/87	
11.81 (+1.5)	Leanne Sharp (62) (4h)	Q	S	28/3/87						
11.84 ()	Sharon Ruxton (57) (1)	S	A	22/11/86						
11.88 ()	Monique Dunstan(70)(3)	Q	B	7/3/87						
11.93 (+1.5)	Julie Austin (65) (6h)	N	S	28/3/86	Manual	22.3 (+0.5)	Denise Boyd (52) (1)	Q/V	S	30/12/79
11.74 ()	Cina Tovo (70)	(1)	N	29/9/86	22.6 ()	Raelene Boyle (51) (1)	V	S	20/6/76	
11.74 ()	Joanne Schmidt (61)(1)	V	M	7/2/87	22.9y ()	Margaret Burvill (41)(1)	W	F	22/2/64	
11.95 (+1.6)	Tania van Beer (70)(1)	S	A	15/3/87	22.8 ()	Debbie Wells (61) (2)	N	B	28/2/76	
12.00 (0.0)	Melissa Moore (68) (7a)	N	Athens	17/7/86	22.9 ()	Jenny Lamy (49)	(1)	M	S	3/1/74
12.02 (+1.5)	Kathy Lee (64)	(7h)	V	28/3/87	23.0 ()	Dianne Burge (43) (1)	S	A	10/3/68	
12.03 (+1.9)	Sharon Stewart(65) (3)	V	Hechtel	5/7/86	23.0 ()	Sue Jovett (56)	(1)	NZ/Q	Auckland	6/2/76
11.84 (+2.0)	Brigitte Mullen(66)(1)	V	M	25/11/86	23.0 ()	Penny Gillies (51) (1)	N	B	24/2/80	
11.84 ()	Miriam Spitzler(64)(1)	W	P	17/1/87	23.2y ()	Betty Curbert (38)(1)	N	H	7/5/60	
11.84 ()	Denise Maher (68) (2)	W	P	17/1/87	23.1 ()	Robin Book (55)	(1)	V	S	13/12/73
11.84 ()	Jan Mera (60)	(2)	V	7/2/87	23.1 ()	Margaret Sargent (54)(2)	N	S	3/1/74	
11.84 ()	Natasha Stenberg(71)(2h)	N	S	11/2/87	23.1 ()	Colleen Pekin (57) (3)	W	B	4/6/78	
12.07 (+1.9)	Glynda Munn (60)	(4)	N	5/7/86	23.1 ()	Helen Davey (58)	(1)	Q	B	25/11/78
12.10 (+1.0)	Kerrie Kinnane(69) (1)	Q	Beijing	23/8/86	23.1 ()	Leanne Evans-Gaaidy	(60) (1)	Q	B	21/2/81
12.11 ()	Marilyn Fusa (61)	(1)	S	A	20/12/86	23.2 ()	Joyce Bennett (45) (2)	W	A	10/3/68
12.13 (+1.4)	Carla Torrbull(68) (2)	N	S	18/10/86	23.2 ()	Diane Holden (63) (1)	N	C	16/11/80	
12.13 (+0.7)	Kylie Hanigan (71) (1)	N	S	21/2/87						
12.13 (+1.6)	Samantha Yeatman () (3)	N	A	14/3/87						
11.94 ()	Rosemary Clarke (61)(1)	N	S	18/10/86						
11.94 ()	Amenda O'Neill (70)(2)	V	M	25/10/86						
11.94 (0.0)	Robyn Farrelly(67) (1)	T	L	1/11/86	1986/87	23.43 (+1.0)	Maree Holland (63) (3h)	N	Edinburgh	28/7/86
11.94 ()	Colleen Pekin (57) (3)	W	P	17/1/87	23.59 (+0.7)	Sally Fleming (61) (1)	A	S	4/4/87	
12.15 (-0.7)	Kim Wilson (67)	(3h)	N	S	23.61 (+0.7)	Sue Alton (66)	(2)	M	S	4/4/87
12.15 (+1.6)	Jane Burrell () (4)	V	A	14/3/87	23.63 (+0.6)	Alton (1)	C		20/1/87	
12.16 ()	Jennifer Whyte () (1)	N	Newcastle	6/12/86	23.63 (+1.1)	Jane Flemming (65) (Hep)	V	A	14/3/87	
12.18 ()	Lisa Clarke (68) (3h)	N	Rhede	2/7/86	23.67 (+1.0)	Kerry Johnson (63) (1h)	Q	S	29/3/87	
12.18 (+0.1)	Jane Hotchin (70) (2)	Q	B	10/86	23.69 (+1.0)	Alton (1)			Hamilton	28/1/87
12.19 (+1.8)	Anne Mims (72)	(1h)	A	S	13/12/86	23.76 ()	Alton (1)		Auckland	31/1/87
12.20 ()	Megan Cleary (64)	(2)	A	C	7/3/87	23.79 ()	Alton (1)		S	14/2/87
12.21 (+1.8)	Joanne Swan () (2h)	S		13/12/86	23.79 ()	Leanne Sullivan(63)(1)	N	S	14/2/87	
12.01 ()	M. Hobbay () (1)	N	S	29/9/86	23.83 (+1.0)	Sharon Stewart (65)(5h)	V	Edinburgh	28/7/86	
12.04 ()	E. Fulton () (2)	N	S	29/9/86	23.66 ()	Johnson (1)	B		25/2/87	
12.04 ()	Liz Haah (65)	(2)	N	S	18/10/86	23.86 (+0.3)	Holland (1)		Swansea	13/7/86
12.04 (+2.0)	Melinda Wilson (70)(2)	V	M	25/11/86	23.98 (-0.3)	Denise Maher () (1)	W	S	28/3/87	
12.04 ()	Melissa Powell(60) (2)	V	M	27/11/86	24.01 (+0.8)	Kerrie Kinnane(69) (1)	Q	B	8/11/86	
12.04 ()	Jodi Lambert (70) (1)	W	P	28/2/87	23.80 ()	M. Eyles () (1)	W	M	15/11/86	
12.28 (+1.4)	Nicole Vassella(68)(3)	N	S	18/10/86	23.84 ()	Joanne Schmidt (61)(1)	V	K	20/12/86	
Wind Assisted					24.09 ()	Jenny Laurendet(62)(1)	N	S	14/2/87	
11.14 ()	Holden (1)	S		10/1/87	24.14 (-0.7)	Nicole Azar (67)	(2)	Q	S	28/3/87
11.39 (+3.1)	Flemming (1)	S		28/2/87	24.24 ()	Kylie Hanigan(71) (1)	N	C	14/2/87	
11.24 ()	Laurendet (2)	S		10/1/87	24.28 (-0.7)	Cina Tovo (70)	(3)	N	S	28/3/87
11.53 (+2.4)	Johnson (2h)	S		28/3/87	24.29 ()	Samantha Yeatman() (1)	N	S	14/2/87	
11.55 (+3.1)	Alton (2)	S		28/2/87	24.32 (-0.7)	Melissa Moore (68) (4)	N	S	28/3/87	
11.59 (+2.9)	Tovo (1)	S		13/12/86	24.39 (+0.1)	Tania van Beer (70)(1h)	S	A	14/3/87	
11.63 (+4.5)	Dunstan (1h)	S		12/12/86	24.40 (+0.8)	Monique Dunstan(70)(2)	Q	B	8/11/86	
11.71 (+3.3)	E. Wilson (1h)	S		28/3/87	24.40 ()	Lesley Simes (61) (2)	N	S	14/2/87	
11.77 (+2.6)	Robyn Lorroway (61)(1)	A	Swansea	13/7/86	24.24 ()	Jeannie White (62) (1)	W	P	14/2/87	
11.79 (+4.5)	Lambert (3h)	S		12/12/86	24.48 (+1.0)	Kathleen Wright(63)(5h)	Q	S	29/3/87	
11.80 (+3.3)	Moore (2h)	S		28/3/87	24.51 (+0.7)	Robyn Farrelly (67)(5)	T	S	28/3/87	
11.80 (+5.2)	Maher (3)	S		29/3/87	24.34 ()	Susanne Broadbrick(68)(1)	W	P	13/12/86	
11.81 (+3.3)	Farrelly (3h)	S		28/3/87	24.56 (+0.7)	Jenny Walker (68) (6)	A	S	4/4/87	
11.84 (+3.3)	Kinnane (1)	S		13/12/86	24.44 ()	Diane Holden (63) (2)	N	S	10/1/87	
Mixed Race					24.68 (+1.0)	Leanne Sharp (62) (6h)	Q	S	29/3/87	
11.74 (+0.9)	Mera () (*)	M		18/3/87	24.72 ()	Natasha Stenberg(71)(2)	N	S	14/2/87	
Wind Assisted					24.74 ()	Lisa Clarke (68) (3h)	N	Rhede	2/7/86	
10.86 ()	Holden () (*)	S		21/3/87	24.54 ()	Jocelyn Millar-Gubit(64)	(2)	T	L	24/1/87
200 METRES					24.77 ()	Julie Austin (65) (3)	N	S	18/1/87	
All Time (Electric)					24.77 (-0.7)	Lyn Robson (67)	(6)	N	S	28/3/87
22.35 (+1.8)	Denise Boyd (52) (1)	Q/V	S	23/3/80	24.80 (-1.2)	Sharon Ruxton (57) (1)	S	A	31/1/87	
22.45 (+1.1)	Raelene Boyle (51) (2)	V	Munich	7/9/72	24.84 ()	Rachel Gregory (68)(2)	A	C	14/2/87	
22.88 (+2.0)	Jenny Lamy (49)	(3)	N	Mexico City	18/10/68	24.88 ()	Michelle Lock (67) (1)	Q	B	21/2/87
22.95 (+1.8)	Colleen Perkin (57)(3)	W	S	23/3/80	24.92 ()	Helen Davey (58) (4)	N	S	14/2/87	
22.98 (0.0)	Debbie Wells (61) (1)	N	S	11/3/84	24.74 ()	Brigitte Mullen(66)(1)	V	M	25/10/86	
23.04 (+1.7)	Jenny Flaherty (60)(3)	V	B	5/9/84	24.74 ()	Jodi Lambert (70) (1)	W	P	15/11/86	
23.14 ()	Diane Holden (63) (1)	N	S	8/2/81	24.74 ()	Jan Mera (60)	(1)	V	M	7/2/87
23.18 (+0.8)	Marilyn Vassella (44)(3)	N	Tokyo	19/10/64	24.95 (+0.7)	Colleen Pekin (57) (2)	W	F	24/1/87	
					24.99 ()	Amenda Christie (70)(2)	Q	B	7/12/86	
					24.99 ()	Jennifer Whyte () (1)	N	C	14/2/87	
					24.84 ()	Debbie Toussert (60)(1)	V	M	11/10/86	
					24.84 ()	Renee Potzschka(71)(1)	W	F	15/11/86	

Wind Assisted				56.24	Joanne Swan () (1) N S	14/12/86
23.72 (+4.0)	Holden (1)	S	29/3/87	56.27	Adrienne Rainbird(58) (3) Q S	13/12/86
23.8m (+4.5)	Laurendet (1)	S	31/1/87	56.2m	Sue Langley (70) (2) V M	14/2/87
24.0m (+2.5)	Mullen (2)	M	25/11/86	56.38	Miriam Spitteler (64)(3) W P	7/1/87
Mixed Race				56.39	C. Ryan () (2) Q B	28/2/87
23.66 (-0.7)	Alton (*)	C	14/3/87	56.39	Janelle Mottram (69)(1) N S	6/12/86
24.4m ()	Mullen (*)	M	2/12/86	56.41	Sarah Collins (65) (3) A C	15/2/87
				56.59	Fiona McCarthy () (2) S	14/12/86
				56.5m	Tanya Adams () (1) V M	10/3/87
				56.72	Ruth Taylor () (1) S A	7/2/87
				56.67	Lisa Attenborough (68) (4) N C	20/1/87
				56.75	Melissa Powell () (3) V M	14/2/87

400 METRES

All Time (Combined)				56.75	Melissa Powell () (3) V M	14/2/87
50.78	Debbie Flintoff-King (60) (3) V	London	11/7/86			
51.08	Kaelene Boyle (51) (1) V	B	4/9/82			
51.44	Beth Nail (56) (4n) W	Montreal	28/7/76			
51.48	Denise Boyd (52) (1) Q/V	M	19/3/83			
51.51	Maree Holland (63) (1) N	Birmingham	27/7/85			
51.71	Verna Burnard (56) (6n) S	Montreal	28/7/76			
51.7m	Judy Peckham (50) (1) V	M	28/12/75			
51.90	Charlene Bendina (47)(3n)V	Munich	6/9/72			
52.01	Betty Cuthbert (38)(1) N	Tokyo	17/10/64			
51.9m	Marian O'Shaughnessy (54) (1) V	M	19/2/78			
52.04	Maxine Corcoran (54)(1) V	F	24/3/79			
52.07	Leanne Evans-Casidy(60) (2) Q	B	4/9/82			
52.4y	Judy Pollock (40) (1) V	F	27/2/65			
52.27	Sharon Stewart (65)(1) V	M	6/2/86			
52.41	Michelle Baumgartner(63) (1) V	Auckland	24/1/81			
52.50	Terri Cater (56) (2) V	Christchurch	19/1/80			
52.4m	Sandra Brown (44) (1) N	H	14/3/70			
52.59	Sally Fleming (61) (1) W/A	C	7/3/87			
52.99	Lyn Foreman (57) (2) W	Auckland	24/1/81			
53.03	Sally Oakley (61) (1) T	A	26/2/83			

1986/87

50.78				56.75	Melissa Powell () (3) V M	14/2/87
51.29	Flintoff-King (1) V	London	12/7/86			
51.66	Maree Holland (63) (6) N	Edinburgh	27/7/86			
51.71	Holland (4) N	London	12/7/86			
51.74	Holland (5) S	Dresden	3/7/86			
52.08	Holland (6) S	Stockholm	1/7/86			
52.28	Holland (4) G	Edinburgh	27/7/86			
52.46	Holland (4) G	Galo	5/7/86			
52.59	Sharon Stewart(65) (2) V	Gateshead	5/8/86			
52.76	Sally Fleming(61) (1) A	C	7/3/87			
53.08	Fleming (1) S		4/4/87			
53.16	Stewart (2) S	Swansea	13/7/86			
53.30	Stewart (1) S	Vught	7/7/86			
53.44	Fleming (1) S		28/3/87			
53.76	Nicolas Azar (57) (1) Q	S	29/3/87			
53.86	Sharon Ellis (56) (1) Q	C	15/2/87			
53.89	Sandra Speers (64) (2) T	G	15/2/87			
54.01	Sue Alton (66) (2) N	C	7/3/87			
54.32	Lisa O'Connell(66) (3) V	M	22/2/87			
54.42	Jenny Laurendet(62)(1) N	S	28/2/87			
54.52	Stacey Quitsau (60)(3) N	C	7/3/87			
54.57	Lyn Robson (67) (2) N	S	29/3/87			
54.5m	Tania van Heer(70) (1) S	A	14/3/87			
54.6m	Jennine White (62) (1) W	P	28/2/87			
54.75	Wendy Old (60) (1) S	A	7/2/87			
54.77	Glynis Nunn (60) (2) S	A	28/2/87			
54.82	Wendy Old (60) (1) S	A	7/2/87			
54.8m	Natasha Stenberg(71)(3) N	S	29/3/87			
54.9m	Lyn Foreman (57) (2) W	P	28/2/87			
55.13	Terri Cater (56) (3) V	M	10/3/87			
55.29	Sophie Scamps (71) (1h) N	Rhede	2/7/86			
55.34	Diane Cambridge(69)(1) V	M	14/2/87			
55.36	Rebecca Harris (68)(4) S	S	29/3/87			
55.45	Julie Schwass (57) (1) N	Leuven	28/6/86			
55.45	Donna Casby (68) (1) S	A	28/2/87			
55.52	Gail Millar (63) (2) S	A	7/2/87			
55.54	Melanie Collins(67)(4) A	C	7/3/87			
55.55	Debbie Tomsett (60)(6) V	M	22/2/87			
55.5m	Mia Gabbedy (65) (3) W	P	28/2/87			
55.72	Renee Poetschka(71)(2) W	S	13/12/86			
55.78	Jenny Walker (68) (1) A	Rhede	2/7/86			
55.79	Kathleen Wright(63)(1) Q	B	29/11/86			
55.89	Rohyn Farrelly(67) (1) T	C	15/2/87			
55.90	Lis Nash (65) (2) N	S	18/1/87			
55.8m	Kerrie Baumgartner(67) (1) V	M	10/3/87			
56.08	Diane Holden (63) (1) N	S	1/11/86			
56.0m	Suzanne Broadrick(68)(1) W	P	20/12/86			
56.21	Vicki Goodall (63) (1) Q	B	28/2/87			
56.22	Kerrie Kinnane(69) (1) Q	B	1/11/86			

800 METRES

All Time				28/2/76	Charlene Bendina (47)(1) V <th>M <th>28/2/76</th> </th>	M <th>28/2/76</th>	28/2/76
1:59.00	Judy Pollock (40) (5n) V	Montreal	1:59.93				
2:00.50	Heather Barralet (54)(1) Q	A	2:00.50				
2:00.56	Terri Cater (56) (4) V	Rome	2:00.56				
2:00.81	Wendy Old (60) (1) S	A	2:00.81				
2:01.2m	Dixie Willis (41) (1) W	F	2:01.2m				
2:01.26	Kaylene Coster (61)(1) N	M	2:01.26				
2:01.36	Bromwyn Fleming(62)(1) V	C	2:01.36				
2:01.71	Michelle Baumgartner(63) (2) V	M	2:01.71				
2:01.89	Gail Millar (63) (2) T/S	C	2:01.89				
2:02.07	Julie Schwass (57) (2) N	A	2:02.07				
2:02.1m	Verna Burnard (56) (1) S	A	2:02.1m				
2:02.48	Maxine Corcoran(54)(2) V	M	2:02.48				
2:02.82	Judy Peckham (50) (1) V	Edmonton	2:02.82				
2:03.0m	Carren Gampton (52)(3) N	B	2:03.0m				
2:03.07	Claire Nichols (4) (4) V/S	A	2:03.07				
2:03.11	Cheryl Peasley (51)(3h) N	Munich	2:03.11				
2:03.59	Sandra Speers (4) (5) T	A	2:03.59				
2:03.70	Sarah Collins (65) (2) A	S	2:03.70				
2:03.93	Penny Gray (58) (3) T	F	2:03.93				

Mixed Race

2:00.23	Barralet (*)	M	6/3/84
2:00.2m	Coscer (*)	S	24/3/84
2:01.1m	Baumgartner (*)	M	11/2/82
2:03.2m	Collins (*)	C	13/12/86
2:03.7m	Sharon Stewart(65) (*)	V	2/12/86

1986/87

2:03.70	Sarah Collins (65) (2) A	S	4/4/87
2:03.88	Julie Schwass (57) (4h) N	Edinburgh	28/7/86
2:04.37	Wendy Old (60) (3) S	S	4/4/87
2:04.56	Debbie Flintoff-King (60) (1) V	M	22/2/87
2:04.96	Lisa O'Connell (66)(2) V	M	22/2/87
2:05.13	Old (3) M		22/2/87
2:05.14	Schwass (8) S	Edinburgh	31/7/86
2:05.41	Schwass (6) S	Birmingham	18/7/86
2:05.43	Old (4) A	Auckland	31/1/87
2:05.77	Old (1) A		1/3/87
2:05.92	Collins (1) S		29/3/87
2:05.94	Old (2) S		29/3/87
2:06.15	Gail Millar (63) (1) S	P	22/1/87
2:06.29	Stacey Quitsau(60) (3) N	P	22/1/87
2:06.46	Sophie Scamps (71) (1) N	Lomell	6/7/86
2:06.7m	Claire Nichols(64) (1) V	M	20/12/86
2:06.88	Penny Just (57) (6) S	Birmingham	18/7/86
2:06.9m	Sharon Stewart(65) (1) V	M	25/11/86
2:06.93	Lyn Foreman (57) (4) W	P	22/1/87
2:07.00	Sandra Speers(64) (2) T	C	14/2/87
2:07.18	Michelle O'Rourke (69) (3b) A	Athens	7/86
2:07.78	Terri Cater (56) (6) V	M	22/2/87
2:08.1m	Karen Walter (63) (1) S	A	18/12/86
2:08.87	Krishna Wood (66) (3) N	C	14/2/87
2:08.9m	Jackie Perkins (65)(1) V	M	20/12/86
2:09.19	Vicki Goodall (63) (1) Q	B	8/3/87
2:09.19	Susan Heycock (66) (2) Q	B	8/3/87
2:09.5m	Elizabeth Rose (63)(2) N	S	1/3/87
2:09.8m	Katrina Camp (67) (1) S	A	14/2/87
2:09.95	Angela Luchetti(69)(3) N	S	28/3/87
2:09.9m	Kerran Oates (66) (2) S	A	14/2/87
2:10.4m	Anna Schaefer (66) (4) N	S	1/3/87
2:10.73	Maree Holland (63) (1) N	S	8/11/86
2:11.25	Bridget Robertson(68)(2) N	S	8/11/86
2:11.25	Sue Langley (70) (1) V	S	14/12/86
2:11.32	Sonya Kests (70) (1) N	S	14/2/87
2:11.42	Susan Blinco (71) (2) Q	S	14/12/86

2.11.58	Charlotte Templeton(70)	(2)	A	C	14/2/87
2.11.71	Tanya Adams (67)	(2)	V	A	14/3/87
2.11.8m	Lisa Tregenza (67)	(3)	S	A	15/11/86
2.11.8m	Kerrie Baumgartner (67)	(3)	V	M	3/3/87
2.12.14	Emma Hutchinson (70)(3)	(3)	C		14/2/87
2.12.14	Libby Field (72)	(3)	V	A	14/3/87
2.12.26	Elizabeth Blyth (69)(4)	(4)	V	S	28/3/87
2.12.35	Barbara Mrakovcic (63)	(2h)	N	S	22/2/87
2.12.42	Shelley Clay (69)	(2)	T	S	14/12/86
2.12.4	Cynthia Kasehagen	(4)	S	A	15/11/86
2.12.7m	Maree McDonagh (67)(2)	(2)	V	M	20/12/86
2.12.7m	Anne Leaney (65)	(4)	V	M	3/3/87
<u>Mixed Race</u>					
2.03.2m	Collins (*)		C		13/12/86
2.03.6m	Old (*)		A		29/11/86
2.03.7m	Stewart (*)		M		2/12/86
2.05.3m	Miller (*)		A		16/2/87
2.05.4m	Nichols (*)		M		5/2/87
2.05.7m	Cater (*)		M		10/2/87
2.06.2m	Foreman (*)		F		14/2/87
2.09.5m	Luchetti (*)		N		2/12/86
2.10.8m	Leaney (*)		N		5/2/87
2.10.85	Robertson (*)		S		20/12/86
<u>Disqualified</u>					
2.08.77	Baumgartner (-)		S		28/3/87

1,500 METRES

<u>All Time</u>					
4.08.06	Jenny Orr (53)	(4b)	V	Munich	4/9/72
4.09.54	Donna Gould (66)	(4)	S	Burnaby	16/7/84
4.11.70	Penny Just (57)	(-)	N	Oslo	27/7/85
4.13.17	Jackie Perkins (65)(1)	V	S		28/3/87
4.13.2m	Angela Cook (53)	(2)	N	Wellington	24/1/76
4.14.22	Judy Pollock (40)	(7h)	V	Monreal	28/7/76
4.14.70	Sharon Dalton (67)	(8)	N	Oslo	27/6/85
4.14.79	Carolyn Schawalow(65)(2)	V	M		27/1/83
4.14.85	Krishna Wood (66)	(1)	n	m	22/2/87
4.15.0m	Sue Muir (57)	(1)	N	S	22/3/80
4.15.23	Sarah Collins (65)	(2)	A	S	27/3/87
4.17.0m	Phyllis Lazarakis(58)(1)	W	F		10/3/76
4.17.09	Penny Gray (58)	(1)	T	F	22/3/79
4.18.12	Daphne Grehan (55)	(2)	Q	F	22/3/79
4.18.5m	Catreen Campton (52)(1)	N	B		3/6/78
4.18.52	Jodite Mykvis (65)	(2)	Q	M	31/3/84
4.18.52	Elizabeth Rose (63)	(3)	N	A	15/3/86
4.19.41	Margaret Pettit (63)(6)	W		Christchurch	31/1/81
4.19.68	Maxine Poor (58)	(4)	N	M	31/3/84
4.20.25	Judy Moon (58)	(4)	W	F	22/3/79

<u>Mixed Race</u>					
4.12.0m	Michelle Baumgartner(*)		M		18/2/84
4.14.0m	Lazarakis (*)		F		23/2/80
4.12.5m	Perkins (*)		M		8/1/87
4.18.9m	Terri Cater (56) (*)		V	M	7/2/84
4.19.0m	Julie Rennie (58) (*)		W/V	M	14/8/82

<u>1986/87</u>					
4.13.17	Jackie Perkins (65)(1)	V	S		28/3/87
4.14.85	Krishna Wood (66)	(1)	N	M	22/2/87
4.15.09	Penny Just (57)	(13)	N	Oslo	5/7/86
4.15.23	Sarah Collins (65)	(2)	A	S	28/3/87
4.15.9m	Perkins (1)		M		22/11/86
4.15.94	Just (14)			Stockholm	1/7/86
4.17.13	Just (7)			Edinburgh	2/8/86
4.18.13	Just (4)			Swansea	13/7/86
4.18.3m	Collins (1)		C		29/11/86
4.20.1m	Carolyn Schawalow(65)(2)	A	C		29/11/86
4.20.26	Collins (2)			Wellington	8/3/87
4.20.62	Claire Nichols (64)(2)	V	M		22/2/87
4.20.89	Rosie Duffy (61)	(3)	V	M	22/2/87
4.21.71	Elizabeth Rose (63)(3)	N	S		4/4/87
4.23.09	Maree McDonagh (67)(4)	V	M		22/2/87
4.23.85	Angela Luchetti(69)(4)	N	Swansea		28/6/86
4.23.94	Barbara Mrakovcic(63)(2)	N	S		28/2/87
4.24.44	Katie Watts (72)	(1)	Q	B	29/11/86
4.25.9m	Margaret Leaney (67)(1)	V	M		10/3/87
4.26.2m	Chris Canning () (1)	N	C		4/2/87
4.26.7m	Anne Leaney () (2)	V	M		10/3/87
4.26.9m	Charlotte Templeton (70)	(3)	A	C	29/11/86
4.27.95	Vicky Coakley (71)	(1)	N	S	21/2/87
4.28.0m	Lisa Tregenza (67)	(1)	S	A	8/11/86

4.28.19	Kerith Duncanson (68)	(2)	N	Bad Reichenhall	21/6/86
4.28.5m	Wendy Old (60)	(2)	S	A	8/11/86
4.28.8m	Rina Bradshaw (69)	(2)	Q	B	7/1/87
4.28.93	Kerilyn Hindmarsh (67)(3)	N	C		7/3/87
4.30.47	Janine Highan (60)	(6)	V	M	22/2/87
4.30.8m	Coral Farr (62)	(7)	V	M	23/2/87
	Lindy-Jane Trezise (71)	(2)	V	M	
		(2)	V	M	20/1/87
4.31.83	Jennine Lambert(71)(1)	N	S		21/2/87
4.32.0m	Gisela Fuchs (58)	(3)	V	M	20/1/87
4.32.30	Jenny Lund (61)	(1)	Q	B	7/5/87
4.32.72	Gayle Anderson (53)(8)	V	M		22/2/87
4.33.18	Shelley Clay (69)	(4)	T	A	14/3/87
4.33.96	Fam Aitken (66)	(1)	N	S	28/2/87
4.33.97	Deneke Smith () (2)	N	S		21/2/87
4.34.5m	Libby Field (72)	(5)	V	M	20/1/87
4.34.92	Suzie Welsham (73)	(1)	N	S	16/1/87
4.35.3m	Nicole Robinson(65)(7)	V	M		3/2/87

<u>Mixed Race</u>					
4.12.5m	Perkins (*)		M		8/1/87
4.20.4m	Karen Walter (63)	(*)	S	A	6/12/86
4.21.9m	Tregenza (*)		A		20/12/86
4.28.0m	Trezise (*)		M		8/1/87
4.30.4m	Anne Lord (61)	(*)	V	M	10/2/87
4.31.0m	Lisa O'Connell (66)(*)		V	M	8/1/87
4.31.7m	Fuchs (*)		M		17/2/87
4.33.4m	Jeanie Gray () (*)		M		5/3/87

1 MILE

<u>1986/87</u>					
4.39.15	Jackie Perkins (65)(1)	V	A		26/1/87
4.39.21	Krishna Wood (66)	(2)	N	A	26/1/87
4.42.03	Sarah Collins (65)	(3)	A	A	26/1/87
4.48.63	Penny Just (57)	(4)	N	A	26/1/87
4.49.35	Lisa Tregenza (67)	(5)	S	A	26/1/87
<u>Mixed Race</u>					
4.31.2m	Wood (*)		C		15/11/86
4.48.1m	Just (*)		C		15/11/86
4.50.9m	Wendy Old (60)	(*)	S	A	9/1/87
4.52.2m	Angela Luchetti(69)(*)		N	C	15/11/86

3,000 METRES

<u>All Time</u>					
8.52.47	Jackie Perkins (65)(1)	V	M		18/12/86
8.53.03	Krishna Wood (66)	(2)	N	M	18/12/86
9.04.0	Penny Just (57)	(2)	N	Copenhagen	20/7/85
9.04.96	Carolyn Schawalow(65)(1)	V	M		20/2/83
9.05.56	Donna Gould (66)	(5h)	S	Los Angeles	8/8/84
9.06.53	Sharon Dalton (67)	(1)	N	Berkeley	23/6/85
9.06.58	Alison Quelch (63)	(5)	N	Eugene	1/6/84
9.08.86	Megan Sioane (53)	(2)	V	M	20/2/83
9.09.21	Jenny Lund (61)	(3)	Q	B	5/2/87
9.09.67	Lisa Martin (60)	(1)	S	Tempe	6/4/85
9.11.8m	Angela Cook (53)	(1)	N	Auckland	5/2/77
9.17.7m	Kerith Duncanson(68)(2)	N	C		9/1/85
9.18.5m	Lyn Williams (52)	(1)	V	M	24/2/79
9.18.6m	Rhonda Mullinder (58)(2)	V	M		24/2/79
9.21.4m	Julie Rennie (58)	(1)	W/V	M	23/8/82
9.23.3m	Sue Muir (57)	(1)	N	S	23/2/80
9.23.58	Elizabeth Rose (63)(4)	N	M		5/2/87
9.24.96	Anne Lord (61)	(3)	V/A	M	3/3/84
9.25.04	Barbara Mrakovcic(63)(6)	N	M		5/2/87
9.25.11	Maree McDonagh (67)(4)	V	M		18/12/86
9.26.65	Gaylene Cluwa (60)	(2)	W/A	M	23/1/86

<u>Mixed Race</u>					
8.44.1m	Gould (*)		Eugene		13/7/84
9.01.8m	Schawalow (*)		M		5/3/87
9.11.8m	Mullinder (*)		M		8/2/83
9.17.8m	Lord (*)		C		2/3/85
9.22.7m	Cluwa (*)		C		15/2/86

<u>Indoors</u>					
8.48.38	Wood (*)		Indianapolis		7/3/87
<u>1986/87</u>					
8.52.47	Jackie Perkins (65)(1)	V	M		18/12/86
8.53.03	Krishna Wood (66)	(2)	N	M	18/12/86
8.54.00	Wood (11)		Nice		15/7/86
8.55.90	Perkins (1)		M		5/2/87
8.56.07	Wood (2)		M		5/2/87

8.56.36	Wood	(5)		Belinski	7/7/86	34.08.0m	Alison Quelch (63) (2)	N	Philadelphia	25/4/85	
9.09.21	Jenny Lund (61)	(5)	Q	M	5/2/87	34.11.5m	Tania Turney (65) (1)	V	M	16/12/86	
9.14.7m	Perkins	(1)		M	11/11/86	34.12.0m	Megan Sloane (53) (1)	V	M	15/12/81	
9.15.34	Perkins	(1)		M	15/1/87	34.25.6m	Ann Foley (61)	(1)	S	A	10/3/84
9.18.2m	Penny Just (57)	(4)	W	Auckland	10/1/87	34.34.17	Coral Farr (62)	(1)	V	M	21/2/87
9.20.58	Kerith Duncanson (68)					34.34.77	Destree Letherby(46)(2)	S	A	7/10/81	
		(9)	N	Athens	19/7/86	34.47.4m	Kerry Jukes (67)	(2)	Q	M	16/12/86
9.23.58	Elizabeth Rose (63)(4)		N	M	5/2/87	34.50.92	Jenny Lund (61)	(3)	Q	C	20/1/87
9.25.04	Barbara Mrakovic (63)					35.01.28	Elizabeth Patmore (57)(2)Q	S		9/3/86	
		(6)	N	M	5/2/87	35.07.0m	Pia Hunter (67)	(3)	V	M	16/12/86
9.25.11	Maree McDonagh (67)(4)		V	M	18/12/86	35.12.7m	Carolyn Schuwalow(65)(1)	V	M	14/12/82	
9.28.3m	Coral Farr (62)	(1)	V	M	3/3/87	35.31.0m	Kerryn Hindmarsh(62)(1)	N	S	12/11/86	
9.29.04	Anne Lord (61)	(7)	V	M	5/2/87	35.34.12	Kerry Whannel (57)(3)	Q	M	31/3/84	
9.30.55	Lindy-Jane Trezise (71)					35.48.91	Geraldine Riley (63)(4)	V	M	31/3/84	
		(8)	V	M	5/2/87	35.49.0m	Petrina Trowbridge(47)(5)V	M		16/12/86	
9.31.6m	Katie Watts (72)	(1)	Q	B	7/12/86						
9.33.85	Annette Dwyer ()	(3)	N	S	1/3/87						
9.33.93	Pam Aitken (68)	(1)	N	S	1/3/87						
9.35.2m	Tania Turney (65)	(1)	V	M	20/12/86						
9.38.58	Vicky Coakley (71)	(1)	N	A	13/3/87						
9.41.8m	Kerry Jukes (67)	(1)	Q	B	20/3/87						
9.42.43	Rina Bradshaw (69)	(1)	Q	B	14/2/87						
9.43.0m	Jackie Smith (57)	(1)	A	C	7/1/87						
9.43.09	Carole Connolly (68)(3)	Q	S		28/3/87						
9.43.58	Kerryn Hindmarsh(67)(1)	N	S		18/1/87						
9.44.30	Rosie Duffy (61)	(11)	V	M	5/2/87						
9.46.40	Sharon Dalton (67)	(1)	M	S	14/2/87						
9.48.41	Suzie Walsham (73)	(1)	N	S	18/1/87						
9.49.5m	S. Hobson ()	(2)	A	C	6/3/87						
9.50.8m	Gisela Fuchs (58)	(3)	V	M	9/12/86						
9.52.0m	Tessa Brockwell ()	(1)	V	P	1/3/87						
9.52.7m	Lisa Tregenza (67)	(1)	S	A	18/2/87						
9.54.8m	Laila Schulz (69)	(2)	N	S	9/86						
9.55.72	Mandy Dovey ()	(2)	N	S	18/1/87						
9.57.3m	Janine Higham (60)	(5)	V	M	3/3/87						
9.58.09	Jodie Young ()	(2)	N	A	13/3/87						
9.58.5m	Libby Field (72)	(1)	V	M	9/11/86						
9.59.03	Destree Letherby(46)(2)	S	B		8/3/87						
9.59.38	Natalya Orchard ()	(2)	N	S	22/2/87						

* Race started with whistle.

1986/87					
33.59.92	Jackie Perkins (65)(1)	V	C	20/1/87	
34.11.5m	Tania Turney (65) (1)	V	M	16/12/86	
34.34.17	Coral Farr (62)	(1)	V	M	21/2/87
34.40.98	Turney	(2)	C	20/1/87	
34.47.4m	Kerry Jukes (67)	(2)	Q	M	16/12/86
35.07.0m	Pia Hunter (67)	(3)	V	M	16/12/86
35.31.0m	Kerryn Hindmarsh(67)(1)	N	S	12/11/86	
35.49.0m	Petrina Trowbridge(47)				
		(5)	V	M	16/12/86
36.04.0m	A. Ricardo ()	(2)	N	S	12/11/86
36.04.0m	Laila Schulz (69)	(3)	N	S	12/11/86
36.14.9m	Tessa Brockwell ()	(1)	V	P	21/2/87
36.16.0m	Fiona Whelan (57)	(4)	N	S	12/11/86
36.31.5m	Jenny Walker (58)	(5)	N	S	12/11/86
36.33.63	Georgina Peterson(53)(2)	V	M	21/2/87	
36.37.8m	Destree Letherby(46)(1)	S	B	29/11/86	
36.41.8m	Margaret Ricardo(58)(8)	N	S	16/12/86	
36.50.0m	Jenny Hogan (57)	(6)	V	M	16/12/86
37.14.0m	Linda Thompson ()	(7)	V	M	16/12/86
37.23.0m	Jenny McGillivray()	(1)	V	M	15/12/86
37.30.0m	Robyn Hoaking ()	(2)	W	P	21/2/87
37.35.0m	Louise Hurrell ()	(2)	Q	B	29/11/86
37.48.5m	Bronwyn Bickford(72)(7)	N	S	12/11/86	
37.50.0m	Theresa Baird ()	(2)	V	M	15/12/86
37.54.4m	Sue Turner ()	(3)	W	P	21/2/87
37.59.3m	Kathy Wilkinson()	(1)	V	M	14/5/86
38.14.0m	Elaine Davies ()	(8)	V	M	16/12/86
38.27.0m	Neri McKean ()	(8)	N	S	12/11/86
38.28.0m	L. Bennett ()	(9)	N	S	12/11/86
38.44.5m	M. Fein ()	(10)	N	S	12/11/86
38.44.52	Lisa Miller ()	(3)	V	M	21/2/87

Mixed Race				
9.01.8m	Carolyn Schuwalow(65)(*)	A	M	5/3/87
9.28.0m	Lisa Tregenza (67) (*)	S	A	10/12/86
9.30.0m	Watts (*)	S	B	28/1/87
9.34.5m	Bradshaw (*)	S	B	28/1/87
9.39.0m	Duffy (*)	M	M	8/1/87

Indoors					
8.48.38	Wood	(4)		Indianapolis	7/3/87

Mixed Race					
35.55.0m	Maureen Hoyle ()	(*)	S	A	28/2/87

5,000 METRES

1986/87					
15.28.64	Krishna Wood (66)	(1)	N	M	2/12/86
15.38.34	Jackie Perkins (65)(2)	V	M		2/12/86
15.45.65	Wood	(4)		Paris	22/7/86
16.25.34	Anne Lord (61)	(3)	V	M	2/12/86
16.28.85	Kerith Duncanson (68)				
		(4)	N	M	2/12/86
16.48.47	Tania Turney (65)	(5)	V	M	2/12/86
16.50.23	Maree McDonogh (67)(6)	V	M		2/12/86
16.58.78	Lindy-Jane Trezise (71)				
		(7)	V	M	2/12/86
17.13.01	Pia Hunter (67)	(8)	V	M	2/12/86

Mixed Race					
16.12.6m	Lord (*)	M		5/3/87	
16.21.3m	Jenny Lund (61)	(*)	Q	B	14/1/87
16.25.0m	Turney (*)	M		8/1/87	
16.57.6m	Trezise (*)	M		18/11/86	
17.01.8m	Sharon Dalton (67) (*)	N	S	11/2/87	
17.06.6m	Elizabeth Rose (63)(*)	N	S	17/12/86	
17.27.4m	Kerryn Hindmarsh (67)(*)	N	S	17/12/86	

Indoors				
16.48.1m	Alison Quelch (63) (1)	N	Allston	7/2/87

10,000 METRES

All Time					
32.17.86	Lisa Martin (60)	(4)	S	Oslo	27/7/85
33.28.1m	Sally Pierson (63)	(2)	V	M	14/2/84
33.53.1m*	Gaylene Clews (60)	(1)	W/A	M	16/12/85
33.59.92	Jackie Perkins (65)(1)	V	C		20/1/87
34.02.0m*	Anne Lord (61)	(2)	V/A	M	16/12/85

MARATHON					
2.26.07.0	Lisa Martin (60)	(1)	S	Edinburgh	1/8/86
2.36.06.0	Tami Ruckle ()	(1)	N	M	12/10/86
2.37.12.0	Jillian Colwell (52)(5)	Q	London	17/4/83	
2.37.49.80	Megan Sloane (53)	(2)	V	S	12/6/83
2.37.56.0	Rhonda Hallinder (58)	(1)	V	M	9/10/83
2.39.48.0	Elizabeth Haasall(44)	(4)	N	Boston	16/4/79
2.39.53.0	Jackie Turney (58)	(3)	V	M	17/10/82
2.41.24.0	Dot Browne (41)	(16)	V	London	17/4/83
2.41.25.0	Mora Main (49)	(3)	N	C	8/4/84
2.43.03.0	Rosemary Longstaff(51)()	A	Boston	20/4/81	
2.43.40.0	Margaret Reddan(53)(1)	Q	M	14/10/84	
2.44.24.0	Barbara McFarrow(58)(25)	V	H	Hiroshima	14/4/85
2.46.46.0	Elizabeth Patmore(57)(13)	Q	Tokyo	17/11/85	
2.45.01.0	Shane Barrett (55)	(28)	Q	London	17/4/83
2.45.55.0	Destree Letherby(46)(7)	S	C	8/4/84	
2.46.20.0	Barbara Byrnes (52)(19)	V	London	21/4/85	
2.46.32.0	Adrienne Beames (42)(1)	V	Scotsdale	10/12/77	
2.46.36.0	Tessa Brockwell ()	(2)	V	M	13/10/85
2.46.37.0	Petrina Trowbridge(47)				
		(3)	V	M	13/10/85
2.46.58.65	Annette Perkins (49)(6)	N	S		12/6/83

1986/87					
2.26.07.0	Lisa Martin (60)	(1)	S	Edinburgh	1/8/86
2.29.12.0	Martin	(2)		New York	2/11/86
2.30.59.0	Martin	(2)		Osaka	24/1/87
2.36.06.0	Tami Ruckle ()	(1)	N	M	12/10/86
2.43.15.0	Mora Main (49)	(16)	N	London	20/4/86
2.46.29.0	Rhonda Hallinder(58)(1)	V	C		14/4/86
2.46.50.0	Liz Patmore (57)	(2)	Q	C	13/4/86
2.46.50.0	Petrina Trowbridge(47)				
		(2)	V	M	12/10/86

2.47.09.0	Margaret Reddan(53)(1)	Q	Gold Coast	20/7/86	13.94 (+0.3)	Kim Wilson (67)	(3)	N	S	28/3/87	
2.48.28.0	Reddan (2)	S		8/6/86	13.99 (+0.3)	Debbie Phillips(63)(4)		N	S	28/3/87	
2.49.42.0	Jan Wanklyn () (2)	Q	Gold Coast	20/7/86	14.00 (+1.2)	Jocelyn Millar-Cubitt (64)					
2.49.43.0	Linda Thompson() (1)	V	M	16/11/86						14/3/87	
2.51.01.0	M. O'Loughlin () (30)		London	20/4/86	14.40 ()	Jane Hotchin (70)	(1h)	Q	A	14/3/87	
2.52.18.0	Annette Perkins(49)(3)	A	C	13/4/86	14.43 (+0.3)	Chris Stanton (59)	(7)	W	M	28/3/87	
2.53.13.0	Jenny McGillivray () (3)	V	M	12/10/86	14.44 (+0.3)	Catherine Collopy(56)(8)		N	M	28/3/87	
2.53.50.0	Flona Whelan (57)	(1)	N	S	25/4/86					15/3/87	
2.54.39.0	Kerryn Hindmarsh(67)(6)	N	S	8/6/86	14.59 (+0.6)	Lolita Zizek (70)	(1)	N	S	19/10/86	
2.55.24.0	C. Stephens () (4)	V	M	13/10/86	14.62 ()	Lyndal Garling (63)(11)		N	S	7/2/87	
2.56.18.0	Mabel Mitchell () (1)	V	Stawell	27/4/86	14.46 ()	Kylie Coombe (67)	(1)	V	M	20/12/86	
2.57.40.0	Lynda Walton () (5)	N	C	13/4/86	14.46 ()	Julia Pecsovsky(68)(2)		V	M	20/12/86	
2.58.21.0	Chris Setterfield() (2)	V	Stawell	27/4/86	14.68 ()	Rebecca Starcevic(70)					
2.59.25.0	Desiree Letherby(46)(1)	S	A	31/8/86	14.56 ()	Jayne Beasley (66)	(1)	W	P	6/12/86	
2.59.29.0	Kylie Partland() (8)	N	S	8/6/86	14.76 ()	Melanie Carr (70)	(2h)	N	S	13/12/86	
3.00.26.0	Jenny Hogan (57)	(6)	V	M	12/10/86	14.82 ()	Adrienne Rainbird (68)				
3.00.30.0	N. Edwards () (7)	V	M	12/10/86						14/3/87	
3.01.23.0	Julie McKie (62)	(8)	V	M	12/10/86	14.66 ()	Kylie Fulton (70)	(2)	N	S	9/86
3.02.56.0	Sue Dreverman () (6)	N	C	13/4/86	14.85 ()	M. Deverell () (3h)		A	A	14/3/87	
3.03.50.0	Yvonne Couper () (1)	N	S	17/8/86	14.91 ()	Sharon Jaklofoky-Smith (68)				28/6/86	
3.03.58.0	Wendy Hendricks(51)(1)	S	A	20/7/86						18/10/86	
3.06.02.0	Donner Evans () (9)	N	S	8/6/86	14.7m ()	Jackie Webb () (1)		N	S	25/11/86	
3.06.14.0	Brumi Lamprecht() (3)	S	A	31/8/86	14.7m (+1.6)	Kathy Lee (62)	(1)	V	M	24/1/87	
3.06.34.0	Janice Morton () (10)	N	S	8/6/86	15.00 (+0.6)	Eileen Hindle (49)	(1)	W	P	21/2/87	
3.08.35.0	Janet McAfee () (10)	Q	M	12/10/86	15.02 ()	Kathryn Lovett(70)	(2)	Q	B	10/3/87	
					14.8m (+1.7)	Row Eddy (66)	(1)	V	M	15/11/86	
					15.06 (+1.7)	Janelle Breen () (1)		N	S	8/11/86	
					15.06 ()	K. Phillips () (2)		Q	B	13/5/86	
					15.09 ()	Nola Hodgson (64)	(1)	V	M	14/2/87	
					15.22 ()	Gaylene Russell() (1)		V	M		

100 METRES HURDLES

All Time (Electric)

12.93 (0.0)	Fam Ryan (39)	(2h)	V	Munich	4/9/72	Wind Assisted				
13.02 (-1.5)	Glynis Nunn (60)	(hep)	Q/S	Los Angeles	3/8/84	13.31 (+2.3)	Nunn	(2h)	Edinburgh	31/7/86
13.10 (+1.1)	Penny Gillies (51)	(1)	N	S	23/3/80	13.32 (+4.7)	Flemming	(Hep)	Edinburgh	26/7/86
13.33 (+1.3)	Gaye Dell (48)	(1h)	V	Christchurch	29/1/74	13.44 (+3.5)	Laureudet	(1)	S	28/2/87
13.45 (+1.2)	Jane Flemming (65)	(7h)	V	Edinburgh	31/7/86	13.76 (+4.7)	Millar-Cubitt (Hep)		Edinburgh	26/7/86
13.53 (+0.7)	Jenny Laureudet(62)(1h)	Q/M	A	15/3/86	13.88 (+3.5)	Phillips	(2)	S	28/2/87	
13.60 (+1.1)	Robyn Lorraway (61)(2)	V/A	S	23/3/80	14.13 (+4.3)	Sinclair-Burke(Hep)		S	12/12/86	
13.63 (0.0)	Maureen Caird (51)	(5h)	N	Munich	4/9/72	14.14 (+3.5)	Garling	(4)	S	28/2/87
13.74 (+0.9)	Jayne Beasley (66)	(1)	W	B	4/9/82	14.31 (+2.9)	Coombe	(4)	S	29/3/87
13.79 (+1.0)	Jennifer Jones (48)(2h)	W	Christchurch	29/1/74	Mixed Race					
13.82 (+0.3)	Chris Stanton (59)	(1h)	W	C	30/3/85	13.3m ()	Laureudet	(*)	S	11/2/87
13.83 (-1.3)	Dianne Gardner (62)(4)	Q	A	15/3/86	14.1m ()	Garling	(*)	S	11/2/87	
13.87 (+0.6)	Sally Motr (54)	(3h)	V	Christchurch	29/1/74	14.2m ()	Webb	(*)	S	11/2/87
13.87 (-0.5)	Debbie Phillips(63)(2)	N	S	11/3/84						
13.87 (+0.3)	Jocelyn Millar-Cubitt(64)									
13.89 (+0.7)	Helen Davey (58)	(4)	Q/M	Christchurch	31/1/81	Doubtful Time				
13.92 (+0.9)	Cheryl Boswell (54)(3)	S	B	4/9/82	14.3m (-1.2)	Donna Drury () (1)		V	M	25/10/86
13.93 (+1.7)	Sharon Jaklofoky-Smith(68)									
13.94 (+0.3)	Kim Wilson (67)	(3)	N	S	28/3/87					
13.96 (+1.1)	Roxanne Gelle (58)	(4)	W	S	23/3/80					

Manual

12.5 ()	Fam Ryan (39)	(1)	V	Warsaw	28/6/72	All Time (Combined)					
13.0 ()	Penny Gillies (51)	(1)	N	B	16/12/79	53.76	Debbie Flintoff-King (60)				
13.1 ()	Maureen Caird (51)	(1)	N	S	26/2/72		(1)	V	Oslo	5/7/86	
13.2 ()	Diane Pease (45)	(1)	N	S	13/12/73	56.15	Sally Fleming (61)	(2)	W/A	S	29/3/87
13.2 ()	Gaye Dell (48)	(1)	V	M	17/1/76	56.48	Jenny Laureudet(62)(2)	Q/M	A	16/3/86	
13.3 ()	Glynis Nunn (60)	(Hep)	Q/S	A	16/6/84	56.85	Lyn Foreman (57)	(1)	W	C	21/2/80
13.5 ()	Jennifer Jones (48)(1)	W	P	12/1/74	57.23	57.23	Glynis Nunn (60)	(2)	Q/S	M	20/3/83
13.5 (-2.1)	Cheryl Boswell (54)(2)	S	M	21/3/76	57.28	57.28	Marian O'Shaughnessy(54)				
13.5 ()	Helen Davey (58)	(2)	Q/N	M	16/12/79	57.51	(1)	V	C	4/12/77	
13.5 ()	Eileen Hindle (49)	(1)	W	P	2/2/80	58.42	Debbie Tomsett (60)(3)	V	M	1/4/84	
13.5 ()	Robyn Lorraway (61)(1)	V/A	A	12/2/80	58.3m	58.3m	Stacey Quitsau (60)(2)	N	P	22/3/79	
13.7 ()	Helen Windred (48)	(2h)	N	M	11/3/70	58.73	Judy Peckham (50)	(1)	V	M	22/2/75
13.7 ()	Sally Motr (54)	(2)	V	M	5/1/74	59.06	Carmen Campton (51)(3)	N	C	4/12/77	
13.7 ()	Roxanne Gelle (58)	(1)	W	B	3/6/78	59.10	Marianne Hardstaff (63)(4)	T	M	20/3/83	
13.7 ()	Donna Scott (62)	(1)	Q	B	18/11/78	59.3m	Elizabeth Dale (60)(2)	N	P	13/1/80	
13.7 ()	Dianne Gardner (62)(2)	Q	B	18/11/78	59.33	59.33	Cathy Wilson (67)	(1)	V	M	30/3/84
13.7 ()	Jayne Beasley (66)	(1)	W	P	27/2/82	59.39	Lyndley Longstaff(59)(2)	S/V	M	4/3/86	
13.7 ()	Chris Stanton (59)	()	W	P	4/2/84	59.66	Lesley Richards (63)(4)	N	C	31/3/85	
						59.84	Mia Gabbedy (65)	(2)	W	M	30/3/84
						60.00	Vicki Goodall (63)	(6)	Q	A	16/3/86
						60.0m	Wendy de Vroom (59)(5)	N	C	31/3/85	
						60.0m	Barbara Stockton (54)(7)	N	B	21/3/82	
							Eileen Hindle (49)	(3)	W	B	17/3/78
							Beth Natl (56)	(1)	W	P	17/12/78

1986/87 (Combined)

13.40 (+1.4)	Glynis Nunn (60)	(1)	S	Hechtel	5/7/86	1986/87					
13.42 (+0.2)	Nunn (5)			Paris	15/7/86	53.76	Debbie Flintoff-King (60)				
13.43 (-0.6)	Nunn (1h)			Rhede	2/7/86		(1)	V	Oslo	5/7/86	
13.44 (-1.1)	Nunn (3)			Edinburgh	1/8/86					Nice	15/7/86
13.45 (+1.2)	Jane Flemming (65)	(2h)	V	Edinburgh	31/7/86	54.00	Flintoff-King (1)		Gatehead	5/8/86	
13.48 (+1.9)	Nunn (1)			Belfast	27/6/86	54.66	Flintoff-King (1)		Edinburgh	28/7/86	
13.50 (0.0)	Flemming (2)			Belfast	30/6/86	54.94	Flintoff-King (1)		A	S	29/3/87
13.54 (-0.3)	Nunn (1h)			Rhede	2/7/86	56.15	Sally Fleming (61)	(1)	N	Swansea	13/7/86
13.57 (-1.9)	Flemming (1)			C	20/1/87	56.53	Jenny Laureudet (62)(1)		N	Edinburgh	28/7/86
13.58 (+0.7)	Jenny Laureudet(62)(1)	N	Swansea	13/7/86	56.57	56.57	Laureudet (3)			Leuven	28/6/86
13.60 (+0.7)	Flemming (2)			Swansea	13/7/86	57.06	Laureudet (1)				
13.63 (+0.9)	Nunn (2)			Prague	24/6/86						
13.63 (+0.3)	Laureudet (1)			S	28/3/87						

57.18	Fleming	(1)	C	7/3/87
57.30	Laurendet	(1)	Vught	7/7/86
57.30	Laurendet	(1)	S	18/1/87
58.40	Glynnis Nunn (60)	(1)	S A	1/3/87
59.19	Debbie Tomsett (60)	(1)	V M	21/2/87
60.16	Helen Graham (65)	(2)	M S	1/3/87
60.28	Adrienne Rainbird(70)	(1)	Q A	15/3/87
60.34	Amnette Cavanagh (71)	(1)	N S	14/12/86
60.35	Stacey Quitzau (60)	(2)	N C	7/3/87
60.84	Catherine Collopy(56)	(2h)	N S	28/3/87
61.1m	Lyndley Longstaff(59)	(2)	V M	24/1/87
61.2m	Georgina Hale (63)	(3)	V M	24/1/87
61.70	Belinda Hoonhout(68)	(1)	Q B	7/3/87
61.73	Melanie Carr (70)	(2)	N S	14/12/86
61.7m	Marianne Hardstaff(65)	(1)	T L	13/12/86
61.7m	Mia Gabbedy (65)	(1)	W P	21/2/87
61.9m	Kerrie Soanes (58)	(1)	V M	8/11/86
62.17	Megan Atkinson (67)	(1)	N S	1/3/87
62.22	Jodie Allen (68)	(4)	T Rhede	2/7/86
62.38	Cathy Gridley (62)	(1)	T C	14/2/87
62.47	Janelle Mottram ()	(3)	M A	15/3/87
63.0m	Rosie Lloyd (68)	(1)	S A	8/3/87
63.73	Caroline Chapman(70)	(4)	S A	15/3/87
63.7m	Hellisa Holcombe(71)	(3)	V M	5/3/87
64.2m	Rebecca Starcevic(70)	(1)	W F	1/11/86
64.2m	Amanda Harrington (68)	(1)	V M	24/1/87
64.2m	F. Loughnan ()	(1)	W P	1/3/87
64.51	Wendy de Vroom (59)	(4)	N S	1/3/87
64.56	Lynne Robson (67)	(5)	N S	14/2/87
64.5m	Eileen Hindle (49)	(2)	W P	21/2/87
65.1m	S. Allen ()	(1)	V M	24/1/87
65.5m	Desley Shea (71)	(1)	W P	1/11/86
65.5m	Jenny Smith ()	(2)	S A	15/11/86
65.65	C. Atzenborough()	(3)	N M	14/5/86

Mixed Race

56.7m	Laurendet	(*)	S	14/3/87
56.87	Fleming	(*)	S	14/3/87
56.99	Laurendet	(*)	S	14/2/87
57.44	Nunn	(*)	A	31/1/87

4 x 100 METRES RELAY

1986/87

44.81	New South Wales	(1)	S	28/3/87
45.32	Queensland	(2)	S	28/3/87
45.41	Victoria	(3)	S	28/3/87
46.00	New South Wales	(1)	S	4/4/87
46.17	National Team	(1)	Swansea	13/7/86
46.6m	Queensland University	(1)	B	3/87
46.7m	New South Wales	(1)	C	20/1/87
46.95	New South Wales Schools	(1)	S	14/12/86
46.96	Tasmania	(5)	S	28/3/87
46.98	National Junior Team (3)	Bad Reichenall		21/6/86

4 x 200 METRES RELAY

1986/87

1.36.8m	Queensland University	(1)	B	3/87
1.38.57	Glenhuntly	(1)	M	7/3/87
1.38.91	Tiger West	(1)	S	30/11/86
1.39.08	Eastern Suburbs	(1)	S	30/11/86
1.39.9m	Mayne Harriere	(2)	B	3/87

4 x 400 METRES RELAY

1986/87

3.32.86	National Team	(3)	Edinburgh	2/8/86
3.38.87	AIS/ACT	(2)	S	4/4/87
3.38.96	National Team	(1)	Swansea	13/7/86
3.39.72	New South Wales	(1)	S	29/3/87
3.41.0	C.T.C.	(1)	A	5/2/87
3.42.58	National Junior Team	(7)	Athens	20/7/86
3.42.82	National Junior Team	(4h)	Athens	19/7/86
3.43.96	New South Wales	(3)	S	4/4/87

3.44.37	New South Wales Junior Team	(1)	S	28/3/87
3.44.73	Tasmania	(3)	S	29/3/87
3.45.09	Queensland	(4)	S	29/3/87
3.45.88	Waverley	(1)	M	8/3/87
3.45.96	Victoria	(5)	S	29/3/87
3.46.64	South Australia	(6)	S	29/3/87
3.46.9m	Western Districts	(2)	A	5/2/87
3.47.40	Glenhuntly	(2)	M	8/3/87

4 x 800 METRES RELAY

1986/87

8.48.11	Waverley	(1)	M	7/3/87
8.54.01	Essendon EMB	(2)	M	7/3/87

3,000 METRES WALK

All Time

12.42.1m	Sue Cook (56)	(1)	V/A C	10/3/84
12.56.96	Kerry Saxby (61)	(1)	N C	6/3/86
13.02.71	Sally Pierson (63)	(1)	V M	21/2/82
13.10.0m	Bev Hayman (61)	(1)	N B	1/3/86
13.12.60	Gabrielle Blythe(69)	(1)	V M	6/2/86
13.38.3m	Lorraine Jachno(59)	(2)	V M	3/2/87
13.39.0m	Rachel Thompson(62)	(1)	N/A C	29/11/86
13.47.9m	Sue Narbey (64)	(1)	W P	24/11/82
13.49.6m	Anne Pembroke (59)	(1)	N S	15/1/75
13.49.69	Anne Ryan (62)	(2)	N S	9/3/85
13.58.97	Penny Urquhart (67)	(1)	Q - A	13/3/86
14.09.0m	Kerrie Neville (62)	(2)	V M	7/3/78
14.12.33	Sharon Schnyder(64)	(1)	V M	23/1/86
14.13.25	Aleyna Narbey (70)	(2)	W A	13/3/86
14.16.2m	Roseanne Smith (64)	(1)	V M	2/3/84
14.17.1m	Louise Nicholson(66)	(2)	V M	29/11/80
14.17.4m	Alison Nicholls (53)	(1)	V H	5/3/73
14.17.5m	Sarah Miller (67)	(1)	V M	15/12/84
14.19.0m	Anne Miller (63)	()	V M	15/3/80
14.20.09	Carolyn Vanstan(68)	(2)	V M	23/1/86

Mixed Race

12.20.07	Saxby	(*)	C	20/1/87
13.03.5m	Hayman	(*)	S	8/3/86
13.31.3m	S Narbey	(*)	P	7/12/85
13.38.45	Thompson	(*)	C	20/1/87
14.05.3m	A Narbey	(*)	P	23/11/85
14.12.2m	Lisa Harrison (66)	(*)	N S	24/3/84

1986/87

13.01.38	Sue Cook (56)	(1)	A C	14/3/87
13.28.1m	Cook	(1)	C	14/1/87
13.38.3m	Lorraine Jachno(59)	(1)	V M	3/2/87
13.39.0m	Rachel Thompson(62)	(1)	A C	29/11/86
13.47.0m	Gabrielle Blythe(69)	(1)	V M	20/1/87
13.51.73	Nlythe	(1)	S	27/3/87
13.53.9m	Jachno	(1)	M	9/12/86
14.15.8m	Jachno	(1)	M	25/11/86
14.21.1m	Jachno	(1)	M	11/11/86
14.27.8m	Sharon Schnyder(64)	(2)	V M	25/11/86
14.29.3m	Aleyna Narbey (70)	(1)	W P	8/11/86
14.31.59	Michelle Keys (70)	(2)	N S	27/3/87
14.32.84	Carolyn Vanston(68)	(3)	V S	27/3/87
14.41.0m	Sharon Pearce ()	(2)	N S	22/2/87
14.44.37	Natalie Complin(69)	(2)	Q S	13/12/86
14.44.54	Jenny Randall (70)	(4)	N S	27/3/87
14.45.55	Wendy Muldoon (71)	(2)	V M	15/2/87
14.45.67	Lynda Pearce ()	(3)	N S	22/2/87
14.46.25	Anne Ryan (62)	(1)	N S	28/2/87
14.51.6m	Michelle Degraaf (71)	(2)	V M	9/12/86
14.54.49	Karen Willoughby(72)	(3)	N S	13/12/86
14.55.2m	Michelle Borne (70)	(4)	V M	3/2/87
14.55.49	Lisa Harrison (66)	(3)	N S	28/2/87
14.57.82	Pam Marlin (72)	(3)	N S	19/10/86
15.03.5m	Rebecca Waters(72)	(5)	V M	3/2/87
15.15.37	Joanne Lambert (69)	(6)	S A	13/3/87
15.18.0m	Debbie Robertson()	(2)	V M	10/3/87
15.20.28	Megan Chapman (69)	(7)	N S	27/3/87
15.24.0m	Yvonne Waters (68)	(3)	V M	10/3/87
15.26.0m	Renee Talbot (68)	(8)	S	27/3/87
15.30.56	Janet Saunders (70)	(3)	N S	7/3/87
15.32.5m	L. Heintzi ()	(3)	V M	20/12/86
15.34.8m	Terri Mansford(70)	(2)	W P	28/2/87
15.35.10	Janine Goodall (68)	(2)	V M	21/2/87
15.38.3m	Tanya Wheeler (72)	(3)	W P	28/2/87
15.44.0m	Nicole Foster (71)	(2)	S A	22/2/87
15.46.56	Sharon Willoughby(71)	(8)	N S	13/12/86

Mixed Race				
12.20.07	Kerry Saxby (61) (*)	N	C	20/1/87
13.36.45	Thompson (*)	C		20/1/87
14.20.3m	Fenny Urquhart (67)(*)	Q	B	7/12/86
14.25.1m	Karen Iselin (56) (*)	Q	B	29/11/86
14.43.4m	Ryan (*)	S		8/11/86
15.03.0m	Talbot (*)	A		4/2/87
15.19.3m	Chapman (*)	S		8/11/86
15.30.0m	Nicole Footer (71) (*)	A		4/3/87
15.38.2m	S. Willoughby (*)	S		20/12/86
15.43.8m	T. Zabel ()	Q	B	22/11/86

5,000 METRES WALK (Track)

All Time				
21.31.06	Kerry Saxby (61) (1)	N	S	29/3/87
22.04.42	Sue Cook (58) (1)	V/A	M	1/4/84
22.37.46	Gabrielle Blythe(69)(2)	V	M	16/2/86
22.42.81	Bev Hayman (61) (2)	N	A	15/3/86
22.50.39	Sally Pierson (63) (2)	V	M	1/4/84
22.52.0m	Lorraine Jachno(59)(2)	V	C	17/2/84
22.59.19	Rachel Thompson(62)(2)	N/A	S	24/2/85
23.15.4m	Sue Warbey (64) (1)	W	F	8/3/86
23.57.0m	Aleyna Warbey (70) (2)	W	F	8/3/86
24.04.0m	Errie Neville (62)(1)	V	M	13/5/78
24.13.17	Anne Ryan (62) (3)	N	S	24/2/85
24.21.31	Fenny Urquhart (67)(7)	Q	A	15/3/86
24.38.42	Sharon Schnyder(64)(4)	V	M	21/2/87
24.44.82	Lillian Harpur (48)(4)	S	A	21/3/81
24.48.47	Lisa Harrison (66) (3)	N	C	21/2/86
24.50.97	Roseanne Smith (64)(3)	V	M	2/3/85
24.56.0m	Anne Pembroke (59) (1)	N	S	16/3/75
24.59.1m	Karen Iselin (56) (1)	Q	B	10/3/79
25.13.85	Francis Toohy (65)(4)	V	M	20/3/83
25.29.15	Carolyn Vanstan (68)(11)	V	A	15/3/86

Mixed Race				
21.16.0m	Saxby (*)	S		4/4/87
22.39.5m	Pierson (*)	M		22/3/84
23.23.0m	Anne Miller (63) (*)	V	M	22/3/84
23.49.2m	Urquhart (*)	B		14/3/87
23.58.1m	Schnyder (*)	M		10/2/87
24.41.7m	Sarah Miller (67) (*)	V	M	18/12/84
24.44.4m	Toohy (*)	M		2/12/82
24.46.0m	Vanstan (*)	M		10/12/85
24.52.2m	Iselin (*)	B		7/12/86

1986/87				
21.31.06	Kerry Saxby (61) (1)	N	S	29/3/87
21.52.39	Saxby (1)	M		21/2/87
21.53.44	Saxby (1)	S		11/1/87
22.52.04	Sue Cook (58) (2)	A	S	29/3/87
23.13.13	Lorraine Jachno(59)(2)	V	M	21/2/87
23.28.19	Jachno (3)	S		29/3/87
23.41.16	Rachel Thompson(62)(1)	A	C	14/2/87
23.56.56	Gabrielle Blythe(69)(7)	V	Athens	20/7/86
23.57.80	Blythe (3)	M		21/2/87
23.58.0m	Thompson (1)	C		6/3/87
24.37.76	Aleyna Warbey (70) (12)	W	Athens	20/7/86
24.38.42	Sharon Schnyder(64)(4)	V	M	21/2/87
24.45.23	Penny Urquhart(67) (6)	Q	S	29/3/87
24.52.1m	Sue Warbey (64) (1)	W	F	13/12/86
24.52.1m	Lisa Harrison (66) (2)	N	C	6/3/87
25.10.22	Anne Ryan (62) (1)	N	S	18/1/87
25.44.94	Natalie Camplin (69)(1)	Q	B	22/11/86
26.09.4m	Renee Talbot (68) (1)	S	A	25/2/87
26.15.04	Michelle Horne (70)(5)	V	M	21/2/87
26.27.0m	Michelle Keys (70) (1)	N	S	15/10/86
26.39.1m	Joanne Lambert (69)	S	A	25/2/87
26.58.15	Megan Chapman (69) (1)	N	S	18/1/87
26.59.0m	Pam Marlin (72) (2)	N	S	15/10/86
26.59.0m	S. Webb ()	N	S	15/10/87

Mixed Race				
21.16.0m	Saxby (*)	S		4/4/87
22.33.2m	Cook (*)	S		4/4/87
23.22.1m	Bev Hayman (61) (*)	S		1/11/86
23.49.2m	Urquhart (*)	B		14/3/87
23.58.1m	Schnyder (*)	M		10/2/87
24.52.2m	Karen Iselin (56) (*)	B		7/12/86
25.28.0m	Carolyn Vanstan(68)(*)	V	M	8/1/87
25.28.2m	Wendy Muldoon (71) (*)	V	M	5/3/87
25.41.5m	Renee Talbot (68) (*)	S	A	11/3/87
26.01.4m	Randall (*)	S		17/12/86
26.43.1m	Michelle De Graaf(71)(*)	M		8/1/87
26.49.8m	Karen Willoughby(72)(*)	N	S	1/11/86

10KM WALK (Road)

All Time				
44.53.0	Kerry Saxby (61) (1)	N	C	10/5/86
45.20.0	Sue Cook (58) (1)	V/A	C	24/8/85
45.38.0	Sally Pierson (63) (1)	V	M	8/5/82
46.50.0m	Bev Hayman (61) (1)	N	Richmond	24/5/86
47.26.0	Sue Warbey (64) (2)	W	C	24/8/85
47.42.0	Rachel Thompson (62)(1)	N	S	28/4/84
47.52.0	Lorraine Jachno (59)(7)	V	Lomell	14/6/86
48.47.0	Anne Ryan (62) (3)	N	A	26/6/83
50.29.91	Penny Urquhart (67)(1)	Q	B	14/2/87
50.42.3	Roseanne Smith (64)(3)	V	M	22/5/83
51.01.0	Lisa Harrison (66) (1)	N	Richmond	7/7/84
51.14.4	Francis Toohy (65)(4)	V	M	22/5/83
51.45.0	Carolyn Vanstan (68)(1)	V	M	10/8/85
51.47.0	Sharon Schnyder (64)(1)	V	M	1/6/85
52.06.0	Lillian Harpur (48)(8)	S	A	26/6/83
52.50.0	Sarah Miller (67) (2)	V	M	5/4/86
52.52.4	Karen Iselin (56) (7)	Q	B	26/5/85
52.56.0	Tanya Clarke (66) (1)	N	S	9/7/83
53.04.8	Yvonne Waters (68) (3)	V	M	19/8/84
53.10.0	Aleyna Warbey (70) (1)	W	F	15/6/86

1986/87				
44.53.0m	Kerry Saxby (61) (1)	N	C	10/5/86
45.08.13t	Saxby (1)	M	Moscow	7/7/86
45.45.7m	Saxby (1)	S		26/3/87
45.59.6m	Saxby (1)	Lomell		14/6/86
46.44.3m	Sue Cook (58) (4)	Lomell		14/6/86
46.50.0m	Bev Hayman (61) (1)	N	Richmond	24/5/86
47.12.0m	Cook (1)	C		19/4/86
47.13.0m	Saxby (2)	C		19/4/86
47.29.0m	Cook (2)	C		10/5/86
47.29.30t	Cook (9)	Moscow		7/7/86
47.30.0m	Hayman (1)	S		4/86
47.52.0m	Lorraine Jachno(59)(7)	V	Lomell	14/6/86
47.59.0m	Sue Warbey (64) (1)	W	F	5/4/86
50.29.91	Penny Urquhart (67)(1)	Q	B	14/2/87
50.48.0m	Anne Ryan (62) (2)	N	Richmond	24/5/86
51.02.0m	Lisa Harrison(66) (6)	N	C	10/5/86
51.04.9m	Rachel Thompson (62)(18)	A	Lomell	14/6/86
51.45.0m	Carolyn Vanstan (68)(1)	V	A	17/8/86
52.02.0m	Sharon Schnyder (64)(2)	V	M	19/4/86
52.50.0m	Sarah Miller (67) (2)	V	M	5/4/86
53.10.0m	Aleyna Warbey (70) (1)	W	F	15/6/86
53.33.0m	Jenny Randall (70) (1)	N	S	12/7/86
54.04.0m	Karen Iselin (56) (9)	Q	C	10/5/86
54.27.0m	Wendy Nixon () (4)	N	Richmond	24/5/86
54.31.0	Debbie Robinson() (11)	V	C	10/5/86
54.32.0m	Jo-anne Lambert (69)(2)	S	M	27/7/86
54.33.0m	Ros Francis (68) (2)	N	S	12/7/86
54.39.0m	Michelle Horne (70)(3)	V	M	5/4/86
54.57.0m	Sharon Pearce () (1)	N	Richmond	5/7/86
55.01.0m	Renee Talbot (68) (1)	S	A	
55.25.0m	Michelle Doyle (71)(3)	V	M	27/3/87
55.32.0m	Michelle De Graaf() (2)	V	M	8/3/87
55.37.9m	Yvonne Waters (68) (3)	V	M	8/3/87
55.46.0m	Michelle Keys (70) (5)	N	Richmond	24/5/86
55.55.0m	Sharon Cummings () (6)	N	Richmond	24/5/86
55.57.0m	Megan Chapman (69) (3)	N	S	12/7/86
56.03.0m	Renee Talbot (68) (1)	S	A	28/6/86
56.10.0m	Karen Willoughby(72)(7)	N	Richmond	24/5/87

t - track

20KM WALK (Road)

1986/87				
1.38.27.0	Kerry Saxby (61) (1)	N	A	17/8/86
1.39.41.3	Bev Hayman (61) (1)	N	S	12/7/86
1.41.12.0	Sue Cook (58) (1)	A	C	
1.43.28.0	Lorraine Jachno (59)(1)	M		13/7/86
1.44.18.0	Sharon Schnyder (64)(2)	V	M	13/7/86
1.44.42.0	Jachno (2)	A		17/8/86
1.48.19.0	Lisa Harrison (66) (2)	N	S	12/7/86
1.50.48.0	Anne Ryan (62) (3)	N	A	17/8/86
1.55.18.0	Karen Iselin (56) (1)	Q	B	6/86
1.57.48.0	Julie Wonnacott() (3)	S	S	12/7/86
1.58.45.0	Gaby Richardson() (6)	V	A	17/8/86
1.59.57.0	Carolyn Vanstan (68)(1)	V	C	8/6/86
2.00.04.0	Michelle Horne () (1)	V	M	25/1/87
2.00.21.0	Penny Urquhart (67)(2)	Q	B	6/86

HIGH JUMP

All Time

1.96	Chris Stanton (59) (Rep)	W A	26/1/85
1.94	Vanessa Browne (63)(1)	W A	26/2/83
1.93	Katrina Morrow (59)(1)	M Edmonton	11/8/78
1.90	Deann Bopf (62) (1)	Q B	23/6/85
1.90	Gai Kapernick (70) (1)	Q B	8/3/87
1.88	Jenny Talbot (64) (3)	V A	16/3/86
1.87	Sharon Barber (65) (1)	S A	28/2/87
1.87	Jane Flemming (65) (Rep)	V A	14/3/87
1.86	Ann Turnbull (62) (Rep)	S M	9/3/85
1.86	Donna Robertson (61)(1)	N S	21/12/85
1.86	Leah Cranston (70) (2)	Q B	16/2/86
1.86	Joanne Lamont (67) (1)	V A	14/3/86
1.85	Jocelyn Millar-Cubitt (62) (1)	T H	30/1/85
1.835	Michele Brown (39) (1)	M S	1/11/64
1.83	Sandra Moran (61) (2)	S A	26/2/83
1.83	Cathy Lee (62) (3)	S A	26/2/83
1.83	Glynis Hunn (60) (Rep)	Q/S C	14/4/84
1.83	Joanne Gracey (65) (2)	Q B	2/3/85
1.82	Cathy Soanes (57) (3)	V P	25/3/79
1.82	Tracey Hinde (64) (1)	Q A	7/12/80
1.82	Tracey Brand (65) (1)	Q H	12/12/82
1.82	Cathy Sharpe (67) (2)	N H	12/12/82
1.82	Loretta Kiss (70) (1)	T H	1/3/87

1986/87

1.92	Chris Stanton (59) (3)	W Nica	15/7/86
1.92	Stanton (1)	Edinburgh	1/8/86
1.90	Gai Kapernick (70) (1)	Q B	8/3/87
1.89	Stanton (1)	Vught	7/7/86
1.89	Stanton (1)	Paris	22/7/86
1.87	Stanton (1)	F	7/1/87
1.87	Sharon Barber (65) (1)	S A	28/2/87
1.87	Jane Flemming (65) (Rep)	V A	14/3/87
1.87	Jocelyn Millar-Cubitt (62) (Rep)	T A	14/3/87
1.87	Stanton (1)	S	29/3/87
1.87	Barber (2)	S	29/3/87
1.86	Vanessa Browne(63) (2)	W Vught	7/7/86
1.85	Deann Bopf (62) (-2)	Q B	8/3/87
1.83	Joanne Lamont(67) (2)	V M	21/2/87
1.82	Leah Cranston (70) (3)	Q Swansea	28/6/86
1.82	Loretta Kiss (70) (1)	T H	1/3/87
1.81	Jenny Talbot (64) (4)	V Swansea	13/7/86
1.81	Donna Robertson(61)(1)	N S	3/1/87
1.80	Cheryl Hurst (69) (1)	S A	8/11/86
1.80	Sonja Wennekes(73) (1)	N S	12/12/86
1.80	Kylie Newton (72) (1)	M S	14/3/87
1.79	Megan Anderson (71)(1)	Q B	7/12/86
1.79	Amanda Connors (69)(3)	Q S	28/3/87
1.78	Karina Turner (72) (1)	S A	22/11/86
1.78	Jenny Forrest (69) (1)	V M	20/1/87
1.78	Colleen Cummings(68)(1)	V M	1/2/87
1.78	Ros Etry (66) (2)	V M	24/1/87
1.78	Jane Steinfort (62)(4)	V S	29/3/87
1.77	Allison Inverarity(70)(1)	S A	7/10/86
1.76	Kirin Lindop (70) (4)	N A	14/3/87
1.75	Heanne Tschirpigg(69)(1)	S A	13/4/86
1.75	Katrina Morrow(59) (2)	N Wigan	10/5/86
1.75	Cathy Lee (62) (3)	S A	22/11/86
1.75	Leonie Fahy (67) (1)	N S	28/2/87
1.75	Kylie Coombe (67) (Rep)	V A	14/3/87
1.75	Joanne Gracey (65) (2)	Q B	10/1/87
1.74	Joanne McCormick () (4)	V S	14/12/86
1.72	Kaye Allen (69) (1)	Q B	10/86
1.71	Georgina Hale (63) (1)	V M	14/5/86
1.71	Jenny Wren () (3)	S A	2/11/86
1.71	Louise McPaul (69) (1)	M S	6/12/86
1.71	Nicole Greo (71) (7)	N S	14/12/86
1.71	Cathy Jeon (70) (1)	N S	3/1/87
1.71	Tracey McRae () (2)	N S	3/1/87
1.71	Jenni Pearlman (70)(1)	A C	7/3/87
1.71	Jane Helier (71) (-2)	S A	14/3/87
1.71	Eren Bailey (72) (4)	W A	15/3/87
1.70	Lara Asinari (69) (1)	S A	8/11/86
1.70	Joanne Sinclair-Burke (69) (1)	T H	16/11/86
1.70	Kylie Williams (70)(1)	V P	6/12/86
1.70	Jacinta Hunt (66) (4)	V M	18/12/86
1.70	Diane Swift (66) ()	S A	7/2/87
1.70	Judy Parsons() (2)	S A	7/2/87
1.70	Deann Kerwin (68) (1)	Q B	7/3/87
1.70	R. Higgins (72) (1)	A C	7/3/87

Indoors

1.88	Stanton (3)	Owaka	15/1/87
------	-------------	-------	---------

LONG JUMP

All Time

6.86 (+1.5)	Robyn Lorrway (61)(1)	V/A C	23/2/86
6.70 ()	Lyn Jacenko (53) (1)	N B	18/3/78
6.67 ()	Nicole Boegman (67)(1)	N S	15/10/83
6.66 (-0.8)	Glynis Hunn (60) (Rep)	Q/S Los Angeles	4/8/84
6.62 ()	Linda Garden (55) (1)	N Auckland	25/1/81
6.58 (+0.7)	Erica Hooker (53) (2)	Q/V Edmonton	11/8/78
6.46 (+1.0)	Megan Cleary (64) (1)	V/A C	16/11/85
6.46 (+0.3)	Jane Flemming (65) (2)	V M	21/2/87
6.40 ()	Chris Stanton (59) (1)	W A	21/3/81
6.36 ()	Jocelyn Millar-Cubitt(62) (2)	T S	28/3/87
6.35 (-0.2)	Sandra Priestley (65)(2)	Q B	15/2/86
6.33 ()	Helen Searle (39) (1)	N S	13/2/65
6.33 ()	Kim Thorley (64) (-)	N P	15/12/79
6.31 ()	Diane Pease (45) (1)	N S	13/3/71
6.30 (+2.0)	Ann Turnbull (62) (3)	S A	14/3/84
6.29 ()	Lenore Liscombe (46)(1)	Q B	5/3/66
6.28 ()	Chris Booth (55) (1)	N S	7/2/79
6.26 ()	Eileen Hindle (49) (1)	W P	25/3/73
6.25 ()	Jan Carroll (44) (1)	W P	4/12/65
6.25 ()	Sharon Jaklofsky-Smith(68) (2)	Q B	3/3/85

1986/87

6.67 ()	Nicole Boegman (67)(1)	N S	28/3/87
6.63 (+1.9)	Boegman (1)	S	28/2/87
6.62 (+1.5)	Robyn Lorrway (61)(4)	A Dresden	3/7/86
6.57 (+1.8)	Boegman (1)	C	14/3/87
6.55 (+1.5)	Boegman (6)	Dresden	3/7/86
6.51 (+1.4)	Lorrway (1)	M Birmingham	18/7/86
6.48 (+0.5)	Boegman (1)	M	21/2/87
6.46 (+0.3)	Jane Flemming (65) (2)	V M	21/2/87
6.46 (+1.9)	Boegman (-)	S	28/2/87
6.46 ()	Boegman (1)	S	4/4/87
6.43 ()	Boegman (1)	B	7/3/87
6.42 ()	Lorrway (1)	Paris	22/7/86
6.36 ()	Jocelyn Millar-Cubitt (62) (2)	T S	28/3/87
6.27 (+0.2)	Megan Cleary (64) (1)	A Vught	7/7/86
6.21 ()	Sandra Priestley(65)(1)	Q B	31/1/87
6.19 ()	Amanda O'Neill (70)(1)	V M	27/11/86
6.10 ()	Monique Dunstan (70)(2)	Q B	7/3/87
6.09 ()	Rosemary Clarke (61)(1)	N S	31/1/87
6.02 ()	Tenna O'Byrne (69) (2)	Q B	14/1/87
6.01 ()	Chris Sharp (67) (1)	V M	24/1/87
5.99 ()	Selena Morice (69) (1)	Q B	15/11/86
5.92 (+0.2)	Sharon Barber (65) (1)	S A	14/2/87
5.91 ()	Kerrie-Lyn Reko(69)(2)	N A	14/3/87
5.90 ()	Brooke Martin (70) (3)	N A	14/3/87
5.88 ()	Elaine Radford (61)(1)	W P	7/1/87
5.88 (+0.2)	Cheryl Hurst (69) (1)	S A	31/1/87
5.87 ()	Eyn Burns (71) (2)	V M	20/12/86
5.85 ()	D. Johnstone () (1)	Q B	31/1/87
5.83 (+1.8)	Lisa Cannold (70) (1)	W P	24/1/87
5.79 ()	Cathy Jeon (70) (1)	N S	19/10/86
5.78 (+1.6)	Kim Wilson (67) (-)	N S	29/3/87
5.77 ()	Melinda Gainford (68)(2)	Q B	21/2/87
5.75 ()	Edyta Jasinska (67)(1)	W P	28/2/87
5.74 ()	T. Briton () (1)	V A	13/3/87
5.74 ()	Chris Stanton (59) (1)	W P	28/2/87
5.70 ()	Sharon Jaklofsky-Smith (68) (4)	Q Bad Reichenall	21/6/86
5.70 ()	Eileen Hindle (49) (3)	W P	28/2/87
5.69 ()	Fiona Singline (70)(1)	T L	31/1/87
5.69 (+1.3)	Lainey Harrison(69)(2)	V M	14/2/87
5.68 ()	Joanne Sinclair-Burke (69) (1)	T H	16/11/86
5.68 (+1.0)	Kylie Coombe (67) (-)	V M	21/2/87
5.65 ()	Rachel Kothe (69) (1)	V M	2/11/86
5.65 ()	K. Liprini () (1)	N S	20/12/86
5.65 (+0.7)	Rachelle Evans(70) (3)	S A	31/1/87
5.65 ()	Georgina Hale (63) (1)	V M	5/2/87
5.62 ()	Susan Taylor (68) (3)	W P	29/11/86
5.62 ()	Allison Miller () (5)	V A	15/3/87
5.60 ()	Melissa Moore (68) (2)	N S	18/10/86
5.60 ()	Neredith Walkington (71) (1)	Q B	22/11/86
6.68 (+2.7)	Lorrway (1)	Dalo	5/7/86
6.16 ()	Dunstan (1)	S	12/12/86
6.13 (+2.6)	Clarke (3)	S	28/3/87
6.04 (+2.8)	Sharp (4)	M	21/2/87
5.98 (+3.8)	Radford (1)	P	20/12/86
5.88 (+3.7)	Jasinska (4)	S	29/3/87
5.81 (+2.8)	Wilson (5)	S	29/3/87
5.80 (+2.4)	Kothe (6)	S	29/3/87

Wind Assisted

6.68 (+2.7)	Lorrway (1)	Dalo	5/7/86
6.16 ()	Dunstan (1)	S	12/12/86
6.13 (+2.6)	Clarke (3)	S	28/3/87
6.04 (+2.8)	Sharp (4)	M	21/2/87
5.98 (+3.8)	Radford (1)	P	20/12/86
5.88 (+3.7)	Jasinska (4)	S	29/3/87
5.81 (+2.8)	Wilson (5)	S	29/3/87
5.80 (+2.4)	Kothe (6)	S	29/3/87

TRIPLE JUMP

1986/87

12.15 (+1.2)	Zdyta Jasinska (67)(1)	W	S	27/3/87
12.05 (+1.3)	Melanie Dyball (71)(-)	V	S	14/12/86
11.96 (+1.4)	Selena Morice (69) (1)	Q	S	13/12/86
11.96 (0.0)	Kym Burns (71) (2)	V	S	27/3/87
11.87 (+2.0)	Rachael Koroi (70) (3)	N	S	13/12/86
11.82 ()	Lyn Smith (68) (1)	W	P	1/3/87
11.78 (+0.6)	Chris Stanton (59) (1)	W	P	14/2/87
11.78 (+1.9)	Kathryn Lovett () (3)	Q	A	13/3/87
11.70 (-0.2)	Sharon Ward (69) (4)	S	A	13/3/87
11.69 ()	Heather Smith (68) (1)	S	A	20/12/86
11.59 ()	Joanne Sinclair-Burke (69) (1)	T	L	22/11/86
11.57 ()	Eileen Hindle (49) (2)	W	P	1/3/87
11.45 ()	Lisa Armstrong (2)	Q	A	14/3/87
11.43 ()	Peta Kennedy () (2)	V	M	11/10/86
11.40 ()	N. Cress () (3)	Q	B	10/86
11.32 ()	Ashley Edwards () (1)	A	S	22/2/87
11.31 ()	Gretel Easton () (2)	V	M	29/11/86
11.30 ()	A. Gray (1)	W	H	2/11/87
11.24 ()	Kaye Allen (69) (4)	Q	B	10/86
11.24 (0.0)	Elaine Radford (61)(3)	W	P	13/12/86
11.23 (+0.2)	G. Russell (6)	V	A	13/3/87
11.22 ()	Carolyn Chapman(70)(1)	S	A	8/3/86
11.20 (+1.7)	Fiona Singline (70)(5)	T	S	13/12/86
11.18 (+1.0)	Pauline Nelson (68)(2)	N	S	1/3/87

Wind Assisted

12.15 (+4.0)	Lyn Smith (1)	W	S	29/3/87
12.09 (+2.1)	Dyball (1)	S		14/12/86

SHOT PUT

All Time

19.74	Gael Martin (56) (1)	V	Berkeley	14/7/84
17.64	Bev Francis (55) (1)	V	M	6/12/80
17.39	Astra Etienne (60) (1)	V	S	2/11/85
16.91	Sue Reinwald (63) (1)	V	M	29/10/83
16.38	Jean Roberts (43) (1)	V	Birmingham	9/4/72
16.20	Luigina Taylor (56)(1)	N	S	7/1/78
16.18	Chris Schultz (51) (2)	V	M	18/1/84
15.64	Anna Laurens (50) (1)	V	S	5/7/70
15.06	Pat Donnelly (61) (3)	V	M	27/1/83
15.03	Yvette Ykema (69) (2)	V	Bad Reichenhall	21/6/86
14.95	Greta Larsen (66) (2)	T	C	20/1/87
14.84	Bernadette Serone(68)(1)	N	S	29/3/87
14.73	Sue Howland (60) (2)	Q/A	H	22/11/80
14.72	Lisa Vizaniari(71) (2)	N	S	29/3/87
14.45	Andrina Rovis-Herman(61) (1)	W/A	C	31/10/81
14.33	Jane Keen (48) (1)	N	A	9/3/68
14.22	Heidi Wittesch (57)(1)	S	A	1/3/87
14.10	Michelle Bancroft(65)(2)	N	S	20/1/85
14.07	Lyn Parry () (1)	V	M	16/12/67
14.01	Mary Breen (33) (1)	N	S	23/9/62

1986/87

19.59	Gael Martin (56) (1)	V	Vught	7/7/86
19.00	Martin (1)		Edinburgh	28/7/86
18.52	Martin (1)	S		28/3/87
17.11	Martin (1)	C		14/3/87
16.90	Astra Etienne (60) (1)	V	M	18/3/87
16.70	Etienne (2)		Swansea	13/7/86
16.35	Etienne (1)	S		4/4/87
16.33	Etienne (6)		Edinburgh	28/7/86
16.28	Etienne ()		Glasgow	7/86
16.25	Etienne (1)	C		6/12/86
16.23	Etienne (2)	C		14/3/87
16.23	Etienne (1)	C		20/12/86
16.16	Etienne (1)		Leuven	28/6/86
16.16	Etienne (1)	N		22/2/87
15.44	Sue Reinwald (63) (1)	V	M	7/2/87
15.03	Yvette Ykema (69) (2)	V	Bad Reichenhall	21/6/86
14.95	Greta Larsen (66) (2)	T	C	20/1/87
14.84	Bernadette Serone(68)(1)	N	S	29/3/87
14.72	Lisa Vizaniari (71)(2)	N	S	29/3/87
14.43	Chris Schultz (51) (2)	V	M	7/2/87
14.33	Heidi Wittesch (57)(1)	S	A	8/3/87
13.90	Vanessa French(69) (1)	W	P	28/2/87
13.70	Jane Fleming (65) (Hep)	V	Edinburgh	26/7/86
13.08	Nicole Cackee (71)(1)	V	M	7/1/87
12.95	Chris Stanton (59) (7)	W	Vught	7/7/86
12.94	Terri Philpott () (1)	T	H	27/2/87
12.93	Sharon Jaklofky-Smith (68) (6)	Q	Bad Reichenhall	21/6/86
12.88	W. Clearwater () (1)	Q	B	14/1/87
12.71	Toni Gordon (70) (1)	N	S	9/86

12.70	Robyn May (64) (2)	V	M	7/1/87
12.70	Jodi O'Reilly (65) (1)	S	A	9/1/87
12.64	Katrina Standerwick (67) (1)	V	M	6/12/86
12.62	Sharon Clarke (68) (3)	N	S	15/11/86
12.57	Pam Mountfield (65)(4)	V	S	28/2/87
12.31	Helen Neely () (1)	V	M	15/2/87
12.25	Rochelle Sutton (70)(2)	V	M	22/11/86
12.25	Colleen Palmer (71)(3)	W	S	13/12/86
12.08	Daphne De Jersey (69)(1)	Q	B	10/86 ¹
11.86	Sally Penson (62) (2)	S	A	15/11/86
11.85	Sue Borg (70) (2)	V	M	15/2/87
11.58	Jocelyn Millar Cubic (62) (Hep)	T	L	7/2/87
11.57	Ann Marie Kiekeboach (67) (2)	V	M	9/11/86
11.56	Joanne Preedy (70) (3)	N	S	7/2/87

DISCUS THROW

All Time

63.00	Gael Martin (56) (1)	V	M	11/1/79
57.10	Sue Reinwald (63) (2)	V	Berkeley	22/6/85
55.91	Jean Roberts (43) (1)	V	M	15/1/74
54.94	Astra Etienne (60) (2)	V	S	9/2/86
54.20	Denise Ashford-Hykes(56) (1)	N	S	18/12/74
53.42	Luigina Taylor (56)(2)	N	B	4/6/78
51.94	Jane Keen (48) (1)	N	S	3/2/68
51.26	Heidi Wittesch (57)(1)	S	A	1/3/86
51.02	Sue Culley (52) (1)	N	S	19/2/75
51.00	Andrina Rovis-Herman(61) (1)	W	C	13/3/82
50.96	Anna Laurens (50) (3)	V	M	15/1/74
50.84	Yvette Ykema (69) (5)	V	Athens	20/7/86
50.64	Roselyn Williams (43)(1)	N	S	5/1/62
50.61	Mary Breen (33) (1)	N	S	22/2/64
50.50	Rochelle Sutton(70)(1)	V	S	12/12/86
50.12	Chris Schultz (51) (1)	V	M	14/2/81
49.26	Bev Francis (55) (2)	V	M	14/3/81
49.24	Claire Mills-Thornton(67) (2)	S	A	1/3/86
49.00	Mary McDonald () (1)	N	S	14/3/64
49.00	Pam Mountfield (65)(1)	N	S	3/3/84

1986/87

59.10	Gael Martin (56) (1)	V	Vught	7/7/86
58.82	Martin (1)		Levelusaa	30/6/86
58.24	Martin (1)	C		14/3/87
57.30	Martin (1)	S		29/3/87
56.42	Martin (1)		Edinburgh	27/7/86
55.34	Martin (1)	S		4/4/87
55.18	Martin (1)		Gateshead	5/8/86
54.30	Martin (1)	C		8/3/87
54.16	Martin (1)	P		24/1/87
53.84	Martin (1)	S		1/3/87
53.72	Martin (1)	S		21/3/87
51.82	Martin (1)	P		10/1/87
51.80	Astra Etienne (60) (2)	V	S	4/4/87
51.02	Heidi Wittesch(57) (1)	S	A	26/1/87
50.84	Yvette Ykema (69) (5)	V	Athens	20/7/87
50.50	Rochelle Sutton(70)(1)	V	S	12/12/86
49.90	Sue Reinwald (63) (1)	V	M	20/12/86
48.48	Sally Penson (62) (2)	S	A	26/1/87
48.20	Chris Schultz (51) (1)	V	M	3/2/87
48.12	Vanessa French(69) (1)	W	P	7/1/87
46.96	Claire Thornton(67)(3)	S	A	26/1/87
46.54	Robyn May (64) (1)	V	C	22/11/86
45.92	Lisa Vizaniari (71)(1)	N	C	8/3/87
45.78	Kyla Gregory (69) (1)	T	L	17/1/87
45.70	Heike Forth (58) (1)	N	S	18/1/87
45.54	Tracey Phillips(69)(5)	W	Tianjin	28/8/86
45.40	Felicity Johnson (71)(2)	N	C	8/3/87
45.28	Katrina Standerwick(67) (2)	V	M	6/12/86
43.78	Jacqueline Meier (66)(2)	N	S	7/2/87
43.68	Pam Mountfield (65)(1)	N	S	7/2/87
43.24	Melinda Stone (69)(1)	N	S	18/1/87
42.86	Sue Borg (70) (2)	V	S	12/12/86
42.68	Colleen Palmer (71)(3)	W	P	24/1/87
42.54	Sharon Clarke (68) (2)	N	S	15/11/86
41.86	Philippa Moore (68)(4)	W	P	24/1/87
41.60	Keril Blight (70) (4)	S	A	26/1/87
41.44	Gabrielle Hartng () (2)	N	S	18/1/87
41.36	Toni Gordon (70) (1)	N	S	19/10/86
41.08	Nicole Cackee (71)(6)	V	M	22/2/87
40.80	Roseanne Young () (3)	V	A	15/3/87
40.54	Joanne Preedy (70) (2)	N	S	7/2/87

40.36	Bernadette Serone (68)	(1)	N	S	5/11/86	3646	Sharon Jaklofsky-Smith(68)	(1)	Q	M	9/2/86
40.34	Cathy Gardiner (72)(1)	(1)	N	S	12/12/86	5441	Lesley Richards (63)(3)	(3)	N	C	15/4/84
40.28	Kathy Walton (67) (1)	(1)	Q	B	1/11/86	5317	Kylie Coombe (67) (1)	(1)	Q/W	A	15/3/87
JAVELIN THROW											
<u>All Time</u>											
69.80	Sue Howland (60) (2)	(2)	Q/A	Belfast	20/6/86	5275	Georgia Hale (63)(6)	(6)	V	C	15/4/84
69.28	Petra Rivers (52) (1)	(1)	V	B	20/3/82	5024	Amanda Thomas (64) (1)	(1)	N	C	15/4/84
65.74	Pam Matthews (58) (1)	(1)	V	B	16/12/79	5015	Louise McPaul (69) (1)	(1)	N	A	14/3/86
57.84	Chris Hunt (50) (1)	(1)	N/W	M	25/3/76	4995	Chris Randall (67) (2)	(2)	S	C	15/4/84
57.40	Anne Pazera-Bocsen(36)	(1)	S	Cardiff	24/7/58	4983	Joanne Sinclair-Burke(69)	(2)	T	A	14/3/86
56.70	Jeanette Kieboom(59)(2)	(2)	S	C	6/3/86	4966	Dana Vlahov (63) (2)	(2)	S	A	20/3/81
54.76	Margaret Philippott (54)(2)	(2)	N	B	19/3/77		Nicole Boegman (67)(1)	(1)	N	S	3/10/83
52.46	Terri Wrenn (57) (3)	(3)	W	M	8/11/80	1986/87					
52.30	Janina Riley (53) (1)	(1)	N	S	22/2/75	6390	Jane Flemming (65) (1)	(1)	V	A	15/3/87
52.14	Jenny Elwin (53) (2)	(2)	S	Christchurch	29/1/74	6278	Flemming (2)	(2)		Edinburgh	27/7/86
51.69	Mary Thomas (44) (1)	(1)	N	B	14/3/69	6213	Flemming (1)	(1)	M		11/1/87
51.39	Margaret Kosick(49)(1)	(1)	N	Kingston	11/8/66	5876	Jocelyn Miller-Cubit (62)	(2)	T	A	15/3/87
50.78	Lisa McIlarg (63) (1)	(1)	N	S	19/2/84	5642	Miller-Cubit (1)	(1)	L		8/2/87
50.70	Leanne Dennis (63) (1)	(1)	A	C	14/3/81	5317	Kylie Coombe (67) (1)	(1)	V	A	15/3/87
50.64	Louise McPaul (69) (1)	(1)	N	S	28/12/86	5015	Cathy Jeon (70) (1)	(1)	N	S	27/3/87
50.36	Cathy Wilkinson(63)(1)	(1)	S	A	18/12/82	5013	Louise McPaul (69) (13)	(13)	N	Athens	19/7/86
50.34	Diane White (51) (1)	(1)	N	S	7/2/70	5002	Georgina Hale (63) (2)	(2)	V	M	11/1/87
49.62	Kate Farrow (67) (1)	(1)	S	A	8/2/86	4998	Hale (3)	(3)	A		15/3/87
49.56	Julie Gething () (1)	(1)	W	P	28/2/87	4914	Joanne Sinclair-Burke (69)	(1)	T	S	13/12/86
49.38	Tracey Oliver (62) (2)	(2)	V	M	31/10/81	4891	Coombe (1)	(1)	M		11/1/87
<u>1986/87</u>											
69.80	Sue Howland (60) (2)	(2)	A	Belfast	30/6/86	4767	Adrienne Esaubird (70)	(1)	Q	B	8/3/87
69.72	Howland (2)	(2)		Gateshead	5/8/86	4670	Sharon Barber (65) (1)	(1)	S	A	25/1/87
67.26	Howland (1)	(1)		Leverkusen	20/6/86	4615	Jenny Talbot (64) (3)	(3)	V	M	11/1/87
67.12	Howland (1)	(1)		Auckland	31/1/87	4510	Michelle Lovell (68)(2)	(2)	N	S	11/1/87
66.10	Howland (2)	(2)		Birmingham	19/7/86	4500	Jackie Webb () (1)	(1)	N	Newcastle	26/11/86
65.92	Howland (1)	(1)		Leverkusen	4/7/86	4490	Judith Parsons () (4)	(4)	S	A	15/3/87
65.30	Howland (1)	(1)		S	4/4/87	4468	Cheryl Hurst (69) (1)	(1)	S	A	25/1/87
64.74	Howland (3)	(3)		Edinburgh	31/7/86	4439	Amanda Smith () (2)	(2)	T	A	15/3/87
64.36	Howland (1)	(1)		C	14/2/87	4365	Jodie O'Reilly (65)(1)	(1)	S	Woking	13/7/86
63.94	Howland (1)	(1)		F	26/1/87	4354	Rachel Korol (70) (2)	(2)	N	S	11/1/87
63.86	Howland (1)	(1)		S	28/3/87	4342	Belinda Boonhout(68)(1)	(1)	Q	B	21/12/86
63.40	Howland (4)	(4)		Berlin	15/8/86	4185	Wendy de Vroom (59)(2)	(2)	N	S	11/1/87
62.78	Howland (2)	(2)		London	8/8/86	4151	Lara Arinari (69) (4)	(4)	S	S	13/12/86
61.96	Howland (1)	(1)		Leverkusen	4/6/86	4149	Sharon Ward () (2)	(2)	S	A	25/1/87
61.00	Howland (4)	(4)		Cologne	17/8/86	4124	Brooke Martin (70) (3)	(3)	N	S	11/1/87
56.28	Pam Matthews (58) (1)	(1)	V	M	5/3/87	4105	Sonya Strang () (4)	(4)	N	S	13/12/86
56.18	Jeanette Kieboom(59)(4)	(4)	S	Edinburgh	31/7/86	4010	Amanda Harrington(68)(2)	(2)	V	M	11/1/87
50.64	Louise McPaul (69)(1)	(1)	N	S	28/12/86		Eileen Hindle (49) (1)	(1)	W	P	15/2/87
49.56	Julie Gething (69) (1)	(1)	W	P	28/2/87						
49.32	Lyndall Kennedy(67)(2)	(2)	N	S	4/4/87						
49.24	Cherry Harvey (66) (2)	(2)	Q	S	28/3/87						
48.72	Fiona Atkinson (69)(1)	(1)	S	E	27/5/87						
48.28	Sally Wijesundra(64)(1)	(1)	W	P	28/2/87						
47.98	Sharon Clarke (68) (2)	(2)	N	S	27/3/87						
47.88	Kate Farrow (67) (3)	(3)	S	S	27/3/87						
47.32	Petra Rivers (52) (1)	(1)	V	Edinburgh	31/7/86						
47.16	Tracey Griffin (64)(1)	(1)	V	Geelong	25/10/86						
44.96	Janne Ware (70) (1)	(1)	T	H	16/11/86						
44.64	Colleen Palmer (71)(3)	(3)	W	P	14/2/87						
44.24	Toni Gordon (70) (1)	(1)	N	S	13/12/86						
43.78	Jane Flemming (65) (2)	(2)	V	Hecstel	5/7/86						
43.54	Mary Thomas (44) (3)	(3)	N	S	28/2/87						
43.48	Frudence King (70) (1)	(1)	V	M	1/87						
43.46	Lisa Roberts () (2)	(2)	N	A	14/3/87						
42.84	Jeanette Boyce (64)(3)	(3)	S	A	1/3/87						
42.44	Rosemary Gan (68) (1)	(1)	Q	B	17/1/87						
42.08	Martina Boland (66)(1)	(1)	A	C	15/11/86						
41.74	Leah Cranston (70) (6)	(6)	Q	Lomell	6/7/86						
41.68	Gabrielle Prenter() (1)	(1)	T	M	14/2/87						
41.24	Megan Solomon (70) (3)	(3)	N	S	12/12/86						
40.78	Chris Kondos () (2)	(2)	V	M	11/11/86						
40.44	Anne-Marie Kieboosch(67)	(8)	V	S	27/3/87						
40.20	Robyn Anderson () (3)	(3)	N	S	20/12/86						
HEPTATHLON (New Tables)											
<u>All Time</u>											
6390	Jane Flemming (65) (1)	(1)	V	A	15/3/87						
6387	Glynis Munn (60) (1)	(1)	Q/S	Los Angeles	4/8/84						
5938	Chris Stanton (59) (1)	(1)	W	P	4/3/85						
5883	Jocelyn Miller-Cubit(62)	(2)	T	B	14/4/85						
5722	Ann Turnbull (67) (3)	(3)	S	B	14/4/85						
<u>States/Territories:</u>											
	A			AUSTRALIAN CAPITAL TERRITORY							
	N			NEW SOUTH WALES							
	Q			QUEENSLAND							
	S			SOUTH AUSTRALIA							
	T			TASMANIA							
	V			VICTORIA							
	W			WESTERN AUSTRALIA							
<u>Cities:</u>											
	A			ADELAIDE							
	B			BRISBANE							
	C			CANBERRA							
	H			HOBBART							
	L			LAUNCESTON							
	M			MELBOURNE							
	P			PERTH							
	S			SYDNEY							
<u>Other:</u>											
	T			TRACK							
	-			EN-ROUTE							
	y			YARDS							
	*			MIXED RACE							