

THE
AUSTRALIAN WOMEN'S AMATEUR ATHLETIC
UNION

ALMANAC

of

RECORDS and RESULTS

1972

Doris I. Magee, M.B.E.
Honorary Secretary.

OFFICERS OF THE UNION 1932 - 1972

PRESIDENTS

| | | |
|---------|--------------------------|-------------------|
| 1932-33 | Miss L. C. Mills | Victoria |
| 1933-36 | Mrs. M. Campbell | South Australia |
| 1936-40 | Mrs. M. Chambers, M.B.E. | New South Wales |
| 1948 | Miss D. Carter | Victoria |
| 1948-52 | Mrs. K. Beazley | Western Australia |
| 1952-62 | Miss D. Carter, O.B.E. | Victoria |
| 1962- | Mrs. A. Robinson | Victoria |

VICE PRESIDENTS

| | | |
|---------|-----------------------------|-------------------|
| 1952-54 | Mrs. K. Beazley | Western Australia |
| 1954-56 | Mrs. J. Spittles | Queensland |
| 1956-58 | Mrs. M. Chambers, M.B.E. | New South Wales |
| 1958-60 | Miss D. Kitchenman | Tasmania |
| 1960-62 | Mrs. C. Kavanagh | South Australia |
| 1962-64 | Mrs. D. Willson | Victoria |
| 1964-65 | Mrs. R. Chester | Western Australia |
| 1965-66 | Miss N. Gould | New South Wales |
| 1966-67 | Dame Mabel Miller | Tasmania |
| 1967-68 | Mrs. W. Ey | South Australia |
| 1968-69 | Mrs. E. McMinn, J.P. | Queensland |
| 1969-70 | Mrs. J. Davis | Victoria |
| 1970-71 | Mrs. Z. Fibbins | New South Wales |
| 1971-72 | Mrs. S. de la Hunty, M.B.E. | Western Australia |
| 1972-73 | Mrs. J. Bowring | Tasmania |

HONORARY SECRETARIES

| | | |
|---------|-----------------------|-----------------|
| 1932-37 | Mrs. D. Mulcahy | Victoria |
| 1937-40 | Mrs. D. Magee | New South Wales |
| 1940-42 | Miss P. Cantwell | Victoria |
| 1942- | Mrs. D. Magee, M.B.E. | New South Wales |

HONORARY TREASURERS

| | | |
|---------|-------------------------------|-----------------|
| 1933-40 | Miss C. Dahm (Mrs. J. Walter) | New South Wales |
| 1940- | Miss N. Gould | New South Wales |

**KEEP UP
WITH THE WINNERS**

WITHOUT RUNNING ANY FURTHER THAN TO YOUR
MAILBOX YOU CAN KEEP AHEAD OF ALL THE LATEST
DEVELOPMENTS IN TRACK AND FIELD AROUND AUSTRALIA
AND THE REST OF THE WORLD. ONLY \$4.00 PER YEAR (12 VOLUMES)

MAIL DIRECT TO MGA PUBLICATIONS
P.O. BOX 109, ROSE BAY, NSW 2029



A USTRALASIAN
MATEUR
THLETICS

**THE
AUSTRALIAN WOMEN'S AMATEUR ATHLETIC UNION
(Founded 1932)**

CONSTITUENT ASSOCIATIONS

| | |
|-----------------------------------|--|
| New South Wales Women's A.A.A. | (Founded 1932) |
| Queensland Women's A.A.A. | (Founded 1929 — Disbanded 1940 — Reformed 1948) |
| South Australian Women's A.A.A. | (Founded 1937) |
| Tasmanian Women's A.A.A. | (Founded 1937 — Disbanded 1940 — Reformed 1951) |
| Victorian Women's A.A.A. | (Founded 1929) |
| Western Australian Women's A.A.A. | (Founded 1936 — Disbanded 1942 — Reformed 1946) |

OFFICE BEARERS FOR 1972-3

| | |
|----------------------|---|
| President: | Mrs. A. Robinson (Vic.) |
| Vice President: | Mrs. J. Bowring (Tas.) |
| Honorary Secretary: | Mrs. D. Magee, M.B.E. (N.S.W.) |
| Honorary Treasurer: | Miss N. Gould (N.S.W.) |
| Executive Committee: | Mrs. J. Bonwick (Qld.), Miss G. Bull (W.A.), Mrs. M. Cahill (S.A.), Mrs. M. Ebzery (Tas.), Mrs. M. McQuiston (Vic.), Mrs. D. Magee (N.S.W.) |

LIFE MEMBERS

Miss G. Bull (1962)
Miss N. Gould (1962)
Mrs. D. Magee, M.B.E. (1962)
Miss L. Neville (1962)
Mrs. M. Ebzery (1967)
Mrs. M. McQuiston (1971)
Mrs. M. Cahill (1972)

Selection Committee

Mrs. W. Ey
Mrs. M. McQuiston
Mrs. D. Magee

Records Committee

Miss G. Bull (Recorder)
Mrs. M. Cahill
Mrs. D. Magee

DIRECTORY

Postal Address: 26 French Street, Maroubra, N.S.W. 2035, Australia.
Telephone: 349-3002.

AUSTRALIAN CROSS COUNTRY AND ROAD WALK CHAMPIONSHIPS

The 12th Annual Cross Country Championships of Australia and the 5th Annual Road Walk and Road Relay Championships of Australia were held at Wynnum North, Brisbane, Queensland on August 28th and 29th, 1971.

Results:

1500 Metres 14 Years and Under

D. Costello (NSW) 5m. 21.3s; L. Bickley (Vic) 5m. 21.7s; S. Bott (SA) 5m. 25.0s; E. Allison (Vic) 5m. 28.2s; D. McCawley (NSW) 5m. 32.3s; J. Grant (NSW) 5m. 32.5s; I. Trundle (NSW) 5m. 35.0s; K. Fraser (Vic) 5m. 36.0s; S. Halpin (SA) 5m. 37.0s; S. Rorrison (SA) 5m. 43.0s; K. Cardell (Qld) 5m. 45.0s; E. Stubbs (SA) 5m. 48.0s; K. Roberts (Vic) 5m. 55.0s; D. Exton (Qld) 6m. 07.0s; M. Thomson (Qld) 6m. 10.0s; K. Backhouse (Qld) 6m. 34.0s.

STELLA McMINN SHIELD - N.S.W. 12, Vic. 14, S.A. 22, Qld. 40 pts.

3000 Metres Junior

D. Huxley (Vic) 11m. 54.4s; J. Moss (Vic) 12m. 06.2s; R. Moss (Vic) 12m. 13.6s; M. Butler (SA) 12m. 21.6s; G. Ash (Qld) 12m. 21.6s; K. Wells (NSW) 12m. 25.6s; K. Campbell (NSW) 12m. 28.0s; J. Sweetman (NSW) 12m. 29.0s; K. McIntosh (Qld) 12m. 53.0s; K. O'Brien (Vic) 13m. 05.0s; J. Carter (Qld) 13m. 29.0s; D. Stevens (Qld) -.

NELL GOULD SHIELD - Vic. 6, N.S.W. 21, Qld. 25 pts.

5000 Metres Open

E. Stanford (NSW) 19m. 16.6s; J. Orr (Vic) 19m. 30.8s; L. Petrie (Vic) 19m. 39.2s; P. Gavin (Vic) 19m. 51.4s; A. Ryan (NSW) 19m. 55.6s; R. Thompson (SA) 20m. 23.2s; A. Palmer (Vic) 20m. 24.0s; C. McIntosh (Qld) 21m. 19.0s; T. Bell (NSW) 21m. 39.0s; M. Carlon (SA) 21m. 54.0s; J. Connelly (SA) 22m. 12.0s; K. Fulcher (Qld) 22m. 47.0s; D. Busch (Qld) 23m. 42.0s; L. Barralet (Qld) 24m. 18.0.

MIRROR NEWSPAPER SHIELD - Vic. 9, N.S.W. 15, S.A. 27 pts.

3000 Metres Road Walk Open

D. Behan (NSW) 15m. 15.6s; L. Harpur (SA) 15m. 40.4s; A. Nichols (Vic) 15m. 50.6s; A. Williams (Vic) 16m. 34.0s; S. Clencie (Vic) 16m. 35.4s; M. Behan (NSW) 16m. 37.0s; G. Woolley (NSW) 16m. 52.0s; L. Eade (NSW) 17m. 19.0s; C. Ogle (SA) 17m. 49.0s; L. Barralet (Qld) 17m. 57.0s; T. Smith (SA) 17m. 59.0s.

LILIAN NEVILLE SHIELD - Vic. 12, N.S.W. 14, S.A. 22 pts.

3 x 800 Metres Road Relay, 14 Years and Under

| | |
|-----------------|--|
| New South Wales | 7m. 31.1s (I. Trundle, D. Costello, D. McCawley) |
| South Australia | 7m. 31.5s (E. Stubbs, S. Halpin, S. Bott) |
| Victoria | 7m. 41.4s (E. Allison, L. Buckley, K. Roberts) |

MARY CHAMBERS MEMORIAL SHIELD - New South Wales

3 x 1500 Metres Road Relay, Junior

| | |
|-----------------|--|
| Victoria | 15m. 56.0s (R. Moss, D. Huxley, J. Moss) |
| Queensland | 16m. 02.7s (J. Carter, D. Stevens, G. Ash) |
| New South Wales | 16m. 56.0s (J. Sweetman, K. Wells, S. Bassett) |

DOROTHY SPITTLES SHIELD - Victoria

3 x 3000 Metres Road Relay, Open

| | |
|-----------------|--|
| New South Wales | 32m. 45.4s (E. Stanford, A. Ryan, T. Bell) |
| Victoria | 32m. 46.8s (J. Orr, L. Petrie, P. Gavin) |
| South Australia | 32m. 48.4s (L. Thompson, M. Carlon, M. Butler) |
| Queensland | 37m. 23.0s - |

JOAN BERETTA MEMORIAL SHIELD - New South Wales.

AUSTRALIAN TRACK & FIELD CHAMPIONSHIPS

The Annual Track and Field Championships of Australia were held at Perry Lakes Stadium, Perth, Western Australia on March 22nd, 23rd, 24th, 25th and 26th, 1972.

Results:

OPEN CHAMPIONSHIPS

- Pentathlon:** L. Tillett (NSW) 4283 pts.; E. Nixon (Qld) 3921 pts.; C. Lewis (Vic) 3776 pts.; M. Wilson (WA) 3643 pts.; P. Smith (NSW) 3639 pts.; J. Arnold (SA) 3538 pts.
- 100 Metres:** R. Boyle (Vic) 11.8s; M. Hoffman (Qld) 12.1s; M. Render (USA) 12.1s; M. Caird (NSW) 12.1s; P. Ryan (Vic) 12.2s; P. Gillies (NSW) 12.3s.
- 200 Metres:** R. Boyle (Vic) 23.3s; M. Hoffman (Qld) 24.2s; K. Holland (WA) 24.2s; A. Ross-Edwards (NSW) 24.5s; D. Robertson (Qld) 24.5s.
- 400 Metres:** J. Pollock (Vic) 52.5s; A. Ross-Edwards (NSW) 53.1s; C. Rendina (Vic) 53.2s; J. Canty (Vic) 54.0s; K. Holland (WA) 54.5s; C. Peasley (NSW) 54.6s.
- 800 Metres:** J. Pollock (Vic) 2m. 01.5s; C. Peasley (NSW) 2m. 03.3s; J. Orr (Vic) 2m. 05.4s; C. Maiyo (Kenya) 2m. 08.0s; E. Chalimo (Kenya) 2m. 08.8s; J. Hart (SA) 2m. 09.1s.
- 1,500 Metres:** J. Orr (Vic) 4m. 22.7s; C. Maiyo (Kenya) 4m. 23.2s; E. Chalimo (Kenya) 4m. 28.5s; M. Charles (NSW) 4m. 36.4s; I. Palmer (Vic) 4m. 38.4s; L. Tennant (Vic) 4m. 47.5s.
- 1500 Metres Walk:** D. Behan (NSW) 6m. 49.2s; A. Nicholls (Vic) 6m. 54.7s; G. Woolley (NSW) 7m. 26.5s; A. Williams (Vic) 7m. 29.1s; B. Patmore (NSW) 7m. 33.2s; S. Foale (WA) 7m. 48.8s.
- 100 Metres Hurdles:** P. Gillies (NSW) 13.3s; P. Ryan (Vic) 13.3s; M. Caird (NSW) 13.6s; J. Watson (WA) 14.1s; D. Pease (NSW) 14.4s; M. Rallins (USA) 14.4s.
- 200 Metres Hurdles:** P. Ryan (Vic) 26.4s; M. Rallins (USA) 28.0s; D. Pease (NSW) 28.0s; J. Watson (WA) 28.2s; J. Sayer (Qld) 29.0s.
- 4 x 100 m. Relay:** Victoria 44.7s; Queensland 45.2s; Western Australia 45.9s; New South Wales 45.9s.
- 4 x 400 m. Relay:** Victoria 3m. 33.3s; New South Wales 3m. 40.4s; South Australia 3m. 46.7s; Queensland 3m. 49.3s; Western Australia 3m. 50.2s.
- High Jump:** R. Parke (Vic) 5'8"; C. Lewis (Vic) 5'7"; Y. Craig (NSW) 5'5"; L. Tillett (NSW) 5'5"; J. Symons (SA) 5'5"; J. Arnold (SA) 5'4".
- Long Jump:** L. Tillett (NSW) 21'8½"; E. Nixon (Qld) 21'1½"; B. Hindle (WA) 20'11½"; D. Pease (NSW) 20'1½"; M. Wilson (WA) 20'0½"; D. Hatch (WA Ind.) 19'10".
- Discus:** S. Culley (NSW) 162'6"; A. Karner (Vic) 154'0"; C. Schultz (Vic) 142'5"; L. Torso (NSW) 138'11"; G. Mulhall (Vic) 137'9"; G. Sardi (Vic) 136'11".
- Javelin:** J. Symon (SA) 158'11"; M. Kosciak (Vic) 156'7"; J. Kennedy (NSW) 139'2"; M. Phillipott (NSW) 135'4"; R. Squibb (Tas) 133'7"; T. Wrenn (WA) 101'8".
- Shot:** A. Karner (Vic) 48'7½"; C. Schultz (Vic) 42'10½"; J. Kennedy (NSW) 40'7½"; G. Mulhall (Vic) 40'4"; L. Torso (NSW) 37'6"; M. Phillipott (NSW) 36'8½".

The Doris Mulcahy Shield for Open Interstate point score was won by Victoria.

JUNIOR CHAMPIONSHIPS (Under 18)

- Pentathlon:** D. Hatch (WA) 3645 pts; S. New (NSW) 3644 pts; S. Scott (Vic) 3621 pts; W. Frost (Qld) 3508 pts; L. Hargreaves (NSW) 3480 pts; C. Booth (NSW) 3438 pts.
- 100 Metres:** R. Boak (Vic) 12.4s; S. Sames (NSW) 12.4s; L. Lundberg (SA) 12.6s; C. Beazley (WA) 12.7s; G. Jericho (Qld) 12.7s; S. Behan (NSW) 12.8s.
- 200 Metres:** L. Lundberg (SA) 24.3s; C. Dale (Vic) 24.3s; R. Boak (Vic) 24.3s; L. Dalziel (NSW) 25.0s; N. Jones (Qld) 25.3s; L. Dick (Tas) 25.5s.
- 400 Metres:** D. Costello (NSW) 56.1s; M. Johnson (Vic) 56.3s; R. Boak (Vic) 56.5s; L. Dalziel (NSW) 57.0s; L. Marquis (Tas) 58.2s; M. Fisher (Vic) 58.5s;
- 800 Metres:** D. Costello (NSW) 2m. 11.4s; D. Stevens (Qld) 2m. 12.1s; B. Willis (Qld) 2m. 13.0s; J. Johnson (WA) 2m. 16.8s; D. Cort (WA) 2m. 19.2s; D. Huxley (Vic) 2m. 23.1s.
- 1,500 Metres:** D. Costello (NSW) 4m. 42.2s; D. Stevens (Qld) 4m. 43.3s; L. Doyle (NSW) 4m. 49.2s; J. Carter (Qld) 4m. 52.9s; K. Campbell (NSW) 4m. 59.6s; D. Huxley (Vic) 5m. 02.7s.
- 800 Metres Walk:** B. Patmore (NSW) 3m. 35.8s; A. Williams (Vic) 3m. 37.9s; G. Woolley (NSW) 3m. 37.9s; S. Foale (WA) 3m. 47.6s; J. Mills (NSW) 3m. 55.7s; K. Sunderland (WA) 4m. 03.3s.
- 100 Metres Hurdles:** D. Hatch (WA) 14.6s; S. New (NSW) 14.8s; C. Finch (SA) 14.9s; D. Gelle (WA) 15.0s; K. O'Connell (WA) 15.3s; R. Kerr (NSW) 15.5s.
- 200 Metres Hurdles:** S. New (NSW) 28.9s; D. Hatch (WA) 29.5s; D. Gelle (WA) 29.5s; L. Hargreaves (NSW) 30.0s; C. Finch (SA) 30.2s; D. Carlov (NSW) 30.5s.
- 4 x 100 m. Relay:** New South Wales 46.7s; Victoria 47.4s; Western Australia 47.7s; Queensland 48.0s.
- High Jump:** C. Jamieson (NSW) 5'4"; B. Pool (WA) 5'2"; T. Wrenn (WA) 5'2"; W. Frost (Qld) 5'2"; S. Scott (Vic) 5'2"; P. Ferry (SA) 5'2".
- Long Jump:** D. Hatch (WA) 19'10½"; S. New (NSW) 19'8¾"; E. Parkin (WA) 19'6¼"; L. Hargreaves (NSW) 19'5¼"; A. Harris (WA) 18'3¾"; S. Scott (Vic) 18'7".
- Discus:** G. Mulhall (Vic) 143'11"; G. Sardi (Vic) 141'8"; L. Torso (NSW) 138'8"; D. Ashford (NSW) 123'1".
- Javelin:** M. Phillpott (NSW) 135'6"; W. Frost (Qld) 122'1"; D. Ashford (NSW) 114'7"; T. Wrenn (WA) 109'0".
- Shot:** G. Mulhall (Vic) 42'5½"; L. Torso (NSW) 39'1½"; J. Watson (Qld) 36'5½"; M. Phillpott (NSW) 35'2½"; G. Sardi (Vic) 32'10½"; D. Ashford (NSW) 32'2¾".

The Doris Magee Shield for Junior Interstate point score was won by New South Wales.

FIXTURES 1972-73

Australian Cross Country and Road Walk Championships—Open 5,000 metres, Junior 3,000 metres, Sub-Junior 1,500 metres, Open 3 x 3,000 metres, Junior 3 x 1,500 metres and Sub-Junior 3 x 800 metres Road Relays, Open 5,000 metres and Junior 3,000 metres Road Walk.

Capitol Hill, Canberra, A.C.T., 19th and 20th August, 1972.

Australian Track and Field Championships—North Hobart Oval, Hobart, Tasmania, 1st, 3rd and 5th March, 1973.

10% off group take-off with TAA.

Butchers, bakers, or decision makers. No matter what common-interest group you belong to, we can save you big money with our special group travel discounts. Just another reason why we're the airline specialists.

For every fifteen or more adult group members, we'll gladly chop

10% off the Economy fare. Plus arrange accommodation, sight-seeing, and all other details.

If you have an interstate group get-together, get together with us first. Simply call your Travel Agent, or TAA.



TAA the friendly way

TAA is pleased to be associated with the carnival and wishes the Australian Olympic team every success in Munich

SUMMARY OF PREVIOUS WINNERS

PENTATHLON

| | | | | | |
|------|---------------------|-----------|------|------------------|-----------|
| 1956 | N. Rose, Vic | 2823 pts. | 1966 | H. Frith, NSW | 4585 pts. |
| 1957 | M. Middlemiss, Vic. | 4088 pts. | 1967 | P. Kilborn, Vic. | 4672 pts. |
| 1959 | H. Frith, NSW | 4250 pts. | 1968 | P. Kilborn, Vic. | 4643 pts. |
| 1962 | H. Frith, NSW | 4431 pts. | 1969 | J. Tandy, NSW | 4467 pts. |
| 1963 | P. Kilborn, Vic. | 4425 pts. | 1970 | J. Tandy, NSW | 4484 pts. |
| 1964 | H. Frith, NSW | 4767 pts. | 1971 | D. Pease, NSW | 4383 pts. |
| 1965 | H. Frith, NSW | 4677 pts. | | | |

100 YARDS

| | | | | | |
|------|------------------|-------|------|---------------------|-------|
| 1930 | C. Dahm, NSW | 11.3s | 1954 | M. Jackson, NSW | 10.6s |
| 1932 | E. Wearne, NSW | 11.2s | 1956 | W. Hayes, Vic. | 10.9s |
| 1933 | E. Brooks, Vic. | 11.3s | 1958 | M. Mathews, NSW | 10.3s |
| 1935 | E. Robinson, NSW | 11.4s | 1960 | P. Duggan, Qld. | 10.6s |
| 1936 | E. Wearne, NSW | 11.2s | 1962 | G. Beasley, Vic. | 10.5s |
| 1937 | D. Norman, W.A. | 11.4s | 1963 | D. Bowering, S.A. | 10.6s |
| 1940 | L. Foster, Vic. | 11.2s | 1964 | J. Bennett, W.A. | 11.0s |
| 1948 | J. King, NSW | 11.0s | 1965 | P. Kilborn, Vic. | 11.0s |
| 1950 | M. Jackson, NSW | 10.8s | 1966 | J. Henrickson, Qld. | 10.4s |
| 1952 | M. Jackson, NSW | 10.5s | | | |

100 METRES

| | | | | | |
|------|----------------|-------|------|----------------|-------|
| 1967 | D. Burge, S.A. | 11.6s | 1970 | R. Boyle, Vic. | 11.6s |
| 1968 | D. Burge, S.A. | 11.3s | 1971 | R. Boyle, Vic. | 11.1s |
| 1969 | J. Lamy, NSW | 11.1s | | | |

220 YARDS

| | | | | | |
|------|------------------|-------|------|-------------------|-------|
| 1933 | A. Bremer, Vic. | 26.1s | 1956 | B. Cuthbert, NSW | 25.0s |
| 1935 | E. Robinson, NSW | 26.0s | 1958 | M. Mathews, NSW | 23.4s |
| 1936 | E. Robinson, NSW | 25.8s | 1960 | B. Cuthbert, NSW | 23.2s |
| 1937 | D. Norman, W.A. | 25.9s | 1962 | G. Beasley, Vic. | 23.7s |
| 1940 | J. Coleman, NSW | 25.9s | 1963 | J. Bennett, W.A. | 23.7s |
| 1948 | J. King, NSW | 24.9s | 1964 | J. Bennett, W.A. | 24.6s |
| 1950 | M. Jackson, NSW | 24.7s | 1965 | D. Bowering, S.A. | 24.6s |
| 1952 | M. Jackson, NSW | 24.8s | 1966 | J. Bennett, W.A. | 24.6s |
| 1954 | M. Jackson, NSW | 24.2s | | | |

200 METRES

| | | | | | |
|------|----------------|-------|------|----------------|-------|
| 1967 | J. Lamy, NSW | 23.9s | 1970 | R. Boyle, Vic. | 22.9s |
| 1968 | D. Burge, S.A. | 23.0s | 1971 | R. Boyle, Vic. | 23.7s |
| 1969 | J. Lamy, NSW | 23.1s | | | |

440 YARDS

| | | | | | |
|------|---------------------|-------|------|------------------|-------|
| 1937 | J. Coleman, NSW | 60.5s | 1958 | B. Jones, Vic. | 57.0s |
| 1940 | I. Talbot, Vic. | 59.2s | 1960 | D. Willis, W.A. | 55.4s |
| 1948 | S. McConachie, Vic. | 59.0s | 1962 | D. Willis, W.A. | 54.2s |
| 1950 | S. Strickland, W.A. | 57.4s | 1963 | B. Cuthbert, NSW | 53.3s |
| 1952 | S. Strickland, W.A. | 59.4s | 1964 | D. Willis, NSW | 53.7s |
| 1954 | P. Bryant, W.A. | 56.6s | 1965 | J. Amooore, Vic. | 52.4s |
| 1956 | S. Strickland, W.A. | 60.0s | 1966 | J. Pollock, Vic. | 53.3s |

400 METRES

| | | | | | |
|------|------------------|-------|------|-----------------|-------|
| 1967 | J. Pollock, Vic. | 54.0s | 1970 | S. Brown, NSW | 52.4s |
| 1968 | S. Brown, NSW | 54.1s | 1971 | C. Peasley, NSW | 54.4s |
| 1969 | E. Frawley, Tas. | 56.1s | | | |




MEXICO



TOKYO 1964

JEUX OLYMPIQUES
ROMA 1960



OLYMPIC POSTERS

13 FULL-COLOUR POSTERS REPRESENTING EVERY OLYMPIC GAMES — 1912-1972



880 YARDS

| | | | | | |
|------|--------------------|---------|------|------------------|---------|
| 1937 | A. Bradfield, Vic. | 2:44.8s | 1958 | B. Jones, Vic. | 2:16.5s |
| 1940 | B. Judge, W.A. | 2:26.8s | 1960 | D. Willis, W.A. | 2:09.5s |
| 1948 | K. Mears, Vic. | 2:24.0s | 1962 | D. Willis, W.A. | 2:09.5s |
| 1950 | M. Monaghan, NSW | 2:26.3s | 1963 | D. Willis, W.A. | 2:07.3s |
| 1952 | S. Massey, NSW | 2:27.8s | 1964 | D. Willis, NSW | 2:08.9s |
| 1954 | B. Folland, W.A. | 2:20.7s | 1965 | J. Amooore, Vic. | 2:09.3s |
| 1956 | J. Hanger, Vic. | 2:16.9s | 1966 | J. Pollock, Vic. | 2:11.7s |

800 METRES

| | | | | | |
|------|------------------|---------|------|-----------------|---------|
| 1967 | J. Pollock, Vic. | 2:04.4s | 1970 | C. Peasley, NSW | 2:05.6s |
| 1968 | S. Brown, NSW | 2:10.9s | 1971 | C. Peasley, NSW | 2:05.3s |
| 1969 | C. Peasley, NSW | 2:08.1s | | | |

1 MILE

| | | | | | |
|------|------------------|---------|------|------------------|---------|
| 1965 | E. Stanford, NSW | 5:04.8s | 1966 | E. Stanford, NSW | 5:06.8s |
|------|------------------|---------|------|------------------|---------|

1500 METRES

| | | | | | |
|------|-------------------|---------|------|-------------------|---------|
| 1967 | M. Clifford, Qld. | 4:45.1s | 1970 | R. Thompson, S.A. | 4:31.4s |
| 1968 | B. Carr, Vic. | 4:33.3s | 1971 | J. Orr, Vic. | 4:28.5s |
| 1969 | C. Peasley, NSW | 4:28.6s | | | |

880 YARDS WALK

| | | | | | |
|------|--------------------|---------|------|-------------------|---------|
| 1933 | M. Moad, Vic. | 4:00.3s | 1957 | L. Renalson, Qld. | 3:47.3s |
| 1935 | L. Carrington, NSW | 3:49.0s | 1959 | L. Renalson, Qld. | 3:37.5s |
| 1936 | L. Carrington, NSW | 3:59.2s | 1962 | L. Renalson, Qld. | 3:46.4s |
| 1937 | M. James, Vic. | 3:55.3s | 1963 | C. McCarty, NSW | 3:42.7s |
| 1940 | R. Dowsey, Vic. | 3:53.5s | 1964 | C. McCarty, NSW | 3:37.6s |
| 1955 | L. Renalson, Qld. | 3:52.0s | | | |

1 MILE WALK

| | | | | | |
|------|-----------------|---------|------|-----------------|---------|
| 1965 | C. McCarty, NSW | 7:53.3s | 1966 | G. Mangels, NSW | 8:17.5s |
|------|-----------------|---------|------|-----------------|---------|

1500 METRES WALK

| | | | | | |
|------|------------------|---------|------|-----------------|---------|
| 1967 | H. O'Connor, NSW | 7:30.2s | 1970 | G. Syrratt, NSW | 7:23.5s |
| 1968 | D. Tonks, NSW | 7:23.2s | 1971 | D. Behan, NSW | 7:04.8s |
| 1969 | A. Cook, NSW | 7:08.7s | | | |

80 METRES HURDLES

| | | | | | |
|------|---------------------|-------|------|------------------|-------|
| 1930 | C. Kennedy, NSW | 12.3s | 1963 | P. Kilborn, Vic. | 10.7s |
| 1950 | S. Strickland, W.A. | 11.7s | 1964 | P. Kilborn, Vic. | 11.3s |
| 1952 | S. Strickland, W.A. | 11.2s | 1965 | P. Kilborn, Vic. | 11.0s |
| 1954 | G. Wallace, NSW | 11.6s | 1966 | P. Kilborn, Vic. | 10.8s |
| 1956 | N. Austin, S.A. | 11.2s | 1967 | P. Kilborn, Vic. | 10.5s |
| 1958 | N. Thrower, S.A. | 10.6s | 1968 | P. Kilborn, Vic. | 10.5s |
| 1960 | N. Thrower, S.A. | 10.9s | 1969 | P. Kilborn, Vic. | 10.7s |
| 1962 | J. Dufall, W.A. | 11.0s | | | |

100 METRES HURDLES

| | | | | | |
|------|------------------|-------|------|---------------|-------|
| 1969 | P. Kilborn, Vic. | 13.1s | 1971 | D. Pease, NSW | 13.7s |
| 1970 | M. Caird, NSW | 13.3s | | | |

200 METRES HURDLES

| | | | | | |
|------|---------------|-------|------|--------------------|-------|
| 1970 | M. Caird, NSW | 26.3s | 1971 | M. Caird, Ind. NSW | 27.0s |
|------|---------------|-------|------|--------------------|-------|

440 YARDS RELAY

| | | | | | |
|------|-------------------|-------|------|-------------------|-------|
| 1933 | Victoria | 50.1s | 1956 | New South Wales | 46.2s |
| 1935 | New South Wales | 50.4s | 1958 | New South Wales | 46.0s |
| 1936 | New South Wales | 49.6s | 1960 | Western Australia | 46.6s |
| 1937 | Western Australia | 50.0s | 1962 | Western Australia | 46.4s |
| 1940 | New South Wales | 49.1s | 1963 | Victoria | 47.0s |
| 1948 | New South Wales | 48.8s | 1964 | Western Australia | 46.5s |
| 1950 | New South Wales | 47.7s | 1965 | Victoria | 46.0s |
| 1952 | New South Wales | 48.3s | 1966 | Victoria | 46.5s |
| 1954 | New South Wales | 47.0s | | | |

400 METRES RELAY

| | | | | | |
|------|-----------------|-------|------|----------|-------|
| 1967 | Victoria | 45.3s | 1970 | Victoria | 45.2s |
| 1968 | Victoria | 46.2s | 1971 | Victoria | 45.6s |
| 1969 | New South Wales | 46.0s | | | |

1600 METRES RELAY

| | | | | | |
|------|-----------------|---------|------|-----------------|---------|
| 1970 | New South Wales | 3:39.0s | 1971 | New South Wales | 3:47.8s |
|------|-----------------|---------|------|-----------------|---------|

HIGH JUMP


| | | | | | |
|------|------------------|------------------------------------|------|---------------------|-----------------------------------|
| 1930 | R. Winter, NSW | 4'10 ³ / ₈ " | 1958 | M. Mason, NSW | 5'6" |
| 1932 | R. Winter, NSW | 4'9" | 1960 | H. Frith, NSW | 5'7" |
| 1933 | D. Carter, Vic. | 4'10 ⁷ / ₈ " | 1962 | C. Wright, NSW | 5'8" |
| 1935 | D. Carter, Vic. | 5'0 ¹ / ₂ " | 1963 | R. Woodhouse, NSW | 5'8" |
| 1936 | D. Carter, Vic. | 4'10 ¹ / ₂ " | 1964 | M. Mason, NSW | 5'8" |
| 1937 | D. Carter, Vic. | 5'0" | 1965 | R. Woodhouse, NSW | 5'8" |
| 1940 | D. Carter, Vic. | 5'0" | 1966 | M. Brown, NSW | 5'6" |
| 1948 | C. Stewart, NSW | 4'11" | 1967 | R. Woodhouse, NSW | 5'6" |
| 1950 | J. Baumann, NSW | 4'11" | 1968 | C. Wright, NSW | 5'4" |
| 1952 | M. Grace, Qld. | 5'4" | 1969 | C. Wright, NSW | 5'6 ¹ / ₂ " |
| 1954 | C. Bernoth, Qld. | 5'4" | 1970 | C. Wright, NSW | 5'6" |
| 1956 | J. Cooper, NSW | 5'1" | 1971 | C. Lewis, Ind. Vic. | 5'7" |

LONG JUMP

| | | | | | |
|------|------------------------|-------------------------------------|------|-------------------|-------------------------------------|
| 1933 | C. Hudson, NSW | 16'4 ³ / ₄ " | 1960 | S. Mitchell, NSW | 19'8 ¹ / ₂ " |
| 1935 | T. Peake, Qld. | 16'9 ³ / ₄ " | 1962 | P. Kilborn, Vic. | 18'5 ³ / ₄ " |
| 1936 | T. Peake, Qld. | 17'8" | 1963 | P. Kilborn, Vic. | 19'6 ³ / ₄ " |
| 1937 | T. Peake, Qld. | 16'11 ¹ / ₂ " | 1964 | H. Frith, NSW | 20'5 ³ / ₄ " |
| 1940 | D. Norman, W.A. | 18'8 ³ / ₄ " | 1965 | H. Frith, NSW | 20'4 ¹ / ₂ " |
| 1948 | J. Canty, NSW | 18'5" | 1966 | H. Frith, NSW | 20'5 ³ / ₄ " |
| 1950 | J. Canty, NSW | 18'6" | 1967 | P. Kilborn, Vic. | 19'7" |
| 1952 | V. Johnston, W.A. | 17'11" | 1968 | L. Liscombe, Qld. | 20'7 ¹ / ₂ " |
| 1954 | V. Schwarzingler, W.A. | 18'4 ¹ / ₂ " | 1969 | D. Pease, NSW | 19'11 ¹ / ₂ " |
| 1956 | E. Willis, NSW | 18'11 ¹ / ₂ " | 1970 | D. Pease, NSW | 20'0 ³ / ₄ " |
| 1958 | B. Watson, NSW | 19'6 ¹ / ₂ " | 1971 | D. Pease, NSW | 20'8 ¹ / ₂ " |

DISCUS

| | | | | | |
|------|-------------------|--------------------------------------|------|-------------------|-------------------------------------|
| 1933 | C. Hannan, NSW | 91'8 ³ / ₄ " | 1960 | L. de Neefe, Vic. | 151'7" |
| 1935 | C. Hannan, NSW | 97'5 ³ / ₄ " | 1962 | R. Williams, NSW | 150'6" |
| 1936 | D. Carter, Vic. | 100'11 ¹ / ₂ " | 1963 | M. McDonald, NSW | 148'10" |
| 1937 | C. Hannan, NSW | 100'11 ³ / ₄ " | 1964 | M. McDonald, NSW | 158'8 ³ / ₄ " |
| 1940 | D. Carter, Vic. | 106'9 ³ / ₄ " | 1965 | J. Roberts, Vic. | 146'7 ¹ / ₂ " |
| 1948 | C. McGibbon, Vic. | 110'11" | 1966 | J. Adams, NSW | 148'11" |
| 1950 | C. McGibbon, Vic. | 101'5" | 1967 | J. Roberts, Vic. | 156'5" |
| 1952 | J. Joy, Vic. | 112'2" | 1968 | J. Roberts, Vic. | 167'2" |
| 1954 | L. Murphy, Vic. | 121'7 ¹ / ₂ " | 1969 | J. Roberts, Vic. | 156'5" |
| 1956 | L. Jackman, Vic. | 125'6 ¹ / ₂ " | 1970 | J. Roberts, Vic. | 166'6" |
| 1958 | L. Jackman, Vic. | 135'6" | 1971 | A. Karner, Vic. | 158'8" |



RAELENE BOYLE

JAVELIN

| | | | | | |
|------|-------------------|------------|------|-------------------|---------|
| 1933 | C. Kennedy, NSW | 104'11" | 1960 | A. Pazera, S.A. | 161'7½" |
| 1935 | C. Kennedy, NSW | 112'2" | 1962 | M. Wright, NSW | 140'8½" |
| 1936 | C. Kennedy, NSW | 117'11" | 1963 | A. Pazera, S.A. | 167'6" |
| 1937 | E. Jones, Vic. | 110'2" | 1964 | A. Pazera, S.A. | 158'7½" |
| 1940 | C. McGibbon, Vic. | 120'8 7/8" | 1965 | P. Telfer, Vic. | 139'4" |
| 1948 | C. McGibbon, Vic. | 129'0" | 1966 | A. Bocson, S.A. | 169'0" |
| 1950 | C. McGibbon, Vic. | 121'0" | 1967 | A. Bocson, S.A. | 168'3" |
| 1952 | C. McGibbon, Vic. | 122'9½" | 1968 | B. Friedrich, USA | 170'5" |
| 1954 | V. Pepper, Qld. | 123'11" | 1969 | M. Thomas, NSW | 169'7" |
| 1956 | P. O'Neill, NSW | 116'4¾" | 1970 | P. Rivers, Vic. | 177'9" |
| 1958 | A. Pazera, S.A. | 161'10½" | 1971 | P. Rivers, Vic. | 186'9" |

SHOT PUT

| | | | | | |
|------|-------------------|-----------|------|-------------------|---------|
| 1933 | C. Hannan, NSW | 30'4" | 1960 | M. Woodlock, Vic. | 41'11¾" |
| 1935 | V. Cowan, Vic. | 31'3" | 1962 | M. Breen, NSW | 43'8¾" |
| 1936 | V. Cowan, Vic. | 32'11" | 1963 | J. Roberts, Vic. | 45'4½" |
| 1937 | V. Cowan, Vic. | 33'1 1/8" | 1964 | J. Roberts, Vic. | 47'1¼" |
| 1940 | C. Hannan, NSW | 32'1½" | 1965 | J. Roberts, Vic. | 45'0½" |
| 1948 | P. Lucas, NSW | 31'6½" | 1966 | J. Roberts, Vic. | 47'4½" |
| 1950 | A. Shanley, S.A. | 33'1" | 1967 | J. Roberts, Vic. | 46'11¾" |
| 1952 | V. Lawrence, W.A. | 36'10½" | 1968 | J. Roberts, Vic. | 49'2½" |
| 1954 | V. Lawrence, W.A. | 39'11" | 1969 | J. Roberts, Vic. | 47'8½" |
| 1956 | M. Breen, NSW | 34'9" | 1970 | J. Roberts, Vic. | 49'3" |
| 1958 | M. Woodlock, Vic. | 39'10½" | 1971 | A. Karner, Vic. | 48'8" |

JUNIOR (Under 18)

PENTATHLON

| | | | | | |
|------|------------------|-----------|------|------------------|-----------|
| 1966 | C. Bell, Vic. | 4017 pts. | 1969 | P. McCallum, NSW | 4413 pts. |
| 1967 | M. Caird, NSW | 4081 pts. | 1970 | L. Tillett, NSW | 4173 pts. |
| 1968 | P. McCallum, NSW | 4259 pts. | 1971 | L. Tillett, NSW | 4636 pts. |

100 YARDS

| | | | | | |
|------|-----------------|-------|------|---------------|-------|
| 1958 | H. Malone, Vic. | 10.9s | 1964 | S. Rush, Tas. | 11.6s |
| 1960 | L. Rivett, NSW | 11.1s | 1965 | J. Lamy, NSW | 11.3s |
| 1962 | S. Rush, Tas. | 10.9s | 1966 | J. Lamy, NSW | 10.7s |
| 1963 | B. Holman, Vic. | 10.9s | | | |

100 METRES

| | | | | | |
|------|------------------|-------|------|----------------------|-------|
| 1967 | M. Hoffman, Qld. | 12.0s | 1970 | A. Ross-Edwards, NSW | 11.8s |
| 1968 | R. Boyle, Vic. | 11.5s | 1971 | M. Sargant, NSW | 11.5s |
| 1969 | R. Boyle, Vic. | 11.8s | | | |

220 YARDS

| | | | | | |
|------|-----------------|-------|------|------------------|-------|
| 1963 | D. Holman, Vic. | 24.4s | 1965 | M. Foster, Vic. | 25.1s |
| 1964 | S. Rush, Tas. | 24.5s | 1966 | C. Malakar, Vic. | 25.1s |

200 METRES

| | | | | | |
|------|----------------|-------|------|--------------------|-------|
| 1967 | R. Boyle, Vic. | 24.1s | 1970 | D. Robertson, Qld. | 24.6s |
| 1968 | R. Boyle, Vic. | 23.5s | 1971 | M. Sargant, NSW | 24.4s |
| 1969 | R. Boyle, Vic. | 23.4s | | | |

440 YARDS

| | | | |
|----------------------|-------|-------------------------|-------|
| 1963 S. Hasuik, NSW | 60.1s | 1966 R. Penberthy, Vic. | 57.8s |
| 1965 M. Foster, Vic. | 55.7s | | |

400 METRES

| | | | |
|----------------------|-------|---------------------------|-------|
| 1967 C. Peasley, NSW | 55.5s | 1970 A. Ross-Edwards, NSW | 55.2s |
| 1968 C. Peasley, NSW | 55.5s | 1971 C. Reeves, NSW | 56.2s |
| 1969 R. Boyle, Vic. | 55.7s | | |

800 METRES

| | | | |
|-------------------|---------|---------------------|---------|
| 1969 J. Orr, Vic. | 2:14.6s | 1971 C. Reeves, NSW | 2:09.7s |
| 1970 J. Orr, Vic. | 2:12.3s | | |

1500 METRES

| | | | |
|-------------------|---------|-------------------|---------|
| 1970 J. Orr, Vic. | 4:35.0s | 1971 A. Cook, NSW | 4:46.8s |
|-------------------|---------|-------------------|---------|

440 YARDS WALK

| | |
|----------------------|---------|
| 1963 G. Mangels, NSW | 1:54.9s |
|----------------------|---------|

880 YARDS WALK

| | | | |
|----------------------|---------|----------------------|---------|
| 1964 G. Mangels, NSW | 3:53.5s | 1966 J. Fisher, Vic. | 3:53.1s |
| 1965 R. Denny, NSW | 3:54.1s | | |

800 METRES WALK

| | | | |
|--------------------|---------|----------------------|---------|
| 1967 R. Denny, NSW | 3:47.1s | 1970 G. Syrratt, NSW | 3:41.5s |
| 1968 A. Cook, NSW | 3:48.8s | 1971 G. Syrratt, NSW | 3:37.8s |
| 1969 A. Cook, NSW | 3:31.1s | | |

80 METRES HURDLES

| | | | |
|------------------------|-------|--------------------|-------|
| 1963 L. Thompson, NSW | 11.4s | 1967 M. Caird, NSW | 11.1s |
| 1964 P. Sinclair, Vic. | 11.2s | 1968 M. Caird, NSW | 10.6s |
| 1965 J. Still, NSW | 11.5s | 1969 M. Caird, NSW | 10.6s |
| 1966 M. Caird, NSW | 11.3s | | |

100 METRES HURDLES

| | | | |
|--------------------|-------|----------------------|-------|
| 1970 S. Moir, Vic. | 15.1s | 1971 L. Tillett, NSW | 13.9s |
|--------------------|-------|----------------------|-------|

440 YARDS RELAY

| | | | |
|---------------|-------|----------------------|-------|
| 1963 Victoria | 48.7s | 1965 New South Wales | 47.3s |
| 1964 Victoria | 47.2s | 1966 New South Wales | 47.0s |

400 METRES RELAY

| | | | |
|----------------------|-------|----------------------|-------|
| 1967 Victoria | 48.0s | 1970 New South Wales | 47.2s |
| 1968 Victoria | 46.7s | 1971 New South Wales | 47.1s |
| 1969 New South Wales | 47.0s | | |

HIGH JUMP

| | | | |
|---------------------|------|----------------------|---------------------|
| 1963 C. Wright, NSW | 5'6" | 1968 B. Barnes, W.A. | 5'4" |
| 1964 E. Smith, Vic. | 5'2" | 1969 J. Hatch, W.A. | 5'4 $\frac{3}{4}$ " |
| 1965 E. Smith, Vic. | 5'5" | 1970 J. Hatch, W.A. | 5'3" |
| 1966 E. Smith, Vic. | 5'3" | 1971 J. Hatch, W.A. | 5'5" |
| 1967 P. Smith, NSW | 5'1" | | |

LONG JUMP

| | | | | | |
|------|----------------------|---------|------|-------------------|--------|
| 1963 | P. Sommerville, Vic. | 18'0" | 1968 | M. Caird, NSW | 18'6" |
| 1964 | L. Liscombe, Qld. | 16'11½" | 1969 | Z. Fleming, S.A. | 18'8¾" |
| 1965 | L. Oakley, Vic. | 18'11½" | 1970 | K. Bencraft, Vic. | 19'2½" |
| 1966 | J. Lamy, NSW | 18'9¼" | 1971 | L. Tillett, NSW | 20'8¾" |
| 1967 | L. Oakley, Vic. | 18'9½" | | | |

DISCUS

| | | | | | |
|------|---------------------|---------|------|-----------------|---------|
| 1963 | I. Harrington, Vic. | 107'8½" | 1968 | A. Karner, Vic. | 145'10" |
| 1964 | I. Harrington, Vic. | 121'6" | 1969 | S. Culley, NSW | 146'2" |
| 1965 | J. Adams, NSW | 139'3" | 1970 | J. Symon, S.A. | 131'10" |
| 1966 | J. Adams, NSW | 159'5" | 1971 | G. Sardi, Vic. | 127'3" |
| 1967 | P. Wood, Vic. | 143'11" | | | |

JAVELIN

| | | | | | |
|------|------------------|----------|------|-------------------|---------|
| 1963 | L. Boobyer, NSW | 124'10½" | 1968 | C. Thompson, NSW | 149'5" |
| 1964 | L. Boobyer, NSW | 119'0½" | 1969 | P. Rivers, Vic. | 162'11" |
| 1965 | C. Thompson, NSW | 146'7" | 1970 | P. Rivers, Vic. | 155'7" |
| 1966 | M. Parker, NSW | 152'1" | 1971 | M. Phillpott, NSW | 147'9" |
| 1967 | P. Rivers, Vic. | 163'5" | | | |

SHOT PUT

| | | | | | |
|------|-------------------|--------|------|-------------------|--------|
| 1963 | R. Ratcliffe, NSW | 38'3¾" | 1968 | A. Karner, Vic. | 45'1½" |
| 1964 | J. Adams, NSW | 37'9" | 1969 | J. Hadjuczyk, NSW | 41'7¾" |
| 1965 | J. Adams, NSW | 41'1" | 1970 | J. Symon, S.A. | 37'9¾" |
| 1966 | J. Adams, NSW | 44'1¾" | 1971 | D. Couell, NSW | 38'4¾" |
| 1967 | A. Karner, Vic. | 41'4¾" | | | |


CAN WE HELP . . . your club or your association to raise funds for its own wants and uses?

We provided this handbook free of charge to the Australian Women's Amateur Athletic Union through the generosity of various advertising sponsors. Many of these sponsors have products for sale which you could use to earn club or association funds yourself.

Why not write to **Mike Agostini**, P.O. Box 109, Rose Bay 2029 and tell about your wants and needs. Maybe we can provide an answer by helping you to help yourself.



BETTY CUTHBERT



MICHELE MASON (MRS. BROWN)

CROSS COUNTRY

OPEN — 1½ MILES

| | | | | |
|------|-------------|------|---------|-----------|
| 1960 | J. McDonald | Vic. | 8:41.4s | Brisbane |
| 1961 | J. Beretta | Vic. | 8:48.4s | Sydney |
| 1962 | K. Sams | Vic. | 9:28.8s | Melbourne |
| 1963 | B. Jones | Vic. | 8:08.4s | Brisbane |
| 1964 | J. Beretta | Vic. | 8:13.8s | Sydney |

2 MILES

| | | | | |
|------|-------------|------|----------|-----------|
| 1965 | J. Pollock | Vic. | 12:51.1s | Melbourne |
| 1966 | M. Clifford | Qld. | 12:51.3s | Adelaide |

3000 METRES

| | | | | |
|------|-------------|------|----------|-----------|
| 1967 | J. Tapfield | S.A. | 11:53.2s | Brisbane |
| 1968 | B. Carr | Vic. | 11:33.2s | Sydney |
| 1969 | R. Thompson | S.A. | 11:03.7s | Melbourne |

5000 METRES

| | | | | |
|------|----------|------|----------|----------|
| 1970 | P. Gavin | Vic. | 20:01.0s | Adelaide |
|------|----------|------|----------|----------|

JUNIOR — 1 MILE

| | | | | |
|------|------------|-----|---------|-----------|
| 1964 | E. Watts | NSW | 5:39.5s | Sydney |
| 1965 | S. Cooper | NSW | 5:50.0s | Melbourne |
| 1966 | C. Peasley | NSW | 5:58.7s | Adelaide |

1,500 METRES

| | | | | |
|------|-------------|------|---------|-----------|
| 1967 | C. McIntosh | Qld. | 4:47.2s | Brisbane |
| 1968 | J. Orr | Vic. | 5:12.7s | Sydney |
| 1969 | J. Orr | Vic. | 5:11.0s | Melbourne |

3,000 METRES

| | | | | |
|------|--------|------|----------|----------|
| 1970 | J. Orr | Vic. | 11:35.0s | Adelaide |
|------|--------|------|----------|----------|

SUB-JUNIOR — 800 METRES

| | | | | |
|------|-------------|-----|---------|-----------|
| 1967 | H. Jamieson | NSW | 2:24.8s | Brisbane |
| 1968 | H. Jamieson | NSW | 2:31.8s | Sydney |
| 1969 | H. Jamieson | NSW | 2:47.1s | Melbourne |

1500 METRES

| | | | | |
|------|---------|------|---------|----------|
| 1970 | S. Bott | Vic. | 5:28.0s | Adelaide |
|------|---------|------|---------|----------|

OPEN — 3,000 METRES ROAD WALK

| | | | | |
|------|------------|-----|----------|-----------|
| 1967 | D. Tonks | NSW | 16:13.7s | Brisbane |
| 1968 | A. Cook | NSW | 15:51.2s | Sydney |
| 1969 | G. Syrratt | NSW | 15:40.8s | Melbourne |
| 1970 | D. Behan | NSW | 15:31.0s | Adelaide |

3 x 1,500 METRES ROAD RELAY

| | | | | |
|------|----------|--|----------|-----------|
| 1969 | Victoria | | 14:30.3s | Melbourne |
|------|----------|--|----------|-----------|

3 x 3,000 METRES ROAD RELAY

| | | | | |
|------|----------|--|----------|----------|
| 1970 | Victoria | | 34:18.0s | Adelaide |
|------|----------|--|----------|----------|

JUNIOR – 3 x 800 METRES ROAD RELAY

1969 Victoria 7:15.6s Melbourne

3 x 1,500 METRES ROAD RELAY

1970 Victoria 15:56.0s Adelaide

SUB-JUNIOR – 3 x 800 METRES ROAD RELAY

1969 New South Wales 7:37.2s Melbourne

1970 South Australia 7:52.0s Adelaide

TROPHY WINNERS (Interstate Point Score)

Open – 3,000 Metres Cross Country – THE MIRROR NEWSPAPER SHIELD

1960 New South Wales
1961/62/63/64/65 Victoria
1966/67 New South Wales
1968 South Australia
1969 Victoria

5,000 Metres

1970 Victoria

Junior – 1,500 Metres – THE NELL GOULD SHIELD

1964/65/66/67/68 New South Wales
1969 Victoria

3,000 Metres

1970 New South Wales

Sub-Junior – 800 Metres – THE STELLA McMINN SHIELD

1967/68/69 New South Wales

1,500 Metres

1970 New South Wales

Open – 3,000 Metres Road Walk

1967/68/69/70 New South Wales

TRACK & FIELD

PREVIOUS WINNERS OF THE DORIS MULCAHY SHIELD (Open Interstate Point Score)

| | | | |
|------|-------------------|--------|--------------------------|
| 1933 | Held at Melbourne | won by | New South Wales |
| 1935 | Held at Brisbane | won by | New South Wales |
| 1936 | Held at Sydney | won by | New South Wales |
| 1937 | Held at Melbourne | won by | Victoria |
| 1940 | Held at Perth | won by | Victoria |
| 1948 | Held at Sydney | won by | New South Wales |
| 1950 | Held at Adelaide | won by | New South Wales |
| 1952 | Held at Melbourne | won by | N.S.W./Western Australia |
| 1954 | Held at Perth | won by | New South Wales |
| 1956 | Held at Brisbane | won by | New South Wales |
| 1958 | Held at Sydney | won by | New South Wales |
| 1960 | Held at Hobart | won by | New South Wales |
| 1962 | Held at Adelaide | won by | New South Wales |
| 1963 | Held at Brisbane | won by | Victoria |
| 1964 | Held at Melbourne | won by | New South Wales |
| 1965 | Held at Perth | won by | Victoria |
| 1966 | Held at Sydney | won by | New South Wales |
| 1967 | Held at Hobart | won by | Victoria |
| 1968 | Held at Adelaide | won by | Victoria |
| 1969 | Held at Brisbane | won by | New South Wales |
| 1970 | Held at Melbourne | won by | New South Wales |
| 1971 | Held at Sydney | won by | New South Wales |

PREVIOUS WINNERS OF THE DORIS MAGEE SHIELD (Junior Interstate Point Score)

| | | | |
|------|-------------------|--------|-----------------|
| 1962 | Held at Brisbane | won by | Queensland |
| 1963 | Held at Brisbane | won by | Victoria |
| 1964 | Held at Melbourne | won by | Victoria |
| 1965 | Held at Perth | won by | New South Wales |
| 1966 | Held at Sydney | won by | New South Wales |
| 1967 | Held at Hobart | won by | Victoria |
| 1968 | Held at Adelaide | won by | New South Wales |
| 1969 | Held at Brisbane | won by | New South Wales |
| 1970 | Held at Melbourne | won by | Victoria |
| 1971 | Held at Sydney | won by | New South Wales |



ANNA PAZERA

WORLD RECORDS MADE BY AUSTRALIANS

| | | | | | | |
|-----|-------|---------------------|--------|--|------|-------------|
| 31. | 3.50 | 100 Yards | 10.7 | Marjorie Jackson | NSW | Newcastle |
| 4. | 1.50 | 100 Yards | 10.8 | Marjorie Jackson | NSW | Adelaide |
| | .50 | 100 Yards | 10.8 | Marjorie Jackson | NSW | Auckland |
| 21. | 7.52 | 100 Metres | 11.5 | Marjorie Jackson | NSW | Helsinki |
| 4. | 10.52 | 100 Metres | 11.4 | Marjorie Jackson | NSW | Gifu |
| 8. | 3.52 | 100 Yards | 10.4 | Marjorie Jackson | NSW | Sydney |
| 25. | 7.52 | 200 Metres | 23.4 | Marjorie Jackson | NSW | Helsinki |
| 24. | 7.52 | 80 m. Hurdles | 10.9 | Shirley Strickland | W.A. | Helsinki |
| 4. | 8.52 | 4x110 Yds. Relay | 46.3 | Australian Team (S. de la Hunty, V. Johnston, W. Cripps, M. Jackson) | | London |
| 4. | 8.55 | 100 Metres | 11.3 | Shirley de la Hunty | W.A. | Warsaw |
| 20. | 2.54 | 220 Yards | 24.0 | Marjorie Jackson | NSW | Sydney |
| 5. | 8.54 | 220 Yards | 24.0 | Marjorie Jackson | NSW | Vancouver |
| 16. | 9.56 | 100 Metres | 11.3 | Shirley de la Hunty | W.A. | Sydney |
| 16. | 9.56 | 200 Metres | 22.2 | Betty Cuthbert | NSW | Melbourne |
| 1. | 12.56 | 4x100 m. Relay | 44.5 | Australian Team (S. de la Hunty, N. Croker, F. Mellor, B. Cuthbert) | | Melbourne |
| 5. | 12.56 | 4x100 Yds. Relay | 45.6 | Australian Team (S. de la Hunty, N. Croker, F. Mellor, B. Cuthbert) | | Sydney |
| 5. | 12.56 | 4x220 Yds. Relay | 1:36.3 | Australian Team (M. Mathews, F. Mellor, B. Cuthbert, N. Croker) | | Sydney |
| | 11.56 | 80 m. Hurdles | 10.7 | Shirley de la Hunty | W.A. | Melbourne |
| 6. | 1.57 | 440 Yards | 57.0 | Marlene Mathews | NSW | Sydney |
| 24. | 2.57 | 440 Yards | 56.3 | Nancy Boyle | Vic. | Melbourne |
| 1. | 3.58 | 100 Yards | 10.4 | Betty Cuthbert | NSW | Sydney |
| 8. | 3.58 | 220 Yards | 23.5 | Betty Cuthbert | NSW | Sydney |
| 20. | 3.58 | 100 Yards | 10.3 | Marlene Mathews | NSW | Sydney |
| 22. | 3.58 | 220 Yards | 23.4 | Marlene Mathews | NSW | Sydney |
| 24. | 7.58 | Javelin | 188'4" | Anna Pazera | S.A. | Cardiff |
| 17. | 1.59 | 440 Yards | 55.6 | Betty Cuthbert | NSW | Sydney |
| 21. | 3.59 | 440 Yards | 54.3 | Betty Cuthbert | NSW | Sydney |
| 27. | 2.60 | 60 Metres | 7.2 | Betty Cuthbert | NSW | Sydney |
| 7. | 3.60 | 220 Yards | 23.2 | Betty Cuthbert | NSW | Hobart |
| 3. | 3.62 | 880 Yards | 2:02.0 | Dixie Willis | W.A. | Perth |
| 3. | 3.62 | 800 Metres | 2:01.2 | Dixie Willis | W.A. | Perth |
| 25. | 8.62 | 80 m. Hurdles | 10.5 | Betty Moore | NSW | Kastle |
| 22. | 2.64 | 220 Yards | 22.9 | Margaret Burvill | W.A. | Perth |
| | 10.64 | 400 Metres | 52.0 | Betty Cuthbert | NSW | Tokyo |
| 25. | 10.64 | 80 m. Hurdles | 10.5 | Pamela Kilborn | Vic. | Osaka |
| 6. | 2.65 | 80 m. Hurdles | 10.4 | Pamela Kilborn | Vic. | Melbourne |
| 27. | 2.65 | 440 Yards | 52.4 | Judy Amooore-Pollock | Vic. | Perth |
| 5. | 7.67 | 880 Yards | 2:02.0 | Judy Pollock | Vic. | Stockholm |
| 28. | 6.67 | 800 Metres | 2:01.0 | Judy Pollock | Vic. | Helsinki |
| 13. | 10.68 | 80 m. Hurdles | 10.3 | Maureen Caird | NSW | Mexico City |

| | | | | | |
|----------|------------------|--------|--|------|-----------|
| 24. 5.69 | 200 m. Hurdles | 27.1 | Maureen Caird | NSW | Sydney |
| 8.69 | 200 m. Hurdles | 26.6 | Pamela Kilborn | Vic. | Sydney |
| 9.11.69 | 200 m. Hurdles | 26.0 | Pamela Kilborn | Vic. | Brisbane |
| 9.11.69 | 4x220 Yds. Relay | 1:35.8 | Australian Team (M. Hoffman, P. Kilborn, R. Boyle, J. Lamy) | | Brisbane |
| 17.12.69 | 200 m. Hurdles | 25.8 | Pamela Ryan | Vic. | Melbourne |
| 25.11.71 | 200 m. Hurdles | 25.7 | Pamela Ryan | Vic. | Melbourne |



MARJORIE JACKSON looks almost shy as she returns to the finish line while timekeepers seem to be checking yet another of her incredulous performances at the Sydney Cricket Ground during the early nineteen-fifties.

AUSTRALIAN RECORDS

OPEN

| | | | | | |
|--------------------|-----------|---|------|-----------|------------|
| 60 Metres | 7.2 | B. Cuthbert | NSW | Sydney | 27. 2.60 |
| 100 Metres | 11.1 | R. Boyle | Vic. | Sydney | 13. 3.71 |
| 100 Yards | 10.3 | M. Mathews | NSW | Sydney | 20. 3.58 |
| 200 Metres | 22.9 | M. Burvill | W.A. | Perth | 22. 2.64 |
| | | R. Boyle | Vic. | Melbourne | 15. 3.70 |
| 220 Yards | 22.9 | M. Burvill | W.A. | Perth | 22. 2.64 |
| 400 Metres | 52.4 | J. Pollock | Vic. | Perth | 27. 2.65 |
| | | S. Brown | NSW | Melbourne | 14. 3.70 |
| 440 Yards | 52.4 | J. Pollock | Vic. | Perth | 27. 2.65 |
| 800 Metres | 2:01.2 | D. Willis | W.A. | Perth | 3. 3.62 |
| 880 Yards | 2:02.0 | D. Willis | W.A. | Perth | 3. 3.62 |
| 1500 Metres | 4:20.1 | J. Orr | Vic. | Adelaide | 8. 1.72 |
| 1 Mile | 4:41.4 | M. Chamberlain | N.Z. | Perth | 8.12.62 |
| 1500 Metres Walk | 6:49.2 | D. Behan | NSW | Perth | 26. 3.72 |
| 1 Mile Walk | 7:38.8 | D. Hawke | NSW | Sydney | 21. 3.64 |
| 80 Metres Hurdles | 10.4 | P. Kilborn | Vic. | Melbourne | 6. 2.65 |
| 100 Metres Hurdles | 13.1 | P. Kilborn | Vic. | Melbourne | 18.12.70 |
| 200 Metres Hurdles | 25.7 | P. Ryan | Vic. | Melbourne | 25.11.71 |
| 4x100 m. Relay | 44.5 | Australia | | Melbourne | 1.12.56 |
| | | (S. de la Hunty, N. Croker, F. Mellor, B. Cuthbert) | | | |
| 4x110 Yds. Relay | 45.6 | Australia | | 5.12.56 | |
| | | (S. de la Hunty, N. Croker, F. Mellor, B. Cuthbert) | | | |
| 4x400 m. Relay | 3:33.3 | Victoria | | Perth | 25. 3.72 |
| | | (E. McLeod, J. Canty, C. Rendina, J. Pollock) | | | |
| High Jump | 6'0" | M. Brown | NSW | Sydney | 1.11.64 |
| Long Jump | 20'11" | E. Nixon | Qld. | Perth | 22. 3.64 |
| Discus | 177'0" | J. Roberts | Vic. | Melbourne | 3. 2.68 |
| Javelin | 202'8" | P. Rivers | Vic. | Melbourne | 17.10.70 |
| Shot Put | 54'5" | T. Tychevitch | USSR | Melbourne | 30.11.56 |
| Pentathlon | | | | | |
| (Old table) | 4767 pts. | H. Frith | NSW | Melbourne | 27/8. 2.64 |
| (New table) | 4283 pts. | L. Tillett | NSW | Perth | 22. 3.72 |


RESIDENT

| | | | | | |
|----------|--------|-------------|------|--------|----------|
| 1 Mile | 5:05.3 | B. Stanford | NSW | Sydney | 13. 2.65 |
| Shot Put | 51'3½" | A. Karner | Vic. | Sydney | 5. 7.70 |

JUNIOR (Under 18 Years)

| | | | | | |
|------------|------|-------------|------|----------|----------|
| 100 Metres | 11.2 | J. Lamy | NSW | Sydney | 21. 1.67 |
| 100 Yards | 10.5 | B. Cox | Qld. | Sydney | 4. 3.61 |
| | | J. Lamy | NSW | Sydney | 16. 1.65 |
| | | D. Thompson | USA | Sydney | 10. 3.65 |
| 200 Metres | 23.5 | R. Boyle | Vic. | Adelaide | 10. 3.68 |
| 220 Yards | 23.5 | J. Bennett | W.A. | Brisbane | 24. 3.63 |

| | | | | | |
|--------------------|-----------|--|------|------------|-----------|
| 400 Metres | 54.8 | C. Peasley | NSW | Adelaide | 9. 3.68 |
| 440 Yards | 55.7 | B. Hine | W.A. | Perth | 28.11.64 |
| | | M. Foster | Vic. | Perth | 1. 3.65 |
| 800 Metres | 2:08.0 | C. Peasley | NSW | Sydney | 21.12.68 |
| 1500 Metres | 4:35.0 | J. Orr | Vic. | Melbourne | 3.70 |
| 80 Metres Hurdles | 10.6 | M. Caird | NSW | Adelaide | 9. 3.68 |
| 100 Metres Hurdles | 14.2 | L. Tillett | NSW | Sydney | 10. 3.71 |
| | | S. Moir | Vic. | Melbourne | 15.12.71 |
| 200 Metres Hurdles | 28.9 | S. New | NSW | Perth | 24. 3.72 |
| 800 Metres Walk | 3:29.9 | G. Syratt | NSW | Sydney | 23. 1.71 |
| 880 Yards Walk | 3:47.1 | R. Denny | NSW | Hobart | 4. 3.67 |
| 4x100 m. Relay | 46.7 | Victoria | | Adelaide | 9. 3.68 |
| | | (L. Hancock, M. O'Connor, R. Boyle, C. Malakar) | | | |
| | | New South Wales | | Adelaide | 9. 3.68 |
| | | (D. Ballinger, P. McCallum, A. Ross-Edwards, M. Caird) | | | |
| | | New South Wales | | Perth | 25. 3.72 |
| | | (S. Sames, S. Procter, S. New, S. Behan) | | | |
| High Jump | 5'8½" | R. Woodhouse | NSW | Pt. Kembla | 15.10.60 |
| Long Jump | 20'8¾" | L. Tillett | NSW | Sydney | 14. 3.71 |
| Discus | 159'5" | J. Adams | NSW | Sydney | 18. 3.66 |
| Javelin | 186'3" | P. Rivers | Vic. | Melbourne | 1. 2.69 |
| Shot Put | 47'0" | A. Karner | Vic. | Melbourne | 30.11.68 |
| Pentathlon | | | | | |
| (Old table) | 4605 pts. | L. Tillett | NSW | Sydney | 6/7. 2.71 |
| (New table) | 3645 pts. | D. Hatch | W.A. | Perth | 22. 3.72 |



MARLENE MATTHEWS (MRS. WILLARD) leading PAT DUGGAN

AUSTRALIAN BEST PERFORMANCES ON RECORD

100 Yards

| | | |
|------|----------------------------|------|
| 10.3 | M. Mathews-Willard, NSW | 1958 |
| 10.4 | M. Jackson, NSW | 1952 |
| 10.4 | B. Cuthbert, NSW | 1958 |
| 10.4 | W. Hayes-Ey, S.A. | 1958 |
| 10.4 | D. Burge, S.A. | 1966 |
| 10.4 | J. Henriksen, Qld. | 1966 |
| 10.5 | B. Cox, Qld. | 1961 |
| 10.5 | G. Beasley, Vic. | 1962 |
| 10.5 | M. Burvill, W.A. | 1964 |
| 10.5 | M. Black, NSW | 1964 |
| 10.5 | R. Bainbridge, NSW | 1964 |

800 Metres

| | | |
|--------|-------------------|------|
| 2:01.0 | J. Pollock, Vic. | 1967 |
| 2:01.2 | D. Willis, W.A. | 1962 |
| 2:03.3 | C. Peasley, NSW | 1972 |
| 2:04.4 | B. Jones, Vic. | 1960 |
| 2:05.4 | J. Orr, Vic. | 1972 |
| 2:07.4 | J. Hart, S.A. | 1970 |
| 2:08.4 | M. Clifford, Qld. | 1967 |
| 2:08.5 | M. Kennedy, Vic. | 1970 |
| 2:09.4 | J. Beretta, Vic. | 1963 |
| 2:09.7 | R. Mahony, Vic. | 1971 |
| 2:09.7 | C. Reeves, NSW | 1971 |
| 2:09.7 | D. Costello, NSW | 1972 |

100 Metres

| | | |
|------|-------------------------|---------|
| 11.1 | R. Boyle, Vic. | 1968/71 |
| 11.2 | J. Lamy, NSW | 1967 |
| 11.3 | S. de la Hunty, W.A. | 1955 |
| 11.3 | D. Burge, S.A. | 1968 |
| 11.3 | M. Hoffman, Qld. | 1970 |
| 11.3 | A. Ross-Edwards, NSW | 1971 |
| 11.4 | M. Jackson, NSW | 1952 |
| 11.4 | B. Cuthbert, NSW | 1956 |
| 11.4 | M. Black, NSW | 1964 |
| 11.4 | K. Thomas, NSW | 1969/71 |
| 11.4 | D. Robertson, Qld. | 1971 |

1500 Metres (* during 1 Mile)

| | | |
|---------|-------------------|------|
| 4:15.7 | J. Orr, Vic. | 1972 |
| 4:28.5* | J. Beretta, Vic. | 1962 |
| 4:28.6 | C. Peasley, NSW | 1969 |
| 4:28.8 | I. Palmer, Vic. | 1971 |
| 4:30.0 | B. Carr, Vic. | 1969 |
| 4:30.0 | B. Stanford, NSW | 1971 |
| 4:31.4 | R. Thompson, S.A. | 1970 |
| 4:31.6 | I. Lincoln, Vic. | 1970 |
| 4:31.8 | P. Gavin, Vic. | 1971 |
| 4:36.3 | C. McIntosh, Qld. | 1968 |

200 Metres (* 220 yds. minus 0.1s)

| | | |
|-------|----------------------------|------|
| 22.7 | R. Boyle, Vic. | 1968 |
| 22.8 | J. Lamy, NSW | 1968 |
| 22.9 | M. Burvill, W.A. | 1964 |
| 23.0 | D. Burge, S.A. | 1968 |
| 23.1 | B. Cuthbert, NSW | 1960 |
| 23.1 | M. Black, NSW | 1964 |
| 23.2 | J. Bennett, W.A. | 1968 |
| 23.3* | M. Mathews-Willard, NSW | 1958 |
| 23.3* | P. Duggan, Qld. | 1960 |
| 23.3 | M. Hoffman, Qld. | 1970 |

80 Metres Hurdles

| | | |
|------|-------------------------|------|
| 10.3 | M. Caird, NSW | 1968 |
| 10.4 | P. Kilborn, Vic. | 1965 |
| 10.5 | B. Moore, NSW | 1962 |
| 10.6 | N. Thrower, S.A. | 1960 |
| 10.6 | J. Jones, W.A. | 1967 |
| 10.7 | S. de la Hunty, W.A. | 1956 |
| 10.7 | L. Staples, NSW | 1966 |
| 10.8 | G. Cooke-Wigney, NSW | 1960 |
| 10.8 | R. Scott, NSW | 1960 |
| 10.8 | L. Thompson, NSW | 1967 |
| 10.8 | D. Pease, NSW | 1968 |

400 Metres

| | | |
|------|-------------------------|------|
| 52.0 | B. Cuthbert, NSW | 1964 |
| 52.1 | J. Pollock, Vic. | 1965 |
| 52.4 | S. Brown, NSW | 1970 |
| 52.9 | A. Ross-Edwards, NSW | 1972 |
| 53.1 | D. Willis, W.A. | 1963 |
| 53.2 | C. Rendina, Vic. | 1972 |
| 53.4 | J. Canty, Vic. | 1972 |
| 53.8 | C. Peasley, NSW | 1969 |
| 54.0 | K. Holland, W.A. | 1970 |
| 54.2 | M. Burvill, W.A. | 1966 |
| 54.2 | J. Byrnes, NSW | 1967 |
| 54.2 | J. Bennett, W.A. | 1968 |
| 54.2 | E. Frawley, Vic. | 1970 |

100 Metres Hurdles

| | | |
|------|------------------|------|
| 13.1 | P. Kilborn, Vic. | 1970 |
| 13.1 | M. Caird, NSW | 1972 |
| 13.1 | P. Gillies, NSW | 1972 |
| 13.2 | D. Pease, NSW | 1970 |
| 13.7 | H. Windred, NSW | 1970 |
| 13.7 | G. Dell, Vic. | 1971 |
| 13.8 | P. Taplin, S.A. | 1969 |
| 13.9 | J. Tandy, NSW | 1970 |
| 13.9 | L. Tillett, NSW | 1972 |
| 13.9 | J. Watson, W.A. | 1972 |

200 Metres Hurdles

| | | |
|------|---------------|------|
| 25.7 | P. Ryan, Vic. | 1971 |
| 26.3 | M. Caird, NSW | 1970 |

| | | | | | |
|------|------------------|------|----------------|-------------------|------|
| 26.4 | P. Gillies, NSW | 1970 | 160'9" | M. McDonald, NSW | 1964 |
| 27.0 | D. Pease, NSW | 1971 | 157'6" | H. Atkins, NSW | 1966 |
| 27.4 | G. Dell, Vic. | 1971 | 154'5" | I. de Neefe, Qld. | 1960 |
| 27.6 | H. Windred, NSW | 1971 | 153'4" | P. Wood, Vic. | 1967 |
| 27.6 | S. New, NSW | 1972 | | | |
| 27.8 | J. Hart, S.A. | 1970 | <i>Javelin</i> | | |
| 27.8 | M. Sargant, NSW | 1971 | 202'8" | P. Rivers, Vic. | 1970 |
| 27.8 | J. Canty, Vic. | 1971 | 194'11" | N. Urbancic, Vic. | 1971 |
| 27.8 | L. Bartold, Vic. | 1971 | 188'4" | A. Bocson, S.A. | 1958 |
| | | | 179'0" | C. Thompson, Vic. | 1969 |
| | | | 169'7" | M. Thomas, NSW | 1969 |
| | | | 168'7" | M. Parker, NSW | 1966 |
| | | | 165'2" | D. White, NSW | 1970 |
| | | | 160'6" | J. Hadjuczyk, NSW | 1969 |
| | | | 159'7" | M. Kosciak, Vic. | 1972 |
| | | | 158'7" | P. Telfer, S.A. | 1966 |

1500 Metres Walk

| | | | | | |
|--------|--------------------|------|--|--|--|
| 6:49.2 | D. Behan, NSW | 1972 | | | |
| 6:54.7 | A. Nicholls, Vic. | 1972 | | | |
| 7:06.3 | D. Tonks, NSW | 1968 | | | |
| 7:08.7 | A. Cook, NSW | 1969 | | | |
| 7:09.1 | L. Harpur, S.A. | 1970 | | | |
| 7:11.0 | G. Syrratt, NSW | 1971 | | | |
| 7:14.8 | E. McFarlane, S.A. | 1969 | | | |
| 7:19.9 | E. Inglis, NSW | 1968 | | | |
| 7:20.9 | C. Ironside, NSW | 1968 | | | |
| 7:26.5 | G. Woolley, NSW | 1972 | | | |

High Jump

| | | | | | |
|-------|-------------------|------|--|--|--|
| 6'0" | M. Brown, NSW | 1964 | | | |
| 5'10" | R. Woodhouse, NSW | 1962 | | | |
| 5'9" | H. Frith, NSW | 1962 | | | |
| 5'9" | R. Parke, Vic. | 1971 | | | |
| 5'8½" | C. Wright, NSW | 1962 | | | |
| 5'7" | C. de Rooy, Qld. | 1968 | | | |
| 5'7" | L. Tillett, NSW | 1972 | | | |
| 5'6½" | K. Atkinson, NSW | 1960 | | | |
| 5'6½" | J. Symon, S.A. | 1972 | | | |
| 5'6" | F. Slaap, Qld. | 1967 | | | |

Long Jump

| | | | | | |
|---------|-------------------|------|--|--|--|
| 21'8¾" | L. Tillett, NSW | 1972 | | | |
| 21'1½" | E. Nixon, Qld. | 1972 | | | |
| 20'11½" | E. Hindle, W.A. | 1972 | | | |
| 20'9¼" | H. Frith, NSW | 1965 | | | |
| 20'8½" | D. Pease, NSW | 1971 | | | |
| 20'7¾" | L. Liscombe, Qld. | 1966 | | | |
| 20'6½" | J. Carroll, W.A. | 1965 | | | |
| 20'5½" | P. Kilborn, Vic. | 1966 | | | |
| 20'4½" | S. Mitchell, NSW | 1960 | | | |
| 20'3¼" | K. Csardas, NSW | 1971 | | | |

Discus

| | | | | | |
|---------|------------------|------|--|--|--|
| 177'0" | J. Roberts, Vic. | 1967 | | | |
| 166'1½" | R. Williams, NSW | 1962 | | | |
| 166'0½" | M. Breen, NSW | 1964 | | | |
| 164'0" | J. Adams, NSW | 1968 | | | |
| 162'9½" | S. Culley, NSW | 1972 | | | |
| 161'10" | A. Karner, Vic. | 1971 | | | |

| | | |
|--------|-------------------|------|
| 160'9" | M. McDonald, NSW | 1964 |
| 157'6" | H. Atkins, NSW | 1966 |
| 154'5" | I. de Neefe, Qld. | 1960 |
| 153'4" | P. Wood, Vic. | 1967 |

Javelin

| | | |
|---------|-------------------|------|
| 202'8" | P. Rivers, Vic. | 1970 |
| 194'11" | N. Urbancic, Vic. | 1971 |
| 188'4" | A. Bocson, S.A. | 1958 |
| 179'0" | C. Thompson, Vic. | 1969 |
| 169'7" | M. Thomas, NSW | 1969 |
| 168'7" | M. Parker, NSW | 1966 |
| 165'2" | D. White, NSW | 1970 |
| 160'6" | J. Hadjuczyk, NSW | 1969 |
| 159'7" | M. Kosciak, Vic. | 1972 |
| 158'7" | P. Telfer, S.A. | 1966 |

Shot Put

| | | |
|---------|-------------------|------|
| 51'3½" | A. Karner, Vic. | 1970 |
| 51'2½" | J. Roberts, Vic. | 1970 |
| 47'0½" | J. Adams, NSW | 1966 |
| 46'2" | L. Parry, Vic. | 1968 |
| 45'11½" | M. Breen, NSW | 1962 |
| 45'8½" | V. Lawrence, W.A. | 1956 |
| 44'9¼" | P. Dean, NSW | 1966 |
| 44'4" | G. Mulhall, Vic. | 1972 |
| 44'2" | M. Curry, Vic. | 1971 |
| 43'7" | L. Hillier, Qld. | 1962 |

Pentathlon (Old Score)

| | | |
|------|------------------|------|
| 4767 | H. Frith, NSW | 1964 |
| 4762 | P. Kilborn, Vic. | 1967 |
| 4636 | L. Tillett, NSW | 1971 |
| 4484 | J. Tandy, NSW | 1970 |
| 4480 | J. Riley, S.A. | 1966 |
| 4455 | J. Carroll, W.A. | 1965 |
| 4444 | J. Arnold, S.A. | 1970 |
| 4443 | P. McCallum, NSW | 1970 |
| 4421 | D. Pease, NSW | 1969 |
| 4421 | E. Nixon, Qld. | 1971 |

Pentathlon (New Score)

| | | |
|------|--------------------|------|
| 4283 | L. Tillett, NSW | 1972 |
| 3921 | E. Nixon, Qld. | 1972 |
| 3776 | C. Lewis, Vic. | 1972 |
| 3645 | D. Hatch, W.A. | 1972 |
| 3644 | S. New, NSW | 1972 |
| 3643 | M. Wilson, W.A. | 1972 |
| 3639 | P. Smith, NSW | 1972 |
| 3621 | S. Scott, Vic. | 1972 |
| 3614 | W. Frost, Qld. | 1972 |
| 3561 | L. Hargreaves, NSW | 1972 |



“Young Australia in Action”

A complete listing of all World, Commonwealth and Australian athletics and swimming records – the 128-page booklet ‘YOUNG AUSTRALIA IN ACTION’ is available free of charge from:

M.G.A. Publications Pty. Ltd.
P.O. Box 109, Rose Bay, 2029.

Send your name and address.

Bulk supplies available free to clubs and Associations.

An ARNOTT'S Biscuits Pty. Ltd. publication.



Arnett's

famous

Biscuits

There is no Substitute for Quality

AUSTRALIAN RANKING LIST 1971-72

For the period from 1st July, 1971 to 30th April, 1972

100 METRES

| | | | | |
|-------|---------------------|------|----------|-----------|
| 11.2s | Raelene Boyle | Vic. | 25.11.71 | Melbourne |
| 11.4s | Penelope Gillies | NSW | 25. 1.72 | Sydney |
| 11.4s | Alison Ross-Edwards | NSW | 25. 1.72 | Sydney |
| 11.5s | Pamela Ryan | Vic. | 5. 2.72 | Melbourne |
| 11.5s | Marion Hoffman | Qld. | 26. 2.72 | Brisbane |
| 11.5s | Barbara Jordan | Qld. | 26. 2.72 | Brisbane |
| 11.6s | Denise Robertson | Qld. | 23.12.71 | Brisbane |
| 11.6s | Chris Dale | Vic. | 5. 2.72 | Melbourne |
| 11.6s | Elaine McLeod | Vic. | 12. 2.72 | Melbourne |
| 11.6s | Maureen Caird | NSW | 4. 3.72 | Sydney |
| 11.6s | Kathleen Holland | W.A. | 4. 3.72 | Perth |

200 METRES

| | | | | |
|-------|---------------------|------|----------|-----------|
| 23.1s | Raelene Boyle | Vic. | 25.11.71 | Melbourne |
| 23.4s | Penelope Gillies | NSW | 12. 3.72 | Sydney |
| 23.5s | Denise Robertson | Qld. | 23.12.71 | Brisbane |
| 23.7s | Judith Pollock | Vic. | 5. 2.72 | Melbourne |
| 23.7s | Pamela Ryan | Vic. | 5. 2.72 | Melbourne |
| 23.8s | Marion Hoffman | Qld. | 26. 3.72 | Perth |
| 24.0s | Elaine McLeod | Vic. | 12. 2.72 | Melbourne |
| 24.0s | Kathleen Holland | W.A. | 26. 3.72 | Perth |
| 24.1s | Alison Ross-Edwards | NSW | 18.12.71 | Sydney |
| 24.2s | Barbara Jordan | Qld. | 2. 1.72 | Brisbane |
| 24.2s | Chris Dale | Vic. | 26. 3.72 | Perth |

400 METRES

| | | | | |
|-------|---------------------|------|----------|-----------|
| 52.3s | Judith Pollock | Vic. | 22. 2.72 | Melbourne |
| 52.9s | Alison Ross-Edwards | NSW | 24. 2.72 | Sydney |
| 53.2s | Charlene Rendina | Vic. | 25. 3.72 | Perth |
| 53.9s | Judith Canty | Vic. | 13. 2.72 | Melbourne |
| 54.4s | Cheryl Peasley | NSW | 20. 2.72 | Sydney |
| 54.5s | Kathleen Holland | W.A. | 25. 3.72 | Perth |
| 54.6s | Roslyn Owens | S.A. | 4. 4.72 | Adelaide |
| 55.3s | Denise Robertson | Qld. | 18.12.71 | Brisbane |
| 55.3s | Chris Reeves | NSW | 5. 3.72 | Sydney |
| 55.5s | Debbie Costello | NSW | 18. 3.72 | Sydney |

800 METRES

| | | | | |
|---------|-----------------|------|----------|--------|
| 2:01.5s | Judith Pollock | Vic. | 26. 3.72 | Perth |
| 2:03.3s | Cheryl Peasley | NSW | 26. 3.72 | Perth |
| 2:05.4s | Jenny Orr | Vic. | 26. 3.72 | Perth |
| 2:09.1s | Judith Hart | S.A. | 26. 3.72 | Perth |
| 2:09.7s | Debbie Costello | NSW | 1. 2.72 | Sydney |
| 2:10.1s | Chris Reeves | NSW | 26. 3.72 | Perth |
| 2:11.0s | Roslyn Owens | S.A. | 26. 3.72 | Perth |
| 2:11.1s | Mary Charles | NSW | 20. 2.72 | Sydney |
| 2:12.1s | Daphne Stevens | Qld. | 23. 3.72 | Perth |
| 2:12.8s | Angela Cook | NSW | 13. 2.72 | Sydney |

1500 METRES

| | | | | |
|---------|-----------------|------|----------|-------------|
| 4:15.7s | Jenny Orr | Vic. | 16. 2.72 | Auckland NZ |
| 4:28.8s | Irene Palmer | Vic. | 11.12.71 | Melbourne |
| 4:31.8s | Pat Gavin | Vic. | 30.10.71 | Melbourne |
| 4:36.4s | Mary Charles | NSW | 25. 3.72 | Perth |
| 4:37.5s | Lynn Tennant | Vic. | 12. 2.72 | Melbourne |
| 4:38.6s | Beth Stanford | NSW | 11.12.71 | Sydney |
| 4:39.6s | Angela Cook | NSW | 18. 3.72 | Sydney |
| 4:40.1s | Dianne Huxley | Vic. | 15. 1.72 | Melbourne |
| 4:42.2s | Debbie Costello | NSW | 24. 3.72 | Perth |
| 4:43.0s | Judith Pollock | Vic. | 13.11.71 | Melbourne |

100 METRES HURDLES

| | | | | |
|-------|------------------|------|----------|-----------|
| 13.0s | Pamela Ryan | Vic. | 26. 3.72 | Perth |
| 13.1s | Maureen Caird | NSW | 26. 2.72 | Sydney |
| 13.1s | Penelope Gillies | NSW | 26. 2.72 | Sydney |
| 13.5s | Diane Pease | NSW | 25. 1.72 | Sydney |
| 13.9s | Lynette Tillett | NSW | 22. 3.72 | Perth |
| 13.9s | Jennifer Watson | W.A. | 26. 3.72 | Perth |
| 14.0s | Gaye Dell | Vic. | 11.12.71 | Melbourne |
| 14.0s | Carolyn Lewis | Vic. | 5. 2.72 | Melbourne |
| 14.2s | Jennifer Bessant | NSW | 8. 1.72 | Sydney |
| 14.2s | Sally Moir | Vic. | 5. 2.72 | Melbourne |
| 14.2s | Debra Hatch | W.A. | 22. 3.72 | Perth |

200 METRES HURDLES

| | | | | |
|-------|------------------|------|----------|------------|
| 25.7s | Pamela Ryan | Vic. | 25.11.71 | Melbourne |
| 26.4s | Penelope Gillies | NSW | 20. 2.72 | Sydney |
| 27.0s | Diane Pease | NSW | 13.11.71 | Sydney |
| 27.1s | Maureen Caird | NSW | 13.11.71 | Sydney |
| 27.1s | Gaye Dell | Vic. | 3. 7.71 | California |
| 27.6s | Sue New | NSW | 20. 2.72 | Sydney |
| 28.2s | Kathy Holland | W.A. | 19. 2.72 | Perth |
| 28.2s | Jennifer Bessant | NSW | 20. 2.72 | Sydney |
| 28.2s | Robyn Ward | NSW | 20. 2.72 | Sydney |
| 28.2s | Jennifer Watson | W.A. | 25. 3.72 | Perth |

800 METRES WALK

| | | | | |
|---------|-----------------|------|----------|-----------|
| 3:26.9s | Alison Nicholls | Vic. | 11. 3.72 | Melbourne |
| 3:35.5s | Dianne Behan | NSW | 27.11.71 | Sydney |
| 3:35.8s | Bev Patmore | NSW | 23. 3.72 | Perth |
| 3:37.9s | Anne Williams | Vic. | 23. 3.72 | Perth |
| 3:37.9s | Gai Woolley | NSW | 23. 3.72 | Perth |
| 3:46.5s | Jennifer Mills | NSW | 8. 1.72 | Sydney |
| 3:47.6s | Karen Cardell | Qld. | 4.12.71 | Brisbane |
| 3:47.6s | Sharon Foale | W.A. | 23. 3.72 | Perth |
| 3:47.8s | S. Orr | Vic. | 27.11.71 | Melbourne |
| 3:50.0s | C. Caudry | Vic. | 26. 2.72 | Melbourne |

1500 METRES WALK

| | | | | |
|---------|-----------------|------|----------|-----------|
| 6:49.2s | Dianne Behan | NSW | 26. 3.72 | Perth |
| 6:54.7s | Alison Nicholls | Vic. | 26. 3.72 | Perth |
| 7:15.0s | Lilian Harpur | S.A. | 14.12.71 | Adelaide |
| 7:26.5s | Gai Woolley | NSW | 26. 3.72 | Perth |
| 7:29.1s | Anne Williams | Vic. | 4. 3.72 | Melbourne |
| 7:33.2s | Bev Patmore | NSW | 26. 3.72 | Perth |
| 7:35.4s | S. Orr | Vic. | 4. 3.72 | Melbourne |
| 7:40.5s | Jennifer Mills | NSW | 18.12.71 | Canberra |

| | | | | |
|---------|------------------|------|----------|----------|
| 7:41.0s | Beverley Wilkins | NSW | - 7.71 | Sydney |
| 7:42.9s | Lynn Barralet | Qld. | 23.12.71 | Brisbane |

HIGH JUMP

| | | | | |
|---------------------|-----------------|------|----------|-----------|
| 5'8" | Raylene Parke | Vic. | 26. 3.72 | Perth |
| 5'8" | Carolyn Lewis | Vic. | 4. 3.72 | Melbourne |
| 5'7" | Lynette Tillett | NSW | 22. 3.72 | Perth |
| 5'6 $\frac{1}{4}$ " | Jennifer Symon | S.A. | 26. 2.72 | Adelaide |
| 5'5" | Yvonne Craig | NSW | 26. 3.72 | Perth |
| 5'4" | Janet Hatch | W.A. | 4.12.71 | Perth |
| 5'4" | Wendy Jobling | Vic. | 11.12.71 | Melbourne |
| 5'4" | Jean Arnold | S.A. | 15. 1.72 | Adelaide |
| 5'4" | Debra Hatch | W.A. | 19. 2.72 | Perth |
| 5'4" | Sue Scott | Vic. | 4. 3.72 | Melbourne |
| 5'4" | Chris Jamieson | NSW | 23. 2.72 | Perth |

LONG JUMP

| | | | | |
|-----------------------|-----------------|------|----------|------------|
| 21'8 $\frac{3}{4}$ " | Lynette Tillett | NSW | 25. 3.72 | Perth |
| 21'1 $\frac{1}{2}$ " | Erica Nixon | Qld. | 25. 3.72 | Perth |
| 20'11 $\frac{1}{2}$ " | Eileen Hindle | W.A. | 25. 3.72 | Perth |
| 20'2" | Diane Pease | NSW | 3. 7.71 | California |
| 20'0 $\frac{1}{2}$ " | Margaret Wilson | W.A. | 25. 3.72 | Perth |
| 19'10 $\frac{1}{2}$ " | Debra Hatch | W.A. | 24. 3.72 | Perth |
| 19'9 $\frac{1}{2}$ " | Sue New | NSW | 22. 3.72 | Perth |
| 19'6 $\frac{1}{4}$ " | Erica Parkin | W.A. | 24. 3.72 | Perth |
| 19'5 $\frac{1}{4}$ " | Lynn Hargreaves | NSW | 24. 3.72 | Perth |
| 19'0" | Margaret Taylor | Qld. | 26. 2.72 | Brisbane |

DISCUS

| | | | | |
|------------------------|---------------------|------|----------|-----------|
| 162'9 $\frac{1}{2}$ " | Sue Culley | NSW | 26. 2.72 | Sydney |
| 156'4" | Anne Karner | Vic. | 30.10.71 | Melbourne |
| 146'11 $\frac{3}{4}$ " | Hilda Atkins | NSW | 26. 2.72 | Sydney |
| 145'1" | Chris Schultz | Vic. | 5. 2.72 | Melbourne |
| 143'11" | Gayle Mulhall | Vic. | 23. 3.72 | Perth |
| 143'5 $\frac{1}{4}$ " | Luigina Torso | NSW | 13. 2.72 | Sydney |
| 141'8" | Giannina Sardi | Vic. | 23. 3.72 | Perth |
| 135'2" | Marilyn Curry | Vic. | 30.10.71 | Melbourne |
| 131'0" | Jennifer Symon | S.A. | 4. 3.72 | Adelaide |
| 126'7 $\frac{1}{2}$ " | Elizabeth Davenport | W.A. | 12. 2.72 | Perth |

JAVELIN

| | | | | |
|-----------------------|---------------------|------|----------|-----------|
| 159'7" | Margaret Kosciak | Vic. | 4. 3.72 | Melbourne |
| 158'11" | Jennifer Symon | S.A. | 25. 3.72 | Perth |
| 148'1" | Chris Schultz | Vic. | 4.12.71 | Melbourne |
| 147'1 $\frac{1}{2}$ " | Janina Kennedy | NSW | 20. 2.72 | Sydney |
| 144'7" | Chris Thompson | Vic. | 12. 2.72 | Melbourne |
| 139'10" | Heather Doherty | Qld. | 18.12.71 | Brisbane |
| 136'11" | Ruth Squibb | Tas. | 13.11.71 | Hobart |
| 136'2 $\frac{1}{2}$ " | Margaret Phillpott | NSW | 20. 2.72 | Sydney |
| 135'3" | Gail Corke | NSW | 6.11.71 | Sydney |
| 130'1" | Elizabeth Davenport | W.A. | 12. 2.72 | Perth |

SHOT PUT

| | | | | |
|----------------------|----------------|------|----------|-----------|
| 48'7 $\frac{1}{2}$ " | Anne Karner | Vic. | 25. 3.72 | Perth |
| 43'6" | Chris Schultz | Vic. | 11.12.71 | Melbourne |
| 42'5 $\frac{1}{2}$ " | Gayle Mulhall | Vic. | 24. 3.72 | Perth |
| 41'9 $\frac{1}{4}$ " | Judith Pringle | Qld. | 26. 2.72 | Brisbane |

| | | | | |
|--------|----------------|------|----------|-----------|
| 41'7½" | Janina Kennedy | NSW | 11. 3.72 | Sydney |
| 40'6¾" | Luigina Torso | NSW | 29. 1.72 | Sydney |
| 40'3" | Pat Connell | NSW | 11. 3.72 | Sydney |
| 39'3½" | Giannina Sardi | Vic. | 5. 2.72 | Melbourne |
| 39'3¼" | Sue Dansie | S.A. | 20.11.71 | Adelaide |
| 39'2½" | Sylvia White | S.A. | 26. 2.72 | Adelaide |

PENTATHLON

| | | | | |
|-----------|-----------------|------|----------|----------|
| 4283 pts. | Lynette Tillett | NSW | 22. 3.72 | Perth |
| 3921 pts. | Erica Nixon | Qld. | 22. 3.72 | Perth |
| 3776 pts. | Carolyn Lewis | Vic. | 22. 3.72 | Perth |
| 3645 pts. | Debra Hatch | W.A. | 22. 3.72 | Perth |
| 3644 pts. | Sue New | NSW | 22. 3.72 | Perth |
| 3643 pts. | Margaret Wilson | W.A. | 22. 3.72 | Perth |
| 3639 pts. | Peta Smith | NSW | 22. 3.72 | Perth |
| 3621 pts. | Sue Scott | Vic. | 22. 3.72 | Perth |
| 3614 pts. | Jean Arnold | S.A. | 29. 1.72 | Adelaide |
| 3561 pts. | Lynn Hargreaves | NSW | 6. 2.72 | Sydney |

SUB-JUNIOR (14 Years and Under) PERFORMANCES

BEST ON RECORD TO 1972

| | | | | |
|---------------------------|--------|-------------|------|----------|
| 60 Metres | 7.6 | S. Cavies | S.A. | 24. 5.57 |
| 100 Metres | 11.9 | S. Sames | NSW | 6. 3.55 |
| 200 Metres | 24.5 | C. Maizey | NSW | 4. 6.57 |
| 400 Metres | 57.5 | S. Sames | NSW | 6. 3.55 |
| 800 Metres | 2:11.1 | D. Costello | NSW | 16.11.56 |
| 1500 Metres | 4:53.1 | D. Costello | NSW | 16.11.56 |
| 800 Metres Walk | 3:39.2 | K. Cardell | Qld. | 21. 9.56 |
| 1500 Metres Walk | 7:26.5 | G. Woolley | NSW | 15. 9.58 |
| 80 Metres Hurdles (2'6") | 11.9 | C. Hancock | W.A. | 23. 2.54 |
| 60 Metres Hurdles | 9.3 | H. Merriman | S.A. | 12. 7.58 |
| 100 Metres Hurdles (2'9") | 15.0 | D. Hatch | W.A. | 22. 3.56 |
| 200 Metres Hurdles | 28.7 | D. Calov | NSW | 21. 2.57 |
| High Jump | 5'3" | M. Trezise | Vic. | |
| Long Jump | 18'1¾" | M. Trezise | Vic. | |
| Discus | 125'1" | G. Mulhall | Vic. | |
| Shot Put (6 lb.) | 41'2" | G. Mulhall | Vic. | |
| Javelin | 123'6" | L. Torso | NSW | 30. 6.56 |