

2006

HANDBOOK OF
RECORDS
& RESULTS

56th YEAR OF ISSUE
ISSN 1322-4875



 **Telstra**


Athletics
Australia

Say goodbye to *missing out*.
Say hello to a **phone that KNOWS**
how to get you there.

Life's short, but now Telstra's Next G™ network lets you make the most of every minute of it.
Looking for the next gig at 3am? Find it fast with Citysearch® Mobile.

Not sure how to get there?

Whereis® Mobile gives you the directions from where you are.

Only Telstra puts you just a touch away from finding where you want to be and what you want to be doing, with speeds like you've never experienced before, across Australia.

Say hello to Telstra's Next G network.

Available in most places across Australia, covering 98% of the population -
check telstra.com to see if you are covered.

Faster, Simpler, Everywhere you need it.



CLICK telstra.com/nextG

VISIT your local Telstra Shop





Australian Government
Australian Sports Commission

WINNING PARTNERSHIP



The Australian Sports Commission proudly supports Athletics Australia

The Australian Sports Commission is the Australian Government agency that develops, manages and invests in sport at all levels in Australia. Athletics Australia has worked closely with the Australian Sports Commission to develop athletics from community participation to high-level performance.

Athletics Australia is one of many national sporting organisations that has formed a winning partnership with the Australian Sports Commission to develop its sport in Australia.




brisbane
AUSTRALIA 2011

World Championships in Athletics
candidate city




Presented by Athletics Australia in partnership
with the Queensland State Government, Australia.

www.brisbane2011.com



John Steffensen




Robbie Crowther



Tatiana Grigorieva



Craig Mottram



Sally McLellan

See all the Aussie HEROES
on the Athletics Network



OFFICIAL BROADCASTER

Be yourself...

at Novotel Hotels & Resorts

Novotel, proud sponsor of Athletics Australia.



Lifestyles are changing, Novotel is innovating and always attentive to your needs. Discover the new Novotel room, designed to give you even greater tranquillity, relaxation and comfort, together with areas for sharing enjoyable moments with family and friends - just being yourself.

Reservations 1300 65 65 65 Australia wide | novotel.com.au | accorhotels.com.au

Telstra



Australian Government
Australian Sports Commission



asics



2006

HANDBOOK OF RECORDS & RESULTS

ACKNOWLEDGEMENTS

Special thanks to the following for their support and contribution to Athletics Australia and the production of this publication.

Rankings

Paul Jenes (Athletics Australia Statistician)

Records

Ronda Jenkins
(Athletics Australia Records Officer)

Results

Peter Hamilton
(Athletics Australia Track & Field Commission)
Paul Jenes, David Tarbotton

Official photographers of Athletics Australia

Getty Images

Cover Image

Scott Martin, VIC

Athletics Australia

Suite 22, Fawkner Towers
431 St Kilda Road
Melbourne Victoria 3004 Australia
Telephone 61 3 9820 3511
Facsimile 61 3 9820 3544
Email athletics@athletics.org.au
athletics.com.au
ABN 35 857 196 080

CONTENTS

| | Page |
|---|-----------|
| Messages – Athletics Australia | 8 |
| – Australian Sports Commission | 10 |
| Athletics Australia Life Members & Merit Awards | 11 |
| Honorary Life Members | 12 |
| Recipients of the Merit Award of Athletics Australia | 13 |
| 2006 Results | |
| Telstra Selection Trials & 84th Australian Athletics Championships | 15 |
| Women | 16 |
| Men | 20 |
| Australian Interstate Youth (Under 18) Match | 25 |
| Women | 26 |
| Men | 27 |
| Australian Under 20 & Under 23 Athletics Championships | 29 |
| Women | 30 |
| Men | 33 |
| Telstra Australian Club Championships | 36 |
| Women | 37 |
| Men | 39 |
| Telstra Australian Club Relay Championships | 41 |
| Women | 42 |
| Men | 43 |
| Telstra Australian Combined Events Championships | 45 |
| Australian Youth Combined Events Championships | 48 |
| Australian Athletes with a Disability Underage Championships | 49 |
| Women | 50 |
| Men | 52 |

| | Page |
|---|------------|
| Australian Road & Cross Country Championships | 56 |
| Mountain Running | 57 |
| 50km and 100km | 57 |
| Marathon and Half Marathon | 58 |
| Road Walking | 59 |
| Cross Country | 61 |
| All Schools Cross Country | 63 |
| Australian All Schools & Youth Athletics Championships | 68 |
| Women | 69 |
| Men | 80 |
| Schools Knockout National Final | 91 |
| Cup Competition | 92 |
| Plate Competition | 96 |
| Telstra A-Series Meets (including 2007 10,000m Championships at Zatopek) | 102 |
| Performances of Australian Athletes in International Competition | 113 |
| Ekidens | 114 |
| Marathons & Road Races | 115 |
| Cross Country | 116 |
| Track & Field | 118 |
| Walks | 132 |
| 2006 Records | 134 |
| Outdoor records as at December 31, 2006 | 135 |
| Indoor records as at December 31, 2006 | 152 |
| 2006 Rankings | 156 |
| Australian Rankings List – January 1 to December 31, 2006 | 157 |
| Australian All-Time List | 249 |
| Abbreviations Used | 323 |
| Statistical Publications | 323 |



The Athletics Australia Handbook of Records & Results is the definitive guide to Australian athletics statistics, and is a valuable tool for all statisticians, media, athletes, coaches, administrators, and those with a general interest in athletics. This publication includes results, records and rankings for 2006 and is the 56th year of issue for the Handbook.

President's message

Enclosed you'll find the records and results from 2006, a sensational year of athletics. Twenty-eight Australians were ranked in the top twenty - ten who'd reached the top ten, thirteen personal bests produced over the European season and three Australian records broken, plus World Cup wins to Craig Mottram and Steve Hooker and a World Athletics Final victory to Paul Burgess.


We certainly enjoyed much success at the Melbourne 2006 Commonwealth Games with some outstanding performances, an incredible group of juniors coming through to lead us to the Beijing Olympics in 2008 and beyond and a medal tally that any country would be proud of. Australia was the number one country in athletics with 41 medals in total.

Thank you to all our sponsors and supporters, especially our principal sponsor Telstra who has supported athletics for many years and continues to be a fantastic supporter of sport in Australia. Thanks also to our new footwear and apparel sponsor, Asics, and other supporters Accor and SBS. A special thank you to the Australian Sports Commission for their consistent and growing support of athletics. Also thanks to the Australian Olympic Committee, the Australian Paralympic Committee and the Australian Commonwealth Games Association.

The 2006/07 domestic season features several National Series meets and the peak of the domestic competition, the Telstra A-Series, concluding at the Telstra Selection Trials and Australian Athletics Championships. Our athletes will have to show extraordinary feats of physical and mental endurance to chase selection to the 2007 World Athletics Championships in Osaka, Japan, where they will be competing at a World Championships in our time zone for the first time in 15 years.

I wish all athletes, their coaches, family and supporters all the very best for their athletics goals in 2007.

Rob H Fildes OAM
President
Athletics Australia



Kerryn McCann celebrates her gold medal win in the women's marathon at the 2006 Melbourne Commonwealth Games



Australian Government
Australian Sports Commission

The Australian Sports Commission is proud to support Athletics Australia.

The Australian Government is a strong supporter of Australian sport. The Australian Sports Commission is the government body that develops, manages and invests in sport at all levels in Australia.

In 2006-07, the Australian Government, through the Australian Sports Commission has allocated nearly \$5 million to Athletics Australia in support of its programs, including high performance, sport development, Indigenous sport and the Australian Institute of Sport Athletics program. In addition, \$306,000 has been allocated to Australian track and field athletes under the Australian Government Sports Training Grants scheme.

The Commission works closely with a range of sports, state and local governments, schools and community groups to ensure sport is well run and accessible, so that everyone can participate and enjoy the benefits. The Commission also works through the Australian Institute of Sport and the respective state and territory institutes and academies of sport, to develop Australia's elite sportsmen and women.

The Australian Sports Commission strives to uphold the integrity of sport through innovative programs that promote ethical sporting practices and improvements in access to quality sporting opportunities for all Australians.

2006 was an outstanding year for Australian athletics and I congratulate all concerned, for the enormous steps taken by the sport.

Mark A Peters
Chief Executive Officer
Australian Sports Commission

2006 AWARD WINNERS

ATHLETICS AUSTRALIA

(Formerly the Australian Athletic Union 1982-1989)
(Formerly the Amateur Athletic Union of Australia 1927-1982)
(Formerly the Amateur Athletic Union of Australasia 1897-1927)

Founded 1897

MEMBER OF THE INTERNATIONAL ASSOCIATION OF ATHLETICS FEDERATIONS

Affiliated with: Australian Olympic Committee and Australian Commonwealth Games Association

MEMBER ASSOCIATIONS

Australian Capital Territory Athletics
Athletics New South Wales
Northern Territory Athletics
Queensland Athletics
Athletics South Australia
Athletics Tasmania
Athletics Victoria
AthleticA (Western Australia)

HONORARY LIFE MEMBERS

(Elected by AAU of A)

| | | | |
|------------------------------|--------|----------------------------|--------|
| Mr Hugh R Weir CBE † | (1957) | Miss Gwen Bull OAM † | (1962) |
| Mr C Ronald Aitken CBE † | (1965) | Miss Nell Gould OAM BEM † | (1962) |
| Mr Arthur J Hodsdon MBE † | (1965) | Mrs Doris Magee AM MBE † | (1962) |
| Mr Norman G Hutton † | (1968) | Miss Lillian Neville OAM † | (1962) |
| Mr Leonard B Curnow OBE † | (1968) | Mrs Doris Willson † | (1964) |
| Mr Robert E Graham OBE † | (1968) | Mrs Mavis Ebzery OAM † | (1967) |
| Mr F Theo Treacy OBE † | (1969) | Mrs Maisie McQuiston BEM † | (1971) |
| Mr George Soper † | (1969) | Mrs Margaret Cahill OAM † | (1972) |
| Mr C Herbert Gardiner QJM † | (1974) | Mrs Mabel Robinson MBE † | (1973) |
| Mr H George Carruthers MBE † | (1977) | Mrs Joyce Bonwick OAM | (1978) |

(Elected by AWAAU)

(Elected by Athletics Australia)

| | | | |
|-----------------------------|--------|---------------------------|--------|
| Mr Thomas C Blue AM BEM † | (1980) | Mr George W Tempest | (1994) |
| Mr Clive D Lee AM | (1984) | Mr John Bailey AM | (1995) |
| Mrs Flo Wrighter OAM BEM † | (1986) | Mr Paul Jenes | (1995) |
| Mr Noel J Ruddock AM | (1989) | Mrs Margaret L Mahony OAM | (1997) |
| Mr Graeme T Briggs AM JP † | (1990) | Mr Denis P Wilson AM | (1997) |
| Mrs Brenda J Pearl OAM | (1992) | Mrs Gwen Chester † | (1998) |
| Mrs Stella McMinn AM JP | (1992) | Ms Ronda M Jenkins | (2002) |
| Mr Fred W Napier OAM † | (1992) | Mrs Jill Huxley | (2003) |
| The Hon Allan W McDonald QC | (1993) | Mr Reginald H Brandis | (2005) |

† Deceased

RECIPIENTS OF THE MERIT AWARD OF ATHLETICS AUSTRALIA

(Elected by the AAU of A 1968-1978)

| | | | | | |
|------------------------|---|------|-----------------------|---|------|
| Mr JD Bailey AM | Q | 1976 | Mr TF Hantke † | W | 1968 |
| Mr JB Barlow † | Q | 1968 | Mr WW Huxley † | Q | 1973 |
| Mr EW Barwick † | T | 1968 | Mr HJ Lowe † | S | 1970 |
| Mr FJW Budge † | S | 1977 | Mr PS McCavanagh † | S | 1969 |
| Mr HG Carruthers MBE † | N | 1970 | Mr AH Mclvor † | S | 1976 |
| Mr R Clemson † | V | 1968 | Mr E Moore † | V | 1974 |
| Mr JW Cook † | Q | 1973 | Mr CHF Morgan † | S | 1968 |
| Mr RC Corish BEM † | N | 1970 | Mr FW Napier OAM † | W | 1977 |
| Mr TB Dodds † | S | 1968 | Mr JL Patching AO OBE | V | 1968 |
| Mr JE Draper † | V | 1971 | Mr AE Robinson † | V | 1968 |
| Mr HJ Eastaughffe † | Q | 1968 | Mr FA Rose † | T | 1968 |
| Mr ED Eastham † | V | 1978 | Mr NJ Ruddock AM | T | 1975 |
| Mr JK Faulkner † | S | 1968 | Mr VB Sharp MBE † | S | 1968 |
| Mr RC Frith OAM † | N | 1975 | Mr GB Stringer † | V | 1970 |
| Mr CH Gardiner QJM † | V | 1968 | Mr WC Thompson † | Q | 1968 |
| Mr ER Goodwin † | Q | 1974 | Mr FT Treacy OBE † | W | 1968 |
| Mr ER Graham † | S | 1978 | Mr PD Walsh † | N | 1971 |
| Mr JH Hanman † | N | 1972 | Mr RPB White † | N | 1970 |

(Elected by the A.W.A.A.U. 1971-1978)

| | | | | | |
|---------------------|---|------|-----------------------|---|------|
| Mrs P Andersson | V | 1971 | Mrs N Greenham OAM | S | 1973 |
| Mrs E Armstrong † | V | 1971 | Mrs J Harmey | N | 1971 |
| Mrs D Barnes † | S | 1976 | Mrs A Kennedy BEM † | V | 1971 |
| Mrs I Bennett | V | 1974 | Mrs N Keily † | V | 1974 |
| Mrs G Bergman | N | 1978 | Mrs Y Lanyon-Owen | Q | 1971 |
| Mrs L Berzinski † | V | 1974 | Mrs E McBeth † | V | 1971 |
| Mrs J Bonwick OAM | Q | 1971 | Mrs S McMinn AM JP | Q | 1971 |
| Mrs A Burow | V | 1974 | Mrs M McQuiston BEM † | V | 1974 |
| Mrs M Cahill OAM † | S | 1972 | Mrs P McWillie † | W | 1973 |
| Mrs L Cavanagh † | S | 1971 | Mrs D Magee AM MBE † | N | 1971 |
| Mrs G Chester † | W | 1973 | Miss E Morris † | V | 1974 |
| Mrs D Clarke † | N | 1971 | Miss L Neville OAM † | V | 1971 |
| Mrs E Clay † | W | 1975 | Mrs Y Neasbey † | N | 1977 |
| Mrs M Cuthbert † | N | 1978 | Mrs BJ Pearl OAM | S | 1976 |
| Mrs D Davis † | V | 1974 | Mrs P Peters AM | S | 1973 |
| Mrs J Davis MBE | V | 1975 | Mrs M Robinson MBE † | V | 1971 |
| Mrs N Davey † | N | 1977 | Mrs G Rose † | V | 1971 |
| Mrs M Ebzery OAM † | T | 1972 | Mrs J Saunders † | V | 1974 |
| Mrs N Edwards † | N | 1973 | Mrs E Schulz | Q | 1978 |
| Mrs Z Fibbins OAM † | N | 1971 | Mrs G Sheldon | N | 1971 |
| Mrs M Fitzgibbons | N | 1975 | Mrs D Spittles † | Q | 1971 |
| Mrs M Fraser* | V | 1973 | Mrs D Stanton † | V | 1971 |

RECIPIENTS OF THE MERIT AWARD OF ATHLETICS AUSTRALIA (CONTINUED)

| | | | | | |
|-----------------------|---|------|--------------------------|---|------|
| Mrs J Gell | V | 1974 | Mrs F Venn † | V | 1974 |
| Mrs E Godfrey* | N | 1971 | Mrs F Wrighter OAM BEM † | N | 1971 |
| Miss N Gould OAM BEM* | N | 1971 | | | |

(Elected by Athletics Australia 1979-2006)

| | | | | | |
|----------------------|---|------|-----------------------|---|------|
| Mr M R Aitken | S | 1993 | Mr J Jarver OAM † | S | 1994 |
| Mr EC Bartholomeusz | Q | 1986 | Mr P Jenes | V | 1992 |
| Mr DF Bell OAM † | V | 1985 | Ms RM Jenkins | V | 1998 |
| Mr RH Brandis | Q | 1998 | Mr DW Jowett OAM | Q | 1993 |
| Mr GT Briggs AM JP † | T | 1981 | Mr PW Lucas | N | 1989 |
| Mr LR Boyd | V | 1995 | Mrs ML Mahony OAM | V | 1994 |
| Mr DP Cross | Q | 1994 | Mr ES Martin † | Q | 1991 |
| Mrs JM Cross OAM | Q | 1985 | Mr G Martin | N | 2003 |
| Mr D Culbert | V | 2006 | Ms M Mathews AM | N | 1988 |
| Mr DB Cundy | A | 1997 | Ms L Morgan AM | V | 2002 |
| Dr JA Daly OAM | S | 1993 | Mrs E Murphy OAM | Q | 1990 |
| Mr F Day OAM † | W | 1991 | Mrs R Owens | N | 1996 |
| Ms J Eldridge | N | 2004 | Mr RW Pannell † | V | 1992 |
| Mrs WM Ey BEM † | S | 1993 | Miss MJ Patterson OAM | V | 1986 |
| Mr DG Ferrier † | V | 1984 | Mrs JM Peatfield OAM | Q | 1987 |
| Mr W Fletcher | T | 2006 | Mr M Plant | V | 2006 |
| Mr JD Forrest † | Q | 1984 | Mr HL Ralph OAM † | N | 1979 |
| Mr I Galbraith | A | 1994 | Mr BS Roe | T | 1996 |
| Mr G Gilbert | A | 2003 | Mr HJ Schubert MBE † | V | 1987 |
| Mr AK Gordon OAM | S | 1994 | Mr GW Tempest | W | 1990 |
| Mr PI Hamilton | N | 1996 | Mrs P Turney | V | 1994 |
| Mrs M Heffernan OAM | S | 1980 | Mr C Wilson | T | 2006 |
| Dr B Hodgson | V | 1994 | Mr DP Wilson AM | A | 1994 |
| Mr RK Hood AM | T | 1989 | Mr CA Wise † | T | 1979 |
| Mr LA Hutton | N | 1993 | Mr I White | N | 2004 |
| Mrs J Huxley | N | 1996 | | | |

† Deceased

2006 RESULTS

TELSTRA SELECTION TRIALS & 84TH AUSTRALIAN ATHLETICS CHAMPIONSHIPS

84TH AUSTRALIAN ATHLETICS CHAMPIONSHIPS – WOMEN

Sydney Olympic Park Athletic Centre

New South Wales

February 2-5, 2006

WOMEN

100 Metres

Heat 1: (w:-0.2) 1. Sally McLellan QAS 11.89Q; 2. Chantal Brunner NZL 12.06Q; 3. Katie Chivers VIC 12.31q; 4. Elizabeth Jenkins NSW 12.36; 5. Kate Leitch QLD 12.38; 6. Laura Verlinden NSW 12.40; 7. Lauren Sherry NSW 12.82; **Heat 2:** (w:-3.4) 1. Sarah Williams NSW 12.21Q; 2. Melanie Kleeberg QAS 12.28Q; 3. Rebecca Negus QLD 12.31q; 4. Tamika Johnston TAS 12.37; 5. Olivia Tauro NSW 12.37; 6. Nova Batman ACT 12.65; 7. Brooke Sawyer-Collins SA 13.28; **Heat 3:** (w:-2.3) 1. Tania Van Heer-Murphy SA 12.12Q; 2. Crystal Attenborough NTIS 12.14Q; 3. Melissa Kay TAS 12.30q; 4. Sharon Cripps QAS 12.36q; 5. Briony Kanard NSW 12.52; 6. Jody Henry WA 12.53; 7. Jess Gulli VIS 12.63; **Heat 4:** (w:-1.9) 1. Preya Carey NSW 11.92Q; 2. Katrina Steward VIC 12.18Q; 3. Jessica Knox NSW 12.20q; 4. Kylie Bent WA 12.51; 5. Katie Moore VIC 12.56; 6. Melissa Breen ACT 12.70; 7. Amanda Watts SA 12.76; 8. Ngerak Florencio PLW 13.58; **Heat 5:** (w:-3.2) 1. Mae Koime PNG 12.17Q; 2. Amy Harris QLD 12.18Q; 3. Lauren Hewitt VIC 12.25q; 4. Alison Glapa NSW 12.67; 5. Julia Nation VIC 12.71; 6. Tricia McDonald WA 12.82; 7. Laura Whaler NSW 13.01; 8. Monique Booth VIC 13.12. **Semifinal 1:** (w:-1.6) 1. Sally McLellan QAS 11.78Q; 2. Sarah Williams NSW 11.96Q; 3. Amy Harris QLD 11.99Q; 4. Lauren Hewitt VIC 12.08q; 5. Katrina Steward VIC 12.09; 6. Mae Koime PNG 12.15; 7. Melissa Kay TAS 12.20; 8. Sharon Cripps QAS 12.21; 9. Elizabeth Jenkins NSW 12.42; **Semifinal 2:** (w:-1.6) 1. Preya Carey NSW 11.88Q; 2. Melanie Kleeberg QAS 11.96Q; 3. Tania Van Heer-Murphy SA 12.03Q; 4. Crystal Attenborough NTIS 12.04q; 5. Rebecca Negus QLD 12.10; 6. Chantal Brunner NZL 12.11; 7. Jessica Knox NSW 12.25; 8. Katie Chivers VIC 12.39. **Final:** (w:-0.4) 1. Sally McLellan QAS 11.66; 2. Crystal Attenborough NTIS 11.81; 3. Melanie Kleeberg QAS 11.82; 4. Tania Van Heer-Murphy SA 11.83; 5. Preya Carey NSW 11.85; 6. Lauren Hewitt VIC 11.90; 7. Sarah Williams NSW 12.06; 8. Amy Harris QLD 12.08.

200 Metres

Heat 1: (w:-1.5) 1. Annabelle Smith NSW 24.37Q; 2. Lauren Hewitt VIC 24.49Q; 3. Tania Van Heer-Murphy SA 24.80Q; 4. Monique Williams NZL 24.82q; 5. Jennifer Marshall VIC 25.03; 6. Katie Chivers VIC 25.40; 7. Amanda Watts SA 25.62; **Heat 2:** (w:-2.3) 1. Melanie Kleeberg QAS 24.55Q; 2. Crystal Attenborough NTIS 24.64Q; 3. Rebecca Negus QLD 24.86Q; 4. Tamika Johnston TAS 24.93q; 5. Jody Henry WA 25.53; 6. Laura Whaler NSW 26.34; Katie Moore VIC DQ; **Heat 3:** (w:-1.9) 1. Renee Robson VIC 24.40Q; 2. Sarah Williams NSW 24.45Q; 3. Katrina Steward VIC 24.50Q; 4. Kate Leitch QLD 24.90q; 5. Elizabeth Jenkins NSW 25.20; 6. Jessica Penney NZL 25.54; 7. Toea Wisil PNG 25.59; **Heat 4:** (w:-2.1) 1. Olivia Tauro NSW 24.20Q; 2. Lucy Kenny VIC 24.54Q; 3. Mae Koime PNG 24.55Q; 4. Kylie Bent WA 24.85q; 5. Amy Harris QLD 25.20; 6. Briony Kanard NSW 25.30; 7. Alison Glapa NSW 25.44. **Semifinal 1:** (w:-0.8) 1. Melanie Kleeberg QAS 24.06Q; 2. Crystal Attenborough NTIS 24.23Q; 3. Rebecca Negus QLD 24.26Q; 4. Olivia Tauro NSW 24.35; 5. Monique Williams NZL 24.37; 6. Katrina Steward VIC 24.38; 7. Tamika Johnston TAS 24.91; Sarah Williams NSW NT; **Semifinal 2:** (w:-0.8) 1. Annabelle Smith NSW 23.87Q; 2. Renee Robson VIC 24.02Q; 3. Lauren Hewitt VIC 24.06Q; 4. Tania Van Heer-Murphy SA 24.09q; 5. Lucy Kenny VIC 24.27q; 6. Mae Koime PNG 24.46; 7. Kate Leitch QLD 24.71; 8. Kylie Bent WA 24.93. **Final:** (w:-0.5) 1. Melanie Kleeberg QAS 23.38; 2. Crystal Attenborough NTIS 23.47; 3. Lauren Hewitt VIC 23.48; 4. Annabelle Smith NSW 23.52; 5. Tania Van Heer-Murphy SA 23.90; 6. Rebecca Negus QLD 23.94; 7. Lucy Kenny VIC 24.01; 8. Renee Robson VIC 24.14.

400 Metres

Heat 1: 1. Jana Pittman VIS 52.84Q; 2. Annabelle Smith NSW 53.61Q; 3. Renee Robson VIC 53.70q; 4. Rebecca Irwin NSW 54.17; 5. Cara White VIC 55.55; 6. Jacqueline Davies QLD 56.40; 7. Charlotte Osborne NZL 56.54; 8. Katherine Hancock WA 58.40; 9. Lynda Pageat NSW 58.49; **Heat 2:** 1. Caitlin Willis QAS 53.41Q; 2. Jane Arnott NZL 53.47Q; 3. Rosemary Hayward NSW 53.71q; 4. Lucy Kenny VIC 54.24; 5. Trisha Holz NSW 55.54; 6. Tricia McDonald WA 56.22; 7. Toea Wisil PNG 57.08; 8. Tania Van Heer-Murphy SA 61.71; **Heat 3:** 1. Tamsyn Lewis VIS 53.60Q; 2. Jaimee-Lee Hoebergen NSW 54.11Q; 3. Pirrenee Steinert SA 54.55; 4. Jennifer Marshall VIC 55.24; 5. Monique Williams NZL 55.28; 6. Anna Deery

VIC 55.34; 7. Elizabeth Jenkins NSW 57.69; 8. Michelle Danne NSW 58.66. **Final:** 1. Jane Arnott NZL 51.98; 2. Tamsyn Lewis VIS 52.36; 3. Rosemary Hayward NSW 52.79; 4. Jaimee-Lee Hoebergen NSW 52.87; 5. Caitlin Willis QAS 53.08; 6. Renee Robson VIC 53.09; 7. Annabelle Smith NSW 53.47; 8. Jana Pittman VIS 53.52.

800 Metres

Heat 1: 1. Katherine Katsanevakis VIS 2:05.85Q; 2. Suzy Walsham NSW 2:06.16Q; 3. Zoe Buckman ACT 2:07.07; 4. Debbie Savage NSW 2:07.30; 5. Holly Noack SA 2:08.03; 6. Anne Fiedler VIC 2:08.79; 7. Kelly Roberts ACT 2:12.02; **Heat 2:** 1. Rikke Roenholt ACT 2:04.90Q; 2. Libby Allen VIC 2:05.15Q; 3. Veronique Molan NSW 2:06.34q; 4. Kate Pedley TAS 2:06.82q; 5. Caitlin Willis QAS 2:07.12; 6. Daina Surka QLD 2:09.08; 7. Sophie Dickson VIC 2:09.14; 8. Kylie Harris VIC 2:11.79; **Heat 3:** 1. Tamsyn Lewis VIS 2:06.52Q; 2. Erica Sigmont VIC 2:06.75Q; 3. Alicia Tye-Smith VIC 2:06.83; 4. Brooke Simpson NSW 2:06.88; 5. Meike Flore NSW 2:08.51; 6. Salome Dell PNG 2:10.77; 7. Anneli Uys VIC 2:11.87; 8. Rebel Hendrie WA 2:17.44. **Final:** 1. Suzy Walsham NSW 2:01.85; 2. Rikke Roenholt ACT 2:02.30; 3. Libby Allen VIC 2:02.71; 4. Erica Sigmont VIC 2:02.97; 5. Katherine Katsanevakis VIS 2:05.17; 6. Veronique Molan NSW 2:05.48; 7. Kate Pedley TAS 2:06.00.

1500 Metres

1. Sarah Jamieson VIS 4:05.52; 2. Suzy Walsham NSW 4:08.72; 3. Lisa Corrigan ACT 4:14.74; 4. Rebeeca Forlong VIC 4:19.08; 5. Lara Tamsett NSW 4:25.65; 6. Lucy Starrat NSW 4:29.11; 7. Anna Worland VIC 4:29.26; 8. Sophie Dickson VIC 4:29.37; 9. Alexis McKillop NSW 4:33.12; 10. Rebecca Lowe NSW 4:36.24; 11. Anneli Uys VIC 4:38.94; 12. Salome Dell PNG 4:41.12; 13. Amy Neville NSW 4:44.23.

5000 Metres

1. Eloise Wellings NSW 15:28.72; 2. Sonia O'Sullivan VIC 15:44.24; 3. Emma Rilen NSW 15:51.70; 4. Tiffany Bonasera NSW 16:17.96; 5. Fiona Crombie NZL 16:22.86; 6. Eliza Stewart NSW 17:26.04.

10,000 Metres

1. Benita Johnson VIS 32:33.09; 2. Kerryn McCann NSW 33:01.19; 3. Anna Thompson VIC 33:03.27; 4. Haley McGregor VIS 33:51.65; 5. Susan Michelsson VIC 34:19.27; 6. Kate Smyth VIC 34:20.65; 7. Jessica

Ruthe NZL 34:34.36; 8. Lauren Shelley WA 35:07.86; 9. Melinda Vernon NSW 36:01.84; 10. Lisa Dick VIC 38:40.83; 11. Andrea Oracki NSW 41:04.69; Tara Palm SA DNF.

10,000 Metres Under 23

1. Melinda Vernon NSW 36:01.84; 2. Andrea Oracki NSW 41:04.69; Tara Palm SA DNF.

100 Metres Hurdles

Heat 1: (w:-0.7) 1. Sally McLellan QAS 13.40Q; 2. Hayley Cameron NSW 14.32Q; 3. Rowena Yeomans SA 14.68Q; 4. Kassy-Dee Hill QLD 14.90q; 5. Jessie Shea NSW 14.98; **Heat 2:** (w:-0.6) 1. Andrea Miller NZL 13.60Q; 2. Fiona Cullen QAS 13.62Q; 3. Keshvar Mirzarazi NSW 14.75Q; 4. Jess Gulli VIS 14.82q; 5. Helen Wilkie VIC 15.44; 6. Charlotte Yeates NSW 15.49. **Final:** (w:-1.7) 1. Sally McLellan QAS 13.35; 2. Andrea Miller NZL 13.70; 3. Hayley Cameron NSW 14.10; 4. Fiona Cullen QAS 14.51; 5. Jess Gulli VIS 14.99; 6. Rowena Yeomans SA 15.10; 7. Kassy-Dee Hill QLD 15.25; 8. Keshvar Mirzarazi NSW 17.78.

400 Metres Hurdles

Heat 1: 1. Sonia Brito VIC 58.14Q; 2. Lyndsay Pekin WA 60.66Q; 3. Rebecca O'Loughlin VIC 60.88Q; 4. Emily Allen VIC 61.43q; 5. Katherine Crierie WA 62.07q; 6. Sarah O'Connell NZL 68.79; 7. Rachel Pederson NSW 69.02; **Heat 2:** 1. Lauren Boden ACT 59.84Q; 2. Lauren Jauncey VIC 62.06Q; 3. Tarin Nevin NSW 63.16Q; 4. Evie Maguire VIC 63.76; 5. Heather Ridley VIC 66.38; 6. Louise Aylwin NSW 66.71. **Final:** 1. Sonia Brito VIC 56.94; 2. Lauren Boden ACT 58.81; 3. Lyndsay Pekin WA 60.26; 4. Emily Allen VIC 60.36; 5. Katherine Crierie WA 60.83; 6. Rebecca O'Loughlin VIC 61.15; 7. Tarin Nevin NSW 62.98; 8. Lauren Jauncey VIC 1:26.5h.

3000 Metres Steeplechase

1. Melissa Rollison QLD 9:35.46; 2. Donna MacFarlane TIS 9:40.06; 3. Kate McLroy NZL 9:40.20; 4. Victoria Mitchell VIC 9:44.06; 5. Madeleine Heiner NSW 10:08.82; 6. Kristy Villis SA 10:30.56; 7. Rachel Green VIC 10:39.90; 8. Jessica Gilfillan QLD 10:59.67; 9. Georgia Kaidonis SASI 11:02.89; 10. Kathryn Archbold NSW 11:04.85; 11. Courtney Jarrett QLD 11:11.99; 12. Rebecca Lowe NSW 11:12.56; 13. Sarah Grahame VIC 11:25.14; 14. Ashlea Gilfillan QLD 11:39.94; 15. Andrea Ilakovac ACT 11:41.98; 16. Debbie Walsham NSW 11:49.55; 17. Natalie Kolodziej NSW 11:54.79; Kate Seibold-Crosbie VIC DNF.

84TH AUSTRALIAN ATHLETICS CHAMPIONSHIPS – WOMEN (CONTINUED)

High Jump

Qualifying: 1. Claire Mallett NSW 1.80m; 1. Ellen Pettitt WAIS 1.80m; 3. Petrina Price NSW 1.80m; 3. Angela McKee NZL 1.80m; 5. Lauren Foote SASI 1.80m; 6. Gabrielle Conroy VIC 1.75m; 6. Sophia Begg NSW 1.75m; 8. Lindsey-Ann McDonnell WA 1.75m; 9. Nadia Smith VIC 1.75m; 9. Vicki Collins QLD 1.75m; 11. Veronica Kirby VIC 1.75m; 12. Catherine Drummond QLD 1.70m; 12. Casey Narrier WAIS 1.70m; 14. Clare Cook QLD 1.65m.
Final: 1. Ellen Pettitt WAIS 1.90m; 2. Claire Mallett NSW 1.86m; 3. Petrina Price NSW 1.83m; 4. Sophia Begg NSW 1.83m; 5. Angela McKee NZL 1.83m; 6. Vicki Collins QLD 1.80m; 6. Lauren Foote SASI 1.80m; 8. Lindsey-Ann McDonnell WA 1.75m; 9. Nadia Smith VIC 1.75m.

Pole Vault

Qualifying Group 1: 1. Tatiana Grigorieva QAS 4.00m; 2. Melina Hamilton NZL 4.00m; 3. Jacinta Lynn VIC 4.00m; 4. Irie Hill VIC 3.90m; 5. Wendy Young VIS 3.90m; 6. Amy Beckman QLD 3.70m; 6. Sarah Wiltshire VIC 3.70m; 8. Tracy Young SA 3.70m; 9. Jamie Scroop SASI 3.50m;
Qualifying Group 2: 1. Alana Boyd QAS 4.00m; 2. Vicky Parnov WAIS 4.00m; 3. Rosanna Ditton VIC 4.00m; 4. Simone Carre VIC 3.90m; 5. Katrina Miroshnichenko QLD 3.90m; 6. Jana Tankosic SASI 3.90m; 7. Charmaine Lucock QAS 3.90m; 8. Fiona Buchanan VIC 3.70m. **Final:** 1. Tatiana Grigorieva QAS 4.45m; 2. Vicky Parnov WAIS 4.30m; 3. Melina Hamilton NZL 4.25m; 4. Alana Boyd QAS 4.10m; 4. Rosanna Ditton VIS 4.10m; 6. Irie Hill VIC 4.10m; 7. Jacinta Lynn VIC 4.10m; 8. Wendy Young VIS 4.10m; 9. Katrina Miroshnichenko QLD 4.00m; 10. Simone Carre VIC 3.90m; 11. Jana Tankosic SASI 3.70m.

Long Jump

1. Bronwyn Thompson QAS 6.67m(+1.5); 2. Kerrie Taurima AIS 6.49m(+2.5); 3. Chantal Brunner NZL 6.47m(+0.2); 4. Naomi Bligh NSW 6.29m(+1.2); 5. Lisa Morrison NSW 6.20m(-1.0); 6. Nadia Smith VIC 6.19m(0.0); 7. Jenni Dryburgh NZL 6.15m(+2.3); 8. Fleur Castlereagh NSW 6.15m(-1.5); 9. Jessica Penney NZL 6.12m(-1.1); 10. Grace Scantlebury QLD 5.51m(-0.3).

Triple Jump

1. Linda Allen QLD 13.28m(+1.6); 2. Jeanette Bowles VIC 12.96m(+1.3); 3. Lisa Morrison NSW 12.94m(-0.4); 4. Emma Knight VIC 12.69m(+0.4); 5. Carmen

Miller TAS 12.66m(+0.9); 6. Paula Lodge SASI 12.48m(+3.5); 7. Sarah Sydney QLD 12.46m(+2.2); 8. Tracey Barnett QLD 12.32m(+1.4); 9. Michelle Apostolou SASI 12.23m(+2.8); 10. Kate O'Donnell NSW 12.16m(+4.4); 11. Ashley McBurney NSW 11.93m(+0.6); Tahnee Reynolds-Hopkins WA ND.

Shot Put

1. Ana Pouhila TGA 16.43m; 2. Dani Samuels NSW 15.98m; 3. Gail Miller VIC 14.42m; 4. Joanne Mirtschin QLD 14.36m; 5. Kimberley Mulhall VIC 13.85m; 6. Lomana Fagatua NSW 13.81m; 7. Nicole Tibos VIC 12.86m; 8. Morgan Vosilla NSW 12.64m; 9. Melissa Delich WA 12.29m; 10. Mary Lange SA 12.05m; 11. Melissa Holahan NSW 11.61m.

Discus Throw

Qualifying: 1. Beatrice Faumuina NZL 56.64m; 2. Dani Samuels NSW 54.72m; 3. Melehiho Uhi TGA 50.41m; 4. Monique Nacsa QAS 50.40m; 5. Tereapii Tapoki COK 48.63m; 6. Annabel Thomson NSW 47.00m; 7. Calista Lyon VIC 46.77m; 8. Kimberley Mulhall VIC 45.55m; 9. Sharmane Motuliki NSW 43.32m; 10. Kelly Emery VIC 43.18m; 11. Sharyn Dickson NSW 41.75m; 12. Glenda Polelei NCD 41.00m; 13. Megan Boyes VIC 40.76m; Lomana Fagatua NSW NM. **Final:** 1. Beatrice Faumuina NZL 60.30m; 2. Dani Samuels NSW 56.67m; 3. Monique Nacsa QAS 52.71m; 4. Tereapii Tapoki COK 51.36m; 5. Melehiho Uhi TGA 49.81m; 6. Annabel Thomson NSW 48.56m; 7. Sharmane Motuliki NSW 46.53m; 8. Kimberley Mulhall VIC 44.75m; 9. Calista Lyon VIC 44.29m; 10. Kelly Emery VIC 43.02m.

Hammer Throw

1. Brooke Krueger-Billett SASI 70.72m; 2. Koryne Di Marco NSW 64.86m; 3. Gabrielle Neighbour VIC 63.48m; 4. Sharyn Angel QLD 57.39m; 5. Breanne Clement NSW 55.31m; 6. Raelene Warren VIC 54.42m; 7. Erin Petrovic NSW 51.55m; 8. Lisa Craig NSW 51.25m; 9. Anita Millington TAS 49.72m; 10. Melissa Holahan NSW 48.72m; 11. Stacey Vernon VIC 47.35m; 12. Natalie Prior NSW 45.93m.

Javelin Throw

Qualifying: 1. Kimberley Mickle WAIS 54.65m; 2. Rosie Hooper VIC 53.00m; 3. Joanna Nixon QLD 52.12m; 4. Kathryn Mitchell VIS 50.87m; 5. Laura Cornford NSW 50.04m; 6. Linda Selui NCD 48.72m; 7. Zoe Pelbart NSW 47.78m; 8. Bina Ramesh NCD 45.29m; 9. Serafina Akeli SAM

44.75m; 10. Kate Shierlaw SA 43.90m; 11. Annabel Thomson NSW 43.70m; 12. Rebekah Redden SA 41.70m; 13. Karen Clarke ACT 41.06m; 14. Natasha De Niese VIC 40.28m; 15. Glenda Polelei NCD 39.40m; 16. Tammy Martin QLD 37.72m. **Final:** 1. Kimberley Mickle WAIS 58.56m; 2. Rosie Hooper VIC 56.09m; 3. Joanna Nixon QLD 53.97m; 4. Kathryn Mitchell VIS 53.10m; 5. Zoe Pelbart NSW 52.71m; 6. Bina Ramesh NCD 48.82m; 7. Linda Selui NCD 48.14m; 8. Laura Cornford NSW 48.13m; 9. Serafina Akeli SAM 45.73m; 10. Kate Shierlaw SA 43.99m.

Heptathlon

1. Kylie Wheeler WAIS 6031; 2. Jane Jamieson NSW 5863; 3. Gillian Ragus NSW 5595; 4. Ebony Cope WAIS 5238; 5. Megan Wheatley WAIS 5229; 6. Danielle Senior NSW 4799; 7. Jessica Fisher NSW 4772; 8. Bridgette Pateman VIC 4360; 9. Michelle Korol WA 4208; 10. Fiona Kern VIC 3579.

Heptathlon Under 23

1. Megan Wheatley WAIS 5229; 2. Michelle Korol WA 4208; 3. Fiona Kern VIC 3579.

Heptathlon Under 20

1. Amy Sadler NSW 4655; 2. Kelly Clement SA 4582; 3. Joanne Waring NSW 4413; 4. Brittany Knee TAS 3940.

WOMEN AMBULANT

100 Metres Ambulant

Heat 1: (w:-1.7) 1. Elizabeth McIntosh VIC 14.42Q; 2. Katrina Webb AIS 14.68Q; 3. Katherine Proudfoot NSW 15.20Q; 4. Charlotte Saville VIC 16.63q; 5. Allyce Keating QLD 17.31q; 6. Kristie Mahon QLD 18.20; 7. Camilla Hughes VIC 18.46; 8. Nicole Spehar VIC 21.30; 9. Lauren Sinclair NSW 23.10; **Heat 2:** (w:-1.8) 1. Christine Wolf ACT 18.61Q; 2. Courtney Harbeck QLD 14.30Q; 3. Lilly Looker QAS 14.20Q; 4. Angelique Booth NSW 15.52; 5. Eowyn Osborne ACT 16.04; 6. Jennea Kitt QLD 18.66. **Final:** (w:-3.8) 1. Elizabeth McIntosh VIC 14.77; 2. Christine Wolf ACT 18.92; 3. Katrina Webb AIS 14.92; 4. Katherine Proudfoot NSW 15.43; 5. Courtney Harbeck QLD 14.52; 6. Lilly Looker QAS 14.47; 7. Charlotte Saville VIC 16.99; 8. Allyce Keating QLD 17.82.

200 Metres Ambulant

(w:-2.2) 1. Elizabeth McIntosh VIC 29.32; 2. Lilly Looker QAS 30.00; 3. Charlotte Saville VIC 34.59; 4. Courtney Harbeck QLD 30.78; 5. Allyce Keating QLD 37.01; 6. Eowyn Osborne ACT 34.46; 7. Kristie Mahon QLD 40.40; 8. Nicole Spehar VIC 46.69; 9. Lauren Sinclair NSW 47.50.

Long Jump Ambulant

1. Courtney Harbeck QLD 4.09m(+0.7); 2. Kristie Mahon QLD 3.26m(+0.6); 3. Eowyn Osborne ACT 3.48m(0.0).

Shot Put Ambulant

1. Seona Rough VIC 10.78m; 2. Amanda Fraser AIS 9.27m; 3. Jodi Willis-Roberts VIS 9.61m; 4. Tanya Krome QAS 9.48m; 5. Julie Iles NSW 4.74m; 6. Jennea Kitt QLD 5.16m.

Discus Throw Ambulant

1. Seona Rough VIC 34.03m; 2. Amanda Fraser AIS 28.05m; 3. Katherine Proudfoot NSW 18.40m; 4. Claudia Biene ACT 25.29m; 5. Debbie Wendt QAS 22.56m; 6. Jodi Willis-Roberts VIS 30.29m; 7. Tanya Krome QAS 25.76m; 8. Julie Iles NSW 15.51m; 9. Nicole Spehar VIC 8.56m; 10. Jennea Kitt QLD 13.22m.

Javelin Throw Ambulant

1. Katherine Proudfoot NSW 18.06m; 2. Seona Rough VIC 24.82m; 3. Claudia Biene ACT 24.75m; 4. Debbie Wendt QAS 19.12m; 5. Camilla Hughes VIC 18.83m; 6. Kristie Mahon QLD 16.10m; 7. Tanya Krome QAS 24.81m; 8. Julie Iles NSW 14.08m; 9. Jennea Kitt QLD 9.24m.

WOMEN WHEELCHAIR

100 Metres Wheelchair

(w:-1.7) 1. Sybilla Austin QLD 23.01; 2. Eliza Stankovic VIS 17.61; 3. Gemma Buchholz QAS 24.08; 4. Angela Ballard NSW 19.42; 5. Tannis Hancock CAN 26.25; 6. Kelly Darragh QLD 20.58; 7. Yen Tran NSW 22.06.

200 Metres Wheelchair

(w:-1.8) 1. Eliza Stankovic VIS 30.95; 2. Christie Dawes NSW 32.62; 3. Angela Ballard NSW 33.81; 4. Sybilla Austin QLD 41.85; 5. Gemma Buchholz QAS 43.52; 6. Kelly Darragh QLD 37.22; 7. Yen Tran NSW 39.28; 8. Tannis Hancock CAN 49.66.

84TH AUSTRALIAN ATHLETICS CHAMPIONSHIPS – MEN

400 Metres Wheelchair

1. Angela Ballard NSWI 61.87; 2. Sybilla Austin QLD 1:21.35; 3. Gemma Buchholz QAS 1:21.64; 4. Tannis Hancock CAN 1:31.28; 5. Yen Tran NSWI 76.84; 6. Kelly Darragh QLD 72.16.

800 Metres Wheelchair

1. Eliza Stankovic VIS 1:53.62; 2. Christie Dawes NSWI 2:02.65; 3. Angela Ballard NSWI 2:03.01; 4. Kelly Darragh QLD 2:27.27.

Shot Put Wheelchair

1. Louise Ellery ACTA 5.31m; 2. Asti Poole QAS 5.81m; 3. Brydee Moore VIC 5.23m; 4. Cheryl Buscemi-le-brun QLD 4.59m.

Discus Throw Wheelchair

1. Asti Poole QAS 13.99m; 2. Brydee Moore VIC 10.02m; 3. Cheryl Buscemi-le-brun QLD 13.83m; 4. Louise Ellery ACTA 6.46m.

Mixed Javelin Throw Wheelchair

1. Brydee Moore VIC 12.30m; 2. Asti Poole QAS 10.79m; 3. Jason Holohan QLD 22.27m; 4. Bryan Stiffall WA 22.26m; 5. Stephen Eaton QAS 18.62m; 6. Daniel Trollope QLD 14.00m; 7. Cheryl Buscemi-le-brun QLD 9.54m.

MEN

100 Metres

Heat 1: (w:-2.9) 1. Steven Tucker WA 10.95Q; 2. Ambrose Ezenwa NSW 10.98Q; 3. Adam Dart QLD 11.00q; 4. Matthew Brown NZL 11.03q; 5. Nick Madgwick NZL 11.24; 6. Justin Lewis VIC 11.27; 7. Jake Jarvis-Bardy SA 11.36; **Heat 2:** (w:-2.3) 1. Patrick Johnson AIS 10.46Q; 2. Tim Williams VIS 10.83Q; 3. Carl Van Der Speck NZL 11.03; 4. Shem Hollands NSW 11.04; 5. Rodney Buchanan NSW 11.12; 6. Christopher Spring QLD 11.21; **Heat 3:** (w:-2.3) 1. Joshua Ross NSWI 10.57Q; 2. Nathan Allen QLD 10.86Q; 3. David Falealili NZL 10.86q; 4. Michael Budlender VIC 11.02q; 5. Timothy Rooke VIC 11.08; 6. Otis Gowa QLD 11.45; 7. Owen Martin NSW 11.93; **Heat 4:** (w:-2.4) 1. Matt Shirvington NSWI 10.79Q; 2. Paul Di Bella QAS 10.87Q; 3. Chris Donaldson NZL 10.99q; 4. Dallas Roberts NZL 11.09; 5. Todd Bateman SASI 11.20; 6. Carl Morehouse VIC 11.24; 7. Henry Mitchell NSW 11.27; 8. Harry Egan

NSW 11.55; **Heat 5:** (w:-1.2) 1. Adam Miller AIS 10.72Q; 2. Adam Basil VIS 10.83Q; 3. James Mortimer NZL 10.91q; 4. Lane Harrison VIC 11.05; 5. Keith Sheehy SASI 11.05; 6. Gary Finegan QLD 11.06; 7. Thomas Scott NSW 11.22; 8. Henry Nwosu NSW 11.24. **Semifinal 1:** (w:+0.4) 1. Matt Shirvington NSWI 10.40Q; 2. Patrick Johnson AIS 10.41Q; 3. Paul Di Bella QAS 10.44Q; 4. Steven Tucker WA 10.63q; 5. Nathan Allen QLD 10.70; 6. Matthew Brown NZL 10.70; 7. James Mortimer NZL 10.76; **Semifinal 2:** (w:-0.6) 1. Ambrose Ezenwa NSW 10.39Q; 2. Joshua Ross NSWI 10.42Q; 3. Adam Miller AIS 10.50Q; 4. Adam Basil VIS 10.63q; 5. Tim Williams VIS 10.65; 6. David Falealili NZL 10.90; 7. Michael Budlender VIC 10.95; Adam Dart QLD DQ. **Final:** (w:-1.2) 1. Joshua Ross NSWI 10.35; 2. Ambrose Ezenwa NSW 10.37; 3. Patrick Johnson AIS 10.39; 4. Adam Miller AIS 10.39; 5. Matt Shirvington NSWI 10.40; 6. Paul Di Bella QAS 10.49; 7. Adam Basil VIS 10.60; 8. Steven Tucker WA 10.65.

200 Metres

Heat 1: (w:-0.3) 1. Daniel Batman AIS 20.66Q; 2. Paul Pearce QLD 20.98Q; 3. Joshua Ross NSWI 21.24; 4. Shem Hollands NSW 21.52; 5. Keith Sheehy SASI 21.61; 6. Nicholas Boylett QLD 22.11; **Heat 2:** (w:-1.5) 1. James Dolphin NZL 20.82Q; 2. Adam Miller AIS 20.82Q; 3. Ambrose Ezenwa NSW 20.94q; 4. Matt Shirvington NSWI 21.21; 5. Adam Somerville NZL 21.28; 6. Aaron Vanderent NSW 21.75; **Heat 3:** (w:-1.8) 1. Patrick Johnson AIS 20.70Q; 2. Matthew Brown NZL 20.90Q; 3. Kristopher Neofytou NSWI 21.11q; 4. David Flowers VIC 21.50; 5. Dallas Roberts NZL 21.55; 6. Henry Mitchell NSW 21.60; 7. Rhett Medford VIC 21.68; 8. Lane Harrison VIC 21.75. **Final:** (w:-1.5) 1. Patrick Johnson AIS 20.49; 2. Daniel Batman AIS 20.65; 3. Ambrose Ezenwa NSW 20.78; 4. Adam Miller AIS 20.82; 5. Matthew Brown NZL 20.99; 6. Paul Pearce QLD 21.03; 7. James Dolphin NZL 21.04; 8. Kristopher Neofytou NSWI 21.12.

400 Metres

Heat 1: 1. Clinton Hill NSWI 45.63Q; 2. Paul Pearce QLD 46.21Q; 3. Jarret Titcombe NSWI 46.58q; 4. Brad Jamieson SA 48.50; 5. James Reynolds NSW 49.02; 6. Brett Zamudio NSW 50.33; Haden Martin WA DQ; **Heat 2:** 1. John Steffensen WAIS 45.29Q; 2. Mark Ormrod SASI 45.92Q; 3. James Gurr NSW 46.94; 4. Rowan O'Dell VIC 47.51; 5. Nicholas Boylett QLD 47.58; 6. Clay Watkins SA 48.55; 7. Jarnd Cowley NSW 48.82; 8. Morgan Coull SA 49.74; **Heat 3:** 1. Christopher Troode WAIS 45.75Q; 2. Sean Wroe

VIS 46.07Q; 3. David Geddes NSWI 46.21q; 4. Cory Innes NZL 47.02; 5. Chris Walasi SOL 48.18; 6. Gavin Jeffries NSW 48.22; 7. Iain MacFarlane NSW 48.36; 8. Christopher Cornish VIC 48.95. **Final:** 1. John Steffensen WAIS 45.14; 2. Clinton Hill NSWI 45.54; 3. Sean Wroe VIS 46.19; 4. Mark Ormrod SASI 46.19; 5. Christopher Troode WAIS 46.47; 6. David Geddes NSWI 46.51; 7. Jarret Titcombe NSWI 46.68; 8. Paul Pearce QLD 46.75.

800 Metres

Heat 1: 1. Nick Bromley NSWI 1:49.57Q; 2. Ross Ridgewell ACT 1:50.02Q; 3. Mitchell Kealey QAS 1:50.28q; 4. John-Paul Taylor WA 1:50.49q; 5. Frazer Dowling NSW 1:52.71; 6. Todd MacDonald NSW 1:52.89; 7. Tom Richardson NSW 1:53.55; 8. Jeff Farrelly NSW 1:53.75; 9. Justin Rinaldi VIC 1:54.80; **Heat 2:** 1. William Devjak NSW 1:50.55Q; 2. Werner Botha QAS 1:50.72Q; 3. Kristopher McCarthy VIS 1:51.31; 4. Matthew Hammond NSW 1:51.35; 5. Mark Abercromby NSW 1:51.36; 6. Gareth Hyett NZL 1:51.60; 7. Nick Toohy QAS 1:52.36; 8. Setefano Mika SAM 1:53.53; 9. Julian Marsh VIC 1:54.44; **Heat 3:** 1. Lachlan Renshaw NSW 1:50.96Q; 1. Andrew Krumins VIC 1:50.96Q; 3. Mark Cornish VIC 1:51.32; 4. Alister Ross QLD 1:51.73; 5. Robert Killmier SA 1:52.21; 6. Nicholas Hudson QLD 1:52.43; 7. Philo Saunders ACT 1:52.56; 8. Hayden Cook SA 1:54.12. **Final:** 1. Nick Bromley NSWI 1:48.96; 2. Werner Botha QAS 1:49.38; 3. Lachlan Renshaw NSW 1:49.60; 4. William Devjak NSW 1:49.98; 5. Andrew Krumins VIC 1:50.42; 6. Ross Ridgewell ACT 1:50.63; 7. John-Paul Taylor WA 1:51.37; 8. Mitchell Kealey QAS 1:51.77.

1500 Metres

Heat 1: 1. Mark Fountain VIC 3:46.91Q; 2. Mark Tucker VIC 3:47.67Q; 3. Paul Hoffman NSW 3:47.81Q; 4. Louis Rowan VIC 3:48.16Q; 5. Bradley Woods NSW 3:48.92q; 6. Timothy Norton VIC 3:49.21q; 7. Zac Ashkanasy VIC 3:49.87; 8. Jayden Russ QAS 3:51.00; 9. Anthony Craig QLD 3:51.59; 10. Adam Graham QLD 3:52.52; 11. Matthew Coloe VIC 3:54.26; 12. Julian Kuppler VIC 3:55.70; 13. Bradley Croker NSW 3:57.60; Marcus Morgan NSW DNF; Philo Saunders ACT DNF; **Heat 2:** 1. Collis Birmingham VIC 3:47.02Q; 2. Lachlan Chisholm NSWI 3:47.15Q; 3. Jeremy Roff NSWI 3:47.29Q; 4. Mitchell Kealey QAS 3:47.41Q; 5. Corey Tucker ACT 3:47.47q; 6. Alastair Stevenson QLD 3:47.48q; 7. Julian Marsh VIC 3:51.26; 8. Brendan

Woodman VIC 3:51.96; 9. Brett Halls VIC 3:52.46; 10. Grant Page TIS 3:52.71; 11. Richard Blanch QLD 3:52.79; 12. Jeff Farrelly NSW 3:58.47; 13. P-J Bosch SA 4:07.06; Luke Boosey QLD DNF. **Final:** 1. Lachlan Chisholm NSWI 3:40.87; 2. Collis Birmingham VIC 3:41.03; 3. Paul Hoffman NSW 3:41.05; 4. Mark Fountain VIC 3:41.36; 5. Jeremy Roff NSWI 3:41.66; 6. Corey Tucker ACT 3:42.08; 7. Louis Rowan VIC 3:42.53; 8. Mitchell Kealey QAS 3:45.95; 9. Mark Tucker VIC 3:46.35; 10. Bradley Woods NSW 3:49.97; 11. Timothy Norton VIC 3:50.56; 12. Alastair Stevenson QLD 3:52.81.

5000 Metres

1. Craig Mottram VIS 13:47.44; 2. Louis Rowan VIC 13:57.92; 3. Collis Birmingham VIC 13:58.15; 4. David Byrne NSW 13:58.43; 5. Martin Dent ACTA 14:00.02; 6. David Ruschena VIC 14:09.81; 7. Brett Cartwright ACT 14:11.20; 8. Scott Westcott NSWI 14:14.09; 9. Alastair Stevenson QLD 14:17.16; 10. Jeffrey Hunt NSW 14:43.84; 11. P-J Bosch SA 14:56.22; 12. Allan Failla VIC 15:08.97; Sapolai Yao PNG DNF; Mark Tucker VIC DNF.

10,000 Metres

1. Andrew Letherby VIC 29:33.31; 2. David Ruschena VIC 30:05.09; 3. Dale Warrander NZL 30:13.66; 4. Russell Dessaix-Chin NSW 30:28.47; 5. Barry Keem NSW 30:48.92; 6. Glenn Guzzo NSW 30:57.09; 7. Magnus Michelsson VIC 31:12.41; 8. Michael Hosking ACT 31:41.47; 9. Daniel Kolsky VIC 38:13.79.

10,000 Metres Under 23

1. Michael Hosking ACT 31:41.47;
2. Daniel Kolsky VIC 38:13.79.

110 Metres Hurdles

Heat 1: (w:-2.3) 1. James Mortimer NZL 14.36Q; 2. Duncan Harvey NSW 14.39Q; 3. Stuart Anderson QLD 14.56Q; 4. Mohamad Zeed VIC 14.60q; 5. Ryan Purcell WAIS 14.73; 6. Jacob Holt NSW 15.27; 7. Christopher Barakat NSW 15.43; **Heat 2:** (w:-2.4) 1. Warwick Cregan WA 14.34Q; 2. Kyle Vander Kuypp VIS 14.36Q; 3. Greg Eyears NSWI 14.54Q; 4. Justin Merlino NSWI 14.70q; 5. Thomas Sullivan VIC 15.10; 6. Simon Byrne QLD 15.24; 7. Adam Slezak NSW 15.39. **Final:** (w:-1.5) 1. James Mortimer NZL 14.09; 2. Kyle Vander Kuypp VIS 14.23; 3. Warwick Cregan WA 14.27; 4. Stuart Anderson QLD 14.40; 5. Greg Eyears NSWI 14.49; 6. Justin Merlino NSWI 14.50; 7. Duncan Harvey NSW 14.51; Mohamad Zeed VIC DQ.

84TH AUSTRALIAN ATHLETICS CHAMPIONSHIPS – MEN (CONTINUED)

400 Metres Hurdles

Heat 1: 1. Tristan Thomas AIS 50.28Q; 2. Brendan Cole ACT 50.33Q; 3. Dane Richter WA 52.31Q; 4. Tom Cade VIC 52.43q; 5. Tobby Sutherland VIC 53.33; 6. Aleki Sapoi TGA 54.23; 7. Allex Molineaux QLD 54.28; **Heat 2:** 1. Elliott Wood NSW 50.87Q; 2. Nic O'Brien NZL 51.49Q; 3. Mowen Boino PNG 52.04Q; 4. Leigh Bennett NSW 52.16q; 5. Felipe De Castro Cruz WAIS 53.28; 6. James Roff NSW 55.05; 7. Pete Bate VIC 55.19. **Final:** 1. Brendan Cole ACT 50.07; 2. Tristan Thomas AIS 50.25; 3. Elliott Wood NSW 50.30; 4. Nic O'Brien NZL 50.41; 5. Mowen Boino PNG 50.90; 6. Dane Richter WA 52.10; 7. Leigh Bennett NSW 54.81; 8. Tom Cade VIC 56.57.

3000 Metres Steeplechase

1. Youcef Abdi NSW 8:27.60; 2. Martin Dent ACTA 8:29.98; 3. Peter Nowill QAS 8:39.50; 4. Grant Schmidlechner VIC 8:39.54; 5. Jeffrey Hunt NSW 8:45.81; 6. Jayden Russ QAS 8:54.19; 7. Scott McTaggart ACT 9:01.53; 8. Shane Thiele SA 9:25.65; 9. Sapolai Yao PNG 9:51.74; Richard Jeremiah VIS DNF.

High Jump

1. Nick Moroney NSW 2.21m; 2. Kane Brigg QAS 2.17m; 3. Mark Taylor NSW 2.14m; 4. Ewan Haldane VIC 2.10m; 5. Joshua Lodge AIS 2.10m; 5. Tim Forsyth VIC 2.10m; 7. Daniel Lawton NSW 2.05m; 7. Chris Armet VIC 2.05m; 9. Dean Wood NSW 2.05m; 10. Rajen Prasad VIC 2.05m; 11. Cal Pearce QLD 2.00m; Liam Zamel-Paez QAS NH.

Pole Vault

1. Paul Burgess WAIS 5.80m; 2. Steve Hooker VIS 5.75m; 3. Dmitri Markov SASI 5.70m; 4. Alex Miroshnichenko QLD 5.40m; 5. Luke Vedelago WAIS 5.00m; 6. Joel Pocklington VIC 5.00m; 7. Aidan Dziubinski QLD 5.00m; 8. Jacobus Gideon Nel NZL 5.00m; 9. James Filshie VIC 5.00m; 10. Matthew Boyd QAS 4.80m; 11. Scott Dziubinski ACT 4.80m.

Long Jump

Qualifying: 1. Tim Parravicini AIS 7.90mq (0.0); 2. John Thornell NSW 7.81mq(+0.2); 3. Peter Parsons NSW 7.79mq(+1.8); 4. Frederic Erin NCD 7.77mq(+1.7); 5. Fabrice Lapierre NSW 7.71mq(+1.6); 6. Scott Crowe AIS 7.70mq (+0.8); 7. Shaun Fletcher NSW 7.59mq (+2.2); 8. Robert Crowther AIS 7.58mq (+0.6); 9. Andrew Curtis QLD 7.55mq (+1.4); 10. Joel Noffke QLD 7.50mq (+0.6); 10. Robert Stevens VIC 7.50mq (+4.2);

12. Chris Noffke QAS 7.45m (+0.6); 13. Carl Morehouse VIC 7.44m (+0.7); 14. Shane Hair WA 7.43m (+0.6); 15. Dale Jenner NSW 7.38m(-0.4); 16. Matt Woodruff QLD 6.82m(0.0). **Final:** 1. Fabrice Lapierre NSW 8.12m (+1.7); 2. Tim Parravicini AIS 7.99m (+3.7); 3. John Thornell NSW 7.97m (+1.4); 4. Scott Crowe AIS 7.87m (+2.6); 5. Andrew Curtis QLD 7.82m (+3.0); 6. Peter Parsons NSW 7.81m (+2.2); 7. Joel Noffke QLD 7.73m (+3.1); 8. Robert Crowther AIS 7.64m (+0.5); 9. Frederic Erin NCD 7.47m (-0.4); 10. Shaun Fletcher NSW 7.30m (-0.2); 11. Robert Stevens VIC 7.15m (+2.4).

Triple Jump

1. Andrew Murphy NSW 16.66m (+1.6); 2. Michael Perry NSW 16.44m (+1.2); 3. Jacob McReynolds AIS 16.43m (+0.2); 4. Alwyn Jones SASI 16.23m (+0.1); 5. Tomas Cholensky NSW 15.83m (+0.6); 6. Marat Safiullin SASI 15.49m (-0.1); 7. Shaun Fletcher NSW 15.39m (+1.0); 8. Gavin Manoharan QLD 15.18m (0.0); 9. Alexander Stewart NSW 15.02m (+0.9); 10. Geoff Davis NSW 14.58m (0.0); 11. Daniel Sumpton NSW 14.32m (+0.7); 12. Ben King VIC 14.28m (+1.2); 13. Scott McLeod-Robertson QAS 13.69m (0.0).

Shot Put

1. Scott Martin VIS 19.64m; 2. Clay Cross NSW 18.77m; 3. Chris Gaviglio QLD 18.55m; 4. Stuart Gyngell NSW 18.55m; 5. Emanuele Fuamatu NSW 16.42m; 6. Daniel Kilama NCD 16.41m; 7. Joe Stevens QAS 15.92m; 8. Josh Lloyd VIC 14.69m; 9. Martin Duriska VIC 14.15m; 10. Jeremy Hogg WA 14.05m; Rhys Jones QAS NM.

Discus Throw

1. Scott Martin VIS 62.08m; 2. Benn Harradine VIS 60.12m; 3. Aaron Neighbour VIC 59.14m; 4. Peter Elvy NSW 58.64m; 5. Graham Hicks TIS 56.88m; 6. Tim Driesen AIS 54.90m; 7. Martin Duriska VIC 48.99m; 8. Nicholas Sawaszenko NSW 48.77m; 9. Daniel Kilama NCD 46.19m; 10. Andrew Welch QLD 45.42m; 11. Stuart Rendell AIS 45.09m; 12. Randal Humich WA 44.34m.

Hammer Throw

1. Stuart Rendell AIS 76.33m; 2. Darren Billett SASI 66.32m; 3. Mark Dickson NSW 65.85m; 4. Justin McDonald VIC 64.63m; 5. Jarrod Stevens VIC 63.53m; 6. Bob Wagner QLD 51.22m.

Javelin Throw

1. Stuart Farquhar NZL 81.70m; 2. Oliver Dziubak WAIS 81.57m; 3. William Hamlyn-Harris NSW 79.19m; 4. Jarrod Bannister QLD 76.17m; 5. Joshua Robinson QAS 72.46m; 6. Daniel Kratzmann QLD 71.34m; 7. Brett Castle VIC 69.47m; 8. Iain Simmons VIC 67.49m; 9. Benjamin Baker NSW 67.22m; 10. Dominic Geeves QLD 61.38m; 11. Christopher Jessup NSW 60.02m; 12. Amila Perera VIC 50.05m; Nick Batty NSW NM.

Decathlon

1. Jason Dudley QAS 7895; 2. Richard Allan QLD 7549; 3. Matt McEwen QLD 7490; 4. Kyle McCarthy QLD 7176; 5. Jarrod Sims SA 7022; 6. Darrel Muzyczka NSW 6967; 7. Kyle Rasti VIC 6914; 8. Nathan Baart QLD 6828; 9. Alexander Mason QLD 6823; 10. Adrian Finch TAS 6699; 11. Bruce Kupfer QLD 6688; 12. James Russell NSW 6607; 13. David O'Toole TAS 6335; 14. Neil Joubert VIC 5940; 15. Torin Philpott TAS 5782; 16. Michael Barber NSW 5216; Christopher Johnson WA DNF; Ben Turner QLD DNF.

Decathlon Under 23

1. Jason Dudley QAS 7895; 3. Jarrod Sims SA 7022; 3. Kyle Rasti VIC 6914; 4. Bruce Kupfer QLD 6688; 5. Neil Joubert VIC 5940; 6. Michael Barber NSW 5216; Christopher Johnson WA DNF.

Combined Event Under 20

1. Sam Giatrakos SA 6285; 2. Luke Devenish WA 5873.

MEN AMBULANT

100 Metres Ambulant

Heat 1: (w:-2.7) 1. Paul Harpur QAS 12.21Q; 2. Jonathan Bernard QAS 12.19Q; 3. Mathew Brown VIC 13.74; 4. Cameron Calkoen NZL 14.49; 5. Russell Short VIS 13.00; 6. Adam Cunningham ACT 15.30; 7. Geoff Clarke NSW 16.42; **Heat 2:** (w:-2.1) 1. Andrew Mathews SA 12.13Q; 2. Dean Turner NSW 12.42Q; 3. Nathan Sullivan NSW 12.79; 4. Craig Muhlbock NSW 13.12; 5. David Frazer VIC 13.34; 6. Damien Bowen WA 17.11; 7. Martin Fruin VIC 14.98; **Heat 3:** (w:-2.9) 1. Timothy Sullivan VIS 12.01Q; 2. Evan O'Hanlon NSW 12.08Q; 3. Darren Thrupp QAS 12.92q; 4. Matt Slade NZL 13.30q; 5. Ben Hall AIS 13.41; 6. Paul Benz SASI 12.96; 7. Matthew Cartwright VIC 14.36. **Final:** (w:-2.4)

1. Evan O'Hanlon NSW 11.99; 2. Timothy Sullivan VIS 12.05; 3. Darren Thrupp QAS 12.94; 4. Paul Harpur QAS 12.34; 5. Matt Slade NZL 13.23; 6. Andrew Mathews SA 12.15; 7. Jonathan Bernard QAS 12.41; 8. Martin Fruin VIC 15.03.

200 Metres Ambulant

Heat 1: (w:-1.4) 1. Heath Francis AIS 22.59Q; 2. Tim Matthews VIS 23.70Q; 3. Michael Armstrong ACTA 23.85q; 4. Stephen Wilson QAS 24.18q; 5. Mathew Brown VIC 28.21; 6. Cameron Calkoen NZL 30.69; 7. Adam Cunningham ACT 31.29; 8. Martin Fruin VIC 30.82; **Heat 2:** (w:-2.0) 1. Timothy Sullivan VIS 23.73Q; 2. Paul Harpur QAS 24.83Q; 3. Ben Hall AIS 26.37; 4. Paul Benz SASI 25.52; 5. Matt Slade NZL 26.68; Jonathan Bernard QAS DQ; **Heat 3:** (w:-0.9) 1. Andrew Newell NSW 22.97Q; 2. Andrew Mathews SA 23.85Q; 3. Matthew Cartwright VIC 27.30; 4. Dean Turner NSW 24.68; 5. Nathan Sullivan NSW 25.22; 6. Craig Muhlbock NSW 25.63; 7. David Frazer VIC 27.32. **Final:** (w:-0.4) 1. Timothy Sullivan VIS 23.44; 2. Heath Francis AIS 22.42; 3. Andrew Newell NSW 23.16; 4. Michael Armstrong ACTA 23.78; 5. Tim Matthews VIS 23.82; 6. Paul Harpur QAS 24.92; 7. Stephen Wilson QAS 24.30; 8. Andrew Mathews SA 24.03.

400 Metres Ambulant

1. Timothy Sullivan VIS 51.79; 2. Ben Hall AIS 57.99; 3. Paul Benz SASI 55.74; 4. Matthew Cartwright VIC 60.11; 5. Andrew Mathews SA 55.10; 6. Malcolm Bennett SASI 65.66; 7. Craig Muhlbock NSW 59.65; 8. Martin Fruin VIC 69.93; 9. Eddie Buttimore QLD 1:31.94.

800 Metres Ambulant

1. Christopher Mullins VIC 2:10.78; 2. Malcolm Bennett SASI 2:30.18; 3. Ian Speed VIC 2:07.09; 4. Eddie Buttimore QLD 3:16.29.

Long Jump Ambulant

1. Darren Thrupp QAS 5.97m(+2.1); 2. Dean Turner NSW 6.18m(-0.3); 3. Craig Muhlbock NSW 5.05m(+0.1); 4. Geoff Clarke NSW 3.79m(+0.9); 5. Adam Cunningham ACT 3.66m(0.0); 6. Damien Bowen WA 3.34m(+0.8).

Shot Put Ambulant

1. Nicholas Larionow VIS 10.97m; 2. Don Elgin VIS 12.94m; 3. Damien Burroughs ACTA 10.33m; 4. Kieron Courtney NSW 9.86m.

84TH AUSTRALIAN ATHLETICS CHAMPIONSHIPS – MEN (CONTINUED)

Discus Throw Ambulant

1. Damien Burroughs ACTA 40.26m; 2. Nicholas Larionow VIS 25.05m; 3. Don Elgin VIS 38.25m; 4. Brian Harvey QLD 29.87m; 5. Kieron Courtney NSW 25.97m; 6. Cameron Suhr VIC 25.31m.

Javelin Throw Ambulant

1. Kieran Ault Connell VIS 41.06m; 2. Damien Bowen WA 28.26m; 3. Wade McMahon AIS 39.42m; 4. Brian Harvey QLD 37.65m.

MEN WHEELCHAIR

100 Metres Wheelchair

(w:+0.9) 1. Richard Nicholson ACT 15.22; 2. Daniel Trevor O'Dwyer NZL 15.94; 3. Matthew Cameron QLD 16.35; 4. Patrick Baker NSW 16.72; 5. Sam Carter QLD 16.82; 6. Daniel Henshall QLD 21.28; 7. Daniel Trollope QLD 18.59; 8. Kevin Gaidies NSW 18.79; 9. Xavier Elsworthy VIC 18.20.

200 Metres Wheelchair

Heat 1: (w:-2.1) 1. Richard Colman VIS 28.28Q; 2. Richard Nicholson ACT 27.43Q; 3. Matthew Cameron QLD 30.26Q; 4. Daniel Trollope QLD 33.99q; 5. Daniel Henshall QLD 40.45; **Heat 2:** (w:-2.8) 1. Lachlan Jones VIS 35.40Q; 2. Daniel Trevor O'Dwyer NZL 29.74Q; 3. Patrick Baker NSW 32.22Q; 4. Sam Carter QLD 32.55q; 5. Jason McGregor QLD 33.08; 6. Xavier Elsworthy VIC 35.92. **Final:** (w:-2.2) 1. Richard Colman VIS 29.26; 2. Richard Nicholson ACT 28.15; 3. Daniel Trevor O'Dwyer NZL 29.41; 4. Lachlan Jones VIS 36.25; 5. Matthew Cameron QLD 30.84; 6. Patrick Baker NSW 31.36; 7. Sam Carter QLD 31.50; 8. Daniel Trollope QLD 34.25.

400 Metres Wheelchair

Heat 1: 1. Kurt Fearnley NSW 49.29Q; 2. Lachlan Jones VIS 64.66Q; 3. Richard Nicholson ACT 50.77Q; 4. Daniel Trevor O'Dwyer NZL 54.83q; 5. Matthew Cameron QLD 56.04q; 6. Sam Carter QLD 57.60; 7. Daniel Henshall QLD 1:23.95; **Heat 2:** 1. Richard Colman VIS 51.95Q; 2. Daniel Trollope QLD 62.56Q; 3. Jason McGregor QLD 58.90Q; 4. Patrick Baker NSW 59.58; 5. Xavier Elsworthy VIC 61.07; 6. Kevin Gaidies NSW 65.21. **Final:** 1. Richard Colman VIS 51.67; 2. Kurt Fearnley NSW 49.38; 3. Richard Nicholson ACT 49.90; 4. Matthew Cameron QLD 56.58; 5. Jason McGregor QLD 59.09; Daniel Trevor O'Dwyer NZL DQ; Lachlan Jones VIS DQ; Daniel Trollope QLD DQ.

800 Metres Wheelchair

1. Kurt Fearnley NSW 1:42.04; 2. Richard Nicholson ACT 1:42.41; 3. Richard Colman VIS 1:43.69; 4. Lachlan Jones VIS 2:16.98; 5. Patrick Baker NSW 2:00.69; 6. Daniel Trollope QLD 2:04.05; 7. Xavier Elsworthy VIC 2:07.04; Jason McGregor QLD DQ.

1500 Metres Wheelchair

1. Richard Colman VIS 3:18.56; 2. Daniel Trevor O'Dwyer NZL 3:30.64; 3. Xavier Elsworthy VIC 3:59.89.

Shot Put Wheelchair

1. Hamish MacDonald AIS 10.49m; 2. Greg Hibberd ACTA 10.08m; 3. Bryan Stiffall WA 9.37m; 4. Stephen Eaton QAS 8.66m; 5. Damien Bowen WA 7.10m; 6. Frederic Periac ACT 9.09m; 7. Jason Holohan QLD 7.21m; 8. Daniel Trollope QLD 4.44m.

Discus Throw Wheelchair

1. Stephen Eaton QAS 31.34m; 2. Hamish MacDonald AIS 30.87m; 3. Terry Giddy NSW 27.30m; 4. Richard Nicholson ACT 27.52m; 5. Bryan Stiffall WA 27.20m; 6. Frederic Periac ACT 32.71m; 7. Greg Hibberd ACTA 25.22m; 8. Damien Bowen WA 23.74m; 9. Daniel Trollope QLD 13.93m; 10. Jason Holohan QLD 17.43m; 11. Kevin Gaidies NSW 11.01m.

Mixed Javelin Throw Wheelchair

1. Brydee Moore VIC 12.30m; 2. Asti Poole QAS 10.79m; 3. Jason Holohan QLD 22.27m; 4. Bryan Stiffall WA 22.26m; 5. Stephen Eaton QAS 18.62m; 6. Daniel Trollope QLD 14.00m; 7. Cheryl Buscemi-le-brun QLD 9.54m.

2006 RESULTS

AUSTRALIAN INTERSTATE YOUTH (UNDER 18) MATCH

AUSTRALIAN INTERSTATE YOUTH (UNDER 18) MATCH

Sydney Olympic Park Athletic Centre

New South Wales

February 4-5, 2006

Final point scores

| | |
|---------------------------------|-----|
| 1. New South Wales | 295 |
| 2. Victoria | 258 |
| 3. Tasmania | 197 |
| 4. Queensland | 178 |
| 5. Australian Capital Territory | 157 |
| 6. South Australia | 71 |

WOMEN

100 Metres

(w:-1.8) 1. Breanna Bartlett VIC 12.73; 2. Laura Duncan NSW 12.80; 3. Brooke Sawyer-Collins SA 12.83; 4. Sophie Broadhead ACT 12.98; 5. Hannah Chapman TAS 13.22; 6. Stacey Hearne QLD 13.30.

200 Metres

(w:-1.7) 1. Laura Duncan NSW 25.67; 2. Kristyn Mackrell QLD 25.80; 3. Tara White VIC 26.06; 4. Sophie Broadhead ACT 26.14; 5. Kate Mudge TAS 26.54.

400 Metres

1. Angeline Blackburn ACT 55.74; 2. Kristyn Mackrell QLD 56.85; 3. Sian Mowbray NSW 57.42; 4. Jessie Couch VIC 57.57; 5. Bridgid Connolly SA 58.90; 6. Kate Mudge TAS 60.30.

800 Metres

1. Bridgid Connolly SA 2:16.78; 2. Samantha Williams NSW 2:19.22; 3. Kate Van Homrigh QLD 2:24.55; 4. Jessie Couch VIC 2:28.29; 5. Sophie Ireland TAS 2:28.46; 6. Kayler Torley ACT 2:30.44.

1500 Metres

1. Alexis McKillop NSW 4:36.35; 2. Courtney Gilfillan QLD 4:38.83; 3. Melissa Bell VIC 4:42.42; 4. Elyse Jenkins TAS 4:52.05; 5. Kayler Torley ACT 5:14.16.

3000 Metres

1. Kerrie Simpson NSW 10:21.00; 2. Elyse Jenkins TAS 10:29.44; 3. Anne Southgate ACT 11:04.70; 4. Lauren Drennan VIC 12:10.98.

100 Metres Hurdles

(w:-1.5) 1. Brittney McGlone ACT 14.64; 2. Kelly Clement SA 15.09; 3. Jaimeilee Page QLD 15.44; 4. Claire Wheaton VIC 15.76; 5. Kylee Gluskie TAS 18.70.

400 Metres Hurdles

1. Brittney McGlone ACT 63.24; 2. Courtney Gilfillan QLD 68.85; 3. Sally Meagher NSW 71.50; 4. Kimberley Boyce VIC 71.68.

2000 Metres Steeplechase

1. Alexis McKillop NSW 7:16.29; 2. Anne Southgate ACT 7:25.07; 3. Melissa Bell VIC 7:25.11; 4. Sophie Ireland TAS 8:01.71; Natasha Sorensen QLD DNF.

3000 Metres Walk

1. Shannon Jennings NSW 14:18.94; 2. Natasha Sorensen QLD 16:08.70; 3. Lauren Drennan VIC 16:09.16.

4 x 100 Metres Relay

1. NSW (Renee Costello, Laura Duncan, Emily Costello, Jacinta Doyle) 49.22; 2. VIC (Rita Azzopardi, Breanna Bartlett, Claire Wheaton, Tara White) 49.31; 3. QLD (Jaimeilee Page, Kristyn Mackrell, Stacey Hearne, Kate Van Homrigh) 49.98; 4. TAS (Lauren Vaessen, Kate Mudge, Elyse Jenkins, Hannah Chapman) 52.95; ACT (Sophie Broadhead, Brittney McGlone, Amy McLrick, Angeline Blackburn) DQ.

1000 Sprint Medley

1. ACT (Melissa Breen, Sophie Broadhead, Brittney McGlone, Angeline Blackburn) 2:14.83; 2. NSW (Emily Costello, Laura Duncan, Jacinta Doyle, Sian Mowbray) 2:15.60; 3. VIC (Kimberley Boyce, Jessie Couch, Rita Azzopardi, Breanna Bartlett) 2:19.27; 4. QLD (Jaimeilee Page, Stacey Hearne, Kristyn Mackrell, Kate Van Homrigh) 2:19.67; 5. TAS (Hannah Chapman, Lauren Vaessen, Kate Mudge, Elyse Jenkins) 2:32.96.

High Jump

1. Trudy Thompson NSW 1.65m; 2. Brooke Nicholson VIC 1.55m; 3. Hannah Chapman TAS 1.50m.

Pole Vault

1. Jennifer Chan VIC 3.45m; 2. Renee Costello NSW 3.15m; 3. Lauren Vaessen TAS 2.60m.

Long Jump

1. Amy McLrick ACT 5.51m(+1.7); 2. Catherine Coventry VIC 5.33m(-1.0); 3. Jacinta Doyle NSW 5.31m(+1.3); 4. Kylee Gluskie TAS 4.94m(+1.3); 5. Jaimeilee Page QLD 4.63m(+2.1).

Triple Jump

1. Ashley McBurney NSW 12.26m (+4.0); 2. Catherine Coventry VIC 11.70m (+1.7); 3. Catherine Wild-Taylor ACT 11.21m(+1.0); 4. Lauren Vaessen TAS 10.73m (+1.9).

Shot Put

1. Lomana Fagatuai NSW 13.88m; 2. Kimberley Mulhall VIC 13.76m; 3. Jasmin Wozniak ACT 9.82m; 4. Natalie Daniels TAS 9.52m; 5. Ashley Wakeford QLD 8.28m.

Discus Throw

1. Kimberley Mulhall VIC 45.12m; 2. Lomana Fagatuai NSW 42.46m; 3. Karen Clarke ACT 37.09m; 4. Kate Nalder QLD 32.92m; 5. Celeste McFarlane TAS 26.30m.

Hammer Throw

1. Natalie Prior NSW 46.94m; 2. Ashley Wakeford QLD 38.85m; 3. Melissa Hodgson VIC 36.04m; 4. Jasmin Wozniak ACT 22.90m; 5. Celeste McFarlane TAS 20.05m.

Javelin Throw

1. Kate Shierlaw SA 43.80m; 2. Karen Clarke ACT 42.38m; 3. Sally Page NSW 39.67m; 4. Catriona McNab VIC 37.72m; 5. Kate Nalder QLD 29.58m; 6. Natalie Daniels TAS 29.02m.

MEN

100 Metres

(w:-0.6) 1. James McMahon QLD 11.41; 2. Patrick Fayike NSW 11.73; 3. Tom Carling SA 11.80; 4. Callum James TAS 11.88; 5. Alex Jaunozols VIC 11.89.

200 Metres

(w:-2.0) 1. Daniel Martin VIC 22.56; 2. Srdjan Veselinovic NSW 23.18; 3. Aaron Griggs TAS 23.25; 4. James McMahon QLD 23.38; 5. Tom Carling SA 24.03.

400 Metres

1. David Teasedale VIC 49.09; 2. Daniel Jones NSW 50.35; 3. James Dirou ACT 50.69; 4. Aaron Griggs TAS 50.89; 5. Corey Wake QLD 52.78; 6. Brad Wilson SA 55.59.

800 Metres

1. Joel Smythe VIC 1:56.26; 2. Dave Bradney NSW 1:56.98; 3. James Dirou ACT 2:00.52; 4. Jayden Welch TAS 2:01.96; 5. Blayne Arnold QLD 2:05.78.

1500 Metres

1. Mitchell Ryan NSW 4:12.30; 2. Mitchell Lamb ACT 4:14.19; 3. Daniel Bulmer QLD 4:16.76; 4. Nathan Carr VIC 4:20.45; 5. Jayden Welch TAS 4:35.05.

3000 Metres

1. Mitchell Ryan NSW 9:10.64; 2. Bart McPherson ACT 9:14.85; 3. Troy Duncan VIC 9:20.85; 4. Daniel Bulmer QLD 9:28.31; 5. Alex Spinks TAS 9:29.55.

110 Metres Hurdles

(w:+0.3) 1. Daniel Martin VIC 14.68; 2. Leo Dulay NSW 15.41; 3. Joshua Parsons ACT 16.76; 4. Jacob Grubb TAS 17.45.

400 Metres Hurdles

1. Andrew Hogan VIC 55.68; 2. Peter Want NSW 59.40; 3. Corey Wake QLD 60.08; 4. Josh Harris TAS 61.71.

2000 Metres Steeplechase

1. Troy Duncan VIC 6:18.55; 2. Jamie Sherson NSW 6:30.68; 3. Josh Harris TAS 6:32.32; 4. Bart McPherson ACT 6:40.60; 5. Blayne Arnold QLD 6:46.92.

3000 Metres Walk

1. Daniel Coleman TAS 13:10.74; 2. Brook Keys NSW 13:23.02; 3. Brendon Reading ACT 13:24.36; 4. Ben Henman SA 15:18.28; 5. Daniel Payne VIC 17:38.87.

4 x 100 Metres Relay

1. VIC (Alex Jaunozols, Daniel Martin, David Krones, David Teasedale) 43.62; 2. NSW (Chris Dodd, Patrick Fayike, Leo Dulay, Srdjan Veselinovic) 43.66; 3. TAS (Jacob Grubb, Aaron Griggs, Jayden Welch, Callum James) 45.74; QLD (Andrew Allen-Sympson, James McMahon, Corey Wake, Blayne Arnold) DQ.

1000 Metres Sprint Medley

1. VIC (David Teasedale, David Krones, Nathan Carr, Joel Smythe) 2:02.45; 2. NSW (Patrick Fayike, Srdjan Veselinovic, Peter Want, Daniel Jones) 2:02.73; 3. TAS (Jacob Grubb, Aaron Griggs, Callum James, Jayden Welch) 2:07.53; 4. QLD (Jamie Keehn, James McMahon, Corey Wake, Blayne Arnold) 2:13.56.

AUSTRALIAN INTERSTATE YOUTH (UNDER 18) MATCH (CONTINUED)

High Jump

1. Andrew Allen-Sympson QLD 1.95m; 2. Toby Campain TAS 1.95m; 3. Chris Dodd NSW 1.85m; 4. Brendon Reading ACT 1.85m; 5. Andrew Hogan VIC 1.80m.

Pole Vault

1. Blake Lucas NSW 4.15m; 2. Mitchell Wake QLD 3.40m; 3. Matthew Bews VIC 3.20m; Toby Campain TAS NH.

Long Jump

1. Jared Hunter SA 6.58m(-0.4); 2. Chris Dodd NSW 6.56m(+1.1); 3. Andrew Allen-Sympson QLD 6.41m (-0.1); 4. Jamie Iles TAS 5.91m(+2.7); 5. Joshua Parsons ACT 5.74m(+0.3); 6. Alex Jaunozols VIC 5.29m(+0.3).

Triple Jump

1. Jared Hunter SA 14.39m(+4.3); 2. Robert Falchi NSW 13.94m(+3.6); 3. Jamie Iles TAS 12.73m(+2.4); 4. David Krones VIC 12.36m(+2.7).

Shot Put

1. Emanuele Fuamatu NSW 19.41m; 2. Andrew Welch QLD 13.92m; 3. Huw Peacock TAS 12.63m; 4. Daniel Payne VIC 5.56m.

Discus Throw

1. Andrew Welch QLD 61.39m; 2. Emanuele Fuamatu NSW 50.66m; 3. Hamish Peacock TAS 43.22m; 4. Matthew Bews VIC 22.85m.

Hammer Throw

1. Huw Peacock TAS 34.67m; 2. Brysen Fraser NSW 32.43m; 3. Nathan Carr VIC 19.96m.

Javelin Throw

1. Hamish Peacock TAS 62.01m; 2. Jamie Keehn QLD 59.68m; 3. Michael Cox NSW 47.60m; 4. David Teasedale VIC 38.79m.

2006 RESULTS

AUSTRALIAN UNDER 20 & UNDER 23 ATHLETICS CHAMPIONSHIPS

AUSTRALIAN U/20 & U/23 ATHLETICS CHAMPIONSHIPS – WOMEN

Santos Stadium

Mile End, Adelaide, South Australia

March 31 – April 2, 2006

WOMEN UNDER 20

100 Metres

Heat 1: (w:-1.9) 1. Laura Verlinden NSW 12.14Q; 2. Kate Leitch QLD 12.53Q; 3. Sherena Mulgrave VIC 12.56Q; 4. Laura Duncan NSW 12.71q; 5. Laura Whaler NSW 12.74; 6. Kassy-dee Hill QLD 13.13;

Heat 2: (w:-2.1) 1. Jess Gulli VIC 12.23Q; 2. Elizabeth Jenkins NSW 12.45Q; 3. Briony Kanard NSW 12.60Q; 4. Rochelle Coster NZL 12.68q; 5. Dominica Jenkins NSW 12.76; 6. Brooke Sawyer-collins SA 12.78; 7. Claire Ridley QLD 12.95. **Final:** (w:-1.0) 1. Laura Verlinden NSW 12.02; 2. Jess Gulli VIC 12.14; 3. Kate Leitch QLD 12.39; 4. Elizabeth Jenkins NSW 12.47; 5. Briony Kanard NSW 12.50; 6. Laura Duncan NSW 12.57; 7. Sherena Mulgrave VIC 12.58; 8. Rochelle Coster NZL 12.77.

200 Metres

Heat 1: (w:-0.4) 1. Jacqueline Davies QLD 24.23Q; 2. Jess Gulli VIC 24.28Q; 3. Elizabeth Jenkins NSW 25.54Q; 4. Laura Whaler NSW 25.59; 5. Katherine Robb SA 25.70; 6. Sherena Mulgrave VIC 25.71; 7. Claire Ridley QLD 26.56; **Heat 2:** (w:0.0) 1. Laura Verlinden NSW 24.63Q; 2. Kate Leitch QLD 24.71Q; 3. Angeline Blackburn ACT 24.89Q; 4. Kristyn Mackrell QLD 25.01q; 5. Laura Duncan NSW 25.35q; 6. Briony Kanard NSW 25.88. **Final:** (w:+0.8) 1. Kate Leitch QLD 24.45; 2. Laura Verlinden NSW 24.56; 3. Jess Gulli VIC 24.57; 4. Kristyn Mackrell QLD 24.93; 5. Angeline Blackburn ACT 25.06; 6. Laura Duncan NSW 25.59; 7. Elizabeth Jenkins NSW 25.76; Jacqueline Davies QLD DQ.

400 Metres

Heat 1: 1. Jacqueline Davies QLD 55.27Q; 2. Stacey Dietrich VIC 56.91Q; 3. Sarah Thomas SA 57.05Q; 4. Sian Mowbray NSW 57.32; 5. Bridgid Connolly SA 57.67; 6. Morgan Coulton NZL 57.91; 7. Charlotte Osborne NZL 58.32; 8. Courtney Guy NSW 59.10; **Heat 2:** 1. Angeline Blackburn ACT 56.14Q; 2. Katherine Robb SA 56.63Q; 3. Katherine Katsanevakis VIC 56.77Q; 4. Lauren Boden ACT 56.84q; 5. Suzie Knight VIC 57.16q; 6. Kristyn Mackrell QLD 57.95; 7. Caitlin Stanley SA 58.03; 8. Jo Slater NZL 59.23; 9. Amanda Morris NSW 59.54.

Final: 1. Jacqueline Davies QLD 54.41; 2. Angeline Blackburn ACT 55.50; 3. Katherine Robb SA 56.38; 4. Suzie Knight VIC 56.50; 5. Lauren Boden ACT 57.15; 6. Stacey Dietrich VIC 57.32; 7. Sarah Thomas SA 57.75; 8. Katherine Katsanevakis VIC 57.82.

800 Metres

Heat 1: 1. Katherine Katsanevakis VIC 2:14.20Q; 2. Sianne Toemoe NSW 2:15.24Q; 3. Rebel Hendrie WA 2:16.27Q; 4. Laura Rowe SA 2:17.19q; 5. Anneli Uys VIC 2:18.11; 6. Bianca Lawrie NZL 2:25.53; **Heat 2:** 1. Brooke Simpson NSW 2:14.00Q; 2. Emma Walsh NSW 2:15.36Q; 3. Zoe Buckman ACT 2:15.76Q; 4. Alexandra Lavale VIC 2:16.26q; 5. Ashley Aitken NZL 2:22.34; 6. Rhea Danner SA 2:24.05. **Final:** 1. Zoe Buckman ACT 2:05.59; 2. Katherine Katsanevakis VIC 2:05.90; 3. Brooke Simpson NSW 2:07.13; 4. Sianne Toemoe NSW 2:07.15; 5. Rebel Hendrie WA 2:11.74; 6. Emma Walsh NSW 2:14.05; 7. Alexandra Lavale VIC 2:14.35; 8. Laura Rowe SA 2:15.85.

1500 Metres

1. Brooke Simpson NSW 4:27.58; 2. Zoe Buckman ACT 4:27.71; 3. Georgia Kaidonis SA 4:34.01; 4. Courtney Gilfillan QLD 4:37.38; 5. Anneli Uys VIC 4:43.93.

100 Metres Hurdles

Heat 1: (w:+1.3) 1. Fiona Morrison NZL 14.48Q; 2. Jess Gulli VIC 14.63Q; 3. Kassy-dee Hill QLD 14.67Q; 4. Jessie Shea NSW 15.14q; 5. Kimberley Robinson WA 15.23q; **Heat 2:** (w:-1.5) 1. Tara Holt NSW 14.24Q; 2. Megan Wheatley WA 14.51Q; 3. Lauren Boden ACT 14.85Q; 4. Charlotte Yeates NSW 15.25; 5. Sarah Evans VIC 15.25; 6. Kelly Clement SA 15.25. **Final:** (w:-1.3) 1. Tara Holt NSW 14.26; 2. Fiona Morrison NZL 14.60; 2. Jess Gulli VIC 14.60; 4. Megan Wheatley WA 14.66; 5. Kassy-dee Hill QLD 14.70; 6. Lauren Boden ACT 14.96; 7. Jessie Shea NSW 15.39; 8. Kimberley Robinson WA 15.77.

400 Metres Hurdles

Heat 1: 1. Evie Maguire VIC 63.50Q; 2. Sarah Evans VIC 63.61Q; 3. Amanda Morris NSW 64.07Q; 4. Emily Johnson NSW 64.65q; 5. Lauren McAdam QLD 70.11; **Heat 2:** 1. Katherine Crierie WA 62.29Q; 2. Tarin Nevin NSW 63.04Q; 3. Stacey Dietrich VIC 63.44Q; 4. Fiona Morrison NZL 64.40q; 5. Chloe Butler QLD 67.41; 6. Rachel Pederson NSW 67.89. **Final:** 1. Stacey Dietrich VIC 61.33; 2. Tarin Nevin

NSW 61.62; 3. Katherine Crierie WA 62.03; 4. Emily Johnson NSW 63.07; 5. Sarah Evans VIC 63.46; 6. Amanda Morris NSW 64.58; 7. Fiona Morrison NZL 65.69.

3000 Metres Steeplechase

1. Georgia Kaidonis SA 10:42.58; 2. Rebecca Lowe NSW 10:50.40; 3. Ashlea Gilfillan QLD 11:02.83; Jessica Gilfillan QLD DNF.

10,000 Metres Walk

1. Tanya Holliday SA 48:42.15; 2. Fiona Alldis NSW 50:24.29; 3. Cassandra Staples NSW 53:18.82; 4. Stephanie Stigwood SA 55:32.48; 5. Fauve Jacobs VIC 55:46.42.

High Jump

1. Catherine Drummond QLD 1.79m; 2. Sophia Begg NSW 1.79m; 3. Sarah Saddleton NZL 1.76m; 4. Sally Carter SA 1.76m; 5. Veronica Kirby VIC 1.76m; 6. Sheridan Seekamp SA 1.73m; 7. Hannah Alderton VIC 1.70m; 8. Janelle O'Sullivan VIC 1.70m; 9. Lauren Bale QLD 1.55m.

Pole Vault

1. Jamie Scroop SA 3.75m; 2. Rachel Birtles WA 3.75m; 3. Jacqui Williams VIC 3.45m; 4. Sarah Green WA 3.45m; 5. Julia Brown NZL 3.30m; 6. Lauren Vaessen TAS 2.80m; Miranda Tiong WA NH; Leah Cooper TAS NH; Charmaine Lucock QLD NH.

Long Jump

1. Kiri Kendall NZL 5.89m(+3.2); 2. Megan Wheatley WA 5.83m(+2.6); 3. Tracey Barnett QLD 5.56m(+1.2); 4. Meggan O'Riley SA 5.46m(+2.5).

Triple Jump

1. Tahnee Reynolds-Hopkins WA 12.49m (+1.0); 2. Tracey Barnett QLD 12.26m (0.0); 3. Tenika Demamiel WA 12.13m (+0.7); 4. Nneka Okpala NZL 12.09m (+1.3); 5. Kiri Kendall NZL 12.01m (+1.6); 6. Meggan O'Riley SA 11.70m (+2.3); 7. Natalia Kremenchutska VIC 11.42m (+0.7); 8. Michelle Willey NSW 11.34m (+1.9); 9. Mikaela Read NSW 11.27m (+0.3); Alysha House NSW ND.

Shot Put

1. Lomana Fagatuai NSW 13.98m; 2. Christie Chamberlain NSW 12.78m; 3. Annabel Thomson NSW 12.73m; 4. Vika Lolo NSW 12.54m; 5. Megan Wheatley WA 10.83m.

Discus Throw

1. Vika Lolo NSW 47.34m; 2. Lomana Fagatuai NSW 46.09m; 3. Christie Chamberlain NSW 45.67m; 4. Annabel Thomson NSW 44.89m; 5. Sharmane Motuliki NSW 44.37m; 6. Natalie Debeljuh VIC 39.32m; 7. Jess Wedd SA 38.91m.

Hammer Throw

1. Natalie Prior NSW 49.58m; 2. Natalie Debeljuh VIC 49.08m; 3. Christina Luzi NSW 47.50m; 4. Ashleigh Mumberson NSW 43.78m; 5. Melissa Hilder NSW 43.11m; 6. Rebecca O'Dea SA 39.13m; 7. Alison Hilder NSW 30.72m; 8. Ashleigh Bailey WA 30.17m; 9. Susannah Craig NSW 25.07m.

Javelin Throw

1. Annabel Thomson NSW 53.33m; 2. Zoe Pelbart NSW 50.65m; 3. Laura Cornford NSW 50.15m; 4. Kate Shierlaw SA 44.70m; 5. Keshia Grant NZL 44.32m; 6. Kira Ambry VIC 44.29m; 7. Lauren Bale QLD 41.75m; 8. Sara Jaric SA 38.19m; 9. Sonia Weatherley QLD 37.16m.

WOMEN UNDER 23

100 Metres

(w:+1.7) 1. Rebecca Negus QLD 11.97; 2. Alison Glapa NSW 12.11; 3. Morgan Whiley TAS 12.14; 4. Keatyn Windley NSW 12.17; 5. Pip Kehoe QLD 12.48; 6. Kate Mandalovic SA 12.53; 7. Leanne Hodge SA 12.57; 8. Jessica Allan VIC 12.58.

200 Metres

Heat 1: (w:-2.9) 1. Rebecca Negus QLD 25.03Q; 2. Monique Williams NZL 25.16Q; 3. Alison Glapa NSW 25.89Q; 4. Cara White VIC 25.99q; 5. Leanne Hodge SA 26.16q; **Heat 2:** (w:-2.8) 1. Pirrenee Steinert SA 25.31Q; 2. Morgan Whiley TAS 25.54Q; 3. Keatyn Windley NSW 25.77Q; 4. Pip Kehoe QLD 26.27; 5. Kate Mandalovic SA 26.28; 6. Jessica Allan VIC 26.79. **Final:** (w:-2.7) 1. Monique Williams NZL 24.67; 2. Rebecca Negus QLD 24.73; 3. Pirrenee Steinert SA 24.92; 4. Keatyn Windley NSW 25.09; 5. Morgan Whiley TAS 25.17; 6. Alison Glapa NSW 25.52; 7. Cara White VIC 25.98; 8. Leanne Hodge SA 26.09.

400 Metres

1. Monique Williams NZL 53.92; 2. Pirrenee Steinert SA 54.08; 3. Cara White VIC 54.92; 4. Keatyn Windley NSW 55.81; 5. Lyndsay Pekin WA 56.21; 6. Kara Shackleton NSW 56.94; 7. Abbey Dunn ACT 58.48; 8. Renee Vandenberg NSW 59.55.

AUSTRALIAN U/20 & U/23 ATHLETICS CHAMPIONSHIPS – WOMEN (CONTINUED)

800 Metres

Heat 1: 1. Kate Pedley TAS 2:17.46Q; 2. Kaila McKnight VIC 2:17.87Q; 3. Alyce Gillham QLD 2:17.88Q; 4. Regan Logan QLD 2:17.94q; 5. Emily Hyde SA 2:18.24; **Heat 2:** 1. Margaret Atthow QLD 2:17.56Q; 2. Nikki Donnelly SA 2:17.60Q; 3. Daina Surka QLD 2:17.67Q; 4. Renee Vandenberg NSW 2:17.86q; 5. Melissa Lloyd SA 2:20.11. **Final:** 1. Kate Pedley TAS 2:09.68; 2. Kaila McKnight VIC 2:10.28; 3. Daina Surka QLD 2:10.43; 4. Nikki Donnelly SA 2:11.93; 5. Margaret Atthow QLD 2:14.97; 6. Regan Logan QLD 2:15.51; 7. Renee Vandenberg NSW 2:18.75; 8. Alyce Gillham QLD 2:22.33.

1500 Metres

1. Daina Surka QLD 4:36.96; 2. Margaret Atthow QLD 4:37.41; 3. Nikki Donnelly SA 4:37.69; 4. Kaila McKnight VIC 4:40.54; 5. Rebecca Koziem SA 4:41.15; 6. Eliza Stewart NSW 4:41.16; 7. Emily Hyde SA 4:45.94; 8. Melissa Lloyd SA 4:48.09; 9. Alyce Gillham QLD 5:03.02.

5000 Metres

1. Rebecca Koziem SA 17:35.85; 2. Eliza Stewart NSW 17:37.11; 3. Josie Gellert VIC 17:42.37; 4. Tara Palm SA 17:54.60.

100 Metres Hurdles

(w:0.0) 1. Hayley Cameron NSW 14.44; 2. Lisa Spencer NSW 15.49; 3. Kylie Montgomery SA 16.67.

400 Metres Hurdles

1. Lyndsay Pekin WA 60.84; 2. Kerryn Paull NSW 63.34; 3. Katie Nicholson TAS 64.00; 4. Lisa Spencer NSW 64.80; 5. Alyssa Taylor QLD 65.32; 6. Vivienne Lee VIC 69.85.

3000 Metres Steeplechase

1. Kathryn Archbold NSW 10:47.82; 2. Josie Gellert VIC 11:13.67; 3. Lisa Roberts SA 12:09.23; 4. Cassie Dege NSW 12:58.73.

High Jump

1. Lauren Foote SA 1.74m; 2. Kylie Montgomery SA 1.65m; 3. Jane Brotherton NSW 1.60m.

Pole Vault

1. Jana Tankosic SA 3.75m; 2. Danielle Dwyer TAS 3.30m.

Long Jump

1. Naomi Bligh NSW 6.16m(+2.0).

Triple Jump

1. Kate O'Donnell NSW 12.14m(+0.7); 2. Nicole Choolun QLD 11.87m(+0.4).

Shot Put

1. Jane Brotherton NSW 12.31m; 2. Renee Ward QLD 11.72m; 3. Sharyn Dickson NSW 10.53m.

Discus Throw

1. Rachel Evans NSW 42.06m; 2. Sharyn Dickson NSW 41.97m; 3. Renee Ward QLD 37.41m.

Hammer Throw

1. Lisa Craig NSW 55.16m; 2. Anita Millington TAS 47.60m; 3. Haruka Murata VIC 45.30m; 4. Sharyn Dickson NSW 40.32m; 5. Jacqui Emms SA 38.40m.

Javelin Throw

1. Katherine Worotnicki VIC 40.44m.

AUSTRALIAN U/20 & U/23 ATHLETICS CHAMPIONSHIPS – MEN

MEN UNDER 20

100 Metres

Heat 1: (w:NWI) 1. Aaron Rouge-Serret VIC 10.91Q; 2. Brandon Galic ACT 11.07Q; 3. Andrew Yong QLD 11.19Q; 4. Duan Daley NSW 11.25; 5. Lucas Mata WA 11.27; 6. Jarrad Gaunt QLD 11.50; 7. Dale Woodhams SA 11.60; 8. Ian Hinton NSW 11.85; **Heat 2:** (w:-1.4) 1. Todd Bateman SA 11.06Q; 2. Robbie Baskin NSW 11.13Q; 3. Kieran Nielsen QLD 11.13Q; 4. Kyle Manu NZL 11.16q; 5. Brendan Watt ACT 11.18q; 6. Harry Egan NSW 11.21; 7. Joshua Ross VIC 11.22; 8. Christofer Hickey QLD 11.26. **Final:** (w:-1.3) 1. Aaron Rouge-Serret VIC 10.87; 2. Brandon Galic ACT 10.93; 3. Todd Bateman SA 10.95; 4. Robbie Baskin NSW 11.08; 5. Andrew Yong QLD 11.11; 6. Kyle Manu NZL 11.20; 7. Brendan Watt ACT 11.23; 8. Kieran Nielsen QLD 11.28.

200 Metres

Heat 1: (w:+1.6) 1. Kurt Mulcahy NSW 21.98Q; 2. Dylan Grant QLD 22.02Q; 3. Harry Egan NSW 22.03Q; 4. Robbie Baskin NSW 22.40q; 5. Lucas Mata WA 22.43; **Heat 2:** (w:-0.8) 1. Aaron Vanderent NSW 21.69Q; 2. Jaryd Cowley NSW 22.13Q; 3. Joshua Ross VIC 22.17Q; 4. Sam Crosswell TAS 22.29q; 5. Jarrad Gaunt QLD 22.49; 6. Kieran Nielsen QLD 22.51. **Final:** (w:+1.2) 1. Aaron Vanderent NSW 21.53; 2. Kurt Mulcahy NSW 21.60; 3. Harry Egan NSW 21.91; 4. Jaryd Cowley NSW 21.97; 5. Dylan Grant QLD 22.12; 6. Sam Crosswell TAS 22.24; 7. Robbie Baskin NSW 22.36.

400 Metres

Heat 1: 1. Andrew Underwood NZL 48.27Q; 2. Alexander Bubner SA 48.29Q; 3. Tristan Garrett NSW 48.55Q; 4. James D'Alfonso VIC 48.63q; 5. Tyson Smith QLD 49.70; 6. Alex Kostov VIC 49.89; 7. Simon Curwood QLD 51.32; 8. Brett Zamudio NSW 51.90; **Heat 2:** 1. Dylan Stanton QLD 48.24Q; 2. Kurt Mulcahy NSW 48.48Q; 3. Chris Kangars VIC 48.50Q; 4. Peter Gregoriou NSW 48.62q; 5. Jaryd Cowley NSW 48.69; 6. Ray Williams WA 48.92; 7. Clay Watkins SA 49.17; 8. Blake Vanderwoude NSW 50.40. **Final:** 1. Alexander Bubner SA 47.75; 2. Dylan Grant QLD 47.79; 3. Kurt Mulcahy NSW 48.01; 4. Andrew Underwood NZL 48.17; 5. Peter Gregoriou NSW 48.18; 6. James D'Alfonso VIC 48.44; 7. Tristan Garrett NSW 48.61; 8. Chris Kangars VIC 49.64.

800 Metres

Heat 1: 1. Lachlan Renshaw NSW 1:57.95Q; 2. Nick Toohey QLD 1:58.10Q; 3. Jacob Coom NZL 1:58.18Q; 4. James Boden SA 1:58.62; 5. Benjamin Jarvis WA 1:58.98; 6. Karl Stacey QLD 1:59.32; 7. Ruben Arunasalam VIC 1:59.65; **Heat 2:** 1. Ryan Foster TAS 1:53.85Q; 2. James Fisher NZL 1:53.86Q; 3. Christopher Stapleton SA 1:54.01Q; 4. Mitchell Ryan NSW 1:54.16q; 5. Matthew Fox QLD 1:54.36q; 6. Navin Arunasalam VIC 1:54.89; 7. Ben Connor VIC 1:55.43; 8. Gavin Mace TAS 2:03.84. **Final:** 1. Lachlan Renshaw NSW 1:50.70; 2. Matthew Fox QLD 1:51.33; 3. Ryan Foster TAS 1:53.61; 4. Nick Toohey QLD 1:54.84; 5. James Fisher NZL 1:54.85; 6. Mitchell Ryan NSW 1:55.73; 7. Jacob Coom NZL 1:56.94; 8. Christopher Stapleton SA 2:19.96.

1500 Metres

1. Matthew Mildenhall NZL 3:48.66; 2. Adam Graham QLD 3:49.74; 3. Brenton Rowe VIC 3:52.11; 4. Ben Guest NSW 3:53.41; 5. Nick Toohey QLD 3:54.23; 6. Matthew Fox QLD 3:59.05; 7. Tim Page NSW 3:59.24; 8. Mitchell Ryan NSW 3:59.61; 9. Courtney Carter WA 4:09.49; 10. Matthew Rando NSW 4:14.07.

5000 Metres

1. Matthew Bayley VIC 14:42.09; 2. Ben Guest NSW 15:15.25; 3. Matt Daley QLD 15:24.80; 4. Courtney Carter WA 15:48.48.

110 Metres Hurdles

Heat 1: (w:+0.6) 1. Adam Slezak NSW 14.23Q; 2. Matthew Blair VIC 14.57Q; 3. Sam Giatrakos SA 14.88Q; 4. Ben Rickards TAS 15.05; 5. Antony Drinkwater-Newman QLD 15.48; Robert Musgrave NZL DNF; **Heat 2:** (w:0.0) 1. Daniel Small NSW 14.37Q; 2. Lachlan Stanton QLD 14.43Q; 3. Brett Watton NSW 14.54Q; 4. Ben Khongbut VIC 14.86q; 5. Luke Devenish WA 14.95q; 6. Theo Oostveen VIC 15.28. **Final:** (w:-1.1) 1. Lachlan Stanton QLD 14.11; 2. Adam Slezak NSW 14.29; 3. Brett Watton NSW 14.42; 4. Matthew Blair VIC 14.44; 5. Daniel Small NSW 14.73; 6. Sam Giatrakos SA 15.09; 7. Luke Devenish WA 15.25; 8. Ben Khongbut VIC 15.48.

400 Metres Hurdles

1. Andrew Yong QLD 53.66; 2. Peter Gregoriou NSW 55.73; 3. Kiel Mannix NSW 56.37; 4. Robert Musgrave NZL 56.93; 5. Harry George VIC 57.28; 6. Sam Giatrakos SA 57.50; 7. Felipe De Castro Cruz WA 77.60; Mark Watts NSW DNF.

AUSTRALIAN U/20 & U/23 ATHLETICS CHAMPIONSHIPS – MEN (CONTINUED)

3000 Metres Steeplechase

1. Benjamin Ashkettle VIC 9:23.09; 2. Matthew Johnsen ACT 9:26.56; 3. Julian Lennon WA 9:30.41; 4. Ryan Christian VIC 9:37.84; 5. Aaron Jackson NZL 9:40.20; 6. Matthew Rando NSW 9:41.73; 7. Tim Morrison SA 9:50.24.

10,000 Metres Walk

1. Ian Rayson NSW 44:43.75; 2. Brook Keys NSW 46:28.96; 3. Daniel Coleman TAS 46:43.75; 4. Brendon Reading ACT 47:00.75; 5. Adam Dunn SA 52:35.40.

High Jump

1. Liam Zamel-Paéz QLD 2.18m; 2. Dean Wood NSW 2.05m; 3. William Crayford NZL 2.05m; 4. Cal Pearce QLD 2.00m; 4. Joshua Heap QLD 2.00m; 6. Simon Cohen NSW 1.95m; 7. Duncan Noble NZL 1.95m; 7. Ben Rickards TAS 1.95m; 9. Cormac Waters SA 1.90m.

Pole Vault

1. Laszlo Dobo SA 4.50m; 2. Matthew Fryer NSW 4.50m; 3. Travis Hayto WA 4.10m; 4. Mitch Fox SA 4.00m; 5. Richard Thomas SA 3.60m; Matei Tzvetanov WA NH; Matthew Boyd QLD NH; Michael Leask WA NH.

Long Jump

1. Robert Crowther AIS 7.74m (+4.1); 2. Luke Vaessen TAS 7.05m (+4.5); 3. Dale Jenner NSW 7.03m (+3.5); 4. Sam Rodgers NSW 7.00m (+2.1); 5. Wally Meekin WA 6.98m (+1.1); 6. Julius Nyambane QLD 6.91m (+2.8); 7. Sam Giatrakos SA 6.69m (+4.1); 8. Jordan Vandermade NZL 6.43m (+2.5); 9. Scott McLeod-Robertson QLD 6.33m (+1.0).

Triple Jump

1. Wally Meekin WA 14.95m (+0.2); 2. Robert Crowther AIS 14.88m (0.0); 3. Aidan Mol SA 14.72m (-1.6); 4. Jared Hunter SA 14.63m (+1.0); 5. Tony Blumson SA 14.54m (+1.3); 6. Keegan Ontong ACT 14.29m (+0.7); 7. Alex Lorrway ACT 14.27m (-0.3); 8. Charles Nicolson NZL 14.25m (+1.3); 9. Mark Lawrence QLD 14.07m (+1.5); 10. Josh Plummer NSW 13.94m (+0.3); 11. Dean Wood NSW 13.93m (+1.1); 12. Henry Frayne SA 13.85m (+0.3); 13. Scott McLeod-Robertson QLD 13.66m (+1.2); Branko Jaric SA FOUL.

Shot Put

1. Emanuele Fuamatu NSW 17.17m; 2. Joe Stevens QLD 17.11m; 3. Todd Hodgetts TAS 16.10m; 4. Anthony Dorrell QLD 15.61m; 5. Jordan Vandermade NZL 14.98m; 6. Stewart McLaughlin SA 14.34m; 7. Ben Cranney NSW 14.12m; 8. Matthew Scott VIC 13.01m; 9. Ian Hinton NSW 11.67m.

Discus Throw

1. Andrew Welch QLD 53.95m; 2. Dale Stevenson VIC 49.17m; 3. Ben Cranney NSW 48.06m; 4. Jordan Vandermade NZL 44.59m; 5. Jason Day WA 43.09m; 6. Hamish Peacock TAS 41.29m; 7. Colin Harris NSW 40.84m; 8. Marty Sinclair NSW 40.17m.

Hammer Throw

1. Josh Philip VIC 53.17m; 2. Nicholas Summerville NSW 52.88m; 3. Mark Scopacasa SA 50.89m; 4. Todd Hodgetts TAS 49.44m; 5. Colin Harris NSW 38.95m.

Javelin Throw

1. Nathan Burgess VIC 68.19m; 2. Jeremy Cocks NSW 65.05m; 3. Hamish Peacock TAS 63.11m; 4. Lukas Cannan NSW 61.45m; 5. Tom Hall QLD 61.22m.

MEN UNDER 23

100 Metres

Heat 1: (w:+3.5) 1. Adam Miller AIS 10.55Q; 2. Thomas Scott NSW 10.82Q; 3. Jake Jarvis-Bardy SA 10.90Q; 4. Robert Marks NSW 10.98q; 5. Liam Smith WA 11.09; **Heat 2:** (w:+1.9) 1. Matt Davies QLD 10.90Q; 2. Justin Merlino NSW 10.93Q; 3. Andrew Storer WA 10.93Q; 4. Westley Le Breux NSW 10.96q; 5. Graeme Read NZL 11.00; 6. Matt Lynch NSW 11.06. **Final:** (w:-1.0) 1. Adam Miller AIS 10.63; 2. Thomas Scott NSW 10.83; 3. Matt Davies QLD 10.94; 4. Jake Jarvis-Bardy SA 11.07; 5. Andrew Storer WA 11.10; 6. Westley Le Breux NSW 11.10; 7. Robert Marks NSW 11.22; 8. Justin Merlino NSW 17.94.

200 Metres

(w:-3.1) 1. Adam Miller AIS 21.56; 2. Graeme Read NZL 21.79; 3. Nicholas Boylett QLD 22.23; 4. Thomas Scott NSW 22.25; 5. Matt Davies QLD 22.40; 6. John Thornell NSW 22.40; 7. Matt Lynch NSW 22.74; 8. Robert Marks NSW 23.07.

400 Metres

1. Gavin Jeffries NSW 47.83; 2. Nicholas Boylett QLD 47.91; 3. Sam Rapson NZL 48.19; 4. Corwin Pusch VIC 48.34; 5. Jarrod Sims SA 48.56; Zane Palmer QLD DQ.

800 Metres

1. Tristan Thomas AIS 1:50.95; 2. Jeffrey Riseley VIC 1:51.51; 3. James Pettigrew VIC 1:53.36; 4. Robert Killmier SA 1:54.36; 5. Andrew Barralet QLD 1:55.02; 6. William Clarke TAS 1:57.04; 7. Zane Palmer QLD 2:08.35.

1500 Metres

1. Andrew White VIC 4:00.65; 2. Benjamin Toomey VIC 4:03.46; 3. Nathan McCubbery QLD 4:03.72; 4. Robert Killmier SA 4:10.08; 5. Daniel Kolsky VIC 4:33.95.

5000 Metres

1. Andrew White VIC 14:37.20; 2. David McNeill VIC 14:38.21; 3. Thomas Do Canto NSW 14:40.41; 4. Benjamin Toomey VIC 15:16.90; 5. Andrew Ferris QLD 16:15.89.

110 Metres Hurdles

(w:-1.4) 1. Justin Merlino NSW 14.51; 2. Mohamad Zeed VIC 14.67; 3. Brent Newdick NZL 14.91; 4. Jacob Holt NSW 15.05; 5. Christopher Barakat NSW 15.14; 6. Byron Smith NZL 15.24; 6. Liam Smith WA 15.24; 8. David Resce SA 16.64; Simon Byrne QLD DNF.

400 Metres Hurdles

1. Leigh Bennett NSW 53.53; 2. Jeffrey Riseley VIC 54.05; 3. James Roff NSW 54.58; 4. Mohamad Zeed VIC 56.56; 5. David Resce SA 56.70; 6. Christopher Johnson WA 56.92; 7. Kieran Cocks NZL 58.44; 8. Brendon Smith QLD 59.50.

3000 Metres Steeplechase

1. Nick Walker NSW 9:44.27; 2. Flynn Boyle QLD 9:53.16; 3. Glenn Roberts WA 9:56.94; 4. Aaron Humphrey TAS 10:41.53; 5. Daniel Kolsky VIC 11:19.72.

High Jump

1. Chris Armet VIC 2.09m; 2. David Baskin VIC 2.09m; 3. John Thornell NSW 2.06m; 4. Jarrod Sims SA 1.95m; 5. Greg Heinrich VIC 1.90m.

Pole Vault

1. Joel Pocklington VIC 4.80m; 2. Jacobus Nel NZL 4.70m; 3. Damian Dickson QLD 4.60m; 3. Assan Nazar NZL 4.60m; 5. Jarrod Sims SA 4.50m; Christopher Johnson WA NH; Tim Pollard VIC NH.

Long Jump

1. John Thornell NSW 7.65m (+2.2); 2. Alwyn Jones SA 7.33m (+1.4); 3. Christopher Barakat NSW 7.19m (+1.4); 4. Nick Wiles NSW 7.02m (+0.8); 5. Andrew Storer WA 6.94m (+0.8); 6. Geoffrey Davis NSW 6.70m (+0.9).

Triple Jump

1. Geoffrey Davis NSW 14.59m (-0.2); 2. Adam Rabone VIC 14.47m (-1.4); 3. Stephen Edwards VIC 14.41m (+0.2); 4. Vayios Koudoumakis WA 14.18m (+0.2).

Shot Put

1. Raffael Laurins VIC 16.17m; 2. Elias Arcondoulis SA 13.23m.

Discus Throw

1. Raffael Laurins VIC 55.74m; 2. Tim Driesen AIS 53.71m; 3. William Higgins NSW 39.94m.

Hammer Throw

1. Tim Driesen AIS 56.27m.

Javelin Throw

1. Johan Smalberger NZL 63.28m; 2. Amila Perera VIC 53.91m; 3. Alan Sperling SA 52.97m.

2006 RESULTS

TELSTRA AUSTRALIAN CLUB CHAMPIONSHIPS

TELSTRA AUSTRALIAN CLUB CHAMPIONSHIPS – WOMEN

Santos Stadium

Mile End, Adelaide, South Australia

April 2, 2006

Final point scores

Women

| | | | |
|----|------------------------------|-----|-----|
| 1. | SA Hills Districts | HDS | 285 |
| 2. | QLD Gold Coast Victory | GCV | 259 |
| 3. | QLD University of Queensland | UQ | 258 |
| 4. | NSW Bankstown Sports | BKS | 251 |
| 5. | SA Tea Tree Gully | TTG | 233 |
| 6. | TAS North Launceston | NLA | 229 |
| 7. | NSW Illawong | IWG | 214 |
| 8. | VIC Box Hill | BOH | 181 |

Men

| | | | |
|----|------------------------------|-----|-------|
| 1. | NSW UTS Northern Suburbs | UTS | 300 |
| 2. | VIC Box Hill | BOH | 275 |
| 3. | QLD University of Queensland | UQ | 271.5 |
| 4. | SA Tea Tree Gully | TTG | 253 |
| 5. | SA Western Districts | WD | 246 |
| 6. | QLD Gold Coast Victory | GCV | 242.5 |
| 7. | NSW Illawong | IWG | 212 |
| 8. | TAS North Launceston | NLA | 134 |

100 Metres A Division

(w:-1.3) 1. Sally McLellan GCV 11.76; 2. Rebecca Negus UQ 12.53; 3. Lynette Viney HDS 12.71; 4. Cara Berry IWG 12.87; 5. Katie Nicholson NLA 13.18; 6. Kimberly Watton BKS 13.36; 7. Cassie Neubauer TTG 13.62; 8. Natalia Kremenchutskaya BOH 13.79.

100 Metres B Division

(w:+0.4) 1. Kate Leitch UQ 12.49; 2. Cara Mkoka HDS 12.88; 3. Nicole Wood TTG 12.91; 4. Jesse Shea BKS 13.19; 5. Lucy Newton GCV 13.26; 6. Lauren Vaessen NLA 13.65; 7. Lucinda Wessels IWG 13.82; 8. Kristine Hopkins BOH 14.23.

400 Metres A Division

1. Caitlin Willis UQ 54.48; 2. Kate Pedley NLA 57.22; 3. Caitlin Stanley HDS 57.75; 4. Alicia Keir IWG 57.85; 5. Meike Flore BKS 57.92; 6. Regan Logan GCV 59.81; 7. Kristine Hopkins BOH 61.97.

400 Metres B Division

1. Lynette Viney HDS 58.57; 2. Tarin Nevin IWG 59.14; 3. Pip Kehoe UQ 59.96; 4. Jessica Gilfillan GCV 60.62; 5. Tara Girolamo TTG 62.62; 6. Kristy Radnidge BKS 63.96; 7. Vivienne Lee BOH 65.13; 8. Madeline Weedon NLA 65.85.

800 Metres A Division

1. Kate Pedley NLA 2:14.59; 2. Daina Surka UQ 2:14.65; 3. Meike Flore BKS 2:14.70; 4. Alicia Keir IWG 2:16.24; 5. Regan Logan GCV 2:16.47; 6. Nikki Donnelly HDS 2:17.28; 7. Kate Wall BOH 2:24.85; 8. Lisa Roberts TTG 2:34.55.

800 Metres B Division

1. Courtney Gilfillan GCV 2:18.84; 2. Margaret Athlow UQ 2:19.41; 3. Jane Mudge HDS 2:23.68; 4. Eliza Stewart BKS 2:25.19; 5. Harriet Hodgkinson BOH 2:26.68; 6. Laura Poppleton TTG 2:31.10; 7. Rachel Mullane IWG 2:36.06; 8. Madeline Weedon NLA 2:44.50.

3000 Metres A Division

1. Eliza Stewart BKS 9:54.76; 2. Jessica Gilfillan GCV 10:00.02; 3. Lee-Ann Turner HDS 10:04.14; 4. Claire Ashworth TTG 10:17.28; 5. Margaret Athlow UQ 11:11.96; 6. Lynda Glasson IWG 11:48.77; 7. Harriet Hodgkinson BOH 11:51.07; 8. Lauren Vaessen NLA 17:25.35.

3000 Metres B Division

1. Jane Mudge HDS 10:03.48; 2. Tonya Heard TTG 10:04.88; 3. Ashlea Gilfillan GCV 10:43.78; 4. Natalie Kolodziej BKS 11:22.65; 5. Kate Wall BOH 12:06.22; 6. Jacqui Stacey UQ 12:22.39; 7. Rachel Mullane IWG 14:36.80; 8. Leah Cooper NLA 17:26.39.

200 Metres Hurdles A Division

(w:NW) 1. Sally McLellan GCV 27.54; 2. Katie Nicholson NLA 28.93; 3. Niketa Patterson IWG 29.57; 4. Jesse Shea BKS 30.17; 5. Rowena Yeomans HDS 30.31; 6. Kelly Clement TTG 30.43; 7. Leana Tilley BOH 33.43; 8. Lauren Bale UQ 34.11.

200 Metres Hurdles B Division

(w:-2.3) 1. Vivienne Lee BOH 31.79; 2. Kimberly Watton BKS 31.82; 3. Sally Carter TTG 33.32; 4. Nicole Choolun UQ 33.50; 5. Rachel Mullane IWG 34.43; 6. Danielle Dwyer NLA 34.94; 7. Cara Mkoka HDS 36.02; Lucy Newton GCV DNF.

TELSTRA AUSTRALIAN CLUB CHAMPIONSHIPS – WOMEN (CONTINUED)

4 x 100 Metres Relay A Division

1. QLD University of Queensland (Pip Kehoe, Rebecca Negus, Kate Leitch, Tracey Barnett) 47.84; 2. QLD Gold Coast Victory (Lucy Newton, Sally McLellan, Jaimelee Page, Charmaine Lucock) 48.19; 3. SA Hills Districts (Caitlin Stanley, Rowena Yeomans, Cara Mkoka, Lynette Viney) 48.72; 4. NSW Bankstown Sports (Jesse Shea, Meike Flore, Jane Brotherton, Amy Sadler) 50.55; 5. NSW Illawong (Kathryn Pryer, Niketa Patterson, Lucinda Wessels, Cara Berry) 50.67; 6. SA Tea Tree Gully (Cassie Neubauer, Tara Girolamo, Kelly Clement, Nicole Wood) 50.81; 7. TAS North Launceston (Leah Cooper, Katie Nicholson, Danielle Dwyer, Kate Pedley) 51.94; 8. VIC Box Hill (Leana Tilley, Kristine Hopkins, Vivienne Lee, Natalia Kremenchutska) 53.01.

Distance Medley (1600 Metres) A Division

1. QLD University of Queensland (Kate Leitch, Rebecca Negus, Daina Surka, Caitlin Willis) 4:03.82; 2. SA Hills Districts (Cara Mkoka, Lynette Viney, Caitlin Stanley, Nikki Donnelly) 4:08.14; 3. QLD Gold Coast Victory (Lucy Newton, Sally McLellan, Courtney Gilfillan, Ashlea Gilfillan) 4:13.96; 4. TAS North Launceston (Lauren Vaessen, Madeline Weedon, Katie Nicholson, Kate Pedley) 4:14.35; 5. NSW Illawong (Cara Berry, Kathryn Pryer, Tarin Nevin, Alicia Keir) 4:14.52; 6. SA Tea Tree Gully (Cassie Neubauer, Kelly Clement, Tara Girolamo, Tonya Heard) 4:23.15; 7. NSW Bankstown Sports (Jesse Shea, Kimberly Watton, Meike Flore, Natalie Kolodziej) 4:27.15; 8. VIC Box Hill (Leana Tilley, Vivienne Lee, Kristine Hopkins, Kate Wall) 4:39.73.

Pole Vault A Division

1. Jamie Scroop HDS 3.55m; 2. Charmaine Lucock GCV 3.55m; 3. Lauren Eley TTG 3.55m; 4. Danielle Dwyer NLA 3.40m.

Pole Vault B Division

1. Tracy Young HDS 3.10m; 2. Lauren Vaessen NLA 2.80m; 3. Sonia Weatherley GCV 2.20m; 4. Lisa Roberts TTG 1.50m; Amy Sadler BKS NH.

Long Jump A Division

1. Michelle Apostolou HDS 5.64m (+1.1); 2. Kelly Clement TTG 5.14m (-1.2); 3. Jane Brotherton BKS 5.07m (-0.9); 4. Tracey Barnett UQ 5.03m (0.0); 5. Sally Page IWG 5.01m (-0.9); 6. Natalia Kremenchutska BOH 4.77m (-0.8); 7. Jaimelee Page GCV 4.76m (-0.5); 8. Madeline Weedon NLA 4.46m (-0.6).

Long Jump B Division

1. Catherine Drummond UQ 5.18m (+0.9); 2. Sally Carter TTG 5.09m (-1.7); 3. Hannah Playford HDS 4.92m (-0.6); 4. Charmaine Lucock GCV 4.75m (+0.3); 5. Amy Sadler BKS 4.74m (-0.7); 6. Danielle Dwyer NLA 4.51m (+0.2); 7. Niketa Patterson IWG 4.39m (-2.0); 8. Veronica Kirby BOH 4.34m(-0.8).

Shot Put A Division

1. Lomana Fagatui BKS 12.44m; 2. Mary Lange HDS 11.99m; 3. Caroline Jackman TTG 11.00m; 4. Anita Millington NLA 9.58m; 5. Lauren Bale UQ 9.39m; 6. Sonia Weatherley GCV 8.84m; 7. Bronwyn Moar IWG 8.59m; 8. Leana Tilley BOH 8.59m.

Shot Put B Division

1. Jane Brotherton BKS 12.13m; 2. Kelly Magain TTG 9.25m; 3. Jenna Maynard IWG 8.31m; 4. Rebecca Negus UQ 8.23m; 5. Cherie Rothery HDS 8.06m; 6. Sarah Goddard GCV 7.74m; 7. Jennifer Chan BOH 6.81m; 8. Leah Cooper NLA 6.41m.

Javelin Throw A Division

1. Laura Cornford BKS 48.51m; 2. Caroline Jackman TTG 39.12m; 3. Lauren Bale UQ 38.50m; 4. Sonia Weatherley GCV 38.12m; 5. Sally Page IWG 37.98m; 6. Kate McKenzie HDS 28.84m; 7. Leah Cooper NLA 16.36m; 8. Veronica Kirby BOH 15.83m.

Javelin Throw B Division

1. Amy Sadler BKS 37.19m; 2. Shannon Staples TTG 33.71m; 3. Lucinda Wessels IWG 30.23m; 4. Catherine Drummond UQ 26.38m; 5. Cherie Rothery HDS 25.83m; 6. Sarah Goddard GCV 25.50m; 7. Anita Millington NLA 15.30m; 8. Jennifer Chan BOH 14.38m.

TELSTRA AUSTRALIAN CLUB CHAMPIONSHIPS – MEN

200 Metres A Division

(w:+1.1) 1. Mark Ormrod TTG 21.37; 2. Duncan Tippins WD 21.74; 3. Jaryd Cowley IWG 22.20; 4. Simon Byrne UQ 22.47; 5. Dylan Grant GCV 22.53; 6. Andrew Haddow BOH 22.63; 7. Robbie Baskin UTS 23.08; 8. Callum James NLA 23.84.

200 Metres B Division

(w:0.0) 1. Robbie James TTG 22.45; 2. Leon Burckhardt WD 22.52; 3. Kiel Mannix UTS 23.06; 4. Mohamad Zeed BOH 23.08; 5. Simon Curwood GCV 23.56; 6. Lucas Crane IWG 23.71; 7. Scott McLeod-Robertson UQ 24.70.

400 Metres A Division

1. Duncan Tippins WD 47.28; 2. James Roff UTS 49.14; 3. Morgan Coull TTG 49.53; 4. Tyson Smith GCV 49.64; 5. Brendon Smith UQ 52.14; 6. Tom Douch IWG 52.55; 7. Chris Wall BOH 53.26; Callum James NLA DNF.

400 Metres B Division

1. Clay Watkins WD 49.74; 2. Nick Bromley UTS 50.46; 3. David Featherston BOH 51.44; 4. Simon Curwood GCV 51.51; 5. Cameron Maxwell TTG 52.07; 6. Zane Palmer UQ 52.71; 7. Jason Austin IWG 54.32.

800 Metres A Division

1. Nick Bromley UTS 1:51.87; 2. Hayden Cook WD 1:53.11; 3. Richard Blanch UQ 1:54.01; 4. James Boden TTG 1:54.08; 5. Navin Arunasalam BOH 1:58.35; 6. Will Clarke NLA 1:59.54; 7. Marcus Witts IWG 1:59.68; 8. Simon Curwood GCV 2:27.13.

800 Metres B Division

1. Frazer Dowling UTS 1:56.24; 2. Karl Stacey UQ 1:56.58; 3. Michael Killicoat WD 1:57.73; 4. Torin Philpott NLA 1:59.24; 5. Chris Wall BOH 1:59.73; 6. Tom Douch IWG 2:00.27; 7. Koysta Khudoshin TTG 2:01.24; 8. Andrew Ferris GCV 2:08.72.

3000 Metres A Division

1. Andrew White BOH 8:46.97; 2. Nathan McCubbery UQ 9:05.85; 3. Timothy Connors UTS 9:15.51; 4. Matthew Fenech WD 9:22.71; 5. Stephen Jelfs TTG 9:52.52; 6. Marco Bareiss IWG 9:53.12; Matt Daley GCV DQ.

3000 Metres B Division

1. Andrew Ferris GCV 9:10.96; 2. Flynn Boyle UQ 9:25.87; 3. Ruben Arunasalam BOH 9:29.59; 4. Nick Mangos WD 9:33.80; 5. Stuart Paterson UTS 9:34.15; 6. Matthew Pierce IWG 10:26.90; 7. Ryan Roberts TTG 10:31.71.

200 Metres Hurdles A Division

(w:NW1) 1. Mohamad Zeed BOH 24.77; 2. Simon Byrne UQ 25.13; 3. Jacob Holt UTS 25.41; 4. Anthony Drinkwater-Newman GCV 26.59; 5. Torin Philpott NLA 26.75; 6. Ryan Mercer IWG 27.95; 7. Matt Fallon TTG 28.42; 8. Daniel Kirk WD 28.47.

200 Metres Hurdles B Division

(w:NW1) 1. Shaun Fletcher GCV 25.94; 2. James Roff UTS 26.82; 3. David Featherston BOH 26.84; 4. Ashley Duncan TTG 28.67; 5. Lucas Crane IWG 28.98; 6. Brendon Smith UQ 29.10; 7. Jack Harvey WD 32.53.

4 x 100 Metres Relay A Division

1. SA Tea Tree Gully (Cameron Maxwell, Ryan Roberts, Robbie James, Mark Ormrod) 42.43; 2. VIC Box Hill (Andrew Haddow, Theo Oostveen, Adam Rabone, Mohamad Zeed) 42.72; 3. SA Western Districts (Ben Gregor, Clay Watkins, Leon Burckhardt, Duncan Tippins) 42.76; 4. QLD Gold Coast Victory (Anthony Drinkwater-Newman, Dylan Grant, Tyson Smith, Shaun Fletcher) 42.88; 5. NSW UTS Northern Suburbs (Robbie Baskin, Kiel Mannix, Tristan Garrett, Jacob Holt) 43.63; 6. QLD University of Queensland (Brendon Smith, Nicholas Boylett, Jarrad Guant, Simon Byrne) 43.95; 7. NSW Illawong (Tiernan Stuckey, James Bale, Jason Austin, Lucas Crane) 44.74.

Distance Medley (1600 Metres) A Division

1. SA Tea Tree Gully (Robbie James, Morgan Coull, Mark Ormrod, James Boden) 3:28.56; 2. NSW UTS Northern Suburbs (Robbie Baskin, Kiel Mannix, Frazer Dowling, Nick Bromley) 3:31.24; 3. SA Western Districts (Duncan Tippins, Leon Burckhardt, Clay Watkins, Hayden Cook) 3:31.43; 4. VIC Box Hill (Andrew Haddow, Mohamad Zeed, David Featherston, Navin Arunasalam) 3:40.68; 5. NSW Illawong (Lucas Crane, Ryan Mercer, Jaryd Cowley, Marcus Witts) 3:41.73; 6. QLD University of Queensland (Karl Stacey, Nicholas Boylett, Bruce Kupfer, Richard Blanch) 3:41.84; 7. QLD Gold Coast Victory (Simon Curwood, Dylan Grant, Tyson Smith, Matt Daley) 3:42.41; 8. TAS North Launceston (Callum James, Josh Shepherd, Torin Philpott, Will Clarke) 3:43.39.

TELSTRA AUSTRALIAN CLUB CHAMPIONSHIPS – MEN (CONTINUED)

High Jump A Division

1. Bruce Kupfer UQ 1.98m; 2. John Peavey BOH 1.93m; 3. Shaun Fletcher GCV 1.81m; 4. James Bale IWG 1.81m; 5. Cormac Waters WD 1.81m; 6. Michael Zylstra UTS 1.74m; 7. Sudjai Cook TTG 1.60m; 8. Josh Shepherd NLA 1.20m.

High Jump B Division

1. Daniel Kirk WD 1.81m; 2. Oliver Holland UTS 1.81m; 3. Theo Oostveen BOH 1.81m; 4. Ashley Duncan TTG 1.74m; 5. Karl Stacey UQ 1.67m; 5. Tim Leadbetter GCV 1.67m; 7. Callum James NLA 1.20m.

Triple Jump A Division

1. Kajtek Kielich UTS 14.49m (0.0); 2. Shaun Fletcher GCV 14.36m (0.0); 3. Adam Rabone BOH 14.00m (+0.3); 4. Scott McLeod-Robertson UQ 13.78m (+0.4); 5. Jonathan Gorman TTG 12.57m (0.0); 6. Ryan Mercer IWG 12.37m (0.0); 7. Josh Shepherd NLA 11.88m (0.0); 8. Cormac Waters WD 11.45m (+0.5).

Triple Jump B Division

1. Bruce Kupfer UQ 13.90m (0.0); 2. Stuart Inwood GCV 13.03m (0.0); 3. Michael Zylstra UTS 13.02m (+1.0); 4. Grant Hodges BOH 12.52m (+0.4); 5. Tieman Stuckey IWG 11.85m (+2.8); 6. Sudjai Cook TTG 11.67m (+2.1); 7. Callum James NLA 11.53m (0.0); 8. Hayden Cook WD 11.08m (+0.6).

Shot Put A Division

1. Joe Stevens UQ 15.35m; 2. Peter Elvy UTS 14.41m; 3. Anthony Dorrell GCV 13.97m; 4. Stewart McLaughlin WD 12.51m; 5. Chris Ruddy BOH 11.15m; 6. Andrew Beck TTG 10.96m; 7. Jamie Muscat IWG 10.95m; 8. Will Clarke NLA 8.34m.

Shot Put B Division

1. Paul Crowe UTS 14.49m; 2. Amila Perera BOH 11.78m; 3. Brendan Melville TTG 10.26m; 4. Tim Leadbetter GCV 10.21m; 5. Tom Hall UQ 9.18m; 6. Chris Burckhardt WD 8.31m; 7. Bruce Gibbs IWG 7.62m; 8. Josh Shepherd NLA 7.06m.

Discus Throw A Division

1. Peter Elvy UTS 48.90m; 2. Joe Stevens UQ 33.84m; 3. Chris Ruddy BOH 33.78m; 4. Torin Philpott NLA 33.11m; 5. Jamie Muscat IWG 32.02m; 6. Tim Leadbetter GCV 31.21m; 7. Andrew Beck TTG 30.18m; Stewart McLaughlin WD FOUL.

Discus Throw B Division

1. Paul Crowe UTS 42.44m; 2. Amila Perera BOH 35.98m; 3. Stuart Inwood GCV 35.84m; 4. Bruce Kupfer UQ 34.22m; 5. Ryan Mercer IWG 28.01m; 6. Brendan Melville TTG 22.81m; 7. Michael Killicoat WD 18.97m; 8. Will Clarke NLA 16.93m.

2006 RESULTS

TELSTRA AUSTRALIAN CLUB RELAY CHAMPIONSHIPS

TELSTRA AUSTRALIAN CLUB RELAY CHAMPIONSHIPS

Melbourne Cricket Ground

Melbourne, Victoria

February 19, 2006

WOMEN

4 x 100 Metres Relay

Heat 1: 1. HUNTER TRACK & FIELD 'A' (HODGES Alexandra, GLAPA Alison, FILIPCEVIC Jade, HEASMAN Anna) 47.17 Q; 2. NORTH LAUNCESTON AC 'A' (SCOTT Olivia, PEDLEY Kate, FYFE Karinna, NICHOLSON Katie) 50.29 Q; 3. SANDRINGHAM AC 'A' (HIBBERD Catherine, KIPLOKS Alexandra, COLLIER Jennifer, JONES Nicole) 51.13 Q; 4. ASHGROVE RANGERS AC 'A' (BROWN Cassie, DALE Lisa, DARCY Jess, BURKE Kirsty) 54.31; 5. NORTHERN SUBURB AC 'A' (DANIELS Melanie, SANSOM Anita, SUTHERLAND Katherine, SANSOM Rebecca) 54.36; 6. UTS NORTHERN SUBURBS 'A' (VERLINDEN Laura, MEDLICOTT Melissa, JENKINS Elizabeth, JENKINS Dominica) 58.97; KEILOR ST BERNARDS 'A' (MATTHEWS Catherine, MCGILLIVRAY Kimberly, APLIN Elise, VATHIS Stephanie) DQ (170.14). **Heat 2:** 1. AUSTRALIA 'A' (MCLELLAN Sally, KLEEBERG Melanie, VAN HEER-MURPHY Tania, ATTENBOROUGH Crystal) 44.73 Q; 2. WESTERN DISTRICT 'A' (PERRIN Danielle, ROBB Katherine, WATTS Amanda, SAWYER-COLLINS Brooke) 48.54 Q; 3. RINGWOOD AC 'A' (MEAGHER Kimberley, PLATTEN Alice, FIEDLER Anne, WHITE Cara) 48.93 Q; 4. GLENHUNTLY AC 'A' (CHIVERS Katie, BARTLETT Breanna, KNIGHT Suzie, MULGRAVE Sherena) 49.81 q; 5. PORT ADELAIDE (RUTH Laura, STEINERT Sheena, CHRISTINAT Damaris, STEINERT Pirrenee) 50.19 q; 6. WESTERN ATHLETICS (BAKER Hannah, BAXTER Holly, JOHNSON Lauren, TAYLOR Danielle) 50.81; 7. KEILOR ST BERNARDS 'C' (MASTIN Kate, NESCI Miranda, IANZANO Kessia, AZZOPARDI Rita) 51.14; KNOX AC 'A' (LORD Treana, GODER Olivia, MALT Hayley, ALLAN Jessica) DNS. **Final:** #AUSTRALIA 'A' (MCLELLAN Sally, KLEEBERG Melanie, CAREY Preya, ATTENBOROUGH Crystal) 45.25; 1. HUNTER TRACK & FIELD 'A' (HODGES Alexandra, GLAPA Alison, FILIPCEVIC Jade, HEASMAN Anna) 46.85; 2. RINGWOOD AC 'A' (MEAGHER Kimberley, WHITE Cara, FIEDLER Anne, MOORE Katie) 47.91; 3. WESTERN DISTRICT 'A' (PERRIN Danielle, ROBB Katherine, WATTS Amanda, SAWYER-COLLINS Brooke) 48.69; 4. SANDRINGHAM AC 'A' (HIBBERD Catherine, KIPLOKS Alexandra, COLLIER Jennifer, JONES Nicole)

49.79; 5. NORTH LAUNCESTON AC 'A' (SCOTT Olivia, PEDLEY Kate, FYFE Karinna, NICHOLSON Katie) 49.91; 6. PORT ADELAIDE 'A' (RUTH Laura, STEINERT Sheena, CHRISTINAT Damaris, STEINERT Pirrenee) 50.11; GLENHUNTLY AC 'A' (CHIVERS Katie, BARTLETT Breanna, KNIGHT Suzie, MULGRAVE Sherena) DQ (163.3).

4 x 400 Metres Relay

Heat 1: 1. SYDNEY UNIVERSITY 'A' (RAGUS Gillian, MOLAN Veronique, SMITH Annabelle, STANLEY Larissa) 3:59.74 Q; 2. RINGWOOD AC 'A' (PLATTEN Alice, MEAGHER Kimberley, FIEDLER Anne, MOORE Katie) 4:05.65; 3. NORTH LAUNCESTON AC 'A' (SCOTT Olivia, FYFE Karinna, NICHOLSON Katie, PEDLEY Kate) 4:09.31 Q; 4. ASHGROVE RANGERS AC 'A' (BROWN Cassie, WENDT Amanda, WOODHOUSE Michelle, COLWELL Elizabeth) 4:18.27 q; 5. NORTHERN SUBURBS AC 'A' (SANSOM Rebecca, SUTHERLAND Katherine, SANSOM Anita, DANIELS Melanie) 4:26.15. **Heat 2:** 1. AUSTRALIA 'A' (HOEBERGEN Jaimee-Lee, HAYWARD Rosemary, WILIS Caitlin, LEWIS Tamsyn) 3:36.48 Q; 2. PAPUA NEW GUINEA 'A' (KOIME Mae, DELL Salome, KUMALALAMENE Cecelia, WISIL Toea) 3:52.95 Q; 3. PORT ADELAIDE (GOREHAM Emma, STEINERT Sheena, CHRISTINAT Damaris, STEINERT Pirrenee) 3:52.97 Q; 4. UTS NORTHERN SUBURBS 'A' (SENIOR Danielle, BROMLEY Alicia, VANDENBERG Renee, JENKINS Elizabeth) 3:54.84 q; 5. ASHGROVE RANGERS 'B' (BROWN Cassie, FRANCIS Amy, EFFENEY Rachael, DALE Lisa) 4:42.68; WESTERN ATHLETICS 'A' (JOHNSTONE Lauren, TAYLOR Danielle, KNEE Brittany, BAXTER Holly) DQ (163.3). **Final:** 1. PORT ADELAIDE 'A' (STEINERT Sheena, ROBB Katherine, CHRISTINAT Damaris, STEINERT Pirrenee) 3:47.65; 2. SYDNEY UNI 'A' (RAGUS Gillian, MOLAN Veronique, SMITH Annabelle, STANLEY Larissa) 3:52.84; #PAPUA NEW GUINEA 'A' (KOIME Mae, DELL Salome, KUMALALAMENE Cecelia, WISIL Toea) 3:54.38; 3. NORTH LAUNCESTON AC 'A' (SCOTT Olivia, FYFE Karinna, NICHOLSON Katie, PEDLEY Kate) 3:54.96; 4. UTS NORTHERN SUBURBS 'A' (SENIOR Danielle, BROMLEY Alicia, VANDENBERG Renee, JENKINS Elizabeth) 3:55.55; 5. ASHGROVE RANGERS 'A' (BROWN Cassie, WENDT Amanda, WOODHOUSE Michelle, COLWELL Elizabeth) 4:18.24; RINGWOOD AC 'A' (PLATTEN Alice, MEAGHER Kimberley, FIEDLER Anne, MOORE Katie) DQ (163.3); AUSTRALIA 'A' (HOEBERGEN Jaimee-Lee, HAYWARD Rosemary, WILIS Caitlin, LEWIS Tamsyn) DNS.

WOMEN UNDER 16

4 x 100 Metres Relay

1. Glenhuntly 'A' (Tegan Ekanayake, Alexandra Churchward, Madison Stzefek, Claire Cuttler) 51.68; 2. Athletics Chilwell 'A' (Jessica Kragh, Tamika Marks, Alex Bird, Clare Barrand) 51.69; 3. Knox Athletics 'A' (Kayla Bunevicius, Emily Robertson, Georgia Orrrock, Carly Dymond) 51.89; 4. Sandringham 'A' (Stephanie Whittle, Georgia Drover, Kelby Lauritz, Alexandra Ward) 52.05; 5. Keilor St Bernards 'A' (Rachael Rowe, Veronica Miles, Emily Dober, Taleshia lanzano) 52.51; 6. Frankston 'A' (Danni King, Tierney Stockford, Holly Campbell, Lauren Dunsford) 53.47; 7. Knox Athletics 'B' (Shamee Griffiths, Kasey Leder, Amy Richardson, Beth Alexander) 56.17; Frankston 'B' (Maddie Ulbrich, Rachel Irwin, Amber King, Melissa Perrins) DQ.

1000m Sprint Medley Relay

1. Athletics Chilwell 'A' (Clare Barrand, Alex Bird, Holly Randall, Jacinta Halmshaw) 2:22.76; 2. Keilor St Bernards 'A' (Rachael Rowe, Stephanie Kondogonis, Emily Dober, Taleshia lanzano) 2:23.00; 3. Knox Athletics 'A' (Shamee Griffiths, Carly Dymond, Amy Richardson, Emily Robertson) 2:26.06; 4. Frankston 'A' (Kimberly Boyce, Louisa Cochrane, Lauren Dunsford, Tierney Stockford) 2:26.19; 5. Glenhuntly 'A' (Alex Jennings, Claire Cuttler, Madison Stzefek, Keana Tour-May) 2:27.28; 6. Ate 'A' (Erin Ganglehoff, Anna Hampton, Stephanie Jinks, Greta Leropoulos) 2:33.96; 7. Knox Athletics 'B' (Beth Alexander, Kayla Bunevicius, Kasey Leder, Georgia Orrrock) 2:36.35.

MEN

4 x 100 Metres Relay

Heat 1: 1. PAPUA NEW GUINEA 'A' (NIULAI Fabian, KIRIKA Wally, BEN Henry, LUI Anton) 41.89 Q; 2. EAST MELBOURNE HARRIERS 'A' (MENNIE Lachlan, SALERMAN Rowan, NICOLOSI John, ROUGE-SERRET Aaron) 42.60 Q; 3. WESTERN DISTRICT 'A' (WATKINS Clay, BURCKHARDT Chris, BURCKHARDT Leon, TIPPINS Duncan) 43.47 Q; 4. TEA TREE GULLY 'A' (JAMES Robbie, COULL Morgan, HARRISON Aaron, BATEMAN Todd) 43.57; 5. PORT ADELAIDE 'A' (LANDERS Stephen, DENEHY Greg, JAMIESON Brad, SHEEHY Keith) 43.72; 6. WODEN HARRIERS 'A' (COLLINGE Derek, CORLIS Wayne, ANDERSON Shane, CARDER Alex) 45.54; 7. ASHGROVE RANGERS AC 'A' (CAMERON Greg,

BENNETTS Matthew, BERLIN Michael, SCOTT Steven) 46.23; 8. KEILOR ST BERNARDS 'A' (HUNT Steven, SCOTT Tim, HUNT Robert, CONWAY Matthew) 46.38. **Heat 2:** 1. AUSTRALIA 'A' (EZENWA Ambrose, ROSS Joshua, MILLER Adam, SHIRVINGTON Matthew) 39.47 Q; 2. SANDRINGHAM AC 'A' (LEWIS Justin, PURCELL Ryan, HUNT Timothy, MOREHOUSE Carl) 42.57 Q; 3. OLD VIRGILIANS AC 'A' (GROOME Ben, McDONALD Jason, SUTTON Dave, NICHOLS Mark) 42.77 Q; 4. BOX HILL AC 'A' (SHERRY Cameron, HADDOW Andrew, FEATHERSTON David, ZEED Mohamad) 43.69 q; 5. WESTERN ATHLETICS (HERON Tyler, ANKIN Richard, NANKERVIS Todd, LANGLEY Nathan) 48.54; 6. KEILOR ST BERNARDS 'C' (MOLONEY John, DANILUIK Steven, DRENNAN Michael, MOORE Greg) 55.65; KEILOR ST BERNARDS 'B' (COUSINS Tristan, MURE Anthony, KONDOGONIS John, MUSCARA Mario) DQ (163.3). **Final:** #AUSTRALIA 'A' (BATMAN Daniel, ROSS Joshua, MILLER Adam, SHIRVINGTON Matthew) 39.79; #PAPUA NEW GUINEA 'A' (NIULAI Fabian, KIRIKA Wally, BEN Henry, LUI Anton) 41.58; 1. SANDRINGHAM AC 'A' (LEWIS Justin, PURCELL Ryan, HUNT Timothy, MOREHOUSE Carl) 42.47; 2. EAST MELBOURNE HARRIERS 'A' (MENNIE Lachlan, SALERMAN Rowan, NICOLOSI John, ROUGE-SERRET Aaron) 42.52; 3. OLD VIRGILIANS AC 'A' (GROOME Ben, McDONALD Jason, SUTTON Dave, NICHOLS Mark) 43.06; 4. WESTERN DISTRICT 'A' (WATKINS Clay, BURCKHARDT Chris, BURCKHARDT Leon, TIPPINS Duncan) 43.07; 5. BOX HILL AC 'A' (HADDOW Andrew, ROSS Joshua, FEATHERSTON David, MEDFORD Rhett) 43.15; 6. TEA TREE GULLY 'A' (JAMES Robbie, COULL Morgan, HARRISON Aaron, BATEMAN Todd) 43.53.

4 x 400 Metres Relay

Heat 1: 1. QEII TRACK CLUB 'A' (NANOSIMALUA Illiese, NAIVALU Navitalu, WAQA Foy, VEREKAUTA Niko) 3:19.85 Q; 2. OLD VIRGILIANS AC 'A' (SUTTON Dave, McDONALD Jason, NICHOLS Mark, GROOME Ben) 3:30.45 Q; 3. KNOX AC 'C' (BERNARD Adam, KLEP Chris, LIM Ernie, SELL Adrian) 3:41.72; 4. ASHGROVE RANGERS 'B' (SCOTT Steven, EFFENEY Tim, HILL Robert, PLUMMER Adrian) 3:42.60; 5. WESTERN ATHLETICS (HERON Tyler, ANKIN Richard, NANKERVIS Todd, LANGLEY Nathan) 3:59.88; 6. COBURG HARRIERS 'B' (BURKE Warren, TYDELL Dean, KELLY Mark, GREY Jeremy) 4:07.13; KEILOR ST BERNARDS 'A' (COUSINS Tristan, SCOTT Tim, MUSCARA Mario, KONDOGONIS John) DQ (163.3); WESTERN DISTRICT 'A' (BURCKHARDT Leon, COOK

TELSTRA AUSTRALIAN CLUB RELAY CHAMPIONSHIPS (CONTINUED)

Hayden, BURCKHARDT Chris, TIPPINS Duncan) DNS.

Heat 2: 1. PORT ADELAIDE 'A' (HALL Jason, JAMIESON Brad, BYRNE Damien, SHEEHY Keith) 3:26.93 Q; 2. WODEN HARRIERS 'A' (COLLINGE Derek, CORLIS Wayne, ANDERSON Shane, CARDER Alex) 3:28.17 Q; 3. ASHGROVE RANGERS 'A' (CAMERON Greg, BENNETTS Matthew, BARRALET Andrew, HEATH Wayne) 3:29.18; 4. KEILOR ST BERNARDS 'B' (CONWAY Matthew, KELLY Tom, MURE Anthony, SMITH Aaron) 3:40.20; 5. COBURG HARRIERS 'A' (WOODS David, LARSSON Adam, BLAKE Jay, VOOGT Brent) 3:54.45; 6. KNOX AC 'A' (FAIRBURN Noel, WRIGHT Jeff, HOGAN Wayne, DYER George) DQ (163.3); 7. UTS NORTHERN SUBURBS 'A' (GARRETT Tristan, BROMLEY Nick, QUICK Grant, DOWLING Frazer) DNS. **Heat 3:** 1. AUSTRALIA 'A' (STEFFENSEN John, ORMROD Mark, WROE Sean, HILL Clinton) 3:16.63 Q; 2. SYDNEY UNI 'A' (RICHARDSON Tom, LIDDY Ben, ABERCROMBY Mark, BELLEMORE Nicholas) 3:25.38 Q; 3. UNIVERSITY OF NSW 'A' (REYNOLDS James, PILKINGTON Matthew, MACFARLANE Iain, HANNA Robert) 3:40.40; 4. KEILOR ST BERNARDS 'C' (DRENNAN Michael, MOORE Greg, MOLONEY John, DANILUK Steven) 4:09.28; 5. COBURG HARRIERS 'D' (DELANEY Brian, BLAKE Gary, HARRAP Christopher, VAN DUEREN Philip) 4:29.81; 6. ATHLETICS ESSENDON 'C' (HOWDEN Keith, JONES David, HAWKSWORTH Trevor, WARLOW Max) 4:30.24; COBURG HARRIERS 'C' (COLLYER Steven, PAWSEY Brendan, CHEUNG Edwin, ILLIOPOULOS Nick) DQ (170.9). **Final:** 1. QEII TRACK CLUB 'A' (NANOSIMALUA Illiese, NAIVALU Navitalai, WAQA Foy, VEREKAUTA Niko) 3:17.81; 2. PORT ADELAIDE (JAMIESON Brad, BYRNE Damien, LANDERS Stephen, SHEEHY Keith) 3:17.93; 3. SYDNEY UNI (RICHARDSON Tom, LIDDY Ben, ABERCROMBY Mark, BELLEMORE Nicholas) 3:24.78; 4. OLD VIRGILIANS AC 'A' (SUTTON Dave, McDONALD Jason, NICHOLS Mark, GROOME Ben) 3:25.37; 5. ASHGROVE RANGERS 'A' (BENNETTS Matthew, BARRALET Andrew, HEATH Wayne, CAMERON Greg) 3:29.13; 6. WODEN HARRIERS (COLLINGE Derek, CORLIS Wayne, ANDERSON Shane, CARDER Alex) 3:33.21; 7. KEILOR ST BERNARDS 'B' (CONWAY Matthew, KELLY Tom, MURE Anthony, SMITH Aaron) 3:47.48; AUSTRALIA (STEFFENSEN John, ORMROD Mark, WROE Sean, HILL Clinton) DNS.

MEN UNDER 16

4 x 100 Metres Relay

1. Sandringham 'A' (Christopher Eather, Matthew Wirdnam, Jeremy Cameron, James Collier) 48.29;
2. Keilor St Bernards 'B' (Matthew Smith, Jack Duncan, Daniel Talia, Michael Talia) 52.76; Keilor St Bernards 'A' (Christopher Pereira-Oliva, Celik Aliaj, Luke Sammut, Ben Rubinich) DQ.

1000m Sprint Medley Relay

1. Keilor St Bernards 'A' (Jack Duncan, Ben Rubinich, Celik Aliaj, Christopher Pereira-Oliva) 2:20.76;
2. Frankston 'A' (Ned Verwey, Cameron Smith, Jordan Donelly, Kane Grimster) 2:39.34.

Exhibition

2006 RESULTS

TELSTRA AUSTRALIAN COMBINED EVENTS CHAMPIONSHIPS

TELSTRA AUSTRALIAN COMBINED EVENTS CHAMPIONSHIPS

Sydney Olympic Park Athletic Centre
Sydney, New South Wales

February 2-3, 2006

WOMEN OPEN & UNDER 23 HEPTATHLON

| Pl | Name | State | Points | 100mH | HJ(m) | SP(m) | 200m | LJ | JT(m) | 800m |
|----|----------------------|-------|--------|-------------|-------|-------|--------------|-------------|-------|---------|
| 1 | Kylie Wheeler | WAIS | 6031 | 13.91 w:2.0 | 1.76 | 13.14 | 24.01 w:-0.5 | 6.22m w:0.4 | 34.90 | 2:13.96 |
| 2 | Jane Jamieson | NSWIS | 5863 | 14.27 w:2.0 | 1.76 | 13.20 | 25.69 w:-0.9 | 6.02m w:3.1 | 45.41 | 2:21.56 |
| 3 | Gillian Rogus | NSW | 5595 | 14.14 w:2.0 | 1.67 | 11.63 | 25.73 w:-0.5 | 5.94m w:1.4 | 37.04 | 2:13.19 |
| 4 | Ebony Cope | WAIS | 5238 | 14.14 w:2.0 | 1.64 | 10.20 | 24.54 w:-0.5 | 5.69m w:2.2 | 27.73 | 2:19.24 |
| 5 | Megan Wheatley [U23] | WAIS | 5229 | 14.69 w:2.0 | 1.55 | 11.99 | 24.86 w:-0.5 | 5.68m w:2.0 | 32.27 | 2:19.12 |
| 6 | Danielle Senior | NSW | 4799 | 15.36 w:0.1 | 1.73 | 9.33 | 26.28 w:-0.5 | 5.09m w:1.4 | 32.77 | 2:26.25 |
| 7 | Jessica Fisher | NSW | 4772 | 16.01 w:0.1 | 1.73 | 10.10 | 27.40 w:-0.9 | 4.78m w:1.5 | 40.05 | 2:22.89 |
| 8 | Bridgette Pateman | VIC | 4360 | 14.75 w:0.1 | NH | 11.61 | 26.18 w:-0.9 | 5.54m w:3.3 | 32.74 | 2:19.69 |
| 9 | Michelle Korol [U23] | WA | 4208 | 16.32 w:0.1 | 1.55 | 10.36 | 27.67 w:-0.9 | 4.78m w:1.9 | 35.06 | 2:40.20 |
| 10 | Fiona Kern [U23] | VIC | 3579 | 15.34 w:0.1 | 1.58 | 9.67 | DQ | 4.93m w:1.0 | 32.97 | 2:47.54 |

WOMEN UNDER 20 HEPTATHLON

| | | | | | | | | | | |
|---|---------------|-----|------|-------------|------|-------|--------------|-------------|-------|---------|
| 1 | Anny Sadler | NSW | 4655 | 15.78 w:0.2 | 1.52 | 10.54 | 27.39 w:-0.5 | 5.15m w:0.7 | 42.18 | 2:28.27 |
| 2 | Kelly Clement | SA | 4582 | 15.30 w:0.2 | 1.61 | 9.64 | 26.63 w:-0.5 | 5.24m w:0.4 | 30.14 | 2:31.14 |
| 3 | Joanne Waring | NSW | 4413 | 16.02 w:0.2 | 1.61 | 9.17 | 26.48 w:-0.5 | 5.07m w:2.0 | 27.33 | 2:27.95 |
| 4 | Brittany Knee | TAS | 3940 | 16.49 w:0.2 | 1.52 | 9.36 | 28.28 w:-0.5 | 4.93m w:1.6 | 30.30 | 2:44.51 |

MEN OPEN & UNDER 23 DECATHLON

| Pl | Name | State | Points | 100m | LJ | SP(m) | HJ(m) | 400m | 110mH | DT(m) | PV(m) | JT(m) | 1500m |
|----|---------------------------|-------|--------|--------------|-------------|-------|-------|-------|--------------|-------|-------|-------|---------|
| 1 | Jason Dudley [U23] | QAS | 7895 | 11.32 w:-0.5 | 7.27 w:1.4 | 14.66 | 1.97 | 50.00 | 14.66 w:-0.6 | 49.60 | 4.50 | 68.95 | 5:14.26 |
| 2 | Richard Allan | QLD | 7549 | 10.95 w:-0.5 | 7.37 w:0.5 | 13.65 | 1.88 | 49.10 | 15.82 w:-0.6 | 48.17 | 4.50 | 51.42 | 5:00.19 |
| 3 | Matt McEwen | QLD | 7490 | 11.25 w:-0.5 | 6.83 w:3.4 | 14.66 | 1.88 | 51.44 | 15.31 w:-0.6 | 43.71 | 4.70 | 57.81 | 4:49.83 |
| 4 | Kyle McCarthy | QLD | 7176 | 11.67 w:-0.1 | 6.78 w:0.0 | 13.77 | 1.97 | 50.40 | 15.67 w:-0.6 | 39.87 | 4.50 | 43.39 | 4:32.54 |
| 5 | Jarrod Sims [U23] | SA | 7022 | 11.30 w:-0.1 | 6.56 w:2.3 | 11.32 | 1.88 | 48.99 | 16.00 w:1.4 | 38.16 | 4.20 | 51.85 | 4:30.06 |
| 6 | Darrel Muzyczka | NSW | 6967 | 11.50 w:-0.5 | 6.31 w:1.0 | 12.15 | 1.97 | 50.50 | 15.54 w:-0.6 | 41.53 | 3.70 | 56.67 | 4:41.43 |
| 7 | Kyle Rasi [U23] | VIC | 6914 | 11.39 w:-0.1 | 7.26 w:3.8 | 9.63 | 2.00 | 50.30 | 15.38 w:-0.6 | 28.45 | 4.20 | 50.42 | 4:38.58 |
| 8 | Naifhan Baart | QLD | 6828 | 11.52 w:-0.5 | 6.50 w:2.2 | 13.48 | 1.85 | 51.67 | 16.19 w:-1.4 | 39.11 | 4.60 | 51.87 | 5:08.12 |
| 9 | Alexander Mason | QLD | 6823 | 11.32 w:-0.1 | 6.32 w:1.4 | 13.08 | 1.94 | 52.14 | 15.15 w:-0.6 | 36.19 | 4.40 | 47.49 | 5:04.78 |
| 10 | Adrian Finch | TAS | 6699 | 11.63 w:-0.1 | 6.41 w:0.6 | 12.56 | 1.85 | 51.70 | 16.27 w:-1.4 | 38.79 | 4.10 | 52.30 | 4:46.88 |
| 11 | Bruce Kupter [U23] | QLD | 6688 | 11.30 w:-0.5 | 6.92 w:1.3 | 11.33 | 2.03 | 50.63 | 15.57 w:-1.4 | 35.26 | 4.20 | 41.76 | 5:25.28 |
| 12 | James Russell | NSW | 6607 | 11.60 w:-0.5 | 6.41 w:3.0 | 11.99 | 1.85 | 51.25 | 15.83 w:-1.4 | 37.42 | 4.00 | 48.23 | 4:49.65 |
| 13 | David O'Toole | TAS | 6335 | 11.81 w:-0.1 | 6.21 w:-0.1 | 12.00 | 1.91 | 53.61 | 16.34 w:-1.4 | 35.37 | 4.00 | 43.47 | 4:44.37 |
| 14 | Niel Joubert [U23] | VIC | 5940 | 11.79 w:-0.1 | 6.23 w:0.6 | 10.62 | 1.76 | 53.78 | 16.49 w:-1.4 | 34.20 | 4.20 | 33.17 | 4:53.00 |
| 15 | Torin Philpott | TAS | 5782 | 11.61 w:-0.5 | Foul | 11.96 | 1.76 | 50.29 | 16.74 w:-1.4 | 34.34 | 3.70 | 44.34 | 4:19.87 |
| 16 | Michael Barber [U23] | NSW | 5216 | 12.26 w:-0.1 | 5.82 w:2.8 | 10.89 | 1.55 | 54.04 | 19.66 w:-1.4 | 34.20 | 3.10 | 37.47 | 4:28.89 |
| - | Christopher Johnson [U23] | | | | | | | | | | | | |
| - | Ben Turner | WA | DNF | 11.30 w:-0.1 | 6.85 w:1.4 | 12.20 | 1.91 | DQ | DNF | | | | |
| - | | QLD | DNF | 11.69 w:-0.5 | 6.27 w:0.0 | 12.44 | DNF | | | | | | |

MEN UNDER 20 COMBINED EVENT

| | | | | | | | | | | | | | |
|---|---------------|----|------|--------------|------------|-------|------|-------|--------------|-------|------|-------|---------|
| 1 | Sam Giatakos | SA | 6285 | 11.65 w:-0.4 | 6.89 w:5.9 | 9.56 | 1.88 | 51.23 | 15.32 w:-0.3 | 24.87 | 3.40 | 45.89 | 4:36.67 |
| 2 | Luke Devenish | WA | 5873 | 11.70 w:-0.4 | 6.45 w:2.8 | 11.87 | 1.82 | 55.43 | 15.49 w:-0.3 | 31.01 | 3.70 | 46.52 | 5:50.49 |

AIS Athletic Track

Bruce, Australian Capital Territory

December 17-18, 2005

WOMEN UNDER 18 COMBINED EVENT

| Pl | Name | State | Points | 100mH | HJ(m) | SP(m) | 200m | LJ(m) | JT(m) | 800m |
|----|----------------|-------|--------|-------|-------|-------|-------|-------|-------|---------|
| 1 | Kelly Clement | SA | 4602 | 14.82 | 1.60 | 9.05 | 26.50 | 5.38 | 32.95 | 2:39.32 |
| 2 | Laine Spooner | QLD | 3940 | 15.72 | 1.57 | 9.89 | 28.61 | 5.00 | 30.22 | 3:02.36 |
| 3 | Bridle Goggins | NSW | 3915 | 17.16 | 1.42 | 9.64 | 26.98 | 5.07 | 23.42 | 2:33.29 |

WOMEN UNDER 16 COMBINED EVENT

| | | | | | | | | | | |
|---|------------------|-----|------|-------|------|------|-------|------|-------|---------|
| 1 | Elizabeth Connor | QLD | 4551 | 13.84 | 1.51 | 9.38 | 26.88 | 4.84 | 36.11 | 2:37.84 |
| 2 | Jessica Salmon | NSW | 3714 | 14.40 | 1.45 | 8.15 | 29.01 | 4.31 | 25.42 | 2:47.28 |
| 3 | Tanya Eagle | VIC | 2768 | 17.66 | 1.18 | 6.58 | 29.91 | 4.32 | 21.19 | 2:50.30 |

MEN UNDER 18 COMBINED EVENT

| Pl | Name | State | Points | 100m | LJ(m) | SP(m) | HJ(m) | 400m | 110mH | DT(m) | PV(m) | JT(m) | 1500m |
|----|----------------|-------|--------|-------|-------|-------|-------|-------|-------|-------|-------|-------|---------|
| 1 | Som Giarakos | SA | 6787 | 11.38 | 6.93 | 10.72 | 1.81 | 50.11 | 14.00 | 33.82 | 3.70 | 44.68 | 4:40.51 |
| 2 | Matthew Harris | NSW | 6697 | 11.61 | 6.18 | 12.83 | 1.78 | 50.46 | 14.62 | 42.15 | 3.40 | 51.41 | 4:51.36 |

MEN UNDER 16 COMBINED EVENT

| Pl | Name | State | Points | 100mH | SP(m) | HJ(m) | 200m | LJ(m) | JT(m) | 1500m |
|----|-----------------|-------|--------|-------|-------|-------|-------|-------|-------|---------|
| 1 | Adam Bevis | QLD | 4808 | 13.39 | 15.15 | 1.61 | 23.12 | 6.49 | 53.83 | 5:08.92 |
| 2 | Daniel Bailey | VIC | 4301 | 14.79 | 11.64 | 1.70 | 23.68 | 6.26 | 40.97 | 4:50.79 |
| 3 | Nathan Trembath | QLD | 4242 | 14.63 | 14.19 | 1.67 | 24.74 | 5.66 | 44.11 | 4:56.17 |
| 4 | Jack Jones | NSW | 3822 | 15.26 | 10.17 | 1.49 | 23.51 | 5.83 | 30.74 | 4:42.21 |
| 5 | Sid Narayan | SA | 3645 | 15.59 | 12.85 | 1.61 | 25.02 | 6.03 | 39.73 | 6:06.84 |
| 6 | Keith Hoppo | SA | 3543 | 15.72 | 11.43 | 1.67 | 26.26 | 5.64 | 32.64 | 5:15.77 |
| 7 | Mitchell Browne | SA | 3369 | 15.55 | 10.16 | 1.49 | 25.68 | 5.42 | 43.27 | 5:42.16 |

2006 RESULTS

AUSTRALIAN ATHLETES WITH A DISABILITY UNDERAGE CHAMPIONSHIPS

INAUGURAL AUSTRALIAN ATHLETES WITH A DISABILITY UNDERAGE CHAMPIONSHIPS

[Incorporating ACT Athletics 2006 AWD Open Championships and Interclub]

AIS Athletic Track

Bruce, Australian Capital Territory

November 17-19, 2006

WOMEN

100 Metres Ambulant Open

(w:+0.4) 1. Christine Wolf TF42 ACT 17.65; 2. Tiffany Norman TF13 QLD 13.97; 3. Lily Looker TF20 QLD 13.73; 4. Eowyn Osborne TF20 ACT 15.24; 5. Jade Carrick TF13 SA 16.19; 6. Nicole Spehar TF36 VIC 21.37.

100 Metres Ambulant Under 20, Under 18

(w:+1.4) 1. U18 Tristra Moxham TF20 QLD 14.73; 1. U20 Kirrilee McPherson TF38 SA 15.71; 2. U20 Steffanie Zimmer TF20 QLD 15.90; 2. U18 Jennifer Barnett TF20 QLD 17.44; 3. U20 Amy Schroeter TF37 SA 18.85; 3. U18 Charlotte Saville TF37 VIC 49.60; 4. U20 Sophie Skillman TF20 NSW 20.97.

100 Metres Ambulant Under 16

Heat 1: (w:+3.1) 1. Kate Parrish TF38 SA 14.84q; 4. Tahlia Rotumah TF37 NSW 16.45q; 7. Ellie Tonkin TF20 ACT 14.73q; 8. Emma Thost-Hedge TF20 ACT 15.00q; 10. Charlotte O'Connor NSW 16.32; 11. Jasmine Haffar TF20 NSW 16.95; **Heat 2:** (w:+2.0) 2. Angelique Booth TF13 NSW 13.88q; 3. Stephanie Schweitzer TF20 NSW 13.95q; 5. Emily Davison TF36 QLD 18.93q; 6. Helen Hvalica TF46 SA 15.04q; 9. Georgie Whelan F12 QLD 16.78; 12. Kellie Momi TF20 ACT 23.17. **Final:** (w:+2.0) 1. Kate Parrish TF38 SA 14.86; 2. Angelique Booth TF13 NSW 13.73; 3. Tahlia Rotumah TF37 NSW 15.92; 4. Stephanie Schweitzer TF20 NSW 13.94; 5. Emily Davison TF36 QLD 18.60; 6. Helen Hvalica TF46 SA 15.10; 7. Emma Thost-Hedge TF20 ACT 15.11; 8. Ellie Tonkin TF20 ACT 15.28.

100 Metres Wheelchair Under 16

(w:+0.7) 1. Laura South TF33 NSW 33.31.

100 Metres Ambulant Under 14

(w:+2.8) 1. Erinn Walters TF35 ACT 20.83; 2. Lucy Larsen TF46 QLD 14.41; 3. Morgan Ellis TF01 QLD 15.50; 4. Jamie McInerney TF38 SA 17.79; 5. Amanda Fowler TF20 NSW 17.76.

200 Metres Ambulant Open

(w:+2.6) 1. Tiffany Norman TF13 QLD 29.32; 2. Lily Looker TF20 QLD 28.94; 3. Eowyn Osborne TF20 ACT 31.76; 4. Nicole Spehar TF36 VIC 47.82; 5. Jade Carrick TF13 SA 34.45.

200 Metres Ambulant Under 20, Under 18

(w:+1.7) 1. U18 Tristra Moxham TF20 QLD 30.68; 1. U20 Kirrilee McPherson TF38 SA 33.13; 2. U18 Jennifer Barnett TF20 QLD 37.87; 2. U20 Lauren Sinclair TF36 NSW 45.97; 3. U20 Amy Schroeter TF37 SA 40.04; U20 Steffanie Zimmer TF20 QLD DQ.

200 Metres Ambulant Under 16

Heat 1: (w:NW) 2. Emily Davison TF36 QLD 40.22q; 3. Angelique Booth TF13 NSW 28.46q; 4. Stephanie Schweitzer TF20 NSW 28.92q; 5. Tahlia Rotumah TF37 NSW 34.03q; 6. Helen Hvalica TF46 SA 32.14q; **Heat 2:** (w:+1.5) 1. Kate Parrish TF38 SA 31.39q; 7. Ellie Tonkin TF20 ACT 31.87q; 8. Georgie Whelan F12 QLD 36.89q; 9. Charlotte O'Connor NSW 34.64q; 10. Jasmine Haffar TF20 NSW 34.99q. **Final 1:** (w:+2.5) 1. Kate Parrish TF38 SA 32.01; 2. Angelique Booth TF13 NSW 28.94; 5. Stephanie Schweitzer TF20 NSW 29.41; 8. Ellie Tonkin TF20 ACT 34.21; **Final 2:** (w:+1.7) 3. Emily Davison TF36 QLD 41.35; 4. Tahlia Rotumah TF37 NSW 33.34; 6. Helen Hvalica TF46 SA 31.60; 7. Georgie Whelan F12 QLD 36.62.

200 Metres Ambulant Under 14

(w:+0.6) 1. Erinn Walters TF35 ACT 44.85; 2. Lucy Larsen TF46 QLD 30.41; 3. Morgan Ellis TF01 QLD 31.82; 4. Jamie McInerney TF38 SA 38.50.

400 Metres Ambulant Open

1. Tiffany Norman TF13 QLD 1:09.86; 2. Eowyn Osborne TF20 ACT 1:15.95.

400 Metres Ambulant Under 20

1. Steffanie Zimmer TF20 QLD 1:24.09; 2. Amy Schroeter TF37 SA 1:41.11; Tristra Moxham TF20 QLD DQ.

400 Metres Ambulant Under 16

1. Stephanie Schweitzer TF20 NSW 1:08.40; 2. Angelique Booth TF13 NSW 1:10.55; 3. Jasmine Haffar TF20 NSW 1:27.71; 4. Georgie Whelan F12 QLD 1:29.01.

400 Metres Ambulant Under 14

1. Erinn Walters TF35 ACT 1:51.45; 2. Lucy Larsen TF46 QLD 1:15.15; 3. Amanda Fowler TF20 NSW 1:30.39.

800 Metres Ambulant Under 20

1. Lauren Sinclair TF36 NSW 4:07.33; Sophie Skillman TF20 NSW DQ.

800 Metres Ambulant Under 16

1. Stephanie Schweitzer TF20 NSW 2:50.38; 2. Emma Thost-Hedge TF20 ACT 3:09.77; 3. Charlotte O'Connor NSW 3:27.00.

800 Metres Ambulant Under 14

1. Morgan Ellis TF01 QLD 2:59.58; 2. Amanda Fowler TF20 NSW 3:29.99.

5000 Metres Ambulant Open

1. Brandie O'Connor TF13 ACT DNF.

High Jump Ambulant Under 14

1. Amanda Fowler TF20 NSW 0.90m.

Long Jump Ambulant Open

1. Christine Wolf TF42 ACT 3.55m(+1.8).

Long Jump Ambulant Under 16

1. Emily Davison TF36 QLD 2.62m (+2.9); 2. Georgie Whelan F12 QLD 3.36m (+1.0); 3. Angelique Booth TF13 NSW 3.32m (0.0); 4. Ellie Tonkin TF20 ACT 3.59m (+0.7); 5. Jasmine Haffar TF20 NSW 3.15m (+1.7); 6. Charlotte O'Connor NSW 2.92m (+1.5).

Long Jump Ambulant Under 14

1. Morgan Ellis TF01 QLD 4.17m (+1.3); 2. Lucy Larsen TF46 QLD 3.95m (+1.2); 3. Jamie McInerney TF38 SA 3.08m (+1.6); 4. Amanda Fowler TF20 NSW 2.63m (+3.2).

Shot Put Ambulant Open

1. Amanda Fraser TF37 ACT 10.11m; 2. Noni Thompson TF36 VIC 7.09m; 3. Julie Iles F40 ACT 4.36m; 4. Kalinda Gallagher TF20 ACT 5.72m.

Shot Put Seated Open

1. Jennifer Bryce TF57 ACT 7.08m; 2. Louise Ellery TF32 ACT 4.07m.

Shot Put Ambulant Under 20

1. Amy Schroeter TF37 SA 5.45m.

Shot Put Seated Under 18

1. Brydee Moore TF33 VIC 6.10m.

Shot Put Ambulant Under 16

1. Tahlia Rotumah TF37 NSW 8.27m; 2. Charlotte O'Connor NSW 5.58m; 3. Angelique Booth TF13 NSW 4.73m; 4. Jasmine Haffar TF20 NSW 4.54m; 5. Kellie Momi TF20 ACT 4.29m.

Shot Put Ambulant Under 14

1. Morgan Ellis TF01 QLD 6.84m; 2. Jamie McInerney TF38 SA 4.79m.

Discus Throw Ambulant Open, Under 20

1. U20 Amy Schroeter TF37 SA 12.98m; 1. Open Amanda Fraser TF37 ACT 25.83m; 2. Open Julie Iles F40 ACT 14.09m; 3. Open Debbie Wendt TF37 QLD 21.97m; 4. Open Kalinda Gallagher TF20 ACT 15.69m; 5. Open Nicole Spehar TF36 VIC 8.42m.

Discus Throw Seated Open, Under 18

1. U18 Brydee Moore TF33 VIC 10.84m; 1. Open Jennifer Bryce TF57 ACT 15.55m; 2. Open Louise Ellery TF32 ACT 5.83m.

Discus Throw Ambulant Under 16

1. Angelique Booth TF13 NSW 18.21m; 2. Stephanie Schweitzer TF20 NSW 19.57m; 3. Tahlia Rotumah TF37 NSW 14.13m; 4. Jasmine Haffar TF20 NSW 11.06m; 5. Kellie Momi TF20 ACT 9.75m.

Discus Throw Ambulant Under 14

1. Jamie McInerney TF38 SA 15.04m; 2. Amanda Fowler TF20 NSW 8.50m.

Javelin Throw Ambulant Open

1. Debbie Wendt TF37 QLD 20.41m; 2. Julie Iles F40 ACT 12.30m; 3. Noni Thompson TF36 VIC 12.57m; 4. Nicole Spehar TF36 VIC 6.31m; 5. Kalinda Gallagher TF20 ACT 9.93m.

Javelin Throw Seated Open

1. Jennifer Bryce TF57 ACT 14.63m.

Javelin Throw Ambulant Under 20, Under 18

1. U20 Amy Schroeter TF37 SA 19.32m; 1. U18 Charlotte Saville TF37 VIC 21.73m.

Javelin Throw Seated Under 18

1. Brydee Moore TF33 VIC 12.26m.

Javelin Throw Ambulant Under 16

1. Camilla Hughes TF37 VIC 19.82m; 2. Tahlia Rotumah TF37 NSW 16.66m; 3. Angelique Booth TF13 NSW 14.45m; 4. Jasmine Haffar TF20 NSW 12.39m.

INAUGURAL AUSTRALIAN ATHLETES WITH A DISABILITY UNDERAGE CHAMPIONSHIPS (CONTINUED)

MEN

100 Metres Ambulant Open

(w:+2.1) 1. Neil Fuller TF44 SA 12.59; 2. Cameron Calkoen TF36 NZ 14.00; 2. Matthew Bell TF36 QLD 14.20; 3. Geoff Clarke TF36 NSW 16.88; 4. Robert Forrester TF20 ACT 13.99; 5. Eddie Buttimore TF43 QLD 20.33.

100 Metres Ambulant Under 20

(w:+0.8) 1. Aaron Chatman TF46 ACT 11.88; 2. Mark Brett TF20 NSW 12.49; 3. Luke Rout TF20 NSW 13.71.

100 Metres Ambulant Under 18

(w:-0.3) 1. Tom Evill TF38 NSW 12.44; 2. Matthew Blemaïl TF38 ACT 12.77; 3. Nathan Sullivan TF20 NSW 12.02; 4. Darren McFaul TF20 QLD 12.42; 5. Grant Wheeler NSW 13.24; 6. Jake Salmon TF20 ACT 14.66; 7. Jonathan Smith TF38 NSW 16.23; 8. Michael Watson TF20 ACT 19.48.

100 Metres Ambulant Under 16

Heat 1: (w:+1.6) 2. Sean Roberts TF37 SA 14.18q; 6. Justin Koenig TF20 ACT 15.15q; 7. Timothy D'Abbrera TF20 ACT 15.69q; 9. Anthony Fowler TF12 NSW 17.26; 10. David Nicholas TF38 QLD 18.05; **Heat 2:** (w:+0.1) 1. Kiri Schroeter SA 14.70q; 3. Adam Cunningham TF37 ACT 14.34q; 4. Rocco Musumeci TF20 NSW 12.96q; 5. Jake Wainwright TF37 VIC 14.88q; 8. Jack Dirou TF36 ACT 19.85q; 11. Daniel Arkwright TF20 NSW 19.26. **Final:** (w:+3.1) 1. Sean Roberts TF37 SA 14.19; 2. Adam Cunningham TF37 ACT 14.26; 3. Rocco Musumeci TF20 NSW 12.87; 4. Jake Wainwright TF37 VIC 14.87; 5. Kiri Schroeter SA 14.67; 6. Justin Koenig TF20 ACT 15.40; 7. Jack Dirou TF36 ACT 19.25; 8. Timothy D'Abbrera TF20 ACT 16.49.

100 Metres Wheelchair Under 16

(w:+0.7) 1. Kyane Samuels T54 NSW 22.51; Xavier Elsworth TF54 VIC 16.96 (invitational).

100 Metres Ambulant Under 14

Heat 1: (w:+2.7) 2. Bradley Jones TF46 NSW 13.35q; 6. Shane Dowley TF37 ACT 17.70q; 7. Alistair Shailer TF38 ACT 16.95q; 9. Aidan Vergano TF20 SA 16.78; 10. William O'Neill TF38 ACT 21.13; **Heat 2:** (w:+1.8) 1. Mitchell Pink TF36 NSW 14.73q; 3. James Beringer TF35 ACT 20.94q; 4. Callum McConnell TF01 NSW 14.95q; 5. Dylan Patman TF20 NSW 15.01q; 8. Kieran Setco TF38 NSW 17.82q. **Final:** (w:NWI) 1. Mitchell

Pink TF36 NSW 15.03; 2. Bradley Jones TF46 NSW 13.80; 3. James Beringer TF35 ACT 20.76; 4. Callum McConnell TF01 NSW 15.41; 5. Dylan Patman TF20 NSW 15.49; 6. Alistair Shailer TF38 ACT 17.55; 7. Shane Dowley TF37 ACT 18.96; 8. Kieran Setco TF38 NSW 20.23.

100 Metres Wheelchair Under 14

(w:+1.4) 1. Nathen Arkley TF54 SA 21.54; 2. Declan Young T54 F56 NSW 22.90.

200 Metres Ambulant Open

(w:+2.2) 1. Heath Francis TF46 ACT 22.31; 2. Ben Hall TF37 SA 26.32; 2. Cameron Calkoen TF36 NZ 29.26; 3. Matthew Bell TF36 QLD 30.37; 4. Rhys Hill TF20 ACT 29.31; 5. Robert Forrester TF20 ACT 29.82.

200 Metres Ambulant Under 20, Under 18

Heat 1: (w:+1.3) 1. Matthew Cartwright TF37 VIC 28.22q; 2. Nathan Sullivan TF20 NSW 24.38q; 4. Matthew Blemaïl TF38 ACT 26.42q; 7. Christopher Stanford - Bull TF13 ACT 27.81q; 11. Mark Olivieri TF20 ACT 30.57; 12. Jonathan Smith TF38 NSW 35.06; **Heat 2:** (w:+0.9) 3. Tom Evill TF38 NSW 26.41q; 5. Darren McFaul TF20 QLD 24.86q; 6. Mark Brett TF20 NSW 25.29q; 8. Grant Wheeler NSW 28.06q; 9. Thomas Goodman TF37 SA 31.75; 10. Jake Salmon TF20 ACT 29.49. **Final:** (w:+2.6) 1. U18 Matthew Blemaïl TF38 ACT 25.92; 1. U20 Matthew Cartwright TF37 VIC 29.07; 2. U18 Nathan Sullivan TF20 NSW 24.52; 2. U20 Mark Brett TF20 NSW 26.29; 3. U18 Darren McFaul TF20 QLD 24.81; 4. U18 Tom Evill TF38 NSW 27.05; 5. U18 Grant Wheeler NSW 27.95; 6. U18 Christopher Stanford - Bull TF13 ACT 28.26.

200 Metres Ambulant Under 16

(w:+1.5) 1. Sean Roberts TF37 SA 29.06; 2. Adam Cunningham TF37 ACT 29.43; 3. Jake Wainwright TF37 VIC 31.02; 4. Rocco Musumeci TF20 NSW 26.76; 5. Kiri Schroeter SA 33.86; 6. Justin Koenig TF20 ACT 31.06; 7. David Nicholas TF38 QLD 36.09; 8. Timothy D'Abbrera TF20 ACT 35.95.

200 Metres Ambulant Under 14

Heat 1: (w:+1.5) 1. Mitchell Pink TF36 NSW 30.09q; 2. Bradley Jones TF46 NSW 27.96q; 6. Shane Dowley TF37 ACT 40.15q; 7. Aidan Vergano TF20 ACT 37.36q; 8. William O'Neill TF38 ACT 45.84q; **Heat 2:** (w:+2.7) 3. Callum McConnell TF01 NSW 31.85q; 4.

Dylan Patman TF20 NSW 33.04q; 5. Alistair Shailer TF38 ACT 36.20q; James Beringer TF35 ACT DQ. **Final:** (w:+1.4) 1. Mitchell Pink TF36 NSW 30.39; 2. Bradley Jones TF46 NSW 28.44; 3. Callum McConnell TF01 NSW 32.72; 4. Alistair Shailer TF38 ACT 36.83; 5. Dylan Patman TF20 NSW 35.28; 6. Shane Dowley TF37 ACT 41.47; 7. Aidan Vergano TF20 ACT 37.07; 8. William O'Neill TF38 ACT 47.73.

400 Metres Ambulant Open

1. Heath Francis TF46 ACT 50.44; 2. Ben Hall TF37 SA 59.91; 3. Rhys Hill TF20 ACT 1:07.92; 4. Robert Forrester TF20 ACT 1:10.59; 5. Eddie Buttimore TF43 QLD 1:33.42.

400 Metres Ambulant Under 20, Under 18

Final 1: 1. U18 Matthew Blemaïl TF38 ACT 59.27; 2. U18 Nathan Sullivan TF20 NSW 57.76; 4. U18 Thomas Goodman TF37 SA 1:12.22; 5. U18 Mark Olivieri TF20 ACT 1:08.06; U18 Darren McFaul TF20 QLD DQ; **Final 2:** 1. U20 Brad Scott TF37 WA 59.45; 2. U20 Matthew Cartwright TF37 VIC 1:01.61; 3. U18 Christopher Stanford - Bull TF13 ACT 1:02.71; 6. U18 Jake Salmon TF20 ACT 1:10.25; U18 Tom Evill TF38 NSW DQ.

400 Metres Ambulant Under 16

1. Adam Cunningham TF37 ACT 1:11.66; 2. Rocco Musumeci TF20 NSW 1:05.23; 3. Justin Koenig TF20 ACT 1:16.52; 4. David Nicholas TF38 QLD 1:22.49; 5. Timothy D'Abbrera TF20 ACT 1:22.08; 6. Anthony Fowler TF12 NSW 1:30.43; 7. Daniel Arkwright TF20 NSW 1:49.84.

400 Metres Ambulant Under 14

1. Mitchell Pink TF36 NSW 1:08.35; 2. Bradley Jones TF46 NSW 1:03.84; 3. Dylan Patman TF20 NSW 1:18.38; 4. Kieran Setco TF38 NSW 1:41.14.

800 Metres Ambulant Open

1. Eddie Buttimore TF43 QLD 3:19.60; 2. Rhys Hill TF20 ACT 2:53.23.

800 Metres Ambulant Under 20, Under 18

1. U20 Michael Roeger TF46 SA 2:05.97; 1. U18 Darren McFaul TF20 QLD 2:16.06; 2. U20 Brad Scott TF37 WA 2:16.82; 2. U18 Christopher Stanford-Bull TF13 ACT 2:30.13; 3. U18 Zackery Findlay TF20 VIC 2:27.26; 4. U20 Thomas Goodman TF37 SA 3:01.03; 5. U20 Mark Olivieri TF20 ACT 2:43.53; 6. U20

Jonathan Smith TF38 NSW 3:22.11.

800 Metres Ambulant Under 16

1. Rocco Musumeci TF20 NSW 2:57.17; 2. Anthony Fowler TF12 NSW 3:17.10; 3. Timothy D'Abbrera TF20 ACT 3:16.06.

800 Metres Wheelchair Under 16

1. Kyane Samuels T54 NSW 2:55.97; Xavier Elsworth TF54 VIC 1:58.76 (invitational).

800 Metres Ambulant Under 14

1. Bradley Jones TF46 NSW 2:52.14; 2. Mitchell Pink TF36 NSW 2:41.86; 3. Callum McConnell TF01 NSW 2:53.53; 4. Dylan Patman TF20 NSW 3:21.06; 5. Kieran Setco TF38 NSW 4:08.76.

1500 Metres Ambulant Under 20, Under 18

1. U20 Brad Scott TF37 WA 4:54.08; 1. U18 Zackery Findlay TF20 VIC 5:02.56; 2. U18 Christopher Stanford-Bull TF13 ACT 5:30.95.

1500 Metres Ambulant Under 16

1. David Nicholas TF38 QLD 5:50.79.

1500 Metres Ambulant Under 14

1. Mitchell Pink TF36 NSW 5:46.96.

3000 Metres Ambulant Under 20, Under 18

1. U20 Michael Roeger TF46 SA 9:30.77; 1. U18 Zackery Findlay TF20 VIC 10:48.86.

3000 Metres Ambulant Under 16

1. Anthony Fowler TF12 NSW 16:02.34.

High Jump Ambulant Under 18

1. Nathan Sullivan TF20 NSW 1.25m.

High Jump Ambulant Under 16

1. Sean Roberts TF37 SA 1.20m; 2. Kiri Schroeter SA 1.40m; 3. Timothy D'Abbrera TF20 ACT 1.10m; 4. Anthony Fowler TF12 NSW 0.85m.

High Jump Ambulant Under 14

1. Bradley Jones TF46 NSW 1.25m; Kieran Setco TF38 NSW NH.

Long Jump Ambulant Open

1. Geoff Clarke TF36 NSW 3.65m w:NWI.

INAUGURAL AUSTRALIAN ATHLETES WITH A DISABILITY UNDERAGE CHAMPIONSHIPS (CONTINUED)

Long Jump Ambulant Under 20

1. Mark Brett TF20 NSW 5.43m (+0.5); 2. Luke Rout TF20 NSW 4.21m (+1.5).

Long Jump Ambulant Under 18

1. Tom Evill TF38 NSW 4.55m (+3.6); 2. Matthew Blematl TF38 ACT 4.42m (+1.8); 3. Nathan Sullivan TF20 NSW 5.18m (+4.1); 4. Mark Olivieri TF20 ACT 4.17m (+2.5); 5. Grant Wheeler NSW 3.79m (-0.2).

Long Jump Ambulant Under 16

1. Kiri Schroeter SA 4.28m (+2.1); 2. Sean Roberts TF37 SA 3.91m (+3.0); 3. Adam Cunningham TF37 ACT 3.77m (+3.3); 4. Jake Wainwright TF37 VIC 3.77m (+1.7); 5. Rocco Musumeci TF20 NSW 4.32m (+2.9); 6. Justin Koenig TF20 ACT 3.94m (+2.4); 7. Anthony Fowler TF12 NSW 2.81m (+2.6); 8. Timothy D'Abbrera TF20 ACT 3.12m (+3.4); 9. Daniel Arkwright TF20 NSW 2.61m (+2.2).

Long Jump Ambulant Under 14

1. Mitchell Pink TF36 NSW 3.57m (+3.1); 2. Bradley Jones TF46 NSW 4.44m (+1.7); 3. James Beringer TF35 ACT 1.85m (+2.7); 4. Alistair Shailer TF38 ACT 3.23m (+0.6); 5. Dylan Patman TF20 NSW 3.69m (+1.4); 6. Callum McConnell TF01 NSW 3.59m (+1.9); 7. Shane Dowley TF37 ACT 2.74m (+1.9); 8. Aidan Vergano TF20 ACT 3.16m (+3.6); 9. William O'Neill TF38 ACT 1.77m (+2.2).

Shot Put Ambulant Open

1. Murray Goldfinch TF20 ACT 12.07m;
2. Eddie Buttmore TF43 QLD 5.05m.

Shot Put Seated Open

1. Hamish MacDonald F34 ACT 10.27m; 2. Greg Hibberd TF34 ACT 9.42m; 3. Damien Bowen TF35 WA 8.64m; 4. Craig Curtis TF58 NSW 6.18m; 5. Brendan Hackett T54/F53 ACT 2.56m.

Shot Put Ambulant Under 20, Under 18

1. U20 Nicholas Roots TF20 ACT 7.07m; 1. U18 Lindsay Sutton TF20 QLD 11.67m; 2. U20 Luke Rout TF20 NSW 7.06m; 2. U18 Cameron Suhr TF37 VIC 7.29m; 3. U18 Grant Wheeler NSW 5.55m; 4. U18 Michael Watson TF20 ACT 4.72m.

Shot Put Ambulant Under 16

1. Sean Roberts TF37 SA 8.48m; 2. Jake Wainwright TF37 VIC 8.40m; 3. Rocco Musumeci TF20 NSW 7.23m; 4. Jack Dirou TF36 ACT 5.43m; 5. Timothy D'Abbrera TF20 ACT 5.14m; 6. Anthony Fowler TF12 NSW 7.07m; 7. Daniel Arkwright TF20 NSW 2.77m.

Shot Put Ambulant Under 14

1. Mitchell Pink TF36 NSW 9.03m; 2. Bradley Jones TF46 NSW 9.29m; 3. Jayden Sawyer TF38 ACT 8.26m; 4. Callum McConnell TF01 NSW 7.41m; 5. Alistair Shailer TF38 ACT 5.80m; 6. Dylan Patman TF20 NSW 6.32m; 7. Kieran Setco TF38 NSW 4.82m; 8. James Beringer TF35 ACT 4.07m; 9. Shane Dowley TF37 ACT 4.35m.

Shot Put Seated Under 14

1. Thomas Holland T54 F57 NSW 4.67m;
2. Declan Young T54 F56 NSW 4.63m.

Discus Throw Ambulant Open

1. Damien Burroughs TF37 ACT 40.52m; 2. Ben Hall TF37 SA 34.08m; 3. Geoff Clarke TF36 NSW 19.77m.

Discus Throw Seated Open, Under 14

1. U14 Declan Young T54 F56 NSW 10.30m;
2. U14 Thomas Holland T54 F57 NSW 10.31m;
1. Open Damien Bowen TF35 WA 27.97m;
2. Open Greg Hibberd TF34 ACT 25.87m.

Discus Throw Ambulant Under 20, Under 18

1. U20 Nicholas Roots TF20 ACT 23.52m; 1. U18 Lindsay Sutton TF20 QLD 38.93m; 2. U20 Luke Rout TF20 NSW 23.26m; 2. U18 Shannon Mobbs TF42 QLD 26.78m; 3. U18 Cameron Suhr TF37 VIC 28.11m; 4. U18 Michael Watson TF20 ACT 11.48m.

Discus Throw Ambulant Under 16

1. Rocco Musumeci TF20 NSW 18.31m; 2. Sean Roberts TF37 SA 17.88m; 3. Jack Dirou TF36 ACT 11.72m.

Discus Throw Ambulant Under 14

1. Jayden Sawyer TF38 ACT 26.09m; 2. Mitchell Pink TF36 NSW 20.18m; 3. Kieran Setco TF38 NSW 17.73m; 4. Bradley Jones TF46 NSW 17.70m; 5. Callum McConnell TF01 NSW 16.97m.

Javelin Throw Ambulant Open

1. Wade McMahon TF37 ACT 44.53m; 2. Damien Bowen TF35 WA 30.59m; 3. Geoff Clarke TF36 NSW 20.10m.

Javelin Throw Seated Open, Under 14

1. U14 Declan Young T54 F56 NSW 6.41m;
1. Open Brendan Hackett T54/F53 ACT 6.41m;
2. U14 Thomas Holland T54 F57 NSW 7.19m.

Javelin Throw Ambulant Under 20, Under 18

1. U20 Nicholas Roots TF20 ACT 22.55m; 1. U18 Lindsay Sutton TF20 QLD 41.21m; 2. U20 Luke Rout TF20 NSW 19.58m; 2. U18 Shannon Mobbs TF42 QLD 29.42m; 3. U18 Cameron Suhr TF37 VIC 23.38m; 4. U18 Michael Watson TF20 ACT 11.24m.

Javelin Throw Ambulant Under 16

1. Jack Dirou TF36 ACT 14.05m; 2. Sean Roberts TF37 SA 28.15m; 3. Cameron Chapman TF20 NSW 12.37m; 4. Rocco Musumeci TF20 NSW 9.76m.

Javelin Throw Ambulant Under 14

1. Jayden Sawyer TF38 ACT 19.93m.

Mixed 200 Metres Wheelchair Under 16

(w: +2.4) Xavier Elsworth TF54 VIC 29.87 (invitational);
Kyane Samuels T54 NSW DQ.

Mixed 200 Metres Wheelchair Under 14

(w: +2.5) 1. Nathen Arkley TF54 SA 44.79;
1. Laura South TF33 NSW 55.85; 2. Declan Young T54 F56 NSW 45.14.

Mixed 400 Metres Wheelchair U/18, U/16 & U/14

1. U14 Nathen Arkley TF54 SA 1:31.00; 2. U14 Declan Young T54 F56 NSW 1:38.18; U18 Xavier Elsworth TF54 VIC 59.00 (invitational); U16 Laura South TF33 NSW DQ.

2006 RESULTS

AUSTRALIAN ROAD & CROSS COUNTRY CHAMPIONSHIPS

AUSTRALIAN ROAD & CROSS COUNTRY CHAMPIONSHIPS

TELSTRA AUSTRALIAN MOUNTAIN

RUNNING CHAMPIONSHIPS

Mt Tennent, Australian Capital Territory

April 29, 2006

Women Open 8.3km

1. Emma Murray ACT 49:27; 2. Jessamy Hosking ACT 52:32; 3. Cindy King NSW 53:01; 4. Leanne Wilkinson ACT 56:22; 5. Heather Logie ACT 56:27; 6. Hubertein Wichers QLD 56:36; 7. Shannon Jones ACT 57:58; 8. Colleen Beven VIC 61:17; 9. Felicity Brown ACT 62:58; 10. Emma Adams ACT 65:41; 11. Carol Harding ACT 65:57; 12. Kellie Sadler VIC 67:28; 13. Prue Bradford ACT 78:05; Judith May ACT (41:26 6km) DNF.

Women Under 20 6km

1. Charlotte McShane VIC 44:02; 2. Hillary Davis ACT 45:33; 3. Alice Shann VIC 46:06; 4. Donna Lynch NSW 54:43.

Men Open 12km

1. Scott McTaggart ACT 54:50; 2. Jeremy Horne NSW 56:23; 3. Stephen Brown NSW 58:10; 4. Stuart Doyle ACT 58:13; 5. David Osmond ACT 60:05; 6. Anthony Scott ACT 61:14; 7. Richard Roberts NSW 62:30; 8. Ben du Bois NSW 62:50; 9. Garreth Candy ACT 64:49; 10. Raoul Luescher ACT 65:12; 11. Trevor Jacobs ACT 65:21; 12. Tony Fattorini NSW 65:33; 13. Neil Labinsky QLD 66:03; 14. Norak Theam ACT 67:14; 15. Andy Hogg ACT 67:48; 16. Geoff Monro ACT 69:15; 17. Graham Barralet QLD 69:19; 18. Pete Conway NSW 71:38; 19. Mick Corlis ACT 72:20; 20. Art Drisko ACT 72:40; 21. Scott Defina NSW 72:53; 22. Frank McShane VIC 73:27; 23. Anthony Olliffe ACT 73:47; 24. Luke Preston NSW 73:52; 25. Scott Buchanan ACT 75:10; 26. Paul Stein NSW 75:22; 27. Dean Dell'Oro VIC 75:39; 28. Darren McClellan NSW 76:59; 29. Paul Blessington ACT 77:48; 30. Tony Swan ACT 77:52; 31. Lincoln Barton NSW 78:47; 32. Steven Halpin ACT 79:15; 33. Geoff Stalker NSW 80:52; 34. Alex Kearns ACT 82:20; 35. Greg Peoples NSW 83:50; 36. Christopher Vial ACT 83:59; 37. Tom Ashton VIC 84:22; 38. Colin Taylor NSW 86:41; 39. Michael Burt ACT 98:53.

Men Under 20 8.3km

1. Ryan Gregson NSW 44:54; 2. David Mainwaring NSW 45:34; 3. Dominic Perry NSW 46:30; 4. Tim Page NSW 48:13; 5. Ben Guest NSW 50:20; 6. Scott Tomlinson ACT 51:34; 7. Matthew Rando NSW 53:18; 8. Rhauri Gale VIC 60:31; 9. Kelvin Soetardjo VIC 61:27; 10. Alistair Grevis-James VIC 62:12; 11. William Waldron VIC 65:27; 12. Jack Trezize VIC 65:45; 13. Marcus Spaul VIC 67:50; 14. Edward Bell VIC 68:20; 15. Nigel Kempe VIC 71:29; 16. Simon Abbott VIC 72:05; 17. Ji-Shen Loong VIC 97:12; 18. Ian Ng VIC 98:20.

INAUGURAL AUSTRALIAN

50km ROAD CHAMPIONSHIPS

Telopea Park

Canberra, Australian Capital Territory

April 9, 2006

Women Open 50km

1. Siri Terjesen QLD 3:35:19; 2. Suzanne Kelly NSW 3:41:38; 3. Natalie Wallace VIC 4:12:08; 4. Sue Cooper NSW 4:20:01; 5. Nghoh Nghoh Nestor VIC 4:20:33; 6. Tina Torpy VIC 4:21:31; 7. Vivienne Kartounis NSW 4:28:40; 8. Keri Vaughan ACT 4:29:36; 9. Karin Kaehne NSW 4:39:38; 10. Dee Duncan NSW 4:46:51; 11. Erin Kreiss NSW 4:49:49; 12. Ruth Bausman ACT 4:56:11; 13. Yvonne Reilly NSW 5:07:37; 14. Nicky McLellan NSW 5:15:50; 15. Sue Jeffrey NSW 5:23:22; 16. Ann Owen NSW 5:37:09; 17. Julie Colbran ACT 6:20:59; 18. Norma Walleit NSW 6:32:28; 19. Claudia Ramognino VIC 6:46:51; 20. Sandra Howorth VIC 6:47:18.

Men Open 50km

1. Mark Hutchinson QLD 3:09:05; 2. Jonathan Blake NSW 3:11:47; 3. Tim Cochrane VIC 3:14:35; 4. Trevor Jacobs ACT 3:20:45; 5. Tom Gleeson NSW 3:21:24; 6. Ray Wareham NSW 3:28:37; 7. Chris Graham NSW 3:31:34; 8. Greg Love NSW 3:36:26; 9. Adrian Pearce QLD 3:37:51; 10. John Mackenzie VIC 3:38:02; 11. Shaun Atchison NSW 3:40:36; 12. Warren Thome WA 3:43:13; 13. David Hosking ACT 3:45:02; 14. Robert Ware QLD 3:46:10; 15. Tom Valena QLD 3:46:54; 16. Stephen Jackson NSW 3:51:07; 17. Darryl Harding NSW 3:54:31; 18. Michael Corlis ACT 3:56:11; 19. Barry Rutter NSW 3:56:54; 20. Kim Cook NSW 4:03:49; 21. Neil Anderson NSW 4:05:59;

AUSTRALIAN ROAD & CROSS COUNTRY CHAMPIONSHIPS (CONTINUED)

22. Peter Blackshaw NSW 4:08:56; 23. Philip Murphy NSW 4:09:28; 24. Peter Clarke ACT 4:12:53; 25. Dan Kehoe NSW 4:14:08; 26. Garry Wise VIC 4:15:27; 27. Charles Low NSW 4:16:05; 28. Gary Pickering NSW 4:18:47; 29. Wayne Gregory NSW 4:22:48; 30. Joseph Thompson VIC 4:27:38; 31. Will Kalless NSW 4:27:43; 32. Chris McFaul IND 4:32:14; 33. Graham Wye NSW 4:33:15; 34. Peter Schulenkowski QLD 4:34:55; 35. Stephen Kibble NSW 4:37:15; 36. Roland Hassall NSW 4:40:12; 37. Robert Osborne NSW 4:43:26; 38. Richard Mallet ACT 4:44:47; 39. Robert Boyce VIC 4:49:35; 40. Stuart Price NSW 4:49:49; 41. Phillip Laing SA 4:53:52; 42. Stuart Cole NSW 4:55:22; 43. Philip Hughes VIC 4:56:19; 44. John Stoney ACT 4:56:26; 45. Duane Rek ACT 4:58:17; 46. Richard Baylis VIC 5:02:06; 47. Steve Bruggeman NSW 5:03:51; 48. Paul Crouch-Chivers QLD 5:05:43; 49. Louis Commins NSW 5:08:13; 50. Trevor Marsh VIC 5:12:08; 51. John Simpson QLD 5:15:59; 52. Billy Pearce NSW 5:18:05; 53. Nick Drayton NSW 5:23:44; 54. Hannes Van Wyk VIC 5:36:42; 55. Doug Sheridan ACT 5:52:36; 56. Glenn Lockwood NSW 6:32:29; 57. Lachlan Lewis ACT 7:17:18.

AUSTRALIAN 100km ROAD CHAMPIONSHIPS

Runaway Bay

Gold Coast, Queensland

June 11, 2006

Women Open 100km

1. Zoe Lawrie QLD 9:06:42;
2. Vivienne Kartsounis NSW 9:28:23.

Men Open 100km

1. Rob Ware QLD 7:51:43; 2. Tim Sloan TAS 8:13:56; 3. David Eadie VIC 8:26:35; 4. Thomas Gilanyi NSW 8:47:50; 5. Kelvin Marshall VIC 8:48:07; 6. Nic Moloney QLD 9:03:21; 7. Jason Dunn NSW 9:08:35; 8. John Nuttall QLD 9:29:09; 9. Chris Graham NSW 9:36:45; 10. Scott Orchard VIC 9:44:27; 11. Roger Guard QLD 9:55:27; 12. Martin Schot QLD 10:26:39; 13. Rodney Ladyman QLD 10:50:29; 14. Robert Boyce VIC 11:17:10; 15. Andrew Hewat VIC 11:36:24; 16. Stuart Cole NSW 11:38:22; 17. Richard McCormick VIC 11:58:59; Gary Wise VIC (5:19:01 87.5km) DNF; Bruce Webber QLD (5:34:14 87.5km) DNF; Dean Jones QLD (5:17:09 81.25km) DNF; Chris Hills TAS (3:43:09

68.75km) DNF; Mal Grimmett VIC (3:56:15 62.5km) DNF; Peter Lahiff QLD (5:32:02 56.25km) DNF; Tim Cochrane VIC (N/A 43.75km) DNF.

TELSTRA AUSTRALIAN

MARATHON CHAMPIONSHIPS

Gold Coast, Queensland

July 2, 2006

Women

1. Jennifer Gillard TAS 2:44:06; 2. Helen Stanton QLD 2:44:11; 3. Kylie Dick VIC 2:48:51; 4. Jenny Wickham NSW 2:49:22; 5. Eliza Mayger NT 2:52:33; 6. Belinda Dennett VIC 2:55:16; 7. Glenda Banaghan QLD 2:55:52; 8. Siri Terjesen QLD 2:57:32; 9. Karlee Ryles NSW 2:59:54; 10. Sue Thompson NSW 3:00:50; 11. Sharon Harrison NSW 3:05:17; 12. Jody De Souza NSW 3:08:29; 13. Elizabeth Bennett ACT 3:09:44; 14. Shelley Howes NSW 3:16:21; 15. Deanne Nobbs VIC 3:19:44; 16. Tara Wood NSW 3:22:11; 17. Georgia Shaw VIC 3:32:26; 18. Tamyka Bell QLD 3:52:13; 19. Kim Sheppard VIC 4:05:23; 20. Kirsten Themsen NSW 4:38:13.

Teams 1. QLD [Helen Stanton, Glenda Banaghan, Siri Terjesen] 12 points; 2. VIC [Kylie Dick, Belinda Dennett, Deanne Nobbs] 15 points; 3. NSW [Jenny Wickham, Karlee Ryles, Sue Thompson] 18 points.

Men

1. Lee Troop VIC 2:14:13; 2. Gemechu Woyecha ACT 2:17:23; 3. Rowan Walker VIC 2:20:25; 4. Mark Jackson TAS 2:24:50; 5. Brian Livingston QLD 2:25:54; 6. Antony Rickards VIC 2:26:40; 7. Scott Carlson QLD 2:27:35; 8. Ashley Searl VIC 2:28:33; 9. Campbell Maffett VIC 2:32:11; 10. Matthew Robbie NSW 2:35:14; 11. Brendon Seipolt QLD 2:35:27; 12. Lazhar Hamadi NSW 2:35:38; 13. Anthony Scott ACT 2:35:57; 14. Jonathan Blake NSW 2:36:04; 15. Adam Jordan NSW 2:38:16; 16. Linton Gloster VIC 2:38:57; 17. Mathew Skate VIC 2:39:10; 18. Mark Hutchinson QLD 2:39:40; 19. Wayne Heath VIC 2:42:18; 20. Richard Quirk QLD 2:42:58; 21. Steven Quirk VIC 2:43:26; 22. Michal Kozok NSW 2:47:55; 23. Mark Taylor QLD 2:50:21; 24. Greg Barrowcliff SA 2:54:06; 25. Greg Regester ACT 2:56:18; 26. Brendan Whelan QLD 3:00:48; 27. David Towerton QLD 3:26:48; 28. Gordon Gray VIC 3:27:52; 29. Graham Sheargold

NSW 3:32:51; 30. Stephen Blake QLD 4:13:24; 31. Steel Beveridge NSW 4:16:04; 32. Bruce Bodsworth QLD 4:18:27; 33. Geoff Stanton QLD 4:35:47; 34. John Zeleznikow VIC 6:33:51.

Teams 1. VIC [Lee Troop, Rowan Walker, Antony Rickards] 9 points; 2. QLD [Brian Livingston, Scott Carlson, Brendon Seipolt] 18 points; 3. ACT [Gemechu Woyecha, Anthony Scott, Greg Regester] 24 points.

TELSTRA AUSTRALIAN

HALF MARATHON CHAMPIONSHIPS

Sydney, New South Wales

September 17, 2006

Women Australian Championship

1. Kerry McCann NSW 1:15:58; 2. Clare Geraghty QLD 1:16:19; 3. Helen Stanton QLD 1:17:29.
Top 20 Results 1. Kerry McCann Coledale 1:15:58; 2. Clare Geraghty Camphill 1:16:19; 3. Rie Ueno Kashiwa 1:16:35; 4. Helen Stanton Mango Hill 1:17:29; 5. Sunisa Sailomyen Chiangmai 1:21:40; 6. Lucie Richards Kambah 1:24:01; 7. Saifon Prawatong Lampoo 1:25:35; 8. Sophie Hetherington Albert Park 1:25:43; 9. Fleur Flanery Yass 1:25:55; 10. Stephanie Hall Bondi Beach 1:26:22; 11. Maynie Bamber Stanmore 1:27:34; 12. Sara Burgess Miranda 1:27:42; 13. Melissa Ashton Newtown 1:28:08; 14. Jenny Chappelow Sylvania 1:28:08; 15. Gillian Sohun Coogee 1:29:04; 16. Dianne Aitken Cherrybrook 1:29:05; 17. Kathryn Holloway Mosman 1:29:11; 18. Heidi Cayzer Chifley 1:29:12; 19. Rebecca Gray Dee Why 1:29:20; 20. Elizabeth Hoskins Goulburn 1:29:24.

Men Australian Championship

1. David Ruschena VIC 1:07:45; 2. Charlie Low NSW 1:10:40; 3. Jarrod Shaw TAS 1:11:02. **Top 20 Results** 1. Boonthung Srisung Ging Amphur Baan Dan 1:07:35; 2. Dave Ruschena Elwood 1:07:45; 3. Charlie Low Pyrmont 1:10:40; 4. Jarrod Shaw Hobart 1:11:02; 5. Antony Rickards West Preston 1:11:04; 6. Martin Considine Bronte 1:11:29; 7. Robin Whiteley West Pennant Hills 1:12:00; 8. Gregory Graves Casula 1:12:39; 9. Kaspar Sollberger Fairlight 1:13:00; 10. Tobias Henne Vellmar 1:13:09; 11. Justin Hunter Robertson 1:13:55; 12. Tim Oehler Sydney South 1:14:44; 13. Tim Ashby Manly Vale 1:14:49;

14. Richard High Dee Why 1:14:55; 15. Tim Cradock Mosman 1:14:56; 16. Rob Battocchio Wollongong 1:15:22; 17. Tim Porter Mt Kuring Gai 1:15:26; 18. Damian Tancred Bellevue Hill 1:15:56; 19. Tim Prowse Port Macquarie 1:16:02; 20. David Kane Darling Point 1:16:05.

TELSTRA AUSTRALIAN

20km ROAD WALKING CHAMPIONSHIPS

Tennis Centre, adjacent to Sydney Olympic Park

Sydney, New South Wales

February 4, 2006

Women Open 20km

1. Jane Saville NSW 1:33:19; 2. Natalie Saville NSW 1:35:25; 3. Cheryl Webb NSW 1:35:59; 4. Lisa Grant NSW 1:36:40; 5. Kellie Wapshott VIC 1:37:22; 6. Claire Woods SASI 1:37:43; 7. Megan Szirom VIC 1:39:47; 8. Michelle French AIS 1:41:19; 9. Laura Johnson NSW 1:47:15; 10. Claire Bock QLD 1:50:17; 11. Vanessa Ebejer NSW 1:54:24; 12. Chloe Jones NSW 1:56:48; 13. Christina Alldis NSW 2:03:14; Carmie Watson NZL DNF; Simone Wolowicz VIC DNF.

Women Under 23 20km

1. Lisa Grant NSW 1:36:40; 2. Laura Johnson NSW 1:47:15; 3. Vanessa Ebejer NSW 1:54:24; 4. Chloe Jones NSW 1:56:48; 5. Christina Alldis NSW 2:03:14.

Women Under 20 10km (non championship)

1. Tanya Holliday SASI 47:41; 2. Susan Knapton NSW 49:57; 3. Fiona Alldis NSW 50:42; 4. Jillian Hosking ACT 52:03; 5. Jessica Rothwell VIC 52:34; 6. Siobhan Donovan VIC 57:34; 7. Cassandra Staples NSW 58:40; 8. Lynette Bannister TAS 58:49.

Men Open 20km

1. Nathan Deakes VIC 1:22:13; 2. Luke Adams NSW 1:23:09; 3. Jared Tallent AIS 1:25:23; 4. Adam Rutter AIS 1:26:51; 5. Duane Cousins VIS 1:27:54; 6. Darren Bown SASI 1:29:31; 7. Chris Erickson VIS 1:30:30; 8. Thomas Barnes VIC 1:33:28; 9. Troy Sundstrom NSW 1:37:07; 10. Danny Hawksworth VIC 1:39:36; 11. Kim Mottrom SA 1:39:43; 12. Ashley Colquhoun ACT 1:44:05; 13. Michael Smith NSW 1:47:02; Michael McCagh AIS DNF.

AUSTRALIAN ROAD & CROSS COUNTRY CHAMPIONSHIPS (CONTINUED)

Men Under 23 20km

1. Jared Tallent AIS 1:25:23; 2. Adam Rutter AIS 1:26:51; 3. Kim Mottram SA 1:39:43; 4. Ashley Colquhoun ACT 1:44:05; 5. Michael Smith NSW 1:47:02; Michael McCagh AIS DNF.

Men Under 20 10km (non championship)

1. Ian Rayson NSW 45:37; 2. Daniel Coleman TAS 46:47; 3. Brendon Reading ACTA 51:28; Martyn Wheatley WA DQ.

TELSTRA AUSTRALIAN MEN'S UNDER 20

10km ROAD WALKING CHAMPIONSHIP

Weston Park

Yarralumla, Australian Capital Territory

June 11, 2006

Men Under 20 10km

1. Brendon Reading ACT 46:45; 2. Brook Keys NSW 50:29; 3. Anson Perin NSW 1:01:23.

TELSTRA AUSTRALIAN MEN'S

50km ROAD WALKING CHAMPIONSHIP

Eastern Beach

Geelong, Victoria

December 2, 2006

Men Open 50km

1. Nathan Deakes VIC 3:35:47; 2. Duane Cousins VIC 3:53:19; 3. Jared Tallent VIC 3:55:08; 4. Darren Bown SA 4:22:51; 5. Andrew Jamieson VIC 4:27:40; Luke Adams NSW (3:14:52 42km) DNF; Chris Erickson VIC (3:18:15 40km) DNF; Thomas Barnes VIC (2:21:20 30km) DNF; Frank Bertel VIC (1:36:14 20km) DNF; Troy Sundstrom NSW DQ.

Women Open 20km (non championship)

1. Natalie Saville NSW 1:34:29; 2. Kellie Wapshott VIC 1:35:45; 3. Claire Woods SA 1:37:13; 4. Michelle French NSW 1:37:32; 5. Vanessa Ebejer NSW 1:57:05; Megan Szirom VIC (1:19:52 16km) DNF; Jane Saville NSW (47:12 10km) DNF; Cheryl Webb NSW (50.30 10km) DNF.

TELSTRA AUSTRALIAN ROAD WALKING

CHAMPIONSHIPS & AUSTRALIAN JUNIOR

ROAD WALKING CHAMPIONSHIPS

Derwent Entertainment Centre

Elwick, Tasmania

August 27, 2006

Women Open 10km

1. Natalie Saville NSW 47:13; 2. Claire Woods SA 47:19; 3. Lisa Grant NSW 47:30; 4. Megan Szirom VIC 48:33; 5. Michelle French NSW 49:19; 6. Celia Butler TAS 1:00:13; 7. Elizabeth Leitch TAS 1:02:22; 8. Justijana Roseman VIC 1:03:36; 9. Jodie Sundstrom NSW 1:11:53; 10. Rose Stigwood SA 1:12:34.

Women Under 20 10km

1. Siobhan Donovan VIC 55:38; 2. Lynette Bannister TAS 56:42; Fiona Alldis NSW DQ.

Women Under 18 8km

1. Jess Rothwell VIC 40:31; 2. Cassandra Staples NSW 42:02; 3. Lauren Drennan VIC 42:42; 4. Katarina Grgurovic WA 43:11; 5. Danielle Scott WA 43:45; 6. Lizzie Malcomson TAS 44:24; 7. Kimberly Smith WA 44:32; 8. Gabrielle D'Agnone WA 44:37; 9. Natasha Sorensen QLD 44:45; 10. Jessie Palfreyman VIC 45:39; 11. Nicole Byrne WA 46:47; 12. Anna Grgurovic WA 47:32; 13. Tamara Attard VIC 47:41; 14. Emma Simmons WA 49:18; 15. Laura Mogenson NSW 50:14; 16. Melissa Sullivan WA 54:02.

Women Under 16 5km

1. Paige Hooper SA 24:08; 2. Melissa Hayes NSW 25:08; 3. Regan Lamble VIC 25:31; 4. Natalie Laurie VIC 26:36; 5. Samantha Tesch QLD 27:03; 6. Rukshani Keenawinna NSW 27:45; 7. Karla Barrett WA 28:18; 8. Marie Decker WA 29:58; 9. Shennae Hartley WA 30:12; 10. Louise Richardson WA 30:28; 11. Samantha Buckler QLD 31:12; Alycia Wiggins TAS DQ.

Women Under 14 3km

1. Shannon Jennings NSW 14:40; 2. Amy Bettiol NSW 15:18; 3. Cassandra Raselli VIC 15:21; 4. Kate Fitzsimons WA 15:35; 5. Kini Chapple NSW 15:40; 6. Emma Bettiol NSW 15:45; 7. Taylor-Paige Billington NSW 15:50; 8. Rachel Tallent VIC 16:09; 9. Lauren Harrington SA 16:20; 10. Teletha Phillips TAS 16:24; 11. Caitlin Campbell VIC 16:30; 12. Chelsea Dryer VIC 16:53; 13. Krystal Leinasars WA 16:56; 14. Courtney

Sorensen QLD 17:01; 15. Emily Payne VIC 17:13; 16. Ebony Tallent VIC 17:42; 17. Andrea Hahn WA 17:51; 18. Ebony Whiley VIC 18:04; 19. Tayla Langley QLD 19:03; 20. Georgia Parry TAS 19:52; 21. Stephanie Holloway TAS 20:53; Tiffany D'Agnone WA DQ; Jaqueline Smith WA DQ.

Teams 1. NSW 8 points; 2. VIC 17 points; 3. WA 23 points; 4. TAS 30 points.

Men Open 30km

1. Nathan Deakes VIC 2:05:06; 2. Jared Tallent VIC 2:13:51; 3. Chris Erickson VIC 2:15:00; 4. Troy Sundstrom NSW 2:30:52.

Men Under 20 20km

1. Ian Rayson NSW 1:39:36; Martyn Wheatley WA DQ.

Men Under 18 8km

1. Daniel Coleman TAS 36:33; 2. Kyle Bryant VIC 36:45; 3. Brendon Reading ACT 38:57; 4. Michael Reading ACT 40:35; 5. Adam Dunn SA 40:52; 6. Daniel Payne VIC 41:44; 7. Shaun Burgess VIC 42:25; 8. Ian Dewhurst NSW 43:04; Brook Keys NSW DQ.

Men Under 16 5km

1. Sean Fitzsimons WA 24:12; 2. Nicholas Mirarchi VIC 25:09; 3. Chase Richardson TAS 27:11; 4. Bobby Malcomson TAS 27:57; Kyle Malone NSW DQ.

Men Under 14 3km

1. Nathan Falzdad NSW 15:00; 2. Samuel Dib WA 15:02; 3. Steven Washburn NSW 15:38; 4. Harley Chapman WA 15:44; 5. Chris Ninnett WA 15:49; 6. Daniel Crouch SA 17:31; 7. Corey Buckler QLD 17:42; 8. Brodie Nankervis TAS 18:41; 9. Shannon Weedon TAS 19:38; 10. Brodie Stokell TAS 22:02; Cameron Alderman NSW DQ; Bradley Simpson VIC DQ.

Teams 1. WA 6 points; 2. TAS 15 points; NSW DNF.

TELSTRA AUSTRALIAN CROSS COUNTRY

CHAMPIONSHIPS

Pontville Equestrian Park & Sporting Complex

Brighton, Tasmania

August 26, 2006

Women Open 8km

1. Anna Thompson VIC 27:45; 2. Donna Macfarlane TAS 28:07; 3. Lisa Jane Weightman VIC 28:20; 4. Emma Rilen NSW 28:44; 5. Lauren Shelley WA 28:45; 6. Clare Geraghty QLD 28:49; 7. Kristy Willis SA 28:58; 8. Eliza Stewart NSW 29:08; 9. Belinda Wilsher NSW 29:11; 10. Kate Smyth VIC 29:23; 11. Melinda Vernon NSW 29:43; 12. Jenny Dallaway NSW 29:48; 13. Sarah Lofts VIC 29:55; 14. Jenny Truscott NSW 30:07; 15. Hanny Allston TAS 30:15; 16. Kathryn Archbold NSW 30:38; 17. Anna Worland VIC 30:55; 18. Kate Seibold-Crosbie VIC 31:03; 19. Jenny Gillard TAS 31:07; 20. Lisa Jane Dick VIC 31:08; 21. Greta Truscott NSW 31:17; 22. Lyn Saint John TAS 31:26; 23. Maryann Murray VIC 31:29; 24. Karen Natoli VIC 31:30; 25. Elizabeth Orchard NZL 31:42; 26. Tara Palm SA 32:12; 27. Fleur Flanery ACT 32:49; 28. Jessamy Hosking ACT 33:34; 29. Kristen Wyatt VIC 33:38; 30. Tarli Bird VIC 34:09; 31. Emma Butler TAS 34:33; 32. Andrea Marquardt TAS 34:56; 33. Olivia Gillie TAS 35:08; 34. Carolyn Davis TAS 35:28; 35. Cassie Dege NSW 35:38; 36. Sarah Pinto TAS 36:05; 37. Katherine Sutherland TAS 38:11.

Teams 1. VIC 20 points; 2. NSW 23 points; 3. TAS 35 points.

Women Clubs Championship

1. Knox VIC 40 points [Lisa Jane Weightman, Sarah Lofts, Karen Natoli]; 2. Glenhuntly VIC 41 points [Anna Thompson, Kate Smyth, Tarli Bird]; 3. Sandy Bay TAS 47 points [Donna MacFarlane, Hanny Allston, Andrea Marquardt].

Women Under 23 8km

1. Clare Geraghty QLD 28:49; 2. Eliza Stewart NSW 29:08; 3. Belinda Wilsher NSW 29:11; 4. Melinda Vernon NSW 29:43; 5. Kathryn Archbold NSW 30:38; 6. Elizabeth Orchard NZL 31:42; 7. Tara Palm SA 32:12; 8. Tarli Bird VIC 34:09; 9. Cassie Dege NSW 35:38; 10. Sarah Pinto TAS 36:05.

Women Under 20 6km

1. Lucy Starrat NSW 21:55; 2. Ashlea Gilfillan QLD 22:25; 3. Sarah Grahame VIC 22:32; 4. Holly Van Dalen NZL 22:38; 5. Katie Wright NZL 22:47; 6. Samantha Milton NSW 22:53; 7. Rebecca Lowe NSW 23:07; 8. Lucy Van Dalen NZL 23:19; 9. Ellie O'Kane NSW 23:25; 10. Katie Duncan VIC 23:38; 11. Anneli Uys VIC 23:50; 12. Emma Statham NSW 23:52; 13. Holly Pobjie NSW 24:11;

AUSTRALIAN ROAD & CROSS COUNTRY CHAMPIONSHIPS (CONTINUED)

14. Zoe Warrington VIC 24:20; 15. Kim Dutkowski TAS 24:21; 16. Dannielle McKenzie QLD 24:32; 17. Michelle Delaney NSW 24:39; 18. Rachel Ferris QLD 24:47; 19. Kate Cuk VIC 24:51; 20. Hillory Davis ACT 24:54; 21. Georgia Gregory NSW 24:57; 22. Jessica Tromp VIC 25:06; 23. Jessica Ireland TAS 25:24; 24. Camille Hudson VIC 25:31; 25. Emily Boyce QLD 25:37; 26. Hannah Flannery ACT 25:50; 27. Rachel Effeny QLD 25:56; 28. Georgia Chalmers VIC 26:10; 29. Elise Aplin VIC 26:16; 30. Jessica Appleby TAS 26:29; 31. Ally Nash NSW 26:39; 32. Siobhan Lane VIC 27:01; 33. Emily Wallace TAS 27:03; 33. Alexandra Mathewson QLD 27:03; 35. Annaliese Hunt TAS 27:18; 36. Sherilee Ramsey QLD 27:48; 37. Madeline Jones VIC 27:59; 38. Simone Ostrouska VIC 28:39; 39. Caitlin McCleary VIC 29:17.

Teams 1. VIC 14 points; 2. NSW 14 points; 3. QLD 20 points; 4. TAS 30 points.

Men Open 12km

1. Lee Troop VIC 36:36; 2. Martin Dent ACT 36:52; 3. Michael Shelley QLD 37:15; 4. Erwin McRae ACT 37:27; 5. Collis Birmingham VIC 37:37; 6. Liam Adams VIC 37:44; 7. Kim Gillard TAS 37:53; 8. Clint Perrett VIC 37:57; 9. Scott McTaggart ACT 38:11; 10. Anthony Haber ACT 38:13; 11. Jeffery Hunt NSW 38:18; 12. Angus Bell NZL 38:21; 13. Glenn Guzzo NSW 38:23; 14. Toby Rayner VIC 38:25; 15. Nicolas Cope NSW 38:33; 16. Lachlan McArthur VIC 38:36; 17. Scott Britain QLD 38:45; 18. David McNeil VIC 38:50; 19. Philo Saunders ACT 39:03; 20. Hamish McElwee WA 39:06; 21. Grant Page TAS 39:20; 22. Paul Morgan SA 39:25; 23. Daniel Matena SA 39:29; 24. Steve Dinneen VIC 39:31; 25. Michael Hosking ACT 39:32; 26. Mark Jackson TAS 39:33; 27. Ryan Jackson VIC 39:39; 28. Andrew White VIC 39:48; 29. Adam Didyk SA 39:53; 30. Adam Leane ACT 40:04; 31. Jarrod Shaw TAS 40:07; 32. Andrew Ferris QLD 40:08; 33. John Meagher VIC 40:09; 34. Mark Bourne ACT 40:15; 35. Shaphan Cox WA 40:20; 36. Daniel Clark VIC 40:21; 37. Sam Dobson NZL 40:23; 38. Shane Theile SA 40:25; 39. Scott Tamblin WA 40:27; 39. Brad Dyson VIC 40:27; 41. Ben Toomey VIC 40:30; 42. Michael Herlihy ACT 40:31; 43. Mark Shepherd ACT 40:43; 44. Richard Welsh TAS 40:57; 45. Brian Lyons VIC 41:04; 46. Sam Fergusson TAS 41:26; 47. Stuart Doyle ACT 41:31; 48. Vince Bosco QLD 41:40; 49. Adrian Vincent VIC 42:12; 50. Jason Roxburgh QLD 42:38; 51. Wesley Benson VIC 42:42; 52. Peter Bock QLD 43:33; 53. Charles Gunn TAS 43:46; 54. Alex Humphrey TAS

44:07; 55. Christopher Sullivan TAS 45:10; 56. Will Clarke VIC 45:23; 57. Greg Hickey TAS 45:43; 58. Flynn Boyle QLD 46:30; 59. Robert Lee TAS 46:38; 60. Joseph McCullagh TAS 47:56; 61. Daniel Carter TAS 49:40; 62. Paul Dannock TAS 51:05.

Teams 1. VIC 20 points; 2. ACT 25 points; 3. TAS 51 points; 4. QLD 52 points; 5. SA 62 points.

Men Clubs Championship

1. North Canberra Gunghalin ACT 23 points [Erwin McRae, Scott McTaggart, Anthony Haber]; 2. Weston Creek ACT 51 points [Martin Dent, Philo Saunders, Adam Leane]; 3. Box Hill VIC 85 points [Steve Dinneen, Andrew White, John Meagher]; 4. Knox VIC 113 points [Ryan Jackson, Ben Toomey, Brian Lyons]; 5. South Canberra Tuggeranong ACT 115 points [Michael Hosking, Mark Shepherd, Stuart Doyle]; 6. Sandy Bay TAS 140 points [Jarrod Shaw, Alex Humphrey, Christopher Sullivan]; 7. Newstead Harriers TAS 172 points [Charles Gunn, Robert Lee, Joseph McCullagh].

Men Under 23 12km

1. Collis Birmingham VIC 37:37; 2. Liam Adams VIC 37:44; 3. Toby Rayner VIC 38:25; 4. David McNeil VIC 38:50; 5. Michael Hosking ACT 39:32; 6. Andrew White VIC 39:48; 7. Andrew Ferris QLD 40:08; 8. Daniel Clark VIC 40:21; 9. Sam Dobson NZL 40:23; 10. Ben Toomey VIC 40:30; 11. Mark Shepherd ACT 40:43; 12. Brian Lyons VIC 41:04; 13. Adrian Vincent VIC 42:12; 14. Jason Roxburgh QLD 42:38; 15. Charles Gunn TAS 43:46; 16. Alex Humphrey TAS 44:07; 17. Will Clarke VIC 45:23; 18. Flynn Boyle QLD 46:30; 19. Daniel Carter TAS 49:40.

Men Under 20 8km

1. Chris Hamer VIC 25:31; 2. Stephen Kelly VIC 25:35; 3. Mathew Mildenhall NZL 25:37; 4. Sam Crowther VIC 25:44; 5. Scott Vance VIC 26:06; 6. Courtney Carter WA 26:22; 7. Tim Hodge NZL 26:32; 8. Tyson Popplesstone VIC 26:35; 8. Matt Daley QLD 26:35; 10. Aaron Patterson WA 26:50; 11. Michael Harrison NSW 26:55; 12. Aaron Jackson NZL 26:56; 13. Ben Ashkettle VIC 27:12; 14. Ryan Foster TAS 27:19; 15. Andre Neilson VIC 27:29; 16. David Strickland QLD 27:31; 16. James Alexander VIC 27:31; 18. Jay Twist QLD 27:45; 19. Matthew Rando NSW 27:48; 20. Benjamin Dawson ACT 27:49; 21. Kale Symons VIC 27:54; 22. Mitchell Robins NSW 27:55; 23. Mitchell Brown VIC 27:56; 24. Daryl Crook QLD 28:01; 25. Lachlan Carter TAS 28:09; 26. Scott Tomlinson ACT 28:11; 27. Brady Threlfall VIC 28:12;

28. Ben Guest NSW 28:29; 29. Geoff Cassidy TAS 28:36; 29. Chris Rawling SA 28:36; 31. Nicholas Murphy VIC 28:43; 32. Matthew Coloe VIC 28:47; 33. James Barker NSW 28:49; 34. Ben Cross NSW 28:56; 35. Mayak Deng QLD 29:00; 36. Karl Stacey QLD 29:03; 37. Duayne Christou VIC 29:11; 38. Brendan Hunt WA 29:15; 39. Stephen McCullough VIC 29:16; 40. Matthew Johnsen NSW 29:21; 41. Terry Shore TAS 29:26; 42. Oliver Lord NSW 29:29; 43. Tighe Summers QLD 29:38; 44. Luke Toomey VIC 30:00; 45. Peter Shearman VIC 30:01; 46. Cameron Menadue VIC 30:02; 47. Navin Arunasalam VIC 30:05; 48. Joel Andrews QLD 30:09; 49. Edward Ovadia NSW 30:34; 50. Rohan Lindsay-Johns VIC 30:46; 51. Sam Morey TAS 30:59; 52. Lewis Willing TAS 31:02; 53. Ruben Arunasalam VIC 31:09; 54. Mastewal Worku QLD 31:15; 55. Paul Luttrell TAS 31:39; 56. Alex Gray ACT 32:03; 57. Jock Gunn TAS 32:43; 58. Nick Andrewartha TAS 32:52; 59. Sam Crosswell TAS 33:26.

Teams 1. VIC 8 points; 2. QLD 18 points; 3. TAS 25 points; 4. NSW 27 points.

AUSTRALIAN ALL SCHOOLS

CROSS COUNTRY CHAMPIONSHIPS

Pontville Equestrian Park & Sporting Complex

Brighton, Tasmania

August 26, 2006

Girls 18/19 Years (Under 20) 6km

1. Ashlea Gilfillan QLD 22:25; 2. Sarah Grahame VIC 22:32; 3. Holly Van Dalen NZL 22:38; 4. Rebecca Lowe NSW 23:07; 5. Lucy Van Dalen NZL 23:19; 6. Ellie O'Kane NSW 23:25; 7. Katie Duncan VIC 23:38; 8. Emma Statham NSW 23:52; 9. Holly Pobjie NSW 24:11; 10. Zoe Warrington VIC 24:20; 11. Kim Dutkowski TAS 24:21; 12. Michelle Delaney NSW 24:39; 13. Rachel Ferris QLD 24:47; 14. Kate Cuk VIC 24:51; 15. Hillory Davis ACT 24:54; 16. Georgia Gregory NSW 24:57; 17. Jessica Tromp VIC 25:06; 18. Camille Hudson VIC 25:31; 19. Emily Boyce QLD 25:37; 20. Hannah Flannery ACT 25:50; 21. Georgia Chalmers VIC 26:10; 22. Jessica Appleby TAS 26:29; 23. Ally Nash NSW 26:39; 24. Siobhan Lane VIC 27:01; 25. Alexandra Mathewson QLD 27:03; 25. Emily Wallace TAS 27:03; 27. Sherilee Ramsey QLD 27:48; 28. Madeline Jones VIC 27:59; 29. Simone Ostrouska VIC 28:39; 30. Caitlin McCleary VIC 29:17.

Teams 1. NSW 12 points; 2. VIC 26 points.

Girls 16/17 Years

(Under 18 All Schools & Youth) 4km

1. Rachel Green VIC 14:25; 2. Lexi Gilmore NSW 14:40; 3. Elise Clayton VIC 14:42; 4. Melissa Duncan VIC 15:01; 5. Karinna Fyfe TAS 15:04; 6. Sally Fitzgibbons NSW 15:05; 7. Bridey Delaney NSW 15:06; 8. Tamara Carvolth QLD 15:07; 9. Katherine Conder NSW 15:09; 10. Veronica Wallington NSW 15:10; 11. Chloe Tighe NSW 15:19; 12. Alexis McKillop NSW 15:21; 13. Libby Clarke TAS 15:27; 14. Hayley Green NZL 15:33; 15. Jennifer Conder NSW 15:34; 16. Lauren McKillop NSW 15:35; 17. Jaimi Chisholm VIC 15:40; 18. Genieve Lacaze QLD 15:42; 19. Sarah O'Dwyer-Mazur QLD 15:46; 20. Hayley Gosman ACT 15:47; 21. Kirsty Jackson QLD 15:52; 22. Juliette Booth VIC 15:55; 23. Emma Walsh NSW 15:57; 24. Emma Stubbs QLD 15:58; 25. Elizabeth Colwell QLD 16:01; 26. Lucy Whyte ACT 16:13; 27. Ali Wilson VIC 16:14; 28. Griffith Carly VIC 16:21; 29. Sarah Hall QLD 16:23; 30. Laura Popperton SA 16:33; 31. Melissa Bell VIC 16:36; 32. Megan Brooks SA 16:37; 33. Tahnee Russell WA 16:39; 34. Jessica Ryan SA 16:43; 35. Breanna Ryan VIC 16:45; 36. Claire Ogden QLD 16:46; 37. Sophie Walkom QLD 16:49; 38. Elyse Jenkins TAS 16:51; 39. Erika Lori WA 16:55; 40. Anne Southgate ACT 16:57; 41. Elizabeth French VIC 16:58; 42. Monique Hollick WA 16:59; 43. Blake Hendrie WA 17:01; 44. Elizabeth Olayos VIC 17:07; 45. Isabella Thompson TAS 17:11; 46. Renee Owen VIC 17:12; 47. Miranda Findloy VIC 17:15; 47. Meluka Bancroft WA 17:15; 49. Sammie Simmons VIC 17:17; 50. Tara Capel QLD 17:20; 51. Brooke Pickersgill WA 17:21; 52. Caris Allen WA 17:25; 53. Frances Kwiatkowski WA 17:29; 54. Sarah James QLD 17:32; 55. Sophie Ireland TAS 17:33; 56. Ella Bouchier TAS 17:35; 57. Kate Lennox ACT 17:36; 58. Jayne Engwerda TAS 17:40; 59. Sarah Crittenden ACT 17:46; 60. Rochelle Harris WA 17:51; 61. Maggie Earl WA 17:54; 62. Alexandra Miller WA 18:23.

Teams 1. VIC 21 points; 2. NSW 24 points; 3. QLD 55 points; 4. TAS 70 points; 5. ACT 93 points; 6. WA 102 points.

Girls 14/15 Years (Under 16) 4km

1. Ashleigh Gentle QLD 14:31; 2. Grace Thek VIC 14:46; 2. Jessica Gilfillan QLD 14:46; 4. Linden Hall VIC 14:58; 5. Samantha Carberry VIC 15:01; 6. Robyn Bennett QLD 15:13; 6. Claire Doyle NSW 15:13; 8. Jamie Rennell QLD 15:24; 9. Kate Sly VIC 15:28;

AUSTRALIAN ROAD & CROSS COUNTRY CHAMPIONSHIPS (CONTINUED)

9. Erin Gangelhoff VIC 15:28; 11. Victoria Low NSW 15:31; 11. Celia Sullough NSW 15:31; 11. Georgie Buckley VIC 15:31; 14. Selma Kajan NSW 15:34; 15. Kirsty Faulkner SA 15:36; 15. Sarah Deuble QLD 15:36; 17. Chole Esposito NSW 15:40; 18. Shannen McDonald SA 15:42; 19. Meg Russell VIC 15:43; 20. Rachael Menadue VIC 15:46; 21. Thea Welsby NSW 15:47; 22. Rebecca Henderson ACT 15:48; 23. Courtney Kennedy ACT 15:52; 24. Demi Wood SA 15:53; 24. Kate Sparshoff QLD 15:53; 26. Paige Hooper SA 15:58; 27. Brittany Nash VIC 15:59; 28. Samantha Tesch QLD 16:00; 29. Alana Yardley NSW 16:03; 29. Jasmin Hurikino QLD 16:03; 29. Sarah Dobbie ACT 16:03; 32. Erin Priestly ACT 16:04; 33. Caitlin Thackray SA 16:06; 34. Dervla Ryan QLD 16:10; 34. Ashley Mason QLD 16:10; 36. Kristy Coleman NSW 16:11; 37. Chavon Livey WA 16:12; 38. Katie Goldman QLD 16:16; 39. Bryanna Childs QLD 16:20; 40. Anne Baker ACT 16:23; 41. Stephanie Kondagonis VIC 16:26; 42. Kelly-Ann Perkins QLD 16:31; 43. Melissa Casha VIC 16:36; 44. Sarah Irwin QLD 16:40; 45. Charlotte Lane WA 16:44; 46. Carley Smith QLD 16:45; 47. Rebecca Krause QLD 16:49; 48. Lauren Winterflood NSW 16:50; 49. Jessica Morey TAS 16:55; 50. Allie Britton TAS 16:57; 51. Hannah Linehan VIC 16:59; 52. Samantha Howard VIC 17:02; 53. Alicia Hallett WA 17:04; 54. Emma Jackson QLD 17:05; 55. Olivia Milley-Dwyer NSW 17:07; 55. Anna Matthews VIC 17:07; 57. Catherine English WA 17:13; 58. Karla Barrett WA 17:19; 59. Charlette Wilson NSW 17:25; 60. Leah Walhauser TAS 17:26; 61. Anthea Bennett TAS 17:28; 62. Hannah Ling TAS 17:31; 63. Laura Constable VIC 17:34; 64. Maeghan Urry QLD 17:38; 65. Rachel McNally WA 17:39; 66. Annabel Gibson TAS 17:43; 67. Sarah Davis ACT 17:47; 68. Catherine Connolly SA 17:52; 69. Siobhan Williams TAS 17:58; 70. Loren Hadwiger WA 18:01; 71. Ingrid Nielson TAS 18:03; 72. Heather Richards TAS 18:14; 73. Lucy Stewart NSW 18:15; 74. Rebecca Jackson WA 18:20; 75. Meg Lyall TAS 18:23; 76. Sheree Boase WA 18:26.

Teams 1. QLD 16 points; 2. VIC 24 points; 3. NSW 41 points; 4. SA 77 points; 5. ACT 92 points; 6. WA 125 points; 7. TAS 136 points.

Girls 13 Years (Under 14) 3km

1. Keana Tour- May VIC 10:50; 2. Siobhan Jagusch VIC 10:56; 3. Dannielle Baulch VIC 11:07; 4. Eliza Barton NSW 11:08; 5. Tayla Daly VIC 11:17; 6. Bree Jones NSW 11:19; 7. Tia Dixon-Toomey QLD 11:23; 7. Jennifer Baulch VIC 11:23; 9. Madeline Cleve-

Gergen VIC 11:24; 10. Melanie Townsend VIC 11:28; 11. Stephanie Winkler QLD 11:31; 12. Alicia Sweeney ACT 11:33; 13. Nikki Hiscock QLD 11:34; 13. Emily Mantle NSW 11:34; 15. Ashlee Kehoe-Sporton VIC 11:35; 16. Brigitte Healey VIC 11:36; 16. Amanda Marks NSW 11:36; 18. Taneil Davidson QLD 11:39; 18. Isis Flynn-Pittar QLD 11:39; 20. Ellie Salthouse QLD 11:44; 20. Hannah Under 18 Menday NSW 11:44; 22. Natalie East QLD 11:45; 22. Grace Harvey NSW 11:45; 24. Chelsea Dartnell QLD 11:46; 25. Zoe May QLD 11:47; 25. Sheridan Tolman-Johnston QLD 11:47; 25. Charlotte Thomson NSW 11:47; 28. Imogen Batt-Doyle SA 11:48; 28. Tasmin McMahon SA 11:48; 28. Katherine Loughnan WA 11:48; 31. Jordan Mercer QLD 11:49; 32. Eleanor Wardleworth SA 11:51; 33. Molly Thackray SA 11:53; 34. Catherine Van Der Walt WA 11:54; 35. Emma Louise Newman ACT 11:55; 36. Nicola Keane NSW 11:56; 37. Georgina Wingham ACT 11:57; 37. Adaline Storch QLD 11:57; 39. Erica Morgan WA 11:58; 40. Rebecca Collis ACT 11:59; 41. Ellie MacDonald VIC 12:00; 42. Vanessa O'Shea VIC 12:01; 43. Lilly Stanesby TAS 12:05; 43. Lauren Parsons NSW 12:05; 45. Zoe Palmer TAS 12:07; 46. Catherine Clarke WA 12:10; 46. Olivia Knowles VIC 12:10; 48. Erica Ricketts QLD 12:13; 49. Misha Richardson WA 12:15; 50. Deni Saunders TAS 12:16; 51. Sophie Bourke TAS 12:17; 52. Lucinda Wildie WA 12:20; 53. Tayla Langley QLD 12:26; 53. Ashley Jordan SA 12:26; 55. Bethany Thomas SA 12:27; 56. Annabelle Green NSW 12:28; 57. Kayla De Bondt VIC 12:29; 58. Ariana Blackwood NZL 12:30; 59. Rhian Munks WA 12:35; 60. Jaimie Roberts VIC 12:43; 61. Brooke Smith WA 12:44; 62. Kini Chapple NSW 12:49; 63. Carissa Priest WA 12:50; 64. Annelise Towns TAS 12:53; 65. Jillian Lyall TAS 13:27.

Teams 1. VIC 12 points; 2. QLD 41 points; 3. NSW 43 points; 4. SA 90 points; 5. ACT 92 points; 6. WA 105 points; 7. TAS 130 points.

Girls 12 Years 3km

1. Jenny Blundell NSW 10:37; 2. Jodie Duff QLD 10:50; 3. Tessa Potezny SA 10:51; 4. Erin Rayner VIC 11:07; 5. Jade Brandt QLD 11:14; 6. Michaela Parsons VIC 11:16; 7. Alyce Brown NSW 11:24; 8. Natasha Staude SA 11:25; 9. Jayde Anderson VIC 11:26; 10. Jessica Hogg QLD 11:29; 11. Emily Ryan ACT 11:33; 12. Jessie Simpson QLD 11:34; 13. Natalea Smith TAS 11:37; 14. Morgan Mitchell VIC 11:41; 15. Amelia Fox NSW 11:46; 15. Sarah Carlie NSW 11:46; 17. Tashana Kehoe-Sporton VIC 11:50; 18. Catriona Windsor ACT

11:53; 19. Anika Moore QLD 11:55; 20. Clare Short SA 11:58; 21. Ataiti Faulkner TAS 12:03; 22. Ashlee Watson TAS 12:05; 23. Georgia Stokell WA 12:11; 24. Kartia Stephens SA 12:17; 25. Morgan Moloney NSW 12:27; 26. Kate Wright ACT 12:29; 27. Miranda Allender TAS 12:34; 28. Sharda Nettle SA 12:37; 29. Annie Harper ACT 12:38; 30. Laura Berry TAS 12:40; 31. Emma Walkey WA 12:43; 32. Rachel Mc Cormick WA 12:48; 33. Emily Campbell ACT 12:52; 34. Shamee Vigors WA 13:00.

Teams 1. QLD 29 points; 2. VIC 33 points; 3. NSW 39 points; 4. SA 55 points; 5. TAS 83 points; 6. ACT 84 points; 7. WA 120 points.

Girls 11 Years 3km

1. Courtney Scott VIC 11:21; 2. Lucy Young QLD 11:27; 3. Madeleine Capel QLD 11:29; 4. Anna Laman NSW 11:31; 5. Caitlin Delaney NSW 11:45; 6. Sophie Linn SA 11:50; 7. Stratton Kristy VIC 11:52; 8. Lauren Mewing QLD 11:55; 9. Lilli Price QLD 11:59; 10. Gabrielle Golds VIC 12:00; 10. Madeline Hay NSW 12:00; 12. Tess Keely NSW 12:08; 13. Grace Kalac VIC 12:11; 14. Natasha Fitzpatrick TAS 12:17; 15. Kyna Millan ACT 12:19; 16. Cara Tilyard TAS 12:21; 17. Candice Dooley NSW 12:24; 18. Phyllida Thomson ACT 12:27; 19. Isobel Batt-Doyle SA 12:28; 20. Febey Pearce TAS 12:37; 21. Nicola Deacon VIC 12:38; 22. Olivia Bilson TAS 12:39; 23. Jacinta Brinsley SA 12:40; 24. Clara Lokan SA 12:51; 24. Alice Patterson-Robert TAS 12:51; 26. Bethany Powell SA 12:59; 27. Sarah Davis ACT 13:17; 28. Sarah Legge-Wilkinson ACT 13:24; 29. Dimity Herstik ACT 13:39.

Teams 1. QLD 22 points; 2. NSW 31 points; 3. VIC 32 points; 4. TAS 72 points; 5. SA 73 points; 6. ACT 88 points.

Girls 10 Years 2km

1. Hayley Arden NSW 7:38; 2. Natalie Rule VIC 7:46; 3. Katie Gamble NSW 7:52; 4. Shae Grieger SA 7:56; 5. Erin Blundell NSW 8:00; 6. Carolena Kostas NSW 8:01; 6. Jessica Sleigh NSW 8:01; 6. Zoe Moss TAS 8:01; 9. Lizzy Bagnall QLD 8:06; 10. Courtney Harverson VIC 8:07; 11. Claudia Verstraten VIC 8:10; 12. Renee Doggett VIC 8:12; 13. Milica Ivanov VIC 8:15; 13. Laura Barthelemy QLD 8:15; 15. Dragana Kljajic SA 8:20; 16. Jemma Mirabella VIC 8:22; 17. Jade Dowling QLD 8:27; 18. Rebecca Lee ACT 8:32; 19. Bridget Reilly ACT 8:33; 20. Jemma Potezny SA 8:35; 21. Rebecca Burns TAS 8:36; 22. Amy Smith QLD 8:39; 23. Rachael Goldstein ACT 8:40;

24. Kimberley Butler SA 8:46; 25. Julia Minnucci TAS 8:47; 26. Kelsie Rainbow TAS 8:53; 27. Julia Lonsdale ACT 8:57; 28. Sarah Carter ACT 9:10; 29. Elora Oades SA 9:54.

Teams 1. NSW 16 points; 2. VIC 39 points; 3. QLD 49 points; 4. SA 63 points; 5. TAS 78 points; 6. ACT 87 points.

Boys 18/19 Years (Under 20) 8km

1. Chris Hamer VIC 25:31; 2. Stephen Kelly VIC 25:35; 3. Mathew Mildenhall NZL 25:37; 4. Sam Crowther VIC 25:44; 5. Ryan Foster TAS 27:19; 6. James Alexander VIC 27:31; 7. Matthew Rando NSW 27:48; 8. Kale Symons VIC 27:54; 9. Mitchell Robins NSW 27:55; 10. Mitchell Brown VIC 27:56; 11. Ben Guest NSW 28:29; 12. Geoff Cassidy TAS 28:36; 12. Chris Rawling SA 28:36; 14. Nicholas Murphy VIC 28:43; 15. Matthew Coloe VIC 28:47; 16. James Barker NSW 28:49; 17. Ben Cross NSW 28:56; 18. Mayak Deng QLD 29:00; 19. Brendan Hunt WA 29:15; 20. Stephen McCullough VIC 29:16; 21. Matthew Johnson NSW 29:21; 22. Oliver Lord NSW 29:29; 23. Tighe Summers QLD 29:38; 24. Peter Shearman VIC 30:01; 25. Joel Andrews QLD 30:09; 26. Rohan Lindsay-Johns VIC 30:46; 27. Mastewal Worku QLD 31:15; 28. Alex Gray ACT 32:03; 29. Jock Gunn TAS 32:43; 30. Nick Andrewartha TAS 32:52; 31. Sam Crosswell TAS 33:26.

Teams 1. VIC 16 points; 2. NSW 28 points; 3. TAS 42 points.

Boys 16/17 Years

(Under 18 All Schools & Youth) 6km

1. Mitch Frey VIC 18:36; 2. Hugo Beamish NZL 18:37; 3. Ryan Gregson NSW 18:41; 4. Matthew Bayley VIC 19:09; 5. Richard Everest SA 19:11; 6. Ashley Watson VIC 19:16; 7. Jamie Huggett VIC 19:32; 8. Kane Wille VIC 19:35; 9. Mitchell Lamb ACT 19:36; 10. James Nipperess NSW 19:40; 11. Ryan Mathews VIC 19:47; 12. Damian Nugent VIC 19:52; 13. David Mainwaring NSW 19:55; 14. Barton Macpherson NSW 20:00; 15. Brad Milosevic NSW 20:04; 16. Ryan Isaac QLD 20:07; 17. Tom Beard TAS 20:11; 18. Andrew Hayes QLD 20:13; 18. Tim Morrison SA 20:13; 20. Marc See WA 20:17; 21. Jason Harrison NSW 20:21; 21. Alex Spinks TAS 20:21; 23. Josh Harris TAS 20:22; 23. Mark Poli VIC 20:22; 25. Alex Howard VIC 20:26; 26. Jamie Sherson NSW 20:28; 27. Tim Martin ACT 20:29; 28. Jamie Lavery QLD 20:30; 28. Tom Fawthorpe VIC 20:30; 30. Elliott Wise ACT 20:33; 31. Alexandra Dreyer WA 20:35; 32. Campbell Schmidt QLD 20:36; 33. Sam May WA 20:39; 33. Angus Campbell NSW 20:39; 35. Ben Cootes ACT 20:40; 36. Mark Deluca

AUSTRALIAN ROAD & CROSS COUNTRY CHAMPIONSHIPS (CONTINUED)

VIC 20:41; 37. Brian McLeod QLD 20:42; 38. Drew Williams QLD 20:45; 39. Nathan Carr VIC 20:50; 40. Lachlan Kennedy WA 20:55; 41. John Hoyes QLD 21:00; 42. Scott Zuliani VIC 21:09; 43. Andrew Law ACT 21:11; 43. Daniel McQuie WA 21:11; 45. Steve Nichols QLD 21:12; 46. Thomas Hurley NSW 21:20; 47. Nathan Morey TAS 21:23; 48. Rory Dyus SA 21:26; 49. Dominic Perry NSW 21:28; 50. James Laman NSW 21:29; 51. Zachary Hammond SA 21:31; 52. Stewart Gray ACT 21:34; 53. Cale Bowd NSW 21:37; 54. Luke Coleman QLD 21:39; 55. Daniel Kennedy WA 21:40; 56. Ryan Meyer QLD 21:44; 56. Peter Kleywegt TAS 21:44; 58. Dominic Symes SA 21:46; 59. Daniel Reeves TAS 21:51; 60. Daniel Clarke WA 21:52; 61. Cormac Gallagher WA 21:53; 62. Samuel Chirside SA 21:57; 63. Grant Williams QLD 22:02; 64. Andy Martin ACT 22:04; 65. Nicholas Von Geusau WA 22:05; 66. Ben Green WA 22:11; 67. Matt Rowe SA 22:17; 68. Marcus Clarke TAS 22:50; 68. David Fletcher TAS 22:50; 70. Ryan Auld QLD 22:58; 71. Cameron Brown WA 23:02; 72. William Clapin WA 23:19; 73. Samuel Cleasby WA 23:45.

Teams 1. NSW 19 points; 2. VIC 52 points; 3. QLD 62 points; 4. ACT 69 points; 5. TAS 70 points; 6. SA 81 points; 7. WA 90 points.

Boys 14/15 Years (Under 16) 4km

1. Cameron Page NSW 13:06; 2. David Ricketts NSW 13:26; 3. Todd Wakefield NSW 13:30; 4. Rhys Jones SA 13:39; 5. George Hedley VIC 13:44; 6. Joshua Johnson NSW 13:48; 6. Brett Robinson ACT 13:48; 8. Sean Yoshiura QLD 13:49; 8. Thomas Briggs QLD 13:49; 8. Joshua Hicks WA 13:49; 11. Kevin Batt Batt NSW 13:51; 12. Sam Martyn NSW 13:57; 13. Kane Grimster VIC 13:58; 14. Oliver Stanesby TAS 14:00; 15. Michael Todd NSW 14:01; 16. Johnny Rayner VIC 14:05; 17. Joshua Searle SA 14:06; 17. Dominic Davis SA 14:06; 19. Andrew Seen VIC 14:07; 20. Jordan Nelson VIC 14:10; 21. Leo Peterson NSW 14:13; 22. Matthew Stapleton VIC 14:14; 23. Blicavs Blicavs VIC 14:16; 24. Anthony McKay VIC 14:19; 25. Ryan Geard VIC 14:20; 26. Daniel Gibney VIC 14:21; 27. Alex Davis VIC 14:23; 28. Toby Magee SA 14:27; 29. Zac Sweetman QLD 14:30; 30. Taylor Woods QLD 14:31; 30. Justin Kease QLD 14:31; 32. David Lazarus WA 14:32; 32. Joshua Ralph NSW 14:32; 34. Luke Geelan TAS 14:33; 35. Miles Sweeney ACT 14:36; 36. Blake Hanson ACT 14:40; 36. James Danek VIC 14:40; 38. Steven McKenna SA 14:41; 39. James Webster QLD 14:43; 39. Nic Dougall QLD 14:43; 41. Jordan Williamsz VIC 14:45; 42. Mark McCutchan

QLD 14:48; 43. Oscar Phillips TAS 14:49; 44. Aston Vass SA 14:50; 45. William Power VIC 14:51; Joshua Lochhead VIC 14:51; 47. Michael McKenzie QLD 14:54; 47. Luke Fainges QLD 14:54; 49. Phillip McConnon TAS 14:55; 50. Josh Van Dalen NZL 14:56; 51. Andrew Reid TAS 14:59; 51. Aaron Bernard QLD 14:59; 53. Jack Leithead WA 15:01; 54. Eamonn Costello WA 15:05; 55. Alex Tridgell ACT 15:07; 56. Ben Tilyard TAS 15:10; 56. Mitchell McLlwick QLD 15:10; 58. Michael Lori WA 15:14; 59. Ethan Haywood WA 15:18; 59. Jonathan Lim SA 15:18; 61. Aaron Hitchcock WA 15:21; 62. Matthew Guy TAS 15:25; 63. Matthew Brightman WA 15:27; 64. Hamish Wagner QLD 15:28; 65. Robbie Dunkley ACT 15:30; 66. Andrew Colwell ACT 15:34; 67. Anselm McManus ACT 15:37; 68. Joshua-Kaleb Faulkner QLD 15:38; 69. Bradley Brown WA 15:48; 70. Sam Menegola WA 15:57; 71. Luke Walkey WA 16:01; 72. Jeremy Lim QLD 16:04; 73. Dylan Dewsbury WA 16:24; 74. Andrew Whyte ACT 16:33; 75. Joshua Nicholas WA 16:38.

Teams 1. NSW 13 points; 2. VIC 52 points; 3. SA 56 points; 4. QLD 64 points; 5. ACT 96 points; 6. TAS 102 points; 7. WA 103 points.

Boys 13 Years (Under 14) 3km

1. Tom Symmons-Buchanan QLD 9:57; 2. Declan Wilson ACT 10:02; 3. Blake Szumski NSW 10:06; 4. Timas Harik VIC 10:13; 5. Todd Lang NSW 10:14; 6. Sam Quirk VIC 10:15; 7. Zachery Rea NSW 10:22; 8. Matthew Head SA 10:23; 9. Peter Amor NSW 10:26; 10. Jake Irvine QLD 10:27; 11. Grant Gwynne QLD 10:28; 12. Callum Drake VIC 10:32; 13. Christo Dunkley ACT 10:33; 14. Ruairidh MacDonald NSW 10:36; 15. Andrew Sellers ACT 10:37; 15. James Hill QLD 10:37; 15. Luke Eastwell QLD 10:37; 18. Matthew Storer WA 10:41; 19. Tom Lonsdale ACT 10:42; 20. Michael Sellers ACT 10:46; 20. Benjamin Thies WA 10:46; 20. Aaron Parker TAS 10:46; 23. Ryuun Fujihara VIC 10:48; 24. Kenji Nener WA 10:49; 24. Simon Marsiglia WA 10:49; 26. Mark Kenny QLD 10:50; 26. Patrick Goodwill VIC 10:50; 26. Philip Gehrman WA 10:50; 29. Ned Verwey VIC 10:51; 30. Shaun Geraghty VIC 10:53; 30. Nicholas Wood QLD 10:53; 32. Nick Beins SA 10:54; 32. Robert Lister NSW 10:54; 34. Rhys Smalley QLD 10:55; 34. Andrew Raven SA 10:55; 36. Samuel Lutze SA 10:57; 37. Nicholas Hart SA 10:58; 38. Alastair Henderson WA 11:05; 39. Mitchell Hannan VIC 11:06; 39. Joshua Daamen QLD 11:06; 39. Tom Goddard TAS 11:06; 42. Joel Tobin-White VIC 11:10; 43. Harry

Hoskins NSW 11:12; 43. William Best SA 11:12; 45. Thomas Hatchman VIC 11:14; 46. Blake Wilkinson WA 11:16; 46. Brendan Newell SA 11:16; 48. Cameron Hunter VIC 11:21; 49. Jake Morrison TAS 11:22; 50. Patrick Vella VIC 11:27; 51. Jayden Hey TAS 11:28; 51. Anthony Malelis VIC 11:28; 53. Brodie Knee TAS 11:29; 54. Phillip Mundy SA 11:33; 55. Andrew Smith QLD 11:35; 56. Sam Rice TAS 11:39; 57. Thomas Bilson TAS 11:40; 58. Cameron Alderman NSW 11:46; 59. Martin Bannister QLD 11:59.

Teams 1. NSW 21 points; 2. QLD 34 points; 3. ACT 46 points; 4. VIC 63 points; 5. WA 81 points; 6. SA 98 points; 7. TAS 130 points.

Boys 12 Years 3km

1. Freddy Oveit QLD 10:08; 2. Patrick Tieman QLD 10:09; 3. Jack Curran QLD 10:11; 4. Wubishet Murphy SA 10:14; 5. Aiden Bernard QLD 10:24; 6. Sahr Musa WA 10:28; 7. Luke Hargreaves SA 10:29; 8. Keeden Mickelborough VIC 10:32; 9. Josh Davies NSW 10:35; 10. Samuel Murrhy VIC 10:40; 11. Ben Cook QLD 10:46; 12. Jacob Cocks SA 10:47; 13. Cory Dwyer VIC 10:53; 14. Guy Walters NSW 10:56; 15. Nathan Derriman NSW 10:58; 16. Ryan Davenport TAS 11:03; 17. Tim Reid TAS 11:04; 18. Nicholas Bien VIC 11:10; 19. Matthew Little VIC 11:11; 20. Samuel Osmond SA 11:12; 21. Denver James TAS 11:14; 22. Bryce Coles-Sinclair NSW 11:16; 23. Samuel Tickle ACT 11:19; 24. Brendan Reeve ACT 11:24; 25. Angus Gould ACT 11:26; 26. Marcus Lee TAS 11:27; 27. William Fetherstonhaugh WA 11:29; 28. Declan Hughes WA 11:33; 29. Jordan Lamb ACT 11:35; 30. Rhys Brett WA 11:37; 31. Ben Rodgers NSW 11:41; 32. James Milics SA 11:42; 33. Patrick Ryan ACT 11:58; 34. Adam Dolby WA 12:12.

Teams 1. QLD 11 points; 2. SA 43 points; 3. VIC 49 points; 4. NSW 60 points; 5. TAS 80 points; 6. WA 91 points; 7. ACT 101 points.

Boys 11 Years 3km

1. Luke Matthews VIC 10:21; 2. Zak Patterson VIC 10:38; 3. Jack Stapleton NSW 10:54; 4. Jack Raymer VIC 10:57; 5. Lachlan Calvert ACT 10:59; 6. Max Brown QLD 11:03; 7. Jaiden Sells QLD 11:04; 7. Kieran Thompson VIC 11:04; 9. Jack Holden VIC 11:05; 10. Ryan Grieger SA 11:07; 11. Riley Cocks SA 11:18; 12. Trent Morton NSW 11:21; 13. Matthew Hanson TAS 11:22; 13. Jacob Birtwhistle TAS 11:22; 15. Jesse Priddle QLD 11:23; 16. Tom Madden ACT 11:24; 17. Harrison Gregson NSW 11:26; 18. Sean Nunan SA 11:28; 19. Mitchell Woods TAS 11:29; 20. Zak Brown QLD 11:30; 20. Grant Crapp ACT 11:30; 22. Reilly Shaw ACT 11:32; 23. Brodie Stokell TAS 11:36; 24. Ben Cartwright SA 11:38; 25. Samuel Lacey SA 11:40; 26. Joshua Kelly-Makovec NSW 11:42; 27. Hayden Bray NSW 11:49; 28. Alistair White TAS 12:11.

Teams 1. VIC 14 points; 2. QLD 50 points; 3. NSW 58 points; 4. SA 63 points; 5. ACT 63 points; 6. TAS 69 points.

Boys 10 Years 2km

1. Jesse Young QLD 7:14; 2. Keny Arcangeli QLD 7:15; 3. Hamish Paine NSW 7:16; 4. Hamish Gordon NSW 7:19; 5. Dean Neofitiou VIC 7:28; 6. Morgan McDonald NSW 7:29; 7. Nathan Green QLD 7:30; 7. Matthew Millar VIC 7:30; 9. Pierce Coles-Sinclair NSW 7:31; 10. Rhys Bartram-Knight SA 7:32; 11. Conor O'Sullivan NSW 7:33; 11. Mitchell Dyer VIC 7:33; 13. Alex Neal-Bullen SA 7:39; 14. Harry Bouchier TAS 7:41; 15. Thomas Phillips VIC 7:44; 16. Blake Pryse VIC 7:48; 17. Jake Shaw SA 7:49; 18. James Martens ACT 7:50; 19. Jack Whyte ACT 7:52; 20. Billy Streich SA 7:53; 21. Samuel Ross TAS 7:59; 22. Alexander Millington TAS 8:00; 22. Robby Johnstone QLD 8:00; 24. Somdeo Nettle SA 8:03; 25. Lachlan Weller TAS 8:06; 26. Ben Tesch QLD 8:07; 27. Conor Sproule ACT 8:08; 28. James Hawke ACT 8:13; 29. Michael Hetenyi ACT 8:17; 30. Alexander Muirhead TAS 8:39.

Teams 1. NSW 22 points; 2. QLD 34 points; 3. VIC 38 points; 4. SA 60 points; 5. TAS 82 points; 6. ACT 92 points.

2006 RESULTS

AUSTRALIAN ALL SCHOOLS & YOUTH ATHLETICS CHAMPIONSHIPS

AUST ALL SCHOOLS & YOUTH ATHLETICS CHAMPS – WOMEN

Sydney Olympic Park Athletic Centre

Sydney, New South Wales

Weekend 7-10, 2006

WOMEN UNDER 20

4 x 100 Metres Relay Schools

1. MATTHEW FLINDERS ANGLICAN (Zoe Sharplin, Jasmyrn Gould, Shayleigh Gould, Ashleigh Harris) 48.13; 2. BRISBANE GIRLS GRAMMAR (Megan Rutherford, Tiffany Bourne, Aishlin Greig, Sarah Wilson) 48.76; 3. PENRHOS COLLEGE (Michelle Crierie, Emma Daig, Kate Denning, Kimberley Robinson) 49.93; 4. CHELTENHAM GIRLS (Jade Booty, Jamie Casacalang, Rachel Doyle, Courtney Cross) 50.12; 5. WESTFIELD SPORTS HIGH (Kristen Kovacic, Jessica Metcalfe, Lara Huston, Alex Melhan) 51.54; 6. FRANKSTON HIGH SCHOOL (Danyale King, Sarah Davies, Brooke Campbell, Meredith Woods Woods) 51.60; 7. WALFORD ANGLICAN SCHOOL (Eliza Hallett, Alice Nelligan, Stephanie Thomas, Kelly Tyndall) 54.79.

WOMEN UNDER 18

100 Metres

Heat 1: (w:+1.0) 1. Sarah Beck VIC 12.31Q; 2. Cara Berry NSW 12.40Q; 3. Monique Booth VIC 12.48Q; 4. Lia Iaccarino VIC 12.53q; 5. Dominica Jenkins NSW 12.57; 6. Narelle Long NT 12.64; 7. Chandell Fretwell WA 12.77; 8. Holly Baxter TAS 13.00; **Heat 2:** (w:+1.4) 1. Laura Duncan NSW 12.12Q; 2. Brooke Sawyer-Collins SA 12.33Q; 3. Emma Freer SA 12.34Q; 4. Amanda McLean NT 12.51q; 5. Stephanie Hillier QLD 12.65; 6. Jessie Schellein QLD 12.75; 7. Kendra Hubbard VIC 12.78; 8. Annie Palser VIC 12.80. **Final:** (w:+1.1) 1. Laura Duncan NSW 12.07; 2. Brooke Sawyer-Collins SA 12.13; 3. Sarah Beck VIC 12.33; 4. Emma Freer SA 12.40; 5. Cara Berry NSW 12.46; 6. Monique Booth VIC 12.53; 7. Amanda McLean NT 12.58; 8. Lia Iaccarino VIC 12.64.

200 Metres

Heat 1: (w:0.0) 1. Laura Duncan NSW 24.71Q; 2. Chandell Fretwell WA 25.67Q; 3. Jessie Schellein QLD 25.92Q; 4. Sally Burgess NSW 25.98; 5. Rachel Watts VIC 26.06; 6. Meghann Smith NSW 26.08; 7. Narelle Long NT 26.14; 8. Roxanne Trass NSW 26.22; **Heat 2:** (w:+0.8) 1. Kristyn Mackrell QLD 24.73Q; 2. Cara Berry NSW 25.04Q; 3. Angeline

Blackburn ACT 25.23Q; 4. Lia Iaccarino VIC 25.40q; 5. Rosie Kelly SA 25.66q; 6. Rebecca Roach NSW 25.76; 7. Kendra Hubbard VIC 25.83; 8. Bridget Oakley NSW 26.01. **Final:** (w:+0.4) 1. Laura Duncan NSW 24.52; 2. Kristyn Mackrell QLD 24.84; 3. Cara Berry NSW 25.10; 4. Angeline Blackburn ACT 25.18; 5. Lia Iaccarino VIC 25.40; 6. Chandell Fretwell WA 25.53; 7. Jessie Schellein QLD 25.61; 8. Rosie Kelly SA 25.72.

400 Metres

1. Angeline Blackburn ACT 55.55; 2. Kristyn Mackrell QLD 56.76; 3. Rachel Watts VIC 57.55; 4. Rosie Kelly SA 57.57; 5. Emma Walsh NSW 58.02; 6. Monique Hollick WA 59.07; 7. Philippa Karoly VIC 60.01; 8. Rebecca Jenner QLD 61.58.

800 Metres

1. Emma Walsh NSW 2:09.95; 2. Tina Sherratt NSW 2:09.99; 3. Monique Hollick WA 2:11.86; 4. Bree McArdle QLD 2:12.94; 5. Kate Van Hornigh QLD 2:14.50; 6. Melina Seeto QLD 2:15.46; 7. Lisa Stanton-Smith VIC 2:15.68; 8. Elizabeth French VIC 2:17.69; 9. Courtney Gilfillan QLD 2:19.00; 10. Kristy-Lee Frost NSW 2:21.67; 11. Rebecca Jenner QLD 2:22.84.

1500 Metres

1. Lexy Gilmour NSW 4:27.76; 2. Rachel Green VIC 4:27.98; 3. Genevieve Lacaze QLD 4:29.72; 4. Bree McArdle QLD 4:30.88; 5. Alexis McKillop NSW 4:32.36; 6. Tina Sherratt NSW 4:35.00; 7. Bridley Delaney NSW 4:35.89; 8. Karinna Fyfe TAS 4:39.09; 9. Melina Seeto QLD 4:46.15.

3000 Metres

1. Genevieve Lacaze QLD 9:50.38; 2. Bridley Delaney NSW 9:51.07; 3. Karinna Fyfe TAS 9:51.32; 4. Sarah Grahame VIC 10:28.55; 5. Katherine Conder NSW 10:33.82; 6. Emma Stubbs QLD 10:42.13; 7. Roxanne Busuttil NSW 10:43.22.

100 Metres Hurdles

Heat 1: (w:+0.7) 1. Jemma McDowell VIC 14.25Q; 2. Alisha Kawalla NSW 14.58Q; 3. Ebony Gorinuc QLD 14.66Q; 4. Kimberley Robinson WA 14.94; 5. Stephanie Capper QLD 15.10; 6. Monique Booth VIC 15.31; 7. Sheridan Seekamp SA 15.33; **Heat 2:** (w:+0.7) 1. Megan Rutherford QLD 14.52Q; 2. Brittney McGlone NSW 14.53Q; 3. Elzaan Pienaar NSW 14.79Q; 4. Brooke Alder QLD 14.90q;

AUST ALL SCHOOLS & YOUTH ATHLETICS CHAMPS – WOMEN (CONTINUED)

5. Claire Wheaton VIC 14.92q; 6. Katie Fuhrmann ACT 14.96; 7. Lenore Beaton NSW 15.02. **Final:** (w:-0.4) 1. Jemma McDowell VIC 14.58; 2. Elzaan Pienaar NSW 14.68; 3. Alisha Kawalla NSW 14.75; 4. Megan Rutherford QLD 14.85; 5. Ebony Gorinca QLD 14.91; 6. Brooke Alder QLD 14.97; 7. Claire Wheaton VIC 14.99; 8. Brittney McGlone NSW 15.15.

400 Metres Hurdles

Heat 1: 1. Elzaan Pienaar NSW 65.30Q; 2. Katie Fuhrmann ACT 65.71Q; 3. Cara Boustead QLD 67.45Q; 4. Meagan Dunn TAS 68.14q; 5. Natalie Laurie VIC 68.80q; **Heat 2:** 1. Brittney McGlone NSW 64.36Q; 2. Rachel Watts VIC 67.86Q; 3. Leanne Golebiowski NSW 71.20Q; 4. Carleigh Friend QLD 72.78; 5. Lara Storey WA 73.38. **Final:** 1. Brittney McGlone NSW 62.96; 2. Rachel Watts VIC 64.61; 3. Katie Fuhrmann ACT 64.75; 4. Elzaan Pienaar NSW 64.90; 5. Leanne Golebiowski NSW 68.29; 6. Cara Boustead QLD 69.11; 7. Natalie Laurie VIC 70.53; Meagan Dunn TAS DQ.

2000 Metres Steeplechase

1. Rachel Green VIC 6:39.32; 2. Alexis McKillop NSW 6:53.08; 3. Sarah Grahame VIC 6:59.56; 4. Libby Clarke TAS 7:00.33; 5. Hollie Emery NSW 7:10.55; 6. Anne Southgate ACT 7:21.47; 7. Leanne Golebiowski NSW 7:31.04; 8. Emma Stubbs QLD 7:33.98; 9. Megan Brooks SA 7:41.22; 10. Roisin O'Dwyer-Mazur QLD 7:50.79; 11. Lauren Mayne QLD 7:55.98; 12. Caitlin Knight QLD 8:03.19.

5000 Metres Walk

1. Jessica Rothwell VIC 24:24.34; 2. Nicole Fagan NSW 25:35.01; 3. Lauren Drennan VIC 25:47.57; 4. Roxanne Busuttill NSW 26:23.61; 5. Lizzy Malcolmson TAS 27:19.68; 6. Caitlin Brunton VIC 27:24.34; 7. Cassandra Staples NSW 27:28.55; 8. Natalie Laurie VIC 28:28.06; 9. Natasha Agius NSW 29:34.64; 10. Roslyn Jones QLD 29:39.80; 11. Nicole McInerney SA 29:53.57; 12. Sarah Stewart QLD 30:25.30.

4 x 100 Metres Relay

1. NSW (Emily Costello, Jacinta Doyle, Olivia Touro, Laura Duncan) 46.50; 2. VIC (Sarah Beck, Monique Booth, Lia Jaccarino, Annie Palser) 48.03; 3. WA (Alison Hendrick, Chandell Fretwell, Paris Keesley, Larissa Perry) 48.94; 3. SA (Emma Freer, Rosie Kelly, Bridgid Connolly, Brooke Sawyer-Clints) DNS; QLD (Jessie Schellain, Bessie Hoyes, Jaimelee Page, Jane Larkin) DQ.

4 x 400 Metres Relay

1. NSW (Emma Walsh, Tychelle Kingdom, Olivia Touro, Alicia Keir) 3:43.79; 2. QLD (Zoe Riikonen, Sarah Wilson, Jasmyin Gould, Kristyn Mackrell) 3:51.88; 3. WA (Larissa Perry, Alison Hendrick, Chandell Fretwell, Monique Hollick) 3:52.61; 4. VIC (Tara White, Emily Robertson, Bianca Mignat, Rachel Watts) 3:53.81; 5. SA (Rosie Kelly, Courtney Evans, Rebecca Owen, Sarah Thomas) 3:55.10; 6. TAS (Lauren Vaessen, Lauren Free, Holly Baxter, Karinna Fyfe) 4:12.45.

High Jump

1. Sheridan Seekamp SA 1.73m; 2. Sage Greenwood VIC 1.66m; 3. Melissa Knight NSW 1.59m.

Pole Vault

1. Amanda Bartrim NSW 3.60m; 2. Emily Zerella VIC 3.30m; 3. Angela Li QLD 3.30m; 4. Belinda Wong SA 3.15m; 5. Renee Costello NSW 3.00m; 6. Lara Huston NSW 3.00m; 7. Sally Wilson SA 2.80m.

Long Jump

1. Larissa Perry WA 6.11m (+3.4); 2. Megan O'Riley SA 5.85m (+1.9); 3. Joanna Bromfield VIC 5.53m (+5.6); 4. Bridget Oakley NSW 5.50m (+4.1); 5. Jessie Schellein QLD 5.46m (+3.1); 6. Jessica Metcalfe NSW 5.37m (+3.0); 7. Amy McLrick ACT 5.28m (+2.7); 8. Sarah Brough QLD 4.93m (+2.2).

Triple Jump

1. Megan O'Riley SA 12.52m (-0.4); 2. Larissa Perry WA 12.27m (0.0); 3. Jessie Schellein QLD 11.65m (+0.8); 4. Joanna Bromfield VIC 11.30m (-0.2); 5. Shahn Woodyard QLD 11.24m (+0.2); 6. Amanda McLean NT 11.13m (+0.2); 7. Ashley McBurney NSW 11.12m (-0.1); 8. Stephanie Copper QLD 11.05m (-0.7); 9. Hannah Turnbull VIC 10.75m (+0.9); 10. Sarah Brough QLD 10.74m (0.0); 11. Melissa Knight NSW 10.23m (-2.0).

Shot Put

1. Kimberley Mulhall VIC 13.50m; 2. Christie Chamberlain NSW 13.44m; 3. Catherine Spink QLD 12.56m; 4. Jo-Ann Verrall QLD 11.73m; 5. Jasmine Trimble NSW 11.12m; 6. Ashleigh Bailey WA 10.21m; 7. Jasmin Wozniak ACT 9.27m.

Discus Throw

1. Kimberley Mulhall VIC 48.03m; 2. Christie Chamberlain NSW 45.90m; 3. Catherine Spink QLD 41.35m; 4. Carra Beames ACT 32.03m; 5. Jasmin Wozniak ACT 30.27m.

Hammer Throw

1. Natalie Prior NSW 52.38m; 2. Ashleigh Wakeford QLD 42.70m; 3. Shannon Petrovic NSW 36.62m; 4. Kayla Higgs VIC 35.99m; 5. Melissa Hodgson VIC 35.95m; 6. Ashleigh Bailey WA 33.08m; 7. Annel Davies NSW 32.39m; 8. Jasmin Wozniak ACT 30.32m; 9. Carra Beames ACT 25.36m.

Javelin Throw

1. Annel Davies NSW 51.16m; 2. Kate Shierlaw SA 47.68m; 3. Jo-Ann Verrall QLD 45.59m; 4. Jessica Head QLD 41.84m; 5. Katherine Henley QLD 40.35m; 6. Danielle McLeod-Robertson QLD 39.02m; 7. Catriona McNab VIC 37.56m.

WOMEN UNDER 17

100 Metres

Heat 1: (w:+0.6) 1. Jane Larkin QLD 12.00Q; 2. Jacinta Doyle NSW 12.20Q; 3. Elle Gavioli QLD 12.24q; 4. Rita Azopardi VIC 12.37q; 5. Tiffany Bourne QLD 12.48; 6. Aishlin Greig QLD 13.12; **Heat 2:** (w:+1.0) 1. Sarah Thomson NSW 12.31Q; 1. Bianca Tolemam QLD 12.31Q; 3. Jaimelee Page QLD 12.58; 4. Sarah Wilson QLD 12.68; 5. Christine Keeley WA 12.81; 6. Emily Costello NSW 12.86; **Heat 3:** (w:+2.4) 1. Olivia Touro NSW 11.84Q; 2. Jennifer Tagney QLD 12.29Q; 3. Virginia Trad QLD 12.38; 4. Sarah Busby QLD 12.42; 5. Jessica Lee VIC 12.54; 6. Jessie Devery NSW 12.80. **Final:** (w:0.0) 1. Olivia Touro NSW 11.75; 2. Jane Larkin QLD 11.96; 3. Jacinta Doyle NSW 12.13; 4. Elle Gavioli QLD 12.22; 5. Sarah Thomson NSW 12.22; 6. Bianca Tolemam QLD 12.30; 7. Jennifer Tagney QLD 12.39; 8. Rita Azopardi VIC 12.47.

200 Metres

Heat 1: (w:+0.2) 1. Olivia Touro NSW 23.96Q; 2. Jacinta Doyle NSW 24.68Q; 3. Virginia Trad QLD 24.95Q; 4. Jessica Lee VIC 25.14q; 5. Jaimelee Page QLD 25.27q; 6. Elle Gavioli QLD 25.42; 7. Bianca Tolemam QLD 25.63; 8. Christine Keeley WA 26.09; **Heat 2:** (w:+0.6) 1. Jane Larkin QLD 24.22Q; 2. Sarah Thomson NSW 25.03Q; 3. Emily Costello NSW 25.18Q; 4. Sarah Busby QLD 25.39; 5. Tiffany Bourne QLD 25.45; 6. Jackie Holloway QLD 25.53; 7. Jasmyin Gould QLD 25.58; 8. Tara White VIC 25.93. **Final:** (w:+2.0) 1. Olivia Touro NSW 23.65; 2. Jane Larkin QLD 24.20; 3. Jacinta Doyle NSW 24.35; 4. Sarah Thomson NSW 24.69; 5. Virginia Trad QLD

24.70; 6. Jessica Lee VIC 25.19; 7. Emily Costello NSW 25.36; 8. Jaimelee Page QLD 25.37.

400 Metres

Heat 1: 1. Sarah Wilson QLD 57.47Q; 2. Sarah Thomas SA 58.05Q; 3. Jackie Holloway QLD 58.54Q; 4. Tara White VIC 59.06q; 5. Catherine Coventry VIC 61.01; 6. Alison Hendrick WA 61.04; 7. Sarah Crittendon ACT 61.68; **Heat 2:** 1. Jessie Couch VIC 56.91Q; 2. Tychelle Kingdom NSW 57.12Q; 3. Jasmyin Gould QLD 57.72Q; 4. Jane Merry QLD 58.51q; 5. Ali Wilson VIC 59.57; 6. Kelsey Davis ACT 60.30. **Final:** 1. Jessie Couch VIC 55.46; 2. Jasmyin Gould QLD 56.16; 3. Sarah Wilson QLD 56.55; 4. Tychelle Kingdom NSW 56.58; 5. Sarah Thomas SA 56.81; 6. Jane Merry QLD 58.25; 7. Jackie Holloway QLD 58.52; 8. Tara White VIC 58.61.

800 Metres

Heat 1: 1. Tychelle Kingdom NSW 2:16.21Q; 2. Abigail Regan NSW 2:17.08Q; 3. Sarah Irwin QLD 2:17.08Q; 4. Courtney Evans SA 2:17.78; 5. Sophie Walkom QLD 2:18.55q; 6. Megan O'Hare QLD 2:19.74; 7. Laura Monagle VIC 2:23.57; 8. Katie Patterson NSW 2:25.25; **Heat 2:** 1. Sally Fitzgibbons NSW 2:11.33Q; 2. Amy Neville NSW 2:15.63Q; 3. Alexandra Overt QLD 2:18.57Q; 4. Roisin O'Connor QLD 2:20.02; 5. Maegan Smith QLD 2:24.98; 6. Sarah O'Dwyer-Mazur QLD 2:26.90. **Final:** 1. Sally Fitzgibbons NSW 2:08.73; 2. Tychelle Kingdom NSW 2:13.05; 3. Amy Neville NSW 2:13.37; 4. Abigail Regan NSW 2:15.04; 5. Sarah Irwin QLD 2:16.35; 6. Sophie Walkom QLD 2:17.03; 7. Courtney Evans SA 2:19.01; 8. Alexandra Overt QLD 2:30.76.

1500 Metres

1. Sally Fitzgibbons NSW 4:25.85; 2. Melissa Duncan VIC 4:26.32; 3. Chloe Tighe NSW 4:28.45; 4. Amy Neville NSW 4:43.41; 5. Megan O'Hare QLD 4:45.23; 6. Tamara Carvillh QLD 4:48.93; 7. Sarah O'Dwyer-Mazur QLD 4:59.23; 8. Maegan Smith QLD 5:06.72; 9. Rochelle Harris WA 5:23.05.

3000 Metres

1. Melissa Duncan VIC 9:40.60; 2. Chloe Tighe NSW 9:45.62; 3. Elise Clayton VIC 9:49.97; 4. Lauren McKillop NSW 10:07.86; 5. Veronica Wallington NSW 10:17.83; 6. Tamara Carvillh QLD 10:24.36; 7. Jodie Dubsy SA 10:33.69; 8. Emily Thompson QLD 10:38.53; 9. April Sloan QLD 10:43.36; 10. Carly Griffith VIC 11:01.18.

AUST ALL SCHOOLS & YOUTH ATHLETICS CHAMPS – WOMEN (CONTINUED)

100 Metres Hurdles

Heat 1: (w:+2.4) 1. Jacinta Doyle NSW 13.67Q; 2. Virginia Troad QLD 14.55Q; 3. Kelsey Dwyer VIC 14.60Q; 4. Trudy Thompson NSW 14.64Q; 5. Nicole Houston QLD 15.55; 6. Tiffany Bourne QLD 15.88;
Heat 2: (w:-0.3) 1. Shayleigh Gould QLD 14.64Q; 2. Jaimelee Page QLD 14.81Q; 3. Miranda Nesci VIC 15.08; 4. Sarah Whatley NSW 15.21; 5. Brodie McDowell VIC 15.54; 6. Jessica Lawson QLD 15.61;
Heat 3: (w:+0.3) 1. Kimberley Watton NSW 14.50Q; 2. Ashlee Booth VIC 14.63Q; 3. Rachel Day QLD 14.77; 4. Michelle Burstow QLD 15.00; 5. Christine Keeley WA 15.29; 6. Alexandra Doney QLD 15.92;
7. Laura Malcolm SA 16.55. **Final:** (w:-0.8) 1. Jacinta Doyle NSW 14.00; 2. Kimberley Watton NSW 14.64; 3. Jaimelee Page QLD 14.69; 4. Shayleigh Gould QLD 14.82; 5. Virginia Troad QLD 14.93; 6. Trudy Thompson NSW 15.07; 7. Ashlee Booth VIC 15.08; 8. Kelsey Dwyer VIC 15.18.

400 Metres Hurdles

Heat 1: 1. Jessie Couch VIC 62.17Q; 2. Kellie Petersen QLD 64.31Q; 3. Caryn Brett NSW 66.62Q; 4. Chantel Weerasekera WA 68.97Q; 5. Kimberley Boyce VIC 69.78; 6. Melesande Corrington-Barclay NSW 71.65; 7. Saskia Valenti WA 72.17; Heidi Van Lint QLD DQ; **Heat 2:** 1. Shayleigh Gould QLD 65.42Q; 2. Bianca Mignot VIC 66.84Q; 3. Rebecca Owen SA 67.45Q; 4. Amy Yarham WA 67.57Q; 5. Monique French QLD 69.17; 6. Kelly Dillon VIC 69.21; 7. Rachel Mullane NSW 70.68; 8. Jo Dawson NSW 71.63; 9. Jessie Newton WA 74.19. **Final:** 1. Jessie Couch VIC 61.37; 2. Shayleigh Gould QLD 63.63; 3. Kellie Petersen QLD 64.58; 4. Bianca Mignot VIC 64.82; 5. Caryn Brett NSW 67.25; 6. Amy Yarham WA 67.40; 7. Rebecca Owen SA 67.51; 8. Chantel Weerasekera WA 69.54.

2000 Metres Steeplechase

1. Elise Clayton VIC 6:56.88; 2. Sarah Hall QLD 7:10.76; 3. Lauren McKillop NSW 7:13.48; 4. Sarah James QLD 7:18.44; 5. April Sloan QLD 7:35.10; 6. Hannah Cook QLD 7:45.79; 7. Sarah Crittendon ACT 7:53.20; 8. Holly Lipson VIC 8:00.22; 9. Indiah Hope QLD 8:07.95; 10. Emily Davidson QLD 8:08.02; 11. Jacqueline Ann Stacey QLD 8:12.73; 12. Grace Mackintosh QLD 8:35.02; Alyce McKenzie QLD DNF.

5000 Metres Walk

1. Melissa Hayes NSW 23:55.30; 2. Steph Stigwood SA 26:01.28; 3. Danielle Densley WA 26:53.15;

4. Samantha Tesch QLD 27:10.57; 5. Rukshani Keenawinna NSW 27:34.61; 6. Tamara Altard VIC 27:38.58; 7. Jessie Palfreyman VIC 28:11.26; 8. Melissa Sullivan WA 28:21.50; 9. Jessica Currie QLD 32:55.20; Natasha Sorensen QLD DNF; Paige Hooper SA DQ.

High Jump

1. Trudy Thompson NSW 1.77m; 2. Leah Oakhill QLD 1.69m; 3. Gianna Dockray QLD 1.66m; 4. Samantha Maykin QLD 1.63m; 5. Molly Grau VIC 1.63m.

Pole Vault

1. Rachel Birles WA 3.80m; 2. Vicky Parnov WA 3.80m; 3. Ellen Pearce WA 3.60m; 4. Samantha Lee QLD 3.35m; 5. Sarah Green WA 3.20m; 6. Lauren Vaessen TAS 2.90m; 7. Emily Bews VIC 2.90m; 8. Georgina Digance SA 2.50m; 9. Caitlin Rosewarne VIC 2.30m.

Long Jump

1. Katie Cox QLD 5.96m(+0.6); 2. Jacinta Doyle NSW 5.94m (+3.5); 3. Paris Keeley WA 5.85m (+1.1); 4. Caryn Brett NSW 5.76m (+3.1); 5. Tahnee Reynolds-Hopkins WA 5.57m (+0.5); 6. Kirsten Bannister NSW 5.54m (+2.6); 7. Laura Baker VIC 5.41m (+1.4); 8. Emily Ints QLD 5.31m (+1.8); 9. Saskia Valenti WA 5.18m (+1.3); 10. Kassy Light QLD 5.15m (-0.2); 11. Natalia Kremenchutskaaya VIC 5.04m (+0.7).

Triple Jump

1. Tahnee Reynolds-Hopkin WA 12.41m (-1.2); 2. Kirsten Bannister NSW 12.14m (+0.4); 3. Katie Cox QLD 11.86m (+0.3); 4. Laura Baker VIC 11.72m (-2.3); 5. Rebecca Williams QLD 11.55m (+1.5); 6. Ellen Kaszow NSW 11.12m (+1.0); 7. Natalia Kremenchutskaaya VIC 10.70m (-1.1); 8. Laura Standish-Daniel VIC 10.65m (-0.6); 9. Saskia Valenti WA 10.54m (-1.3); 10. Alice Nelligan SA 9.77m (-1.6); 11. Kelly Tyndall SA 9.59m (+0.3).

Shot Put

1. Lomana Fagatui NSW 13.91m; 2. Vika Lolo NSW 13.83m; 3. Margaret Satupai VIC 13.63m; 4. Jaymi Schultz QLD 13.54m; 5. Rebekah Lovely QLD 11.37m; 6. Jemma Ratcliffe QLD 11.30m; 7. Alyce Russell NSW 10.41m; 8. Danyale King VIC 9.02m.

Discus Throw

1. Vika Lolo NSW 48.99m; 2. Margaret Satupai VIC 46.77m; 3. Jaymi Schultz QLD 46.04m; 4. Lomana

Fagatui NSW 45.34m; 5. Narelle Forth NSW 43.35m; 6. Jess Wedd SA 41.28m; 7. Elizabeth Connor QLD 37.50m.

Hammer Throw

1. Ashleigh Mumberson NSW 46.08m; 2. Melissa Hilder NSW 43.70m; 3. Jacinta Faint QLD 43.63m; 4. Bianca Maurer VIC 41.69m; 5. Melissa Prior NSW 39.71m; 6. Lara Nielsen QLD 36.45m; 7. Kate McEachen QLD 34.81m; 8. Rebekah Lovely QLD 32.83m; 9. Jemma Ratcliffe QLD 32.03m; 10. Emily Arnold SA 23.31m.

Javelin Throw

1. Bianca Maurer VIC 46.76m; 2. Sara Jaric SA 44.22m; 3. Hayley Neville QLD 43.85m; 4. Ashleigh Woods QLD 41.15m; 5. Karen Clarke NSW 40.87m; 6. Timisha Venck QLD 40.78m; 7. Rebecca Morgan SA 40.61m; 8. Sally Page NSW 38.30m; 9. Lucille Holley QLD 38.08m; 10. Hannah Vanderwal WA 37.71m; 11. Elizabeth Connor QLD 37.35m; 12. Henriette Janse van Rensburg QLD 34.50m; 13. Lauren Rodato SA 30.36m; 14. Georgia Trowse SA 27.15m.

WOMEN UNDER 16

100 Metres

Heat 1: (w:+0.3) 1. Stacey Hearne QLD 12.41Q; 2. Jasmine Everett NSW 12.42Q; 3. Georgia Drover VIC 12.47Q; 4. Meggie Osie WA 12.58; 5. Jenae Foreman QLD 12.70; 6. Rebecca La Moire WA 12.80; 7. Vika Monkland QLD 12.97; **Heat 2:** (w:+0.5) 1. Ely Graf NSW 12.09Q; 2. Vanessa Webb VIC 12.45Q; 3. Tash Wright SA 12.53; 4. Zoe Sharpin QLD 12.58; 5. Codie Beresford-Wells QLD 12.61; 6. Tegan Chandler NSW 12.64; **Heat 3:** (w:+0.2) 1. Sophie Broadhead NSW 12.35Q; 2. Adele Heron QLD 12.39Q; 3. Brianna Beahan WA 12.49Q; 4. Larissa Pasternatsky NSW 12.58; 5. Stephanie Hunt NSW 12.73; 6. Caiti Tokacs NSW 12.73; 7. Melissa Rowe QLD 13.62. **Final:** (w:+2.4) 1. Ely Graf NSW 11.91; 2. Brianna Beahan WA 12.09; 3. Sophie Broadhead NSW 12.13; 4. Georgia Drover VIC 12.26; 5. Adele Heron QLD 12.26; 6. Stacey Hearne QLD 12.26; 7. Jasmine Everett NSW 12.30; 8. Vanessa Webb VIC 12.81.

200 Metres

Heat 1: (w:-1.4) 1. Brianna Beahan WA 25.07Q; 2. Jasmine Everett NSW 25.15Q; 3. Amie Laube SA

25.61Q; 4. Stacey Hearne QLD 25.66Q; 5. Alicia Kair NSW 26.10; 6. Tegan Chandler NSW 26.28; 7. Vika Monkland QLD 26.34; 8. Vanessa Webb VIC 26.57; **Heat 2:** (w:-1.5) 1. Ely Graf NSW 25.01Q; 2. Sophie Broadhead NSW 25.29Q; 3. Georgia Drover VIC 25.55Q; 4. Stephanie Hunt NSW 25.62Q; 5. Tash Wright SA 25.85; 6. Meggie Osie WA 26.17; 7. Jenae Foreman QLD 26.33; 8. Lauren Nicola NSW 28.10. **Final:** (w:+1.1) 1. Ely Graf NSW 24.53; 2. Jasmine Everett NSW 24.92; 3. Sophie Broadhead NSW 24.95; 4. Brianna Beahan WA 24.96; 5. Georgia Drover VIC 25.03; 6. Stephanie Hunt NSW 25.29; 7. Stacey Hearne QLD 25.42; 8. Amie Laube SA 25.45.

400 Metres

Heat 1: 1. Emma Marks NSW 57.95Q; 2. Samantha Pavish QLD 58.07Q; 3. Jenae Foreman QLD 58.07Q; 4. Aleisha Dalton QLD 58.90Q; 5. Alexandra Lavale VIC 60.96; 6. Jessie Newton WA 61.75; 7. Katharine Parish TAS 61.83; **Heat 2:** 1. Alicia Kair NSW 56.39Q; 2. Amie Laube SA 56.71Q; 3. Renee Hebson QLD 57.62Q; 4. Emily Robertson VIC 59.24Q; 5. Jacinta Holmslow VIC 60.32. **Final:** 1. Alicia Kair NSW 55.76; 2. Amie Laube SA 56.67; 3. Renee Hebson QLD 57.40; 4. Emma Marks NSW 57.88; 5. Samantha Pavish QLD 58.38; 6. Emily Robertson VIC 58.74; 7. Aleisha Dalton QLD 59.50; 8. Jenae Foreman QLD 59.99.

800 Metres

Heat 1: 1. Martha Churchett QLD 2:14.27Q; 2. Bethany Holt QLD 2:14.71Q; 3. Alicia Kair NSW 2:15.58Q; 4. Moegen Ury QLD 2:16.38Q; 5. Jacinta Holmslow VIC 2:19.32; 6. Samantha Pavish QLD 2:19.51; 7. Grace O'Connell QLD 2:19.75; 8. Claire O'Brien-Smith WA 2:27.50; 9. Hannah Kaci ACT 2:34.79; Tess Kauffman WA DQ; **Heat 2:** 1. Selma Kajan NSW 2:12.96Q; 2. Kara Hoopmann QLD 2:13.80Q; 3. Brittany McGowan QLD 2:16.26Q; 4. Lauren Winterflood NSW 2:17.46Q; 5. Elle-Maree Farrington NSW 2:17.84; 6. Phoebe Grimwade VIC 2:20.24; 7. Rhea Danner SA 2:22.61; 8. Anna Crosby WA 2:24.97; 9. Jessica Dowling NT 2:26.69. **Final:** 1. Selma Kajan NSW 2:10.07; 2. Alicia Kair NSW 2:12.06; 3. Martha Churchett QLD 2:12.56; 4. Bethany Holt QLD 2:13.33; 5. Kara Hoopmann QLD 2:14.93; 6. Moegen Ury QLD 2:17.16; 7. Brittany McGowan QLD 2:17.16; 8. Lauren Winterflood NSW 2:19.39.

1500 Metres

1. Claire Doyle NSW 4:27.52; 2. Linden Hall VIC 4:27.56; 3. Selma Kajan NSW 4:31.52; 4. Ashleigh

AUST ALL SCHOOLS & YOUTH ATHLETICS CHAMPS – WOMEN (CONTINUED)

Gentle QLD 4:32.44; 5. Samantha Carberry VIC 4:34.61; 6. Kara Hoopmann QLD 4:39.24; 7. Kate Sly VIC 4:39.60; 8. Grace Thee VIC 4:40.08; 9. Bethany Holt QLD 4:41.74; 10. Emma Jackson QLD 4:42.67; 11. Brittany Nash VIC 4:47.09; 12. Katie Thackray SA 4:50.30; 13. Rachael Menadue VIC 4:57.39; 14. Tess Kauffman WA 5:17.71.

3000 Metres

1. Ashleigh Gentle QLD 9:41.54; 2. Grace Thee VIC 9:43.47; 3. Claire Doyle NSW 9:51.37; 4. Emma Jackson QLD 10:02.41; 5. Samantha Carberry VIC 10:03.23; 6. Brittany Nash VIC 10:19.99; 7. Hannah Martoo QLD 10:26.04; 8. Dervla Ryan QLD 10:33.92; 9. Victoria Low NSW 10:34.54; 10. Hayley Virgo NSW 10:34.98; 11. Georgia Scott VIC 10:44.46; 12. Loren Hadwiger WA 10:54.81; 13. Alana Yardley NSW 11:03.63; 14. Roisin O'Dwyer-Mazur QLD 11:09.84; 15. Kristy Colman NSW 11:16.88; 16. Elizabeth Douval VIC 12:22.86.

90 Metres Hurdles

Heat 1: (w:+1.0) 1. Danielle Dillon VIC 12.76Q; 2. Ashley Thomas NSW 12.90Q; 3. Kathleen Dunn QLD 13.42Q; 4. Ellie Maxton NSW 13.49q; 5. Jenna Suffern QLD 13.49q; 6. Kate Brown WA 13.87; 7. Samantha Kinnane ACT 14.60; **Heat 2:** (w:+0.5) 1. Brianna Beahan WA 12.73Q; 2. Lucy Frayne SA 13.33Q; 3. Niketa Patterson NSW 13.48Q; 4. Alex Bird VIC 13.71; 5. Jacqueline Fry NSW 13.92; 6. Zoe Sharplin QLD 14.11; 7. Melissa Logan NSW 14.31. **Final:** (w:+3.1) 1. Brianna Beahan WA 12.52; 2. Danielle Dillon VIC 12.61; 3. Ashley Thomas NSW 12.90; 4. Alex Bird VIC 13.12; 5. Lucy Frayne SA 13.13; 6. Niketa Patterson NSW 13.16; 7. Ellie Maxton NSW 13.44; 8. Jenna Suffern QLD 13.79.

200 Metres Hurdles

Heat 1: (w:+2.5) 1. Ashley Thomas NSW 27.79Q; 2. Kirstie Xuereb NSW 28.94Q; 3. Kathleen Dunn QLD 29.51Q; 4. Alex Bird VIC 29.65q; 5. Dimity Norton NSW 30.11; 6. Ashlee Wary WA 30.61; 7. Samantha Kinnane ACT 31.47; **Heat 2:** (w:-1.4) 1. Danielle Dillon VIC 28.61Q; 2. Niketa Patterson NSW 29.53Q; 3. Jenna Suffern QLD 29.71Q; 4. Kate Brown WA 30.06q; 5. Jacqueline Fry NSW 30.83; 6. Georgia Orrock VIC 30.93; 7. Melissa Logan NSW 30.93; 8. Kelly Ladyman SA 31.80. **Final:** (w:+0.9) 1. Danielle Dillon VIC 28.18; 2. Ashley Thomas NSW 28.19; 3. Niketa Patterson NSW 28.92; 4. Kirstie Xuereb NSW 29.07; 5. Jenna Suffern QLD 29.49;

6. Kathleen Dunn QLD 29.47; 7. Alex Bird VIC 29.97; 8. Kate Brown WA 30.55.

2000 Metres Steeplechase

1. Samantha Carberry VIC 6:42.00; 2. Grace Thee VIC 6:52.54; 3. Kate Sly VIC 6:52.60; 4. Loren Hadwiger WA 7:35.73; 5. Jessie O'Brien NSW 7:37.84; 6. Casey West QLD 7:38.40; 7. Maegan Urry QLD 7:38.67; 8. Roisin O'Dwyer-Mazur QLD 7:39.43; 9. Kate Grope SA 7:39.62; 10. Juliet Temperton QLD 7:45.52; 11. Jasmin Princi SA 9:29.04.

4 x 100 Metres Relay Schools

1. PLC SYDNEY (Ruby Ainsworth, Jody Potter, Alessandra Henderson, Courtney Owens) 51.34; 2. WALFORD ANGLICAN SCHOOL (Imogen Abernethy, Penny Schult, Jordan Walker-Roberts, Tash Wright) 51.90; 3. WESTFIELD SPORTS HIGH (Jessica Busfield, Jasmina Cox, Alana Flay, Stephanie Langridge) 52.44; 4. WARNERS BAY (Melissa Ind, Petrisse Herbert, Alison Koratich, Alison Naylor) 52.49; 5. PENRHOS COLLEGE (Keely Waters, Hannah Roderea, Amy Waters, Kelsey Golding) 52.70.

3000 Metres Walk

1. Melissa Hayes NSW 14:42.97; 2. Samantha Tesch QLD 15:17.76; 3. Natalie Laurie VIC 15:34.16; 4. Rukshani Keenawinna NSW 15:59.20; 5. Jessica Bennett NSW 16:05.66; 6. Nicole Dryden NSW 16:15.71; 7. Teagan Roberts WA 16:56.71; 8. Paula Yenz QLD 18:11.09; 9. Naomi Roberts SA 18:51.94; Tanya Poppett NSW DQ; Nicole McInerney SA DQ.

4 x 100 Metres Relay

1. QLD (Zoe Sharplin, Adele Heron, Stacey Hearne, Lauren O'Sullivan) 46.75; 2. NSW (Carly Rodger, Stephanie Hunt, Laura Turner, Ely Gray) 47.07; 3. VIC (Kelsey McCloskey-Huckin, Georgia Drover, Vanessa Webb, Claire Cuttler) 48.48; 4. SA (Laura Cioppina, Amie Laube, Stephanie Korolis, Amie Mittiga) 50.20; 5. WA (Kate Brown, Rebecca La Maitre, Michelle Timms, Ashlee Wary) 50.38; 6. ACT (Catherine Wild-Taylor, Samantha Kinnane, Sarah Davis, Ashleigh Smith) 54.64.

4 x 200 Metres Relay

1. NSW (Stephanie Hunt, Jasmine Everet, Tash Turner, Ely Gray) 1:40.89; 2. SA (Lucy Frayne, Tash Wright, Amie Mittiga, Amie Laube) 1:43.52; 3. VIC (Georgia Drover, Ashlee Skorjanec, Vanessa Webb, Claire Cuttler) 1:43.66; 4. WA (Meggie Ostle, Rebecca La Maitre, Jessie Newton, Brianna Beahan) 1:44.60; QLD

(Melissa McKinnon, Stacey Hearne, Zoe Sharplin, Lauren O'Sullivan) DQ.

High Jump

1. Mia Mackinnon NSW 1.72m; 2. Emily Charlck QLD 1.69m; 3. Caitlin Gough NSW 1.69m; 4. Kelsey Wakefield QLD 1.66m; 5. Stephanie Tremaine SA 1.66m; 6. Ainsley Ackerman QLD 1.63m; 7. Stephanie Langridge NSW 1.59m; 8. Stephanie Korolis SA 1.59m; 9. Kell Payne SA 1.55m.

Pole Vault

1. Amanda Bartrim NSW 3.50m; 2. Emily Zerella VIC 3.30m; 3. Samantha Lee QLD 3.25m; 4. Stephanie Langridge NSW 2.85m; 5. Breanne Cross VIC 2.85m; 6. Sally Wilson SA 2.85m; 7. Lara Dickerson NSW 2.85m; 8. Stephanie Hollis QLD 2.70m; 9. Dimity Norton NSW 2.50m.

Long Jump

1. Sinta Wardana WA 5.61m (+3.2); 2. Stephanie Langridge NSW 5.46m (-0.3); 3. Kirstie Xuereb NSW 5.41m (+0.3); 4. Meggie Ostle WA 5.39m (+1.4); 5. Ainsley Ackerman QLD 5.32m (+2.6); 6. Kate Lehmann QLD 5.18m (+2.2); 7. Catherine Wild-Taylor ACT 5.17m (0.0); 8. Rachel Rowe VIC 5.13m (+1.8); 9. Rachael Young QLD 5.04m (+3.6); 10. Stephanie Korolis SA 5.03m (+1.1); 11. Melissa Perrins VIC 4.95m (+0.2).

Triple Jump

1. Rachel Rowe VIC 11.79m (+1.3); 2. Amy Nelson NSW 11.70m (+0.4); 3. Ainsley Ackerman QLD 11.45m (+3.3); 4. Harriet Lawrence QLD 11.31m (+5.2); 5. Sinta Wardana WA 11.25m (+4.2); 6. Catherine Wild-Taylor ACT 10.88m (+0.9); 7. Alana Flay NSW 10.65m (+2.7); 8. Teagan Roberts WA 10.44m (+3.3); 9. Melissa Perrins VIC 10.35m (+3.5); 10. Penny Schult SA 10.16m (+5.7); 11. Holly-Anne Hood VIC 10.14m (+1.7).

Shot Put

1. Kimberley Mullahall VIC 13.09m; 2. Lauren Rodwell QLD 10.87m; 3. Ashleigh Bailey WA 10.62m; 4. Jessica Cameron NSW 10.41m; 5. Nicole Van De Water QLD 10.20m; 6. Chelsea Hill SA 7.48m.

Discus Throw

1. Kimberley Mullahall VIC 46.81m; 2. Danielle McLeod-Robertson QLD 38.74m; 3. Ruby Ewe NSW 37.47m; 4. Jessica Cameron NSW 36.44m.

Hammer Throw

1. Shannon Petrovic NSW 36.96m; 2. Haelie Donaldson QLD 36.40m; 3. Mikoyla Forcha NSW 36.15m; 4. Lauren Rodwell QLD 34.28m; 5. Ashleigh Bailey WA 32.93m; 6. Caitlin Pollock NSW 29.52m.

Javelin Throw

1. Jessica Head QLD 43.13m; 2. Rebekah Millard WA 41.69m; 3. Danielle McLeod-Robertson QLD 40.05m; 4. Kaitlyn Ashmore VIC 36.63m; 5. Jacqueline Fry NSW 30.50m.

WOMEN UNDER 15

100 Metres

Heat 1: (w:+1.4) 1. Lauren O'Sullivan QLD 12.01Q; 2. Carly Rodger NSW 12.45Q; 3. Zali Fung NSW 12.52q; 4. Melissa McKinnon QLD 12.59q; 5. Lauren Wilson QLD 12.62; 6. Ashlee Skorjanec VIC 12.63; 7. Chelsea Cuttler VIC 13.01; **Heat 2:** (w:+1.3) 1. Claire Quilty VIC 12.50Q; 2. Jessi Elliott NSW 12.57Q; 3. Stephanie Mensah QLD 12.73; 4. Rosie Lawson QLD 12.76; 5. Lauren Cioppina SA 12.82; 6. Danielle Bradbury NSW 12.92; 7. Danielle Goodin NSW 13.06; 8. Mykaela Pearen QLD 13.06; **Heat 3:** (w:+0.6) 1. Laura Turner NSW 12.23Q; 2. Catherine Brennan VIC 12.53Q; 3. Caitlin Sargent QLD 12.78; 4. Annaliese Gardiner NSW 12.88; 5. Kelsey McCloskey-Huckin VIC 12.89; 6. Kelsey Golding WA 13.00; 7. Amie Mittiga SA 13.10; 8. Ashleigh Smith ACT 13.27. **Final:** (w:+2.1) 1. Lauren O'Sullivan QLD 11.98; 2. Laura Turner NSW 12.06; 3. Claire Cuttler VIC 12.37; 4. Catherine Brennan VIC 12.50; 5. Carly Rodger NSW 12.55; 6. Zali Fung NSW 12.56; 7. Melissa McKinnon QLD 12.64; 8. Jessi Elliott NSW 12.70.

200 Metres

Heat 1: (w:-1.8) 1. Lauren O'Sullivan QLD 25.01Q; 2. Melissa McKinnon QLD 25.52Q; 3. Jessi Elliott NSW 25.65Q; 4. Catherine Brennan VIC 25.70q; 5. Stephanie Mensah QLD 25.96; 6. Zali Fung NSW 26.17; 7. Ellie Forrington QLD 26.31; 8. Lauren Cioppina SA 26.94; 9. Ashleigh Smith ACT 27.70; **Heat 2:** (w:+0.2) 1. Laura Turner NSW 24.74Q; 2. Annaliese Rubie NSW 25.45Q; 3. Zoe Rikonen QLD 25.66Q; 4. Lauren Wilson QLD 25.74q; 5. Claire Cuttler VIC 25.87; 6. Caitlin Sargent QLD 26.03; 7. Sarah Redman QLD 26.17; 8. Amie Mittiga SA 26.38; 9. Danielle Bradbury NSW 26.42. **Final:**

AUST ALL SCHOOLS & YOUTH ATHLETICS CHAMPS – WOMEN (CONTINUED)

(w:+1.9) 1. Lauren O'Sullivan QLD 24.20; 2. Laura Turner NSW 24.29; 3. Melissa McKinnon QLD 25.05; 4. Anneliese Rubie NSW 25.09; 5. Catherine Brennan VIC 25.54; 6. Jessi Elliott NSW 25.67; 7. Zoe Rikonen QLD 25.72; 8. Lauren Wilson QLD 25.84.

400 Metres

Heat 1: 1. Anneliese Rubie NSW 57.43Q; 2. Zoe Rikonen QLD 57.51Q; 3. Elise Abood QLD 58.04Q; 4. Trudy Johnson QLD 58.85q; 5. Shannon Smith QLD 59.05; 6. Brooke Mellia VIC 60.58; 7. Imogen Abernethy SA 64.74; 8. Shere'e Boase WA 67.82; Kate Lorenz NSW DQ; **Heat 2:** 1. Tammy Martin QLD 57.03Q; 2. Chloe Parker QLD 57.64Q; 3. Rosanna O'Neill NSW 58.53Q; 4. Paige Fenech NSW 58.86q; 5. Emma Hunt NSW 58.90; 6. Felicity Black VIC 59.65; 7. Shelley Tuicaku QLD 60.04; 8. Sarah Davis ACT 60.34; 9. Jasmina Cox NSW 60.66. **Final:** 1. Anneliese Rubie NSW 56.11; 2. Zoe Rikonen QLD 56.85; 3. Tammy Martin QLD 57.34; 4. Elise Abood QLD 57.43; 5. Chloe Parker QLD 57.55; 6. Paige Fenech NSW 58.41; 7. Rosanna O'Neill NSW 58.74; 8. Trudy Johnson QLD 59.23.

800 Metres

Heat 1: 1. Elise Abood QLD 2:14.88Q; 2. Annaliese Collier NSW 2:14.91Q; 3. Anita Banic NSW 2:15.19Q; 4. Janine Liversage NSW 2:17.08q; 5. Trudy Johnson QLD 2:22.20; 6. Demi Erfurth VIC 2:28.78; 7. Shere'e Boase WA 2:41.36; Eliza Cumow VIC DQ; **Heat 2:** 1. Georgie Buckley VIC 2:15.34Q; 2. Chloe Parker QLD 2:15.36Q; 3. Sarah Irwin QLD 2:15.39Q; 3. Tammy Martin QLD 2:15.39Q; 5. Kirsty Faulkner SA 2:20.25; 6. Samantha Davis NSW 2:21.62; 7. Isabella King WA 2:22.87; 8. Tia Brady NSW 2:22.89; 9. Sarah Davis ACT 2:23.12. **Final:** 1. Chloe Parker QLD 2:13.82; 2. Elise Abood QLD 2:14.32; 3. Georgie Buckley VIC 2:14.75; 4. Tammy Martin QLD 2:16.50; 5. Anita Banic NSW 2:16.65; 6. Annaliese Collier NSW 2:17.15; 7. Janine Liversage NSW 2:17.51; 8. Sarah Irwin QLD 2:20.88.

1500 Metres

1. Jessica Giffillan QLD 4:30.39; 2. Celia Sullohem NSW 4:37.22; 3. Georgie Buckley VIC 4:43.00; 4. Robyn Bennett QLD 4:47.62; 5. Kirsty Faulkner SA 4:47.67; 6. Demi Wood SA 4:50.01; 7. Sarah Deuble QLD 4:53.95; 8. Chavon Livey WA 5:02.72; 9. Charlotte Lane WA 5:12.51; 10. Ali Thomas SA 5:16.35.

3000 Metres

1. Celia Sullohem NSW 10:00.00; 2. Robyn Bennett QLD 10:04.28; 3. Demi Wood SA 10:16.33; 4. Charlotte Wilson NSW 10:32.58; 5. Jessa Craig VIC 10:34.73; 6. Siobhan Jagusch VIC 10:39.95; 7. Amanda Marks NSW 10:42.95; 8. Ashley Mason QLD 10:45.17; 9. Sarah Deuble QLD 10:48.66; 10. Renee Mainwaring NSW 10:50.10; 11. Louise Marvin NSW 10:55.16; 12. Charlotte Lane WA 10:57.92; 13. Thea Welsby NSW 10:59.71; 14. Caitlin O'Donnell WA 11:01.20; Jessica Giffillan QLD DNF.

90 Metres Hurdles

Heat 1: (w:0.0) 1. Carly Rodger NSW 12.73Q; 2. Mykaela Pearen QLD 13.31Q; 3. Shelley Tuicaku QLD 13.69Q; 4. Amanda Lynch NSW 13.85q; 5. Sarah Reedman QLD 13.86q; 6. Rosie Lawson QLD 13.97; 7. Gabrielle Simpson NSW 14.02. **Heat 2:** (w:+0.2) 1. Renee Cook QLD 13.37Q; 2. Jessi Elliott NSW 13.70Q; 3. Ashlee Skorjanec VIC 13.72Q; 4. Chloe Hirst QLD 13.98; 5. Charlotte Kennington QLD 14.12; 6. Ruby Ainsworth NSW 14.21; 7. Rachel May NSW 14.28; 8. Emily Ross VIC 14.39. **Final:** (w:+0.2) 1. Carly Rodger NSW 12.68; 2. Renee Cook QLD 13.17; 3. Mykaela Pearen QLD 13.18; 4. Shelley Tuicaku QLD 13.50; 5. Amanda Lynch NSW 13.84; 6. Ashlee Skorjanec VIC 14.07; 7. Jessi Elliott NSW 14.23.

200 Metres Hurdles

Heat 1: (w:+1.6) 1. Shelley Tuicaku QLD 28.95Q; 2. Annaliese Gardiner NSW 29.00Q; 3. Renee Cook QLD 29.17Q; 4. Gabrielle Simpson NSW 29.25q; 5. Felicity Black VIC 31.25; **Heat 2:** (w:-0.5) 1. Jessi Elliott NSW 29.14Q; 2. Courtney Owens NSW 29.48Q; 3. Mykaela Pearen QLD 29.72Q; 4. Sarah Reedman QLD 29.84; 5. Ruby Ainsworth NSW 31.35; 6. Ashlee Skorjanec VIC 38.06. **Final:** (w:-0.2) 1. Annaliese Gardiner NSW 28.63; 2. Jessi Elliott NSW 28.97; 3. Shelley Tuicaku QLD 29.18; 4. Courtney Owens NSW 29.30; 5. Renee Cook QLD 29.51; 6. Sarah Reedman QLD 29.84; 7. Gabrielle Simpson NSW 29.96; 8. Mykaela Pearen QLD 30.75.

2000 Metres Steeplechase

1. Jessica Giffillan QLD 6:45.12; 2. Charlotte Wilson NSW 7:08.82; 3. Natalie Dudkowski QLD 7:26.64; 4. Caitlin O'Donnell WA 7:34.07; 5. Kiandra Paterson VIC 7:34.26; 6. Lottie Ferrier NSW 7:43.32; 7. Jillian Lyall TAS 7:45.44; 8. Shannon Hickson QLD 7:47.20; 9. Imogen Bath-Doyle SA 7:49.31; 10. Heather Richards

TAS 7:53.85; 11. Darcie Harvey QLD 7:55.21; 12. Chavon Livey WA 7:57.69; 13. Emma Treadwell NSW 8:00.04; 14. Lily Stanesby TAS 8:02.99; 15. Catherine Connolly SA 8:08.67; 16. Anna McCauley VIC 8:09.86; 17. Anna Hampton VIC 8:12.85; 18. Maxine Barry VIC 8:13.43; 19. Kellie Jesberg QLD 9:02.32; Bridget Hanson VIC DQ.

3000 Metres Walk

1. Paige Hooper SA 15:04.31; 2. Kate Fitzsimons WA 15:18.22; 3. Beth Alexander VIC 15:28.80; 4. Rheame Ryan NSW 15:40.08; 5. Lauren Harrington SA 15:54.10; 6. Rachel Tallent VIC 16:01.26; 7. Teletha Phillips TAS 16:11.78; 8. Ebony Gralton NSW 16:13.65; 9. Samara Holliday SA 16:31.69; 10. Kiri Chapple NSW 16:38.06; 11. Hilary Brazel VIC 17:10.25; 12. Caragh Thomas SA 17:32.82; 13. Melissa Currie QLD 18:57.26; Caitlin Campbell VIC DQ.

High Jump

1. Denise Snyder VIC 1.74m; 2. Jacqueline Griffin QLD 1.72m; 3. Renee Cook QLD 1.69m; 4. Kerisha Thompson QLD 1.66m; 5. Tara Whitehead QLD 1.66m; 6. Sonya Kelly NSW 1.63m; 7. Tamara Killian SA 1.63m; 8. Molly Gray VIC 1.59m; 9. Charlotte Guest WA 1.59m; 10. Kristen Smith VIC 1.55m; 11. Lucy Tuffett QLD 1.50m; 11. Emily Keehn QLD 1.50m; 13. Nichelle Liepa VIC 1.45m.

Pole Vault

1. Elizabeth Parnov WA 3.64m; 2. Ellen Pearce WA 3.30m; 3. Georgina Digance SA 2.70m; 4. Elise Schievenin SA 2.50m; 5. Amy Manford WA 2.50m; 6. Olivia Cummings VIC 2.30m; 7. Darya Salmin WA 2.30m; 8. Amy Ansell VIC 2.30m; 9. Maya Amzah VIC 2.10m; Emily Bewis VIC NH.

Long Jump

1. Kelsey McCloskey-Huckin VIC 5.64m (+2.5); 2. Emily Dober VIC 5.62m (+1.7); 3. Denise Snyder VIC 5.53m (+3.4); 4. Mereseini Leivere NSW 5.38m (+1.9); 5. Fometina Asiatu QLD 5.37m (-1.0); 6. Phoebe Kershaw NSW 5.37m (-0.8); 7. Zali Fung NSW 5.36m (+4.1); 8. Rosie Lawson QLD 5.31m (+1.8); 9. Tara Whitehead QLD 5.21m (+1.0); 10. Lauren O'Sullivan QLD 5.16m (+4.2); 11. Aisha Collymore WA 4.97m (+0.9); 12. Jessica Meich SA 4.70m (+3.4); 13. Jessica Busfield NSW 4.61m (+0.5); 14. Kerisha Thompson QLD 4.50m (+1.2).

Triple Jump

1. Tara Whitehead QLD 11.88m (+1.5); 2. Fometina Asiatu QLD 11.47m (-0.3); 3. Phoebe Kershaw NSW 11.12m (+0.9); 4. Kerisha Thompson QLD 10.99m (+3.8); 5. Aisha Collymore WA 10.84m (0.0); 6. Rhiame Waters NSW 10.83m (+1.7); 7. Melanie Stewart VIC 10.52m (0.0); 8. Brianna Dalynple-Marco VIC 10.29m (+1.8); 9. Emily Ross VIC 10.14m (+1.1); 10. Laura Sharley SA 10.04m (0.0).

Shot Put

1. Margaret Satupai VIC 14.15m; 2. Danielle Byrnes VIC 11.97m; 3. Jessica Kaufman VIC 11.82m; 4. Natasha Iosefo NSW 11.69m; 5. Annaliese Geraghty QLD 11.33m; 6. Kelsey Hamill QLD 10.83m; 7. Ashleigh Lumsden NSW 10.60m; 8. Shontai Watson QLD 9.61m.

Discus Throw

1. Margaret Satupai VIC 43.07m; 2. Jessica Kaufman VIC 39.26m; 3. Taryn Gollshewsky QLD 38.05m; 4. Danielle Byrnes VIC 37.81m; 5. Kristy Dingwall NSW 37.13m; 6. Jessica Moroney NSW 36.94m; 7. Brydee Clarke NSW 36.35m; 8. Melissa Prior NSW 36.30m; 9. Kelsey Hamill QLD 34.98m; 10. Samantha Frank WA 30.92m; 11. Caelia Brock QLD 29.21m; 12. Shere'e Boase WA 23.98m.

Hammer Throw

1. Kate McEachen QLD 40.30m; 2. Danielle Byrnes VIC 38.60m; 3. Melissa Prior NSW 38.25m; 4. Lara Nielsen QLD 36.83m; 5. Rebecca Herbert QLD 34.07m; 6. Jessica Moroney NSW 29.51m; 7. Louise Richardson WA 28.26m; 8. Samantha Fenwick WA 23.50m.

Javelin Throw

1. Rebecca Morgan SA 41.88m; 2. Jessica Kaufman VIC 37.71m; 3. Danielle Byrnes VIC 37.30m; 4. Aisha Collymore WA 37.18m; 5. Samantha Fenwick WA 35.69m; 6. Shere'e Boase WA 35.29m; 7. Rhianne Kerr NSW 34.66m; 8. Katherine O'Brien QLD 34.54m; 9. Kirsty Muir QLD 30.65m.

AUST ALL SCHOOLS & YOUTH ATHLETICS CHAMPS – WOMEN (CONTINUED)

WOMEN UNDER 14

100 Metres

Heat 1: (w:+2.5) 1. Maggie-May Quinlan VIC 12.60Q; 2. Jaimee Bannister NSW 12.67Q; 3. Ashleigh Harris QLD 12.71Q; 4. Kate Booth SA 13.03; 5. Sarah Douglas NSW 13.09; 6. Michelle Timms WA 13.13; 7. Courtney Cross NSW 13.20; 8. Margaret O'Donnell NT 13.27; **Heat 2:** (w:+0.7) 1. Karlie Morton NSW 12.62Q; 2. Bethany Fairfield SA 12.77Q; 3. Ella Green VIC 12.83Q; 4. Georgia Devlin QLD 12.88q; 5. Rebecca Watts NSW 12.91q; 6. Danielle Ashe QLD 12.94; 7. Kaima Zilm WA 12.96; 8. Ashleigh Whittaker VIC 13.02. **Final:** (w:+1.1) 1. Karlie Morton NSW 12.47; 2. Maggie-May Quinlan VIC 12.55; 3. Jaimee Bannister NSW 12.56; 4. Ashleigh Harris QLD 12.59; 5. Bethany Fairfield SA 12.66; 6. Georgia Devlin QLD 12.73; 7. Rebecca Watts NSW 12.77; 8. Ella Green VIC 12.86.

200 Metres

Heat 1: (w:+0.7) 1. Jaimee Bannister NSW 25.67Q; 2. Danielle Ashe QLD 25.72Q; 3. Maggie-May Quinlan VIC 25.87q; 4. Kaima Zilm WA 26.51; 5. Robyn Wattam NT 26.62; 6. Jody Potter NSW 27.49; **Heat 2:** (w:+1.0) 1. Cassie Maddocks NSW 26.09Q; 2. Ashleigh Whittaker VIC 26.24Q; 3. Debonishia Chattergong NSW 26.67; 4. Sarah Douglas NSW 26.68; 5. Margaret O'Donnell NT 26.88; Ashleigh Harris QLD DQ; **Heat 3:** (w:+1.7) 1. Karlie Morton NSW 25.49Q; 2. Bethany Fairfield SA 26.10Q; 3. Ella Green VIC 26.12q; 4. Georgia Devlin QLD 26.15; 5. Courtney Cross NSW 26.74; 6. Hayleigh Wortley NSW 26.88; 7. Catriona Bisset ACT 27.38. **Final:** (w:+0.7) 1. Karlie Morton NSW 25.22; 2. Jaimee Bannister NSW 25.34; 3. Danielle Ashe QLD 25.66; 4. Maggie-May Quinlan VIC 25.83; 5. Ella Green VIC 26.22; 6. Cassie Maddocks NSW 26.28; 7. Ashleigh Whittaker VIC 26.42; 8. Bethany Fairfield SA DQ.

400 Metres

Heat 1: 1. Isabelle Scott ACT 59.63Q; 2. Shana Robinson VIC 59.77Q; 3. Miranda Davies QLD 59.87Q; 4. Hayleigh Wortley NSW 60.61q; 5. Margaret O'Donnell NT 60.99; 6. Taylor Smith QLD 61.53; 7. Caitlin Adamson VIC 62.50; 8. Tiera Butkus QLD 62.83; 9. Megan Ryan VIC 63.67; **Heat 2:** 1. Catriona Bisset ACT 58.66Q; 2. Robyn Wattam NT 59.04Q; 3. Christie Pearson NSW 59.43Q; 4. Haylee Wilson SA 59.83q; 5. Lane Wiederstein VIC 61.07; 6. Eliza Barton NSW 61.41; 7. Alexandra Stevens QLD 61.89; 8. Kaima Zilm WA 64.49. **Final:** 1. Shana

Robinson VIC 58.23; 2. Isabelle Scott ACT 58.65; 3. Christie Pearson NSW 59.25; 4. Catriona Bisset ACT 59.67; 5. Miranda Davies QLD 59.80; 6. Robyn Wattam NT 59.82; 7. Hayleigh Wortley NSW 61.10; 8. Haylee Wilson SA 63.54.

800 Metres

Heat 1: 1. Tayla Daly VIC 2:17.10Q; 2. Christie Pearson NSW 2:18.26Q; 3. Isabelle Scott ACT 2:19.12Q; 4. Isis Flynn-Pittar QLD 2:20.84q; 5. Nikki Hiscock QLD 2:21.16q; 6. Eliza Barton NSW 2:21.87; 7. Tiera Butkus QLD 2:24.87; 8. Samantha Tuscharski SA 2:25.54; **Heat 2:** 1. Miranda Davies QLD 2:19.80Q; 2. Keana Tour-May VIC 2:20.33Q; 3. Tessa Potezny SA 2:21.07Q; 4. Vanessa O'Shea VIC 2:21.53; 5. Jade Brandt QLD 2:21.90; 6. Taylor Smith QLD 2:25.02; 7. Suzanne Langer NSW 2:25.26; 8. Kelly Mackie NT 2:29.82; 9. Liana Neofitou VIC 2:34.50. **Final:** 1. Keana Tour-May VIC 2:15.15; 2. Tayla Daly VIC 2:17.22; 3. Christie Pearson NSW 2:17.91; 4. Isabelle Scott ACT 2:22.23; 5. Isis Flynn-Pittar QLD 2:23.64; 6. Nikki Hiscock QLD 2:24.76; 7. Tessa Potezny SA 2:25.63.

1500 Metres

1. Keana Tour-May VIC 4:39.20; 2. Christie Pearson NSW 4:44.37; 3. Tessa Potezny SA 4:45.99; 4. Anika Moore QLD 4:49.59; 5. Jade Brandt QLD 4:49.62; 6. Tai-Claire Dixon-Toomey QLD 4:51.92; 7. Tessa Craig VIC 4:52.33; 8. Nikki Hiscock QLD 4:52.53; 9. Isis Flynn-Pittar QLD 4:52.63; 10. Vanessa O'Shea VIC 4:52.64; 11. Zoe May QLD 4:53.87; 12. Siobhan Jagusch VIC 4:54.62; 13. Hannah Mendeny NSW 4:56.91; 14. Jillian Lyall TAS 5:10.81.

800 Metres Hurdles

Heat 1: (w:NVW) 1. Brooke Stratton VIC 12.78Q; 2. Brooke Leaver QLD 12.95Q; 3. Michelle Timms WA 13.13Q; 4. Talissa Scott NSW 13.43; 5. Tiarna Lesa QLD 13.62; 6. Lauren Free TAS 13.68; 7. Rhianon Rutledge QLD 13.80; 8. Melaine Galloway SA 15.60; **Heat 2:** (w:+0.7) 1. Courtney Owens NSW 12.56Q; 2. Michelle Jenneke NSW 12.91Q; 3. Emily Gangur SA 13.26Q; 4. Courtney Cross NSW 13.27q; 5. Madeleine Day QLD 13.28q; 6. Estelle Lopes VIC 13.30; 7. Kimberley Wilkin SA 13.77; 8. Heather Muir QLD 14.36; 9. Emily Wilson QLD 14.59. **Final:** (w:-0.1) 1. Courtney Owens NSW 12.50; 2. Brooke Stratton VIC 12.60; 3. Brooke Leaver QLD 12.83; 4. Michelle Jenneke NSW 12.91; 5. Michelle Timms WA 12.98; 6. Courtney Cross NSW 13.22; 7. Madeleine Day QLD 13.44; 8. Emily Gangur SA 13.57.

1500 Metres Walk

1. Cassandra Raselli VIC 7:00.82; 2. Kate Fitzsimons WA 7:06.80; 3. Courtney Sorensen QLD 7:07.97; 4. Lauren Harrington SA 7:13.50; 5. Kiri Chapple NSW 7:14.21; 6. Darcy Gilroy NSW 7:18.59; 7. Teletia Phillips TAS 7:19.94; 8. Rachel Tallent VIC 7:20.72; 9. Ebony Galton NSW 7:21.64; 10. Jade Dighton NSW 7:23.38; 11. Ebony Whiley VIC 7:32.50; 12. Samara Holliday SA 7:32.53; 13. Chelsea Dyer VIC 7:33.26; 14. Carisse Priest WA 7:34.83; 15. Erin Brunton VIC 7:36.50; 16. Kristie Goznik SA 7:37.71; 17. Amelia Finnegan VIC 7:37.90; 18. Emily Payne VIC 7:38.47; 19. Rachael Maher QLD 7:40.75; 20. Caitlin Campbell VIC 7:44.00; 21. Tayla Langley QLD 7:51.91; 22. Caragh Thomas SA 7:54.49; 23. Sherkeira Abala NT 7:55.03; 24. Alana Hewish QLD 8:06.92; 25. Lotta Danner SA 8:18.59.

4 x 100 Metres Relay

1. NSW (Courtney Owens, Jaimee Bannister, Karlie Morton, Cassie Maddocks) 49.67; 2. QLD (Brooke Leaver, Ashleigh Harris, Georgia Devlin, Danielle Ashe) 50.52; 3. WA (Kaima Zilm, Janay Hendriks, Cony Macri, Elizabeth Parnov) 53.78; 4. TAS (Lilly Stanesby, Lauren Free, Jillian Lyall, Sophie Manning) 56.44; VIC (Ella Green, Megan Ryan, Maggie-May Quinlan, Ashleigh Whittaker) DQ; SA (Kate Booth, Haylee Wilson, Kimberley Wilkin, Bethany Fairfield) DQ.

High Jump

1. Amy PejkoVIC NSW 1.70m; 2. Shani Sleeman NSW 1.68m; 3. Elana Withnall NSW 1.64m; 4. Rebecca Deacon VIC 1.64m; 4. Janay Hendriks WA 1.64m; 6. Emma-Lee Corkack NSW 1.61m; 7. Tayla King NSW 1.61m; 8. Sophie Manning TAS 1.58m; 8. Eden Cunningham NSW 1.58m; 10. Rachel Ogden QLD 1.54m; 11. Harriet Adsett QLD 1.54m; 12. Rebecca Marchant VIC 1.50m; 13. Tara Robinson NSW 1.40m.

Pole Vault

1. Elizabeth Parnov WA 3.50m; 2. Natasha Keir QLD 3.00m; 3. Kim Kennedy NSW 2.60m; 3. Amy Manford WA 2.60m; 5. Naomi Princi SA 2.50m; 6. Doriya Salmin WA 2.50m; 7. Dolly Wake QLD 2.20m; Amy Ansell VIC NH.

Long Jump

1. Brooke Stratton VIC 5.58m (+2.6); 2. Erin Guy NSW 5.35m (+2.8); 3. Talissa Scott NSW 5.24m (+3.6); 4. Shivone McPhee NSW 5.24m (-0.1); 5. Tayla King NSW 5.24m (+3.7); 6. Rachel Hardy NSW 5.19m

(-0.5); 7. Lauren Free TAS 5.18m (-0.6); 8. Christie Douglas NSW 5.14m (+0.9); 9. Alexandra Thams QLD 4.97m (+0.7); 10. Bethany Fairfield SA 4.94m (+0.9).

Triple Jump

1. Brooke Stratton VIC 11.91m (-0.9); 2. Shana Robinson VIC 11.74m (+0.8); 3. Rebecca Marchant VIC 11.53m (-0.8); 4. Christie Douglas NSW 11.38m (+1.6); 5. Talissa Scott NSW 11.17m (+0.5); 6. Lauren Free TAS 11.11m (+1.7); 7. Amy PejkoVIC NSW 11.10m (+0.3); 8. Bethany Fairfield SA 11.09m (-0.4); 9. Rachel Hardy NSW 10.95m (-0.3); 10. Janay Hendriks WA 10.83m (0.0); 11. Shivone McPhee NSW 10.61m (+0.7); 12. Hayleigh Wortley NSW 10.46m (-0.2); 13. Heather Muir QLD 10.10m (+0.8); 14. Lane Wiederstein VIC 10.03m (+1.6).

Shot Put

1. Isha Beer QLD 13.45m; 2. Kristy Dingwall NSW 13.36m; 3. Chloe Marino NSW 12.00m; 4. Tiarna Lesa QLD 11.78m; 5. Louisa Lee QLD 11.56m; 6. Moana Heffernan NSW 11.51m; 7. Alice Iosefo NSW 11.35m; 8. Cony Macri WA 10.61m; 9. Lana Cooran QLD 9.72m.

Discus Throw

1. Tarryn Gollshewsky QLD 38.19m; 2. Kristy Dingwall NSW 37.84m; 3. Tiarna Lesa QLD 36.15m; 4. Jenny Gan QLD 34.41m; 5. Alice Iosefo NSW 34.00m; 6. Zohlie Davis SA 33.89m; 7. Cony Macri WA 32.88m; 8. Asalia Fagatwai NSW 32.79m; 9. Moana Heffernan NSW 31.92m.

Javelin Throw

1. Cony Macri WA 45.94m; 2. Jenny Gan QLD 41.51m; 3. Kyra McKinnis VIC 37.19m; 4. Chelsea Dyer VIC 37.12m; 5. Phoebe Kelly-Wymne NSW 32.67m; 6. Brittany Williams NSW 32.58m; 7. Ashleigh Peplow-Ball SA 30.74m; 8. Pauline Pilote NSW 30.72m; 9. Jessica Brien VIC 27.13m.

AUST ALL SCHOOLS & YOUTH ATHLETICS CHAMPS – MEN

MEN UNDER 20

4 x 100 Metres Relay Schools

1. ST JOSEPHS NUDGEE (Christopher Musgrave, Sean Kershaw, Lachlan Cook, Michael Gordon) 43.17;
2. WESTFIELD SPORTS HIGH (Spuros Giannoulos, Daniel Small, Thomas Wan Lum, Srdjan Veselinovic) 43.75; 3. EPPING BOYS (Boyd Arndell, Ben Gardiner, Sam Atfield, Matt Wilson) 44.71.

MEN UNDER 18

100 Metres

Heat 1: (w:+1.4) 1. Kurt Mulcahy NSW 10.68Q; 2. Robbie Baskin NSW 10.82Q; 3. Kevin Brittain VIC 11.04Q; 4. John Lane QLD 11.16q; 5. Michael Gordon QLD 11.29q; 6. Tom Sclanders SA 11.45;
Heat 2: (w:+0.4) 1. Joshua Ross VIC 10.97Q; 2. Tim O'Sullivan QLD 11.22Q; 3. Ruben Wyld SA 11.30Q; 4. Sebastian Hinkelbreist NSW 11.36; 5. Lachlan Cook QLD 11.47. **Final:** (w:+3.1) 1. Kurt Mulcahy NSW 10.54; 2. Robbie Baskin NSW 10.68; 3. Joshua Ross VIC 10.70; 4. Kevin Brittain VIC 10.92; 5. Tim O'Sullivan QLD 10.97; 6. John Lane QLD 11.08; 7. Ruben Wyld SA 11.24.

200 Metres

Heat 1: (w:+1.0) 1. Kurt Mulcahy NSW 21.07Q; 2. Chris Kangars VIC 22.04Q; 3. Tim O'Sullivan QLD 22.20Q; 4. Lee Parker QLD 22.40q; 5. Aaron Griggs TAS 22.42q; 6. Kevin Brittain VIC 22.43; 7. Paul Steel NSW 22.57; Tom Sclanders SA DQ; **Heat 2:** (w:+1.3) 1. Joshua Ross VIC 21.72Q; 2. Saul Terere QLD 22.35Q; 3. Matthew Harris NSW 22.57Q; 4. Ruben Wyld SA 22.67; 5. Matthew Conway VIC 22.69; 6. Ned Price NSW 23.19; 7. Jordan Chapple NSW 24.76. **Final:** (w:+3.1) 1. Kurt Mulcahy NSW 20.94; 2. Joshua Ross VIC 21.63; 3. Chris Kangars VIC 21.85; 4. Lee Parker QLD 22.13; 5. Tim O'Sullivan QLD 22.22; 6. Aaron Griggs TAS 22.41; 7. Saul Terere QLD 22.57; 8. Matthew Harris NSW 22.59.

400 Metres

Heat 1: 1. Chris Kangars VIC 48.73Q; 2. Lee Parker QLD 49.43Q; 3. Luke Doust NSW 49.87Q; 4. Daniel Jones QLD 50.02q; 5. Enoch Lam NSW 54.89; 6. Damian Chamley QLD 55.19; **Heat 2:** 1. Kurt Mulcahy NSW 49.10Q; 2. Andrew Hogan VIC 49.58Q; 3. Ben Allen QLD 50.24Q; 4. Shaun Hargreaves VIC 52.37q; Aaron Griggs TAS DQ. **Final:** 1. Kurt Mulcahy NSW 47.27; 2. Chris Kangars

VIC 47.99; 3. Lee Parker QLD 48.98; 4. Andrew Hogan VIC 49.45; 5. Daniel Jones NSW 49.81; 6. Ben Allen QLD 50.53; 7. Luke Doust NSW 51.23; 8. Shaun Hargreaves VIC 51.41.

800 Metres

Heat 1: 1. Craig Huffer VIC 1:55.39Q; 2. Mitchell Ryan NSW 1:56.01Q; 3. Mark Seen VIC 1:56.18Q; 4. Luke Doust NSW 1:56.20q; 5. Andrew Giam VIC 1:57.11; 6. Edward Currow VIC 1:57.16; 7. Bradley Fisk SA 1:59.25; 8. Ryan Cole QLD 2:02.98; Callum Dowell WA DQ; **Heat 2:** 1. David Bradney NSW 1:54.30Q; 2. Chris Stapleton SA 1:55.45Q; 3. Daryl Purches NSW 1:55.48Q; 4. Nathan Carr VIC 1:55.84q; 5. Thomas Bruins WA 1:56.79; 6. Marcus Witts NSW 1:58.79; 7. Christopher Nielsen QLD 1:59.51; 8. John Hoyes QLD 2:02.66; 9. Bryan McManus QLD 2:07.16. **Final:** 1. Craig Huffer VIC 1:52.94; 2. David Bradney NSW 1:53.67; 3. Mark Seen VIC 1:54.58; 4. Chris Stapleton SA 1:54.67; 5. Daryl Purches NSW 1:55.25; 6. Mitchell Ryan NSW 1:56.69; 7. Nathan Carr VIC 1:57.23; 8. Luke Doust NSW 1:59.87.

1500 Metres

1. Mitch Frey VIC 3:57.18; 2. David Bradney NSW 3:58.21; 3. Craig Huffer VIC 3:59.29; 4. Mitchell Ryan NSW 4:01.91; 5. Ash Watson VIC 4:03.53; 6. Mark Seen VIC 4:09.77; 7. Thomas Bruins WA 4:10.81; 8. Matthew Forbes NT 4:11.57; 9. Callum Dowell WA 4:11.81; 10. John Hoyes QLD 4:19.36.

3000 Metres

1. Mitch Frey VIC 8:34.30; 2. Matthew Bayley VIC 8:37.19; 3. Ash Watson VIC 8:48.66; 4. Cain Partridge NSW 8:57.14; 5. Tim Morrison SA 8:58.14; 6. Matthew Forbes NT 8:58.24; 7. Mark De Luca VIC 9:04.16.

110 Metres Hurdles

Heat 1: (w:-0.2) 1. Leo Anthony Dulay NSW 14.58Q; 2. Phillip Scharf QLD 14.84Q; 3. Shaun Hargreaves VIC 14.99Q; 4. Thomas Barton QLD 15.28q; 5. Kale Davies SA 16.14; **Heat 2:** (w:-0.7) 1. Luke Hart VIC 14.36Q; 2. Christopher Watson QLD 14.51Q; 3. Matthew Harris NSW 14.59Q; 4. Zac Gray WA 15.07q; 5. Nick Skidmore QLD 15.31; 6. Jamie Keehn QLD 15.38. **Final:** (w:-1.0) 1. Matthew Harris NSW 14.44; 2. Christopher Watson QLD 14.48; 3. Luke Hart VIC 14.66; 4. Leo Anthony Dulay NSW 14.92; 5. Phillip Scharf QLD 15.16; 6. Thomas Barton QLD 15.41; 7. Shaun Hargreaves VIC 15.57; 8. Zac Gray WA 15.69.

400 Metres Hurdles

Heat 1: 1. Luke Hart VIC 56.09Q; 2. Byron Woodham NSW 56.51Q; 3. Corey Wake QLD 57.73Q; 4. Zac Gray WA 57.92q; 5. Thomas Barton QLD 57.95; 6. Andrew Simmons VIC 58.04. **Heat 2:** 1. Christopher Watson QLD 55.25Q; 2. Zac Farrow WA 55.77Q; 3. Peter Drzal WA 56.13Q; 4. Timothy Scott VIC 56.31q; 5. Nick Skidmore QLD 59.09; 6. Dan McKay VIC 60.53; 7. Bryan McManus QLD 61.29. **Final:** 1. Christopher Watson QLD 52.45; 2. Luke Hart VIC 53.03; 3. Peter Drzal WA 54.76; 4. Timothy Scott VIC 55.68; 5. Corey Wake QLD 56.60; 6. Byron Woodham NSW 57.21; 7. Zac Farrow WA 57.63.

2000 Metres Steeplechase

1. Matthew Bayley VIC 5:50.81; 2. Jamie Sherson NSW 6:04.70; 3. Tim Morrison SA 6:05.05; 4. Troy Duncan VIC 6:22.46; 5. Joe Flannery QLD 6:32.13; 6. Brad Milosevic NSW 6:41.15.

5000 Metres Walk

1. Daniel Coleman TAS 22:07.83; 2. Kyle Bryant VIC 22:59.25; 3. Brendon Reading ACT 23:24.53; 4. Cody Atwater NSW 24:20.98; 5. Adam Dunn SA 25:02.11; 6. Andrew Smith NSW 30:08.31; Ben Henman SA DNF.

4 x 100 Metres Relay

1. NSW (Greg Jeloudev, Frankie Iorfino, Kevin Moore, Kurt Mulcahy) 41.31; 2. VIC (Kevin Brittain, Daniel Martin, Chris Kangars, Joshua Ross) 41.47; 3. WA (Ray Williams, Mitchell Zilm, James Ockleford, Jared Beddenhout) 42.08; 4. QLD (Saul Terere, Sean Kershaw, Tim O'Sullivan, Michael Gordon) 42.65; 5. SA (Ruben Wyld, Henry Frayne, Harry Parkinson, Wallace Long-Scarfidi) 43.52.

4 x 400 Metres Relay

1. VIC (Luke Hart, Nathan Carr, Andrew Hogan, Chris Kangars) 3:17.52; 2. NSW (Grant Billingham, Greg Jeloudev, Warwick Whitmore, Daniel Jones) 3:19.42; 3. WA (Kieren King, Peter Drzal, Zac Farrow, Ray Williams) 3:21.61; 4. SA (Wallace Long-Scarfidi, Bradley Fisk, Ruben Wyld, Chris Stapleton) 3:23.17; 5. QLD (Peter Bennett, Nicholas Frost, Lee Parker, Corey Wake) 3:24.62; 6. TAS (Bart McCulloch, Nathan Moore, Josh Harris, Daniel Williams) 3:34.81; 7. ACT (Jostip Jadic, Brett Robinson, Ethan Gould, Lachlan Dowling) 3:39.60.

High Jump

1. Rhys Murphy NSW 2.17m; 2. Chris Dodd NSW 2.05m; 3. Andrew Hodges QLD 1.95m; 4. Toby Campain TAS 1.95m; 5. Cameron Gee QLD 1.90m.

Pole Vault

1. James Wendi VIC 4.15m; 2. Theophilus Toumazos SA 4.00m; 3. Christopher Lewis NSW 4.00m; 4. Matthew Harris NSW 3.70m; 5. Zachariah Nelson VIC 3.70m; 6. Stephen Pegg VIC 3.50m.

Long Jump

1. Michael Gordon QLD 7.12m(+0.4); 2. Robert Falchi NSW 6.72m(+0.2); 3. Rogan Ross QLD 6.65m(+0.2); 4. Jared Hunter SA 6.63m(-1.2); 5. Dale Jenner NSW 6.54m(+0.3); 6. John Lane QLD 6.46m(-1.3); 7. Shaun Hargreaves VIC 6.15m(+1.8).

Triple Jump

1. Robert Falchi NSW 15.06m(+0.2); 2. Branko Jaric SA 14.75m(+0.4); 3. Jared Hunter SA 14.59m(+0.7); 4. Alex Lorroway ACT 14.50m(-0.8); 5. Rogan Ross QLD 13.99m(+1.4); 6. Dallan Stanton NSW 13.54m(-1.1).

Shot Put

1. Emanuele Fuamatu NSW 20.04m; 2. Matthew Cherry QLD 19.30m; 3. Terry Harvey QLD 17.36m; 4. Andrew Peska VIC 17.19m; 5. Michael Peska VIC 16.81m; 6. Stewart McLaughlin SA 16.29m; 7. James Tamourdis VIC 15.44m; 8. Chris Edwards TAS 15.37m; 9. Ben Taylor QLD 14.04m.

Discus Throw

1. Andrew Welch QLD 62.10m; 2. Andrew Peska VIC 54.54m; 3. Stewart McLaughlin SA 46.75m; 4. James Guest TAS 44.83m.

Hammer Throw

1. Emanuele Fuamatu NSW 59.70m; 2. Craig Seago QLD 58.33m; 3. James Guest TAS 51.06m; 4. Michael Peska VIC 50.05m; 5. Lindsay Robert Sutton QLD 50.01m; 6. Andrew Spencer SA 49.90m; 7. Stewart McLaughlin SA 47.90m; 8. Chris Edwards TAS 45.58m; 9. Stuart Morse TAS 43.44m; 10. Brysen Fraser NSW 40.44m.

Javelin Throw

1. Jamie Keehn QLD 70.99m; 2. Ben Crow QLD 66.14m; 3. Daniel Sheedy NSW 61.24m; 4. Chris Edwards TAS 52.40m; 5. James Tamourdis VIC 51.44m.

AUST ALL SCHOOLS & YOUTH ATHLETICS CHAMPS – MEN (CONTINUED)

MEN UNDER 17

100 Metres

Heat 1: (w:+1.6) 1. Mitchell Zilm WA 11.12Q; 2. Brendan Ashcroft VIC 11.13Q; 3. Kevin Moore NSW 11.16Q; 4. Cameron Steel QLD 11.25; 5. Srdjan Veselinovic NSW 11.34; 6. James Buckley QLD 11.43; **Heat 2:** (w:+0.9) 1. Frankie Iorfino NSW 10.90Q; 2. Daniel Martin VIC 10.96Q; 3. Jared Beuzidenhout WA 11.02Q; 4. Sean Kershaw QLD 11.17q; 5. Christopher Musgrave QLD 11.24q; 6. Darren Hart VIC 11.35. **Final:** (w:+1.5) 1. Frankie Iorfino NSW 10.85; 2. Jared Beuzidenhout WA 10.89; 3. Daniel Martin VIC 10.89; 4. Mitchell Zilm WA 11.03; 5. Sean Kershaw QLD 11.09; 6. Kevin Moore NSW 11.11; 7. Brendan Ashcroft VIC 11.12; 8. Christopher Musgrave QLD 11.25.

200 Metres

Heat 1: (w:+0.3) 1. Jared Beuzidenhout WA 22.11Q; 2. Cameron Steel QLD 22.56Q; 3. Cameron Luken NSW 22.85; 4. Jack Jones NSW 22.97; 5. Daniel Arda NSW 23.02; 6. Komisi Umu QLD 23.51; Nicholas Frost QLD DQ; **Heat 2:** (w:+1.6) 1. Mitchell Zilm WA 22.04Q; 2. Greg Jeloudev NSW 22.26Q; 3. Jason Brown NSW 22.46q; 4. Wallace Long-Scaffidi SA 22.52; 5. Darren Hart VIC 22.71; 6. Christopher Musgrave QLD 22.86; **Heat 3:** (w:+0.7) 1. Kevin Moore NSW 21.90Q; 2. Frankie Iorfino NSW 22.11Q; 3. Srdjan Veselinovic NSW 22.43q; 4. Sam Stevens NSW 22.47; 5. Brendan Ashcroft VIC 22.54; 6. James Ockelford WA 22.95; 7. Chirs Hoffman SA 23.01; Sean Kershaw QLD DQ. **Final:** (w:+1.1) 1. Jared Beuzidenhout WA 21.85; 2. Mitchell Zilm WA 21.91; 3. Frankie Iorfino NSW 22.12; 4. Kevin Moore NSW 22.27; 5. Srdjan Veselinovic NSW 22.44; 6. Greg Jeloudev NSW 22.49; 7. Cameron Steel QLD 22.52; 8. Jason Brown NSW 22.64.

400 Metres

Heat 1: 1. Ray Williams WA 49.21Q; 2. Joel Smythe VIC 49.59Q; 3. Sam Carson QLD 49.79Q; 4. Warwick Whitmore NSW 49.80q; 5. Brad Leonard NSW 50.39; 6. Peter Want NSW 50.88; 7. Chirs Hoffman SA 50.99; 8. Matt Rowe SA 51.48; **Heat 2:** 1. Joshua Ahwong QLD 49.02Q; 2. Nicholas Frost QLD 49.40Q; 3. Jack Jones NSW 49.92Q; 4. Timothy Elvidge WA 50.14q; 5. Ollie Wurm VIC 50.34; 6. Joseph Cunningham NSW 50.58; 7. Peter Bennett QLD 50.80; 8. Wallace Long-Scaffidi SA 50.87; 9. Angus McNally NSW 51.67. **Final:** 1.

Joshua Ahwong QLD 48.74; 2. Ray Williams WA 48.81; 3. Nicholas Frost QLD 49.40; 4. Joel Smythe VIC 49.91; 5. Warwick Whitmore NSW 50.28; 6. Timothy Elvidge WA 50.67; 7. Jack Jones NSW 51.52.

800 Metres

Heat 1: 1. Lee Berry QLD 1:57.69Q; 2. Kieran Boal VIC 1:57.95Q; 3. James Kaan NSW 1:58.01Q; 4. Dominic Sutton VIC 1:58.52q; 5. Jordan Smith NSW 1:59.39; 6. Gerard Kerr VIC 2:00.65; 7. Ben Green WA 2:01.21; **Heat 2:** 1. Joel Smythe VIC 1:57.25Q; 2. Joshua Ahwong QLD 1:57.77Q; 3. David Barker VIC 1:57.89Q; 4. Nathan Morey TAS 1:58.51q; 5. Christopher Martin NSW 1:59.02q; 6. Matt Rowe SA 2:01.04; 7. Tim Cantle NSW 2:02.86; 8. Angus Campbell NSW 2:04.48. **Final:** 1. James Kaan NSW 1:52.10; 2. Joel Smythe VIC 1:52.54; 3. Lee Berry QLD 1:55.42; 4. David Barker VIC 1:56.41; 5. Dominic Sutton VIC 1:57.98; 6. Nathan Morey TAS 1:59.55; 7. Joshua Ahwong QLD 1:59.68; 8. Kieran Boal VIC 2:00.61.

1500 Metres

1. Ryan Gregson NSW 3:58.51; 2. Mitchell Lamb ACT 3:59.66; 3. Daniel Bulmer NSW 3:59.83; 4. James Kaan NSW 4:00.80; 5. James Nipperess NSW 4:02.17; 6. Lee Berry QLD 4:04.08; 7. Richard Everest SA 4:04.41; 8. Julian Harris VIC 4:05.24; 9. Ryan Auld QLD 4:06.72; 10. David Ireland VIC 4:07.31; 11. Nathan Morey TAS 4:09.39; 12. Josh Harris TAS 4:09.83; 13. Dale Miller VIC 4:11.25; 14. Ben Green WA 4:16.69; 15. Blayne Arnold NSW 4:20.51; 16. Matt Rowe SA 4:22.26.

3000 Metres

1. Ryan Gregson NSW 8:29.01; 2. Richard Everest SA 8:44.11; 3. Luke Hennessy VIC 8:49.26; 4. James Nipperess NSW 8:54.64; 5. Ryan Isaac QLD 9:01.11; 6. Angus Campbell NSW 9:02.27; 7. Daniel Bulmer NSW 9:03.47; 8. Ryan Auld QLD 9:04.08; 9. Josh Harris TAS 9:04.41; 10. John Altian QLD 9:05.08; 11. Alex Spinks TAS 9:05.42; 12. Thomas Hurley NSW 9:06.69; 13. Matthew Hawke QLD 9:27.61; 14. Blayne Arnold NSW 9:39.60; 15. David Mairwaring NSW 9:45.76.

110 Metres Hurdles

(w:-1.4) 1. Daniel Martin VIC 14.35; 2. Ben McPherson NSW 15.11; 3. Glenn Ormesher WA 15.11; 4. Steven Carayannopoulos VIC 15.25; 5. Isaac Weier QLD 15.26; 6. Jeremy Gilby QLD 15.32; 7. Daniel Bailey VIC 15.74; 8. Tim Coop NSW 16.34; 9. Aaron Smith VIC 16.71.

400 Metres Hurdles

1. Daniel Bailey VIC 56.57Q; 2. Douglas Amiss QLD 57.04Q; 3. Peter Want NSW 57.07Q; 4. Dan Wurm VIC 58.00; 5. Daniel Williams TAS 58.04; 6. Carl Turner QLD 58.50; 7. Matthew Otten NSW 59.24; 8. Ryan Lund QLD 61.57; Ryan Mason NSW DQ; **Heat 2:** 1. Sam Carson QLD 54.65Q; 2. Kieren King WA 54.89Q; 3. Brad Leonard NSW 55.24Q; 4. Damien Nielsen VIC 56.99q; 5. Ian Dewhurst NSW 57.27q; 6. Peter Bennett QLD 57.33; 7. Bart McCulloch TAS 58.22; 8. Aaron Smith VIC 58.78; 9. Benjamin Shorter NSW 59.94. **Final:** 1. Sam Carson QLD 53.53; 2. Daniel Bailey VIC 53.83; 3. Brad Leonard NSW 54.75; 4. Kieren King WA 54.90; 5. Peter Want NSW 56.17; 6. Damien Nielsen VIC 56.58; 7. Ian Dewhurst NSW 56.63; 8. Douglas Amiss QLD 57.98.

2000 Metres Steeplechase

1. Mitchell Lamb ACT 5:56.18; 2. Richard Everest SA 5:57.67; 3. Luke Hennessy VIC 6:07.69; 4. Andrew Hayes QLD 6:16.94; 5. Josh Harris TAS 6:20.67; 6. Alex Spinks TAS 6:23.49; 7. Jordan Smith NSW 6:24.66; 8. Julian Harris VIC 6:25.90; 9. Tomislav Cuk VIC 6:26.81; 10. Darby Kitchen VIC 6:27.59; 11. Ryan Isaac QLD 6:29.89; 12. Michael Masseni VIC 6:36.98; 13. David Parkes NSW 6:42.91; 14. Brendan Fenwick QLD 6:48.23; 15. Sean Wilson NSW 6:49.16; 16. Jarrod Harvey QLD 6:50.31; 17. Tom Ralph SA 6:57.72; 18. Jarrod Rigby QLD 7:14.39; 19. Andrew Lyon QLD 7:21.83.

5000 Metres Walk

1. Brook Keys NSW 22:15.13; 2. Sean Fitzsimons WA 23:40.77; 3. Kyle Malone NSW 23:55.15; 4. Jared Loi QLD 24:33.09; 5. Daniel Payne VIC 24:39.20; 6. Michael Reading ACT 25:17.18; 7. Derek Mulhearn NSW 25:37.93; 8. Jonathon Birt QLD 25:50.46; 9. Ian Dewhurst NSW 26:03.14; 10. Timothy Jenyns WA 26:11.21; 11. Chose Richardson TAS 26:52.49; 12. James Pisoni NSW 27:57.35.

High Jump

1. Joshua Heap QLD 2.08m; 2. Josh Hall QLD 2.02m; 3. Todd Garsden QLD 1.99m; 4. Thomas Brennan WA 1.99m; 5. Andrew Parsons NSW 1.93m; 6. Jesse Spry VIC 1.93m; 6. Andrew Doyle NSW 1.93m; 8. Glenn Ormesher WA 1.89m; 9. Daniel Epstein VIC 1.85m; 10. James Napper SA 1.80m; 11. Nick Buckland ACT 1.80m.

Pole Vault

1. Blake Lucas NSW 4.35m; 2. Mitch Fox SA 4.20m; 3. Harry Parkinson SA 4.20m; 4. Mitchell Wake QLD 4.20m; 5. Blake Thompson QLD 4.05m; 6. Todd Dawson VIC 4.05m; 7. Luke Hallett QLD 3.75m; 8. Daniel Bailey VIC 3.75m; 9. Matthew Bews VIC 3.75m; 10. Chad Mansur NSW 3.20m; Simone Cairoli VIC NH.

Long Jump

1. Tony Blumson SA 7.12m (+0.4); 2. Henry Frayne SA 7.01m (+1.1); 3. Daniel Bailey VIC 6.97m (+0.5); 4. Anthony Lipari WA 6.51m (+2.8); 5. Michael Zylstra NSW 6.48m (-1.4); 6. Steven Carayannopoulos VIC 6.38m (-1.1).

Triple Jump

1. Joshua Lumley QLD 14.93m (+2.4); 2. Henry Frayne SA 14.64m (+1.9); 3. Steven Carayannopoulos VIC 14.10m (+3.1); 4. Michael Zylstra NSW 13.08m (+0.2); 5. Ashley Hickson QLD 12.78m (+1.5); 6. Glenn Ormesher WA 12.65m (+2.3); 7. Nick Buckland ACT 12.52m (-0.3).

Shot Put

1. Hamish Peacock TAS 18.11m; 2. Brent Dixon QLD 17.74m; 3. Jamal Idris NSW 17.06m; 4. Liam Suter QLD 17.01m; 5. Jack Steen VIC 15.80m; 6. Matt Stoppel QLD 15.54m; 7. Taylor Hunt VIC 15.25m; 8. Henry Satupai VIC 15.22m; 9. Adam Bews QLD 14.82m; 10. Huw Peacock TAS 13.67m; 11. Hans Rotbauer QLD 12.82m.

Discus Throw

1. Taylor Hunt VIC 55.34m; 2. Hamish Peacock TAS 55.00m; 3. Adam Bews QLD 53.30m; 4. Brent Dixon QLD 51.98m; 5. Matt Stoppel QLD 51.36m; 6. Henry Satupai VIC 49.66m; 7. Andrew French QLD 41.50m.

Hammer Throw

1. Matt Stoppel QLD 59.36m; 2. Thomas McGuire QLD 54.92m; 3. Benedict Farrell VIC 54.91m; 4. Luke Bissett VIC 50.86m; 5. Hamish Peacock TAS 47.51m; 6. Huw Peacock TAS 43.77m.

Javelin Throw

1. Jamal Idris NSW 68.38m; 2. Hamish Peacock TAS 68.29m; 3. Luke Bissett VIC 65.33m; 4. Peter Cahill QLD 61.72m; 5. Brock Mackay NSW 61.48m; 6. Thomas Wan Lum NSW 57.18m; 7. Luke Smith VIC 56.30m; 8. Sam Gollard QLD 56.06m; 9. Michael Zylstra NSW 48.15m.

AUST ALL SCHOOLS & YOUTH ATHLETICS CHAMPS – MEN (CONTINUED)

MEN UNDER 16

100 Metres

Heat 1: (w:+1.0) 1. Daniel Olivera NSW 11.08Q; 2. Aaron Oliver WA 11.10Q; 3. Chris Dale QLD 11.21Q; 4. John Pearce NSW 11.26q; 5. Joel Stoop VIC 11.33q; 6. Aaron Wall QLD 11.43; 7. Chris Mansell QLD 11.45; 8. Alex Saliu SA 11.64; 9. Celik Aliq VIC 11.79; **Heat 2:** (w:+0.1) 1. Jarrod Smith WA 11.18Q; 2. Patrick Fakiye NSW 11.28Q; 3. Rhys Trombetta QLD 11.36Q; 4. Brent Taylor NSW 11.44; 5. Len Pearce NSW 11.44; 6. Shidharth Narayan SA 11.59; 7. Brendan Crowe NSW 11.70; 8. Joshua Pickthall VIC 11.80. **Final:** (w:+2.8) 1. Patrick Fakiye NSW 10.93; 2. Daniel Olivera NSW 11.01; 3. Jarrod Smith WA 11.01; 4. Aaron Oliver WA 11.11; 5. Joel Stoop VIC 11.19; 6. John Pearce NSW 11.19; 7. Rhys Trombetta QLD 11.21.

100 Metres – Initial race declared void

(w:+0.7) 1. Jarrod Smith WA 11.12; 2. Patrick Fakiye NSW 11.15; 3. Aaron Oliver WA 11.20; 4. Joel Stoop VIC 11.26; 5. Daniel Olivera NSW 11.34; 6. John Pearce NSW 11.37; 7. Rhys Trombetta QLD 11.38.

The referee declared this U16 100m Final void (Rule 125.5) – under Rule 260.11 these performances are still valid for record purposes and are included in the results.

200 Metres

Heat 1: (w:-1.1) 1. Zac Walpole NSW 22.31Q; 2. Jarrod Smith WA 22.45Q; 3. Daniel Olivera NSW 22.64q; 4. Joshua Bourke QLD 23.01; 5. Joel Stoop VIC 23.09; 6. Aaron Wall QLD 23.13; 7. Alex Saliu SA 23.16; **Heat 2:** (w:+2.2) 1. Aaron Oliver WA 21.79Q; 2. Rhys Trombetta QLD 22.28Q; 3. Brent Taylor NSW 22.66q; 4. Chris Baillieu VIC 22.73; 5. Ethan Gould ACT 23.04; 6. James Hay TAS 23.09; 7. Casey Whitaker SA 23.50; **Heat 3:** (w:-1.0) 1. Ethan Millward NSW 22.42Q; 2. Chris Mansell QLD 22.96Q; 3. James Dooley NSW 23.35; 4. Brendan Crowe NSW 23.41; 5. Celik Aliq VIC 23.65. **Final:** (w:+1.7) 1. Aaron Oliver WA 21.65; 2. Zac Walpole NSW 21.77; 3. Ethan Millward NSW 22.08; 4. Jarrod Smith WA 22.22; 5. Rhys Trombetta QLD 22.23; 6. Daniel Olivera NSW 22.43; 7. Brent Taylor NSW 22.54; 8. Chris Mansell QLD 22.57.

400 Metres

Heat 1: 1. Zac Walpole NSW 49.39Q; 2. Ethan Millward NSW 50.17Q; 3. Chris Baillieu VIC 51.25Q; 4. James Hay TAS 52.59q; 5. Will Lucas VIC 52.71; **Heat 2:** 1. Grant Billingham NSW 49.39Q; 2. Kieren King WA 50.15Q; 3. Adam Kosco VIC 51.39Q; 4. Robert McIntyre NSW 51.40q; 5. Casey Whitaker SA 52.72; 6. Zac Gelder NSW 53.43. **Final:** 1. Kieren King WA 48.42; 2. Grant Billingham NSW 49.02; 3. Zac Walpole NSW 49.42; 4. Ethan Millward NSW 49.71; 5. Adam Kosco VIC 51.27; 6. Robert McIntyre NSW 51.62; 7. Chris Baillieu VIC 52.04; 8. James Hay TAS 52.92.

800 Metres

Heat 1: 1. Johnny Rayner VIC 1:58.86Q; 2. Bryce Watkins SA 1:59.20Q; 3. Oliver Dunbabin VIC 1:59.82Q; 4. Kale Temple NSW 1:59.93q; 5. Aaron Green VIC 2:00.97; 6. Zac Gelder NSW 2:04.36; 7. Andrew Brazier NSW 2:04.57; 8. Blake Johnson NSW 2:05.17; **Heat 2:** 1. Paul Donnadieu NSW 2:01.59Q; 2. Josh Hewitt SA 2:01.95Q; 3. Jordan Pearce QLD 2:01.98; 4. Nick Goodo VIC 2:02.17; 5. Kenneth Duggan WA 2:03.48; 6. Dominic Anastasio TAS 2:04.35; **Heat 3:** 1. Todd Wakefield NSW 2:01.28Q; 2. Jake Pedley VIC 2:01.66Q; 3. Rhys Jones SA 2:02.23; 4. Thomas Lucas QLD 2:03.04; 5. Matthew Mooney NSW 2:04.56; 6. Darcy Sutton VIC 2:04.77; 7. Joshua Ralph NSW 2:05.88; 8. Jake Reid QLD 2:07.24. **Final:** 1. Todd Wakefield NSW 1:56.08; 2. Johnny Rayner VIC 1:56.28; 3. Kale Temple NSW 1:59.66; 4. Bryce Watkins SA 1:59.92; 5. Jake Pedley VIC 2:03.91; 6. Oliver Dunbabin VIC 2:05.37; 7. Josh Hewitt SA 2:10.67; 8. Paul Donnadieu NSW 2:18.70.

1500 Metres

1. Todd Wakefield NSW 4:01.08; 2. Brett Robinson ACT 4:03.16; 3. Cameron Page NSW 4:03.88; 4. Jace Collingridge WA 4:08.50; 5. Sean Yoshiura QLD 4:12.82; 6. David Ricketts NSW 4:13.39; 7. Kevin Batt NSW 4:13.89; 8. Nick Goodo VIC 4:15.17; 9. Rhys Jones SA 4:15.49; 10. Tom Baldwin QLD 4:28.87.

3000 Metres

1. Cameron Page NSW 8:40.47; 2. David Ricketts NSW 8:57.80; 3. Kevin Batt NSW 9:08.02; 4. Sean Yoshiura QLD 9:20.20; 5. Ben Hutton NSW 9:31.62; 6. Josh Searle SA 9:36.63.

100 Metres Hurdles

Heat 1: (w:-0.7) 1. Jarrod Smith WA 12.91Q; 2. Sam Baines VIC 13.69Q; 3. Dominic Shipperley QLD 13.70Q; 4. John Pearce NSW 13.99q; 5. Joshua Bourke QLD 14.16; 6. Dominic Trad QLD 14.27; 7. Nicholas Schmid NSW 14.38; 8. Anthony Costello NSW 14.46; 9. Henry Nicholson SA 15.06; **Heat 2:** (w:+0.2) 1. Chris Dale QLD 13.15Q; 2. Nathan McRae NSW 13.31Q; 3. James Dooley NSW 13.51Q; 4. Simon Campbell NSW 13.69q; 5. Troy Cornwall QLD 14.05; 6. Grant Donaldson QLD 14.17; 7. Brendon Giel QLD 14.22; 8. Tim Neverman QLD 14.62. **Final:** (w:+0.8) 1. Jarrod Smith WA 12.81; 2. James Dooley NSW 13.20; 3. Nathan McRae NSW 13.33; 4. Simon Campbell NSW 13.44; 5. Sam Baines VIC 13.44; 6. Dominic Shipperley QLD 13.45; 7. John Pearce NSW 13.62.

200 Metres Hurdles

Heat 1: (w:+0.8) 1. Dominic Shipperley QLD 24.89Q; 2. Robert McIntyre NSW 25.82Q; 3. Simon Campbell NSW 25.96Q; 4. Shidharth Narayan SA 26.32q; 5. Troy Cornwall QLD 26.69; 6. Anthony Costello NSW 26.83; 7. Nathan Down VIC 26.93; 8. Grant Donaldson QLD 27.74; **Heat 2:** (w:+3.0) 1. Nathan McRae NSW 25.12Q; 2. Sasha Alexeenko QLD 25.58Q; 3. Jarrod Smith WA 25.74Q; 4. Ethan Gould ACT 25.94q; 5. Dominic Trad QLD 26.63; 6. Henry Nicholson SA 28.50; 7. Clayton Darr QLD 28.67. **Final:** (w:+0.4) 1. Dominic Shipperley QLD 24.82; 2. Jarrod Smith WA 25.22; 3. Shidharth Narayan SA 25.52; 4. Nathan McRae NSW 25.60; 5. Sasha Alexeenko QLD 25.60; 6. Ethan Gould ACT 26.58; 7. Simon Campbell NSW 26.73; 8. Robert McIntyre NSW 32.47.

2000 Metres Steeplechase

1. Brett Robinson ACT 6:04.27; 2. Jace Collingridge WA 6:16.51; 3. Joshua Ralph NSW 6:22.67; 4. Josh Searle SA 6:27.32; 5. Luke Geelan TAS 6:29.05; 6. Anthony McKay VIC 6:33.58; 7. Oscar Phillips TAS 6:34.89; 8. Mark Blicavs VIC 6:39.26; 9. Jake Reid QLD 6:58.50; 10. Alex Noon QLD 7:11.10; Johnny Rayner VIC DQ; Aaron Green VIC DQ; Drew Viles QLD DQ.

3000 Metres Walk

1. Rhysian Cowley VIC 13:58.59; 2. Kyle Malone NSW 14:07.01; 3. Chase Richardson TAS 14:16.57; 4. Mitchell Flood NSW 15:07.23; 5. Shaun Ninnyo NSW 15:13.02; 6. Bobby Malcolmson TAS 15:22.95; 7. Nathan Jones NSW 16:04.74; Nicholas Mirarchi VIC DQ.

4 x 100 Metres Relay Schools

1. HUNTER HILLS BOYS HIGH (Jason Chen, Len Pearce, John Pearce, Clinton McEwan) 4:47.2; 2. WESTFIELD SPORTS HIGH W (Leander Star, Kurt Jenner, Nathan McRae, Jayden Tevita) 4:08; 3. MACLEAN HIGH SCHOOL (Tim Cooper, Matt McDonald, Lenny Martin, Jarrod Potter) 47.09; 4. ST PATRICK'S COLLEGE (Joshua Hoh, Daniel Elias, Daniel Egan, Daniel Cavagnino) 47.29; 5. WESTFIELD SPORTS HIGH 'B' (Jason Nabytowicz, Jason Iosefo, Andrew Neville, Bonarath Vandy) 47.64.

4 x 100 Metres Relay

1. NSW (John Pearce, Zac Walpole, Brendan Crowe, Patrick Fakiye) 42.65; 2. WA (Kieren King, Jarrod Smith, Nick Shaw, Aaron Oliver) 42.88; 3. QLD (Chris Mansell, Aaron Wall, Rhys Trombetta, Chris Dale) 43.76; 4. SA (Jonathan Wilkin, Dion Timpano, Casey Whitaker, Alex Saliu) 45.04; 5. ACT (Luke Ashmore-Delaney, Mark Haylock, Josip Jadric, Ethan Gould) 45.95; 6. TAS (Luke Geelan, Tyler Heron, Levi Hunt, James Hay) 49.45; VIC (Victor Mills, Joshua Pickthall, Will Lucas, Joel Stoop) DQ.

4 x 200 Metres Relay

1. WA (Jarrod Smith, Nick Shaw, Aaron Oliver, Kieren King) 1:29.89; 2. NSW (Daniel Olivera, Brent Taylor, Zac Walpole, Ethan Millward) 1:30.82; 3. QLD (Chris Mansell, Aaron Wall, Joshua Bourke, Rhys Trombetta) 1:32.14; 4. VIC (Anthony Mackus, Mitch Dickason, Will Lucas, Joel Stoop) 1:32.73; 5. SA (Alex Saliu, Thomas McCue, Shidharth Narayan, Steven Pallotta) 1:32.75; 6. TAS (Levi Hunt, Tyler Heron, Clive Reekie, James Hay) 1:41.19.

High Jump

1. Lincoln Cory QLD 1.94m; 2. Aaron Killian SA 1.91m; 3. Michael McDougall NSW 1.88m; 3. Lachlan Starkey NSW 1.88m; 5. Ashley Williams QLD 1.84m; 6. Cameron Hughes VIC 1.84m; 7. Joshua Purcell VIC 1.80m; 7. Aidan Cranney NSW 1.80m; 9. Joshua Surjan WA 1.80m; 10. Zachariah Nelson VIC 1.75m.

AUST ALL SCHOOLS & YOUTH ATHLETICS CHAMPS – MEN (CONTINUED)

Pole Vault

1. Jackson Bews VIC 4.10m; 2. Theophilos Toumazos SA 4.10m; 3. Zachariah Nelson VIC 3.80m; 4. John Crandell NSW 2.60m.

Long Jump

1. Ethan Gould ACT 6.56m (+0.6); 2. Jesse Hawksworth QLD 6.54m (+0.2); 3. Len Pearce NSW 6.42m (+0.9); 4. Aaron Pateman NSW 6.41m (+1.9); 5. Joshua Pickhall VIC 6.35m (+1.1); 6. Shidharth Narayan SA 6.31m (-0.6); 7. Adam Williams QLD 6.17m (+0.3); 8. Justin O'Neill QLD 5.99m (+0.9); 9. Dallan Stanton NSW 5.45m (+0.9).

Triple Jump

1. Dallan Stanton NSW 14.18m (+1.9); 2. Len Pearce NSW 14.12m (+3.8); 3. Clinton McEwan NSW 13.25m (+2.3); 4. Jamie Stratton VIC 13.17m (+0.8); 5. Jack Condon QLD 13.03m (+1.9); 6. Sasha Alexeenko QLD 12.97m (+1.8); 7. Dominic Shipperley QLD 12.71m (+1.0); 8. Jesse Hawksworth QLD 12.63m (+1.8); 9. Shidharth Narayan SA 12.53m (-0.9); 10. Dion Timpano SA 12.11m (+2.7).

Shot Put

1. Lincoln Cory QLD 18.11m; 2. Matthew Cowie WA 17.54m; 3. Robert Bouchard QLD 16.98m; 4. Kurt D'Lasselle VIC 16.83m; 5. Brock Bower NSW 16.77m; 6. Julian Wruck QLD 16.67m; 7. Henry Cranney NSW 16.18m; 8. Chris Chitty QLD 15.95m; 9. Andrew Giltrap NSW 15.29m; 10. Max Cordony NSW 15.26m; 11. Joel Byatt ACT 15.22m; 12. Nigel Skurrie VIC 14.23m; 13. Brendan Spanner QLD 14.04m.

Discus Throw

1. Lincoln Cory QLD 62.79m; 2. Travis Ambrum QLD 59.31m; 3. Henry Cranney NSW 58.10m; 4. Brock Bower NSW 53.29m; 5. Kurt D'Lasselle VIC 51.86m; 6. Andrew Cepak NSW 51.85m; 7. Matthew Cowie WA 51.23m; 8. Joel Byatt ACT 51.12m.

Hammer Throw

1. Nigel Skurrie VIC 53.22m; 2. Samuel Warrenner QLD 51.34m; 3. Brock Bower NSW 49.22m; 4. Travis Ambrum QLD 48.85m; 5. Kurt D'Lasselle VIC 47.53m; 6. Mitchell Hughes QLD 47.17m; 7. Daniel Boatwright TAS 40.30m.

Javelin Throw

1. Daniel Boatwright TAS 59.15m; 2. Ryan Suckling WA 56.76m; 3. Brock Bower NSW 53.51m; 4. Timothy Yates NSW 52.12m; 5. Jeremy Bingham NSW 50.62m; 6. Joshua Purcell VIC 44.91m.

MEN UNDER 15

100 Metres

Heat 1: (w: +0.2) 1. Ben Wallace QLD 11.52Q; 2. Mitch Dickason VIC 11.62Q; 3. Thomas McCue SA 11.67Q; 4. Ryan Kahler QLD 11.70a; 5. Eric Watanabe NSW 11.79; 6. Luke Ashmore-Delaney ACT 11.96; **Heat 2:** (w: +1.2) 1. Chris Knight NSW 11.54Q; 2. Ben Hampton QLD 11.55Q; 3. Luanga Andrea QLD 11.56Q; 4. Taylor Mills VIC 11.57a; 5. Aron Balak NSW 11.74; 6. Mark Haylock ACT 11.92; 7. Jonathan Wilkin SA 12.01. **Final:** (w: +1.6) 1. Ben Wallace QLD 11.33; 2. Ben Hampton QLD 11.40; 3. Chris Knight NSW 11.43; 4. Taylor Mills VIC 11.43; 5. Thomas McCue SA 11.56; 6. Mitch Dickason VIC 11.58; 7. Luanga Andrea QLD 11.61; 8. Ryan Kahler QLD 11.72.

200 Metres

Heat 1: (w: +0.3) 1. Ryan Kahler QLD 23.16Q; 2. Taylor Mills VIC 23.23Q; 3. Thomas McCue SA 23.31Q; 4. Aron Balak NSW 23.64a; 5. Luke Ashmore-Delaney ACT 23.88; Mitch Dickason VIC DQ; **Heat 2:** (w: -1.5) 1. Luanga Andrea QLD 23.15Q; 2. Dean Fahey NSW 23.27Q; 3. Ben Wallace QLD 23.41Q; 4. Rory Nolan VIC 23.68a; 5. Sam Gleadhill QLD 24.04; 6. Josip Jadic ACT 24.15. **Final:** (w: +3.2) 1. Ben Wallace QLD 22.69; 2. Dean Fahey NSW 22.78; 3. Rory Nolan VIC 22.86; 4. Taylor Mills VIC 23.02; 4. Thomas McCue SA 23.02; 6. Luanga Andrea QLD 23.10; 7. Ryan Kahler QLD 23.32; 8. Ryan Balak NSW 23.47.

400 Metres

Heat 1: 1. Taylor Mills VIC 52.07Q; 2. Hamish Wagner QLD 52.38Q; 3. Dean Searles QLD 52.50Q; 4. Tom Harris SA 54.57; Alexander Beck QLD DQ; **Heat 2:** 1. Nick Shaw WA 51.73Q; 2. Steven Pallotta SA 52.22Q; 3. Rory Nolan VIC 52.38Q; 4. Josip Jadic ACT 52.59a; 5. Matthew Bailey QLD 52.76a. **Final:** 1. Nick Shaw WA 51.66; 2. Rory Nolan VIC 51.82; 3. Josip Jadic ACT 51.96; 4. Dean Searles QLD 52.45; 5. Hamish Wagner QLD 52.75; 6. Steven Pallotta SA 52.77; 7. Taylor Mills VIC 52.95; 8. Matthew Bailey QLD 53.17.

800 Metres

Heat 1: 1. Sam Martyn NSW 2:01.92Q; 2. Dean Asonitis NSW 2:02.18Q; 3. Jordan Cross QLD 2:03.70; 4. Dean Searles QLD 2:04.21; 5. Matthew Williams VIC 2:04.26; 6. Benjamin Mannes NSW 2:08.14; 7. Matt Axford SA 2:09.02; **Heat 2:** 1. Hamish Wagner QLD 2:01.35Q; 2. James Connor NSW 2:01.57Q; 3. Michael Todd NSW 2:01.71a; 4. Sebastian Smith QLD 2:06.52; 5. Damon Bell NSW 2:07.04; 6. Rory Williams QLD 2:08.36; 7. Carl Wright NT 2:19.16; **Heat 3:** 1. Alex Rowe VIC 2:01.84Q; 2. Kane Mentz QLD 2:02.07Q; 3. Anselm McManus ACT 2:02.79a; 4. Henry Jones NSW 2:04.25; 5. Phillip McConnon TAS 2:04.90. **Final:** 1. Alex Rowe VIC 1:58.25; 2. James Connor NSW 1:59.37; 3. Hamish Wagner QLD 1:59.66; 4. Sam Martyn NSW 1:59.97; 5. Michael Todd NSW 2:02.56; 6. Anselm McManus ACT 2:05.31; 7. Kane Mentz QLD 2:05.50; 8. Dean Asonitis NSW 2:06.29.

1500 Metres

1. James Connor NSW 4:15.38; 2. Sam Martyn NSW 4:15.47; 3. Dean Asonitis NSW 4:16.80; 4. Michael Todd NSW 4:17.98; 5. Joshua Johnson NSW 4:24.59; 6. Phillip McConnon TAS 4:24.83; 7. Jordan Cross QLD 4:31.05; 8. Matt Axford SA 4:34.66; 9. Ethan Heywood WA 4:38.20; 10. Jordan Nelson VIC 4:38.54; 11. Andy Axford SA 4:43.03.

3000 Metres

1. Joshua Johnson NSW 9:16.51; 2. Kane Grimster VIC 9:20.62; 3. Ryan Geard VIC 9:22.67; 4. Lachlan Rayner VIC 9:37.97; 5. Dylan Dudley NSW 9:43.52; 6. Jeremy Lim QLD 9:47.83; 7. Ethan Heywood WA 9:49.41; 8. Jordan Nelson VIC 9:59.54; 9. Matt Axford SA 10:07.45; 10. Liam Moore QLD 10:13.87; 11. Andy Axford SA 10:14.20.

100 Metres Hurdles

Heat 1: (w: -2.1) 1. Daniel McLean QLD 14.02Q; 2. Jonathan Wilkin SA 14.39Q; 3. Ryan Leckie WA 14.49; 4. Dylan Sorenson VIC 14.55; 5. Gerard Andersen QLD 14.73; 6. Ben McNiece QLD 14.88; 7. David Gullis NSW 15.74; **Heat 2:** (w: 0.0) 1. Taylor Vogler QLD 13.94Q; 2. Cameron Hyde NSW 14.04Q; 3. Anthony Mackus VIC 14.35a; 4. Chris Wittkopp QLD 14.65; 5. Jeremy Whish QLD 14.84; 6. Con Foley QLD 15.03; 7. Jarrod Cole QLD 15.18; **Heat 3:** (w: +0.8) 1. Mitchell Tysoe NSW 13.89Q; 2. Sam Robinson QLD 14.34Q; 3. Raymond Smith NSW 14.40a; 4. Rory Williams QLD 14.59; 5. Sam Hegarty QLD 14.73;

6. Jack Richardson NSW 14.86; 7. Tyler Heron TAS 15.02; 8. James Vine VIC 15.20. **Final:** (w: +2.1) 1. Mitchell Tysoe NSW 13.50; 2. Daniel McLean QLD 13.51; 3. Jonathan Wilkin SA 14.01; 4. Raymond Smith NSW 14.12; 5. Sam Robinson QLD 14.25; 6. Anthony Mackus VIC 14.38; 7. Cameron Hyde NSW 14.82; 8. Taylor Vogler QLD 18.98.

200 Metres Hurdles

Heat 1: (w: +0.6) 1. Taylor Vogler QLD 26.97Q; 2. Raymond Smith NSW 27.32Q; 3. Chris Wittkopp QLD 28.10; 4. Jarrod Cole QLD 29.07; 5. Jeremy Andrews WA 29.71; 6. James Vine VIC 33.14; **Heat 2:** (w: +0.6) 1. Kelti Vaingalo NSW 26.78Q; 2. Ryan Leckie WA 26.89Q; 3. Jonathan Wilkin SA 27.40a; 4. Tom Cornelius VIC 27.60; 5. Andrew Neville NSW 27.91; 6. Rory Williams QLD 28.24; **Heat 3:** (w: +1.3) 1. Kane Thompson NSW 27.34Q; 2. Daniel McLean QLD 27.37Q; 3. Tyler Heron TAS 27.52a; 4. Gerard Andersen QLD 27.52a; 5. Anthony Mackus VIC 27.59; 6. Jack Richardson NSW 28.50. **Final:** (w: -1.6) 1. Daniel McLean QLD 26.90; 2. Taylor Vogler QLD 26.92; 3. Kelti Vaingalo NSW 27.24; 4. Gerard Andersen QLD 27.25; 5. Jonathan Wilkin SA 27.77; 6. Tyler Heron TAS 27.92; 7. Raymond Smith NSW 28.05; 8. Ryan Leckie WA 29.55.

2000 Metres Steeplechase

1. Dylan Dudley NSW 6:31.85; 2. Jeremy Lim QLD 6:33.03; 3. Ethan Heywood WA 6:36.85; 4. Timothy Laif VIC 6:39.28; 5. Liam Moore QLD 6:40.52; 6. Kenne Reid-Clarke TAS 6:43.19; 7. Jordan Nelson VIC 6:45.71; 8. Dean Watford NSW 6:47.25; 9. Brett Fisk SA 6:50.34; 10. Sebastian Smith QLD 6:50.77; 11. Andy Axford SA 6:56.54.

3000 Metres Walk

1. Sean Fitzsimons WA 13:57.52; 2. Jordan Mullenham NSW 14:12.89; 3. John Tilden NSW 14:40.12; 4. Timucin Girgin VIC 14:48.33; 5. Blake Steele SA 15:02.66; 6. Nick Dewar QLD 15:47.90; 7. Brandon Dewar QLD 16:21.13; 8. Brad Simpson VIC 16:37.24; 9. Daniel Crouch SA 16:47.17; 10. John Hallam QLD 16:51.78; 11. Kai Maruta NSW 17:02.63; Cheyne Egelston NSW DQ; Samuel Dib WA DQ.

High Jump

1. Kelti Vaingalo NSW 1.86m; 2. Liam O'Donnell QLD 1.86m; 3. Benjamin Martin NSW 1.83m; 4. James Arnold NSW 1.79m; 5. Timothy Hare VIC 1.79m; 6. Nik Bojic QLD 1.75m; 7. Dylan Taylor WA 1.65m; 8. Jeremy Andrews WA 1.65m.

AUST ALL SCHOOLS & YOUTH ATHLETICS CHAMPS – MEN (CONTINUED)

Pole Vault

1. Nicholas Kelly SA 3.45m; 2. Zane Priest SA 3.40m; 3. Dale Montgomerie SA 3.35m; 4. Brendan Browne SA 3.00m; 5. Dominic Poole VIC 2.85m; 6. Travis Rickard VIC 2.40m.

Long Jump

1. Martin Stonis NSW 6.19m(-0.8); 2. Luke Pickett NSW 6.18m(-0.2); 3. Luke Smith VIC 6.15m(-0.7); 4. Piers Flanagan VIC 5.81m(0.0); 5. Mikal Guivarra QLD 5.67m(0.0); 6. Jeremy Andrews WA 5.66m(-0.7); 7. Mark Haylock ACT 5.62m(-1.0).

Triple Jump

1. Luke Smith VIC 13.02m (0.0); 2. William Rodgers NSW 12.89m (-1.7); 3. Martin Stonis NSW 12.70m (+0.7); 4. Piers Flanagan VIC 12.60m (0.0); 5. Michael Hickey QLD 12.38m (0.0); 6. Jarrod Cole QLD 12.30m (-0.7); 7. Jeremy Andrews WA 12.01m (0.0).

Shot Put

1. Ben Talakai NSW 17.02m; 2. Sam Hegarty QLD 16.83m; 3. Kelti Vaingalo NSW 16.78m; 4. Huw Peacock TAS 16.58m; 5. William Scialotto NSW 15.80m; 6. Ben Wallace QLD 15.49m; 7. Liam Speers NSW 15.21m; 8. Liam Henry QLD 14.69m; 9. Jared Dailey NSW 14.35m; 10. Daniel Williamson WA 13.97m; 11. Joshua Allan QLD 13.55m.

Discus Throw

1. Ben Talakai NSW 59.16m; 2. Petar Krstic VIC 57.76m; 3. Liam Speers NSW 54.48m; 4. William Scialotto NSW 53.75m; 5. Huw Peacock TAS 53.57m; 6. Cameron Lane QLD 51.76m; 7. Bradley Shame NSW 50.84m; 8. Ben Wallace QLD 50.63m; 9. Daniel Williamson WA 49.93m; 10. Jared Dailey NSW 49.01m; 11. Jake Taylor ACT 44.04m.

Hammer Throw

1. Huw Peacock TAS 52.53m; 2. Josh Sugden QLD 50.05m; 3. Santino Carlos QLD 46.46m; 4. Mark Murphy NSW 45.70m; 5. Petar Krstic VIC 45.14m; 6. Jared Dailey NSW 44.00m; 7. Sam Wright SA 31.79m; 8. Sam Morse TAS 31.02m.

Javelin Throw

1. Daniel Williamson WA 60.81m; 2. Luanga Andrea QLD 58.01m; 3. Sam Hegarty QLD 53.88m; 4. Cory Walk QLD 53.58m; 5. Petar Krstic VIC 52.25m; 6. Luke Smith VIC 52.17m; 7. Liam Speers NSW 50.05m; 8. Mitchell Ansems NSW 49.23m; 9. Cameron Lane QLD 47.86m; 10. Timothy Mitchell NSW 44.87m; 11. Brett Wenzel QLD 40.62m.

MEN UNDER 14

100 Metres

Heat 1: (w:+0.5) 1. William McNamara NSW 11.76Q; 2. Lachlan McPhail WA 11.89Q; 3. Rory Bramble NSW 11.99q; 4. James Woodgate QLD 12.05; 5. Samuel Bartlett QLD 12.07; 6. Phillip Warren QLD 12.28; 7. Dylan Calleja VIC 12.43; 8. Zac Santo QLD 12.61; **Heat 2:** (w:+0.6) 1. Lucas Hughes QLD 11.86Q; 2. Matthew Lee NSW 11.93Q; 3. Jomayne Hill QLD 12.06; 4. Christopher Wilson QLD 12.09; 5. Garrett Nowlan QLD 12.12; 6. Alex Richens ACT 12.26; 7. Sebastian Purcell VIC 12.50; **Heat 3:** (w:+1.5) 1. Derek Mai SA 11.53Q; 2. Kurt Jenner NSW 11.85Q; 3. Cody Wilks WA 11.95q; 4. Luke Lambert QLD 12.12; 5. Samuel Wright QLD 12.26; 6. Douglas Lancaster ACT 12.31; 7. Robert Bartlett ACT 12.45; 8. Ryan Flynn QLD 12.47. **Final:** (w:+3.0) 1. Derek Mai SA 11.38; 2. Lucas Hughes QLD 11.53; 3. William McNamara NSW 11.61; 4. Rory Bramble NSW 11.73; 5. Lachlan McPhail WA 11.74; 6. Matthew Lee NSW 11.75; 7. Cody Wilks WA 11.75; 8. Kurt Jenner NSW 12.07.

200 Metres

Heat 1: (w:+1.4) 1. Kurt Jenner NSW 23.41Q; 2. Garrett Nowlan QLD 23.88Q; 3. Christopher Venten VIC 24.09q; 4. Samuel Bartlett QLD 24.11q; 5. Rory Bramble NSW 24.13; 6. James Kloassen QLD 24.75; 7. Stuart Berrymann WA 24.85; 8. Max Nimmo NSW 25.09; **Heat 2:** (w:+0.5) 1. Derek Mai SA 23.52Q; 2. Cody Wilks WA 24.07Q; 3. Lachlan McPhail WA 24.29; 4. Ryan Flynn QLD 24.66; 5. James Woodgate QLD 24.77; 6. Jordan Loff QLD 24.97; 7. Robert Bartlett ACT 25.06; 8. Levi Hunt TAS 25.65; James Smith NSW DQ; **Heat 3:** (w:+0.2) 1. William McNamara NSW 23.50Q; 2. Matthew Lee NSW 24.31Q; 3. Alex Richens ACT 24.37; 4. Phillip Warren QLD 24.66; 5. Samuel Wright QLD 24.71; 6. Tom Evans NSW 24.72; 7. Luke Lambert QLD 24.78; 8. James Cousins QLD 25.25; 9. Matthew Sinclair SA 25.29. **Final:** (w:+1.2) 1. Kurt Jenner NSW 23.26; 2. Derek Mai SA 23.27; 3. William McNamara NSW 23.32; 4. Matthew Lee NSW 23.66; 5. Cody Wilks WA 23.93; 6. Samuel Bartlett QLD 24.22; 7. Garrett Nowlan QLD 24.26; 8. Christopher Venten VIC 24.35.

400 Metres

Heat 1: 1. Jonathan Sinclair SA 53.54Q; 2. Lachlan Dowling ACT 55.66Q; 3. Max Nimmo NSW 55.67; 4. James Cousins QLD 55.75; 5. Tom Tooley VIC 56.19; 6. Hayden Yates WA 57.01; 7. Levi Hunt TAS 59.95. **Heat 2:** 1. Matthew Sinclair SA 53.51Q; 2. Ryan Flynn QLD 55.50Q; 3. James Smith NSW 55.60q; 4. Beau Lane QLD 56.44; 5. Jack Armour VIC 64.12; Raheen Williams WA DQ; **Heat 3:** 1. Matthew Lee NSW 54.00Q; 2. Christopher Venten VIC 54.42Q; 3. Jordan Loff QLD 54.46q; 4. Jordan Carlino WA 55.76; 5. Jack Chapple QLD 57.16; 6. Alberto Campbell QLD 57.56; 7. Stuart Berrymann WA 57.63; 8. Jack Katen NSW 59.43. **Final:** 1. Jordan Loff QLD 52.19; 2. Matthew Lee NSW 52.67; 3. Jonathan Sinclair SA 53.29; 4. Matthew Sinclair SA 53.91; 5. Christopher Venten VIC 53.96; 6. Ryan Flynn QLD 54.19; 7. Lachlan Dowling ACT 54.52; 8. James Smith NSW 55.22.

800 Metres

Heat 1: 1. Clive Reekie TAS 2:08.96Q; 2. Luke Eastwell QLD 2:09.02Q; 3. Harrison Malone VIC 2:09.60Q; 4. Jake Irvine QLD 2:10.17q; 5. Adam Harding NSW 2:11.86; 6. Jonathan Sinclair SA 2:12.34; 7. Rick Whitehead VIC 2:13.77; Alex Langbridge NSW DQ; **Heat 2:** 1. Eoghan Curtin WA 2:10.37Q; 2. Ricky Mullins VIC 2:10.84Q; 3. Hugh Willis QLD 2:12.00; 4. Craig Ensor NSW 2:12.09; 5. Richard Newell NSW 2:13.82; 6. Andrew Ruffs QLD 2:14.88; 7. Matthew Lucas QLD 2:17.89; **Heat 3:** 1. Liam Dwyer ACT 2:09.59Q; 2. Tom Symmons QLD 2:09.89Q; 3. Jordan Carlino WA 2:10.63; 4. Beau Lane QLD 2:12.50; 5. Matthew Sinclair SA 2:14.38; 6. Harry Parker QLD 2:14.39; 7. Matthew Beer VIC 2:14.96. **Final:** 1. Eoghan Curtin WA 2:05.24; 2. Liam Dwyer ACT 2:05.97; 3. Tom Symmons QLD 2:07.92; 4. Clive Reekie TAS 2:08.95; 5. Ricky Mullins VIC 2:10.89; 6. Jake Irvine QLD 2:11.07; 7. Luke Eastwell QLD 2:12.83; Harrison Malone VIC DQ.

1500 Metres

1. Tom Symmons QLD 4:16.08; 2. Liam Dwyer ACT 4:17.45; 3. Eoghan Curtin WA 4:24.62; 4. Jake Irvine QLD 4:24.76; 5. James Davidson WA 4:25.81; 6. Wade O'Malley NSW 4:26.59; 7. Luke Eastwell QLD 4:28.31; 8. Leigh Bruton VIC 4:28.42; 9. Harrison Malone VIC 4:28.61; 10. Matthew Beer VIC 4:29.72; 11. William Bruce QLD 4:32.31; 12. Andrew Ruffs QLD 4:39.72; 13. Zachary Reo NSW 4:41.87; 14. Ned Verwey VIC 4:45.39; 15. Grant Gwynne QLD 5:04.23.

90 Metres Hurdles

Heat 1: (w:-1.4) 1. Sebastian Purcell VIC 12.70Q; 2. Nicholas Hough NSW 12.71Q; 3. Jordan Dobson WA 13.00q; 4. Daniel Poutlney QLD 14.04; 5. Lindsay Newton-Smith QLD 14.05; 6. Brayden Iliffe QLD 14.15; **Heat 2:** (w:+0.9) 1. James Woodgate QLD 12.51Q; 2. Cody Wilks WA 12.53Q; 3. Shane Nicholls NSW 13.25; 4. Zac Santo QLD 13.46; 5. Luke Papa QLD 13.86; 6. Sean Mitchell VIC 14.28; 7. James Lucas VIC 14.55; **Heat 3:** (w:+0.8) 1. Lucas Hughes QLD 12.42Q; 2. Jarrod Kyle QLD 13.17Q; 3. James Herd QLD 13.20Q; 4. Christopher Wilson QLD 13.35; 5. Stuart Berrymann WA 13.41; 6. Nick Connolly QLD 13.93; 7. Stefan Prelevic VIC 14.35. **Final:** (w:0.0) 1. Lucas Hughes QLD 12.26; 2. James Woodgate QLD 12.55; 3. Nicholas Hough NSW 12.63; 4. Cody Wilks WA 12.64; 5. Jordan Dobson WA 12.86; 6. James Herd QLD 13.61; Jarrod Kyle QLD DQ; Sebastian Purcell VIC DQ.

1500 Metres Walk

1. Blake Steele SA 6:57.69; 2. Jake Rudge NSW 7:20.53; 3. Brad Simpson VIC 7:23.95; 4. Scott Gordon ACT 7:38.93; 5. Connor Miller QLD 7:42.57; 6. Qadry Williams QLD 7:43.94; 7. Daniel Crouch SA 7:45.67; 8. Joel Phillips WA 7:55.23; 9. Blake Jennings QLD 8:09.86; 10. Ben Gittus TAS 8:14.38; Samuel Dib WA DQ; Cheyenne Egeflon NSW DQ; Rhys Brett WA DQ.

4 x 100 Metres Relay

1. NSW (Matthew Lee, Kurt Jenner, William McNamara, Rory Bramble) 45.45; 2. QLD (Samuel Wright, Lucas Hughes, Samuel Bartlett, Zachary Raymond) 47.07; 3. WA (Stuart Berrymann, Lachlan McPhail, Luke Webster, Raheen Williams) 47.11; 4. VIC (Christopher Venten, Sebastian Purcell, Nicholas Charladis, Dylan Calleja) 47.81; 5. SA (Matthew Sinclair, Derek Mai, Jonathan Sinclair, Brendan Browne) 48.19; 6. ACT (Douglas Lancaster, Robert Bartlett, Lachlan Dowling, Alex Richens) 48.29.

High Jump

1. Raheen Williams WA 1.83m; 2. Ashley Briault QLD 1.81m; 3. Kurt Jenner NSW 1.76m; 4. Eric Denhartog NSW 1.69m; 5. Ben Mardling VIC 1.69m; 6. Nicholas Charladis VIC 1.65m; 7. Tom Evans NSW 1.65m; 8. Morgan Ward WA 1.65m; 9. Ben Gittus TAS 1.60m; 10. James Kloassen QLD 1.60m.

AUST ALL SCHOOLS & YOUTH ATHLETICS CHAMPS – MEN (CONTINUED)

Pole Vault

1. Brendon Browne SA 3.10m; 2. Dominic Poole VIC 3.10m; 3. Dimitri Toumazos SA 3.00m; 4. Jed Bews VIC 3.00m; 5. Brad Jenner NSW 2.80m; 6. Brodie Cross VIC 2.45m.

Long Jump

1. Kurt Jenner NSW 6.47m(+0.6); 2. Ashley Briault QLD 6.14m(+1.7); 3. Garrett Nowlan QLD 5.92m(+0.3); 4. Joshua Parsons NSW 5.88m(+4.7); 5. Jordan Dobson WA 5.76m(+4.5); 6. Sebastian Purcell VIC 5.69m(+0.3); 7. Luke Webster WA 5.47m(-0.6); 8. Leroy Minniecon QLD 5.33m(-0.5); 9. Luke Papa QLD 5.30m(+0.2); 10. Douglas Lancaster ACT 5.03m(+0.2); 11. Jason Hanna NSW 5.02m(+0.3).

Triple Jump

1. James Klaassen QLD 12.35m (+0.8); 2. Nicholas Hough NSW 12.33m (+1.7); 3. Shane Nicholls NSW 12.16m (+1.9); 4. Luke Webster WA 11.89m (+0.8); 5. Daniel Poulthney QLD 11.66m (-1.9); 6. Hymel Hunt QLD 11.56m (+0.4); 7. Nathan Ryan VIC 11.44m (+1.8); 8. David Broberger VIC 11.25m(-1.7); 9. Ray Ballinger QLD 11.10m (-1.8); 10. Robert Bartlett ACT 11.02m (+1.6).

Shot Put

1. Maeva-Nui Teina NSW 16.60m; 2. Dylan Calleja VIC 16.40m; 3. Jordan Dobson WA 16.35m; 4. Elliott Harper NSW 15.90m; 5. Curtis Vella NSW 15.59m; 6. BJ Burgess QLD 15.55m; 7. Lincoln Mooney QLD 14.85m; 8. Aidan Anderson NSW 14.54m; 9. Damien Birkenhead VIC 13.83m; 10. Nathan Newcastle QLD 12.97m.

Discus Throw

1. Jack Dahms QLD 47.59m; 2. Cody Wilks WA 47.55m; 3. Aidan Anderson NSW 46.91m; 4. Steven McCasker QLD 45.59m; 5. Maeva-Nui Teina NSW 45.56m; 6. Elliott Harper NSW 44.91m; 7. Curtis Vella NSW 44.52m; 8. Nathan Newcastle QLD 42.63m; 9. Shannon Mavrik QLD 41.07m; 10. Nick Reddaway QLD 40.65m; 11. Dylan Calleja VIC 38.58m; 12. David Rakoci QLD 38.25m; 13. George Lolo NSW 32.18m.

Javelin Throw

1. Curtis Vella NSW 54.92m; 2. Lindsay Newton-Smith QLD 46.67m; 3. Elliott Harper NSW 43.25m; 4. Nathan Newcastle QLD 42.82m; 5. Luke Webster WA 39.72m; 6. Brendon Browne SA 39.33m; 7. Aidan Anderson NSW 35.73m.

2006 RESULTS

SCHOOLS KNOCKOUT NATIONAL FINAL

SCHOOLS KNOCKOUT NATIONAL FINAL

CUP COMPETITION

Sydney Olympic Park Athletic Centre

Sydney, New South Wales

December 6, 2006

Senior Girls Cup

| | | |
|--------------------------|-----|-----------|
| 1. Penrhos College | WA | 103.5 pts |
| 2. Pymble Ladies College | NSW | 97 pts |
| 3. Trinity College | SA | 85.5 pts |
| 4. Frankston High School | VIC | 85 pts |
| 5. St Margaret's | QLD | 79 pts |

Junior Girls Cup

| | | |
|---------------------------|-----|---------|
| 1. Hills Sports High | NSW | 100 pts |
| 2. St Margaret's | QLD | 96 pts |
| 3. Penrhos College | WA | 88 pts |
| 4. Walford Girls Anglican | SA | 86 pts |
| 5. St Patrick's College | TAS | 67 pts |

Senior Boys Cup

| | | |
|---------------------------|-----|---------|
| 1. Westfields Sports High | NSW | 103 pts |
| 2. Nudgee College | QLD | 94 pts |
| 3. The Peninsula School | VIC | 92 pts |
| 4. The Hutchins School | TAS | 87 pts |
| 5. Pembroke School | SA | 74 pts |

Junior Boys Cup

| | | |
|-----------------------|-----|---------|
| 1. Ipswich Grammar | QLD | 111 pts |
| 2. Hills Sports High | NSW | 96 pts |
| 3. St Kevin's College | VIC | 89 pts |
| 4. Pembroke School | SA | 89 pts |

SENIOR GIRLS CUP

100 Metres Gold

(w:+1.3) 1. Brooke Campbell Frankston High School 12.91; 2. Emma Doig Penrhos College 13.14; 3. Phoebe Kershaw Pymble Ladies College 13.27; 4. Kimberley Teusner Trinity College 13.46; 5. Sophie Walkom St Margaret's 13.64.

100 Metres Gold

(w:+1.8) 1. Meredith Woods Frankston High School 12.71; 2. Kate Denning Penrhos College 12.98; 3. Caitlin Joensch Trinity College 13.03; 4. Kate Van Homrigh St Margaret's 13.21; 5. Rachael Whiting Pymble Ladies College 13.49.

800 Metres Green

1. Sophie Walkom St Margaret's 2:25.51; 2. Jean Sandig Pymble Ladies College 2:29.73; 3. Caris Allen Penrhos College 2:30.16; 4. Maxine Barry Frankston High School 2:33.09; 5. Caitlin Lowcock Trinity College 2:58.15.

800 Metres Gold

1. Kate Van Homrigh St Margaret's 2:18.02; 2. Kate Denning Penrhos College 2:18.43; 3. Sarah Davies Frankston High School 2:28.69; 4. Christine Kaye Trinity College 2:32.28; 5. Olivia Heath Pymble Ladies College 2:36.51.

3000 Metres Green

1. Courtney Davies Penrhos College 11:20.43; 2. Harriet Johnston Pymble Ladies College 11:27.61; 3. Kate Lewis St Margaret's 12:05.02; 4. Keira Wills Frankston High School 12:11.54; 5. Naomi Roberts Trinity College 14:12.68.

3000 Metres Gold

1. Lucy Kennedy St Margaret's 11:12.29; 2. Samantha Simmons Frankston High School 11:30.25; 3. Rochelle Harris Penrhos College 12:00.53; 4. Jean Sandig Pymble Ladies College 12:09.78; 5. Ashleigh Foster Trinity College 14:36.65.

200 Metres Hurdles Green

(w:+2.3) 1. Michelle Cerie Penrhos College 30.14; 2. Alexandra Julien Pymble Ladies College 31.35; 3. Amber Richards Trinity College 31.95; 4. Melanie Stewart Frankston High School 33.18; 5. Rhianonn McCubbin St Margaret's 36.00.

200 Metres Hurdles Gold

(w:~NW1) 1. Elzaan Pienaar Pymble Ladies College 29.51; 2. Kimberley Robinson Penrhos College 30.29; 3. Brooke Campbell Frankston High School 31.17; 4. Emily Parker St Margaret's 33.05; 5. Jenny Sherwood Trinity College 35.76.

4 x 400 Metres Relay

1. Penrhos College (Kate Denning Emma Doig Michelle Cerie Caitlin Simpson) 4:05.81; 2. Pymble Ladies College (Elzaan Pienaar Corinne Clark Olivia Heath Phoebe Kershaw) 4:10.88; 3. Frankston High School (Brooke Campbell Meredith Woods Maxine Barry Sarah Davies) 4:15.73; 4. Trinity College (Sheridan Seekamp Christine Kaye Kimberley Teusner Caitlin Lowcock) 4:22.54; 5. St Margaret's (Kate Van Homrigh Lucy Kennedy Kate Lewis Sophie Walkom) 4:35.82.

High Jump Green

1. Elzaan Pienaar Pymble Ladies College 1.56m; 2. Amber Richards Trinity College 1.45m; 2. Clarity Simpson Penrhos College 1.45m; 4. Nichelle Liepa Frankston High School 1.40m; 5. Emma Young St Margaret's 1.40m.

High Jump Gold

1. Sheridan Seekamp Trinity College 1.58m; 2. Corinna Clark Penrhos Ladies College 1.55m; 3. Michelle Cerie Penrhos College 1.50m; 4. Taryn Pieterse St Margaret's 1.50m; 5. Holly Hood Frankston High School 1.35m.

Long Jump Green

1. Phoebe Kershaw Pymble Ladies College 5.24m (+1.0); 2. Caitlin Joensch Trinity College 5.12m (-0.8); 3. Kimberley Robinson Penrhos College 4.80m (-1.1); 4. Rhianonn McCubbin St Margaret's 4.76m (-2.0); 5. Nichelle Liepa Frankston High School 3.94m (-1.3).

Long Jump Gold

1. Sheridan Seekamp Trinity College 5.41m (-0.5); 2. Alexandra Julien Pymble Ladies College 5.09m (-0.8); 3. Emma Doig Penrhos College 4.96m (+1.2); 4. Emma Young St Margaret's 4.86m (-1.5); 5. Holly Hood Frankston High School 4.41m (-0.5).

Discus Throw Green

1. Tessa Leschen Penrhos College 30.64m; 2. Melanie Stewart Frankston High School 28.14m; 3. Annabel Davies Pymble Ladies College 27.27m; 4. Jenny Sherwood Trinity College 23.75m; 5. Lucy Kennedy St Margaret's 20.86m.

Discus Throw Gold

1. Jess Wedd Trinity College 35.58m; 2. Emma Young Penrhos College 31.37m; 3. Rebecca Vaughan Pymble Ladies College 31.32m; 4. Danyale King Frankston High School 26.47m; 5. Lucy Easton St Margaret's 23.16m.

JUNIOR GIRLS CUP

100 Metres Green

(w:+1.3) 1. Natasha Wright Walford Girls Anglican 12.44; 2. Andrea Zaja Hills Sports High 13.10; 3. Melissa Rowe St Margaret's 13.38; 4. Kate Walsh St Patrick's College 13.53; 5. Amy Waters Penrhos College 14.19.

100 Metres Gold

(w:+0.5) 1. Stephanie Mensah St Margaret's 12.68; 2. Danielle Goodin Hills Sports High 13.13; 3. Hannah Baker St Patrick's College 13.42; 4. Hannah Rodoreda Penrhos College 14.00; 5. Imogen Abernethy Walford Girls Anglican 14.14.

200 Metres Green

(w:+1.8) 1. Rachael Young St Margaret's 26.64; 2. Keely Waters Penrhos College 26.94; 3. Nichole Panton St Patrick's College 27.07; 4. Jordan Walker-Roberts Walford Girls Anglican 27.24; 5. Lauren Nicola Hills Sports High 27.33.

200 Metres Gold

(w:+1.2) 1. Stephanie Mensah St Margaret's 25.54; 2. Natasha Wright Walford Girls Anglican 25.87; 3. Danielle Goodin Hills Sports High 26.78; 4. Hannah Baker St Patrick's College 27.20; 5. Amy Waters Penrhos College 28.39.

800 Metres Green

1. Isabella King Penrhos College 2:22.40; 2. Katherine Parish St Patrick's College 2:24.09; 3. Kate Feely St Margaret's 2:28.79; 4. Imogen Abernethy Walford Girls Anglican 2:29.08; 5. Emily Mantle Hills Sports High 2:43.61.

800 Metres Gold

1. Emma Jackson St Margaret's 2:23.78; 2. Anna Crosby Penrhos College 2:26.30; 3. Heather Richards St Patrick's College 2:34.47; 4. Alyssa Miller Hills Sports High 2:44.02; 5. Chelsea Hill Walford Girls Anglican 2:47.18.

200 Metres Hurdles Green

(w:+1.2) 1. Amanda Lynch Hills Sports High 31.09; 2. Melissa Rowe St Margaret's 36.14; 3. Jessie Mudie Penrhos College 38.51; 4. Melanie Galloway Walford Girls Anglican 39.11; Alex Bennett St Patrick's College DNF.

SCHOOLS KNOCKOUT NATIONAL FINAL (CONTINUED)

200 Metres Hurdles Gold

(w:+2.1) 1. Harriet Lawrence St Margaret's 30.87; 2. Rachel May Hills Sports High 30.92; 3. Kelsey Golding Penrhos College 32.70; 4. Laura Sharley Walford Girls Anglican 32.73; 5. Emma Kelly St Patrick's College 37.21.

4 x 200 Metres Relay

1. St Margaret's (Harriet Lawrence Stephanie Mensah Rachael Young Melissa Rowe) 1:47.32; 2. Hills Sports High (Lauren Nicola Danielle Goodin Andrea Zaja Mereseini Leivere) 1:47.92; 3. Walford Girls Anglican (Imogen Abernethy Jordan Walker-Roberts Penny Schul Natasha Wright) 1:50.64; 4. Penrhos College (Kelsey Golding Keely Waters Hannah Radoreda Amy Waters) 1:51.49; 5. St Patrick's College (Kate Walsh Katherine Parish Cody Morrison Nichole Pantan) 1:53.37.

Long Jump Green

1. Mereseini Leivere Hills Sports High 5.13m (-0.3); 2. Kelsey Golding Penrhos College 4.93m(+0.5); 3. Penny Schul Walford Girls Anglican 4.66m(+0.3); 4. Rachael Young St Margaret's 4.60m(-2.4); 5. Cody Morrison St Patrick's College 4.36m(-0.6).

Long Jump Gold

1. Amanda Lynch Hills Sports High 4.77m(-1.3); 2. Laura Sharley Walford Girls Anglican 4.71m(-1.6); 3. Claire O'Brien-Smith Penrhos College 4.54m(-0.9); Harriet Lawrence St Margaret's ND; Emma Kelly St Patrick's College ND.

Shot Put Green

1. Pauline Pilae Hills Sports High 8.96m; 2. Caliga Brock St Margaret's 8.84m; 3. Penny Schul Walford Girls Anglican 7.88m; 4. Tegan Bailey St Patrick's College 7.29m; 5. Kelsey Hooper Penrhos College 7.21m.

Shot Put Gold

1. Kiri Chapple Hills Sports High 9.22m; 2. Katherine Knox St Margaret's 8.94m; 3. Taylor Ainley Penrhos College 8.71m; 4. Monique Welsh St Patrick's College 8.64m; 5. Chelsea Hill Walford Girls Anglican 7.82m.

Javelin Throw Green

1. Pauline Pilae Hills Sports High 33.60m; 2. Jordan Walker-Roberts Walford Girls Anglican 30.43m; 3. Caliga Brock St Margaret's 29.69m; 4. Kelsey Hooper Penrhos College 29.51m; 5. Tegan Bailey St Patrick's College 28.39m.

Javelin Throw Gold

1. Claire O'Brien - Smith Penrhos College 29.98m; 2. Ashleigh Peplow-Ball Walford Girls Anglican 27.14m; 3. Cody Morrison St Patrick's College 26.49m; 4. Kiri Chapple Hills Sports High 26.22m; 5. Katherine Knox St Margaret's 24.73m.

SENIOR BOYS CUP

100 Metres Green

(w:+2.5) 1. Sam Crosswell The Hutchins School 10.85; 2. Srđan Veselinovic Westfields Sports High 11.06; 3. Michael Gordon Nudgee College 11.10; 4. Tim Scarpella The Peninsula School 11.37; 5. Josh Starke Pembroke School 11.46.

100 Metres Gold

(w:+1.9) 1. Matt Carter The Peninsula School 10.83; 2. Sean Kershaw Nudgee College 11.01; 3. Daniel Small Westfields Sports High 11.15; 4. Sam Sheppard The Hutchins School 11.48; 5. Carl Woods Pembroke School 12.42.

400 Metres Green

1. Fraser Bowden Pembroke School 50.07; 2. Ben Weaver The Peninsula School 51.29; 3. Byron Woodham Westfields Sports High 52.28; 4. Tim Stoklosa The Hutchins School 52.43; 5. Shaun Boncker Nudgee College 53.95.

400 Metres Gold

1. Sam Crosswell The Hutchins School 47.26; 2. Nick Toohey Nudgee College 49.92; 3. Matt Carter The Peninsula School 50.68; 4. Carl Woods Pembroke School 54.02; 5. John-Robert Bowskill Westfields Sports High 54.70.

1500 Metres Green

1. Ben Southam The Peninsula School 4:20.67; 2. Byron McManus Nudgee College 4:22.41; 3. Nathan Hulands Westfields Sports High 4:39.40; 4. Marc Cayzer The Hutchins School 4:45.46; 5. Sam Oliver Pembroke School 4:50.06.

1500 Metres Gold

1. Nick Toohey Nudgee College 4:14.11; 2. Daryl Purches Westfields Sports High 4:14.32; 3. Nathan Barry The Peninsula School 4:24.38; 4. Ian Cayzer The Hutchins School 4:40.86; 5. Dan Jarvis-Bardy Pembroke School 4:41.06.

200 Metres Hurdles Green

(w:NIW) 1. Daniel Small Westfields Sports High 24.24; 2. Michael Bolton The Peninsula School 25.94; 3. Bryon McManus Nudgee College 29.95; 4. Mark Fenton The Hutchins School 30.46; 5. Jonathan Gill Pembroke School 31.23.

200 Metres Hurdles Gold

(w:-0.1) 1. Byron Woodham Westfields Sports High 27.32; 2. Stephen Hadanich The Peninsula School 28.17; 3. Fraser Bowden Pembroke School 28.87; 4. Jeremy Gibby Nudgee College 30.25; 5. Marc Cayzer The Hutchins School 30.96.

4 x 400 Metres Relay

1. The Peninsula School (Ben Weaver Ben Southam Tim Scarpella Matt Carter) 3:27.61; 2. Westfields Sports High (Daniel Small Byron Woodham Nathan Hulands Daryl Purches) 3:29.32; 3. The Hutchins School (Sam Crosswell Ian Cayzer Marc Cayzer Tim Stoklosa) 3:30.10; 4. Nudgee College (Shaun Boncker Bryan McManus Damian Chamley Nick Toohey) 3:31.32; 5. Pembroke School (Carl Woods Dan Jarvis-Bardy Josh Starke Fraser Bowden) 3:34.40.

Triple Jump Green

1. Anthony Thornell Westfields Sports High 12.01m(0.0); 2. Dan Rogers The Peninsula School 11.99m(-0.5); 3. Terry Harvey Nudgee College 11.00m(-1.4); 4. Lachlan Deane Pembroke School 10.59m(-1.6); 5. Ian Cayzer The Hutchins School 9.14m(-1.3).

Triple Jump Gold

1. Michael Gordon Nudgee College 12.89m (-0.9); 2. Thomas Van Lun Westfields Sports High 12.47m (0.0); 3. Chris Christie Pembroke School 11.71m (0.0); 4. Sam Sheppard The Hutchins School 11.39m (-0.7); 5. Tim Scarpella The Peninsula School 11.34m (-0.6).

Shot Put Green

1. Matthew Outzen Westfields Sports High 12.85m; 2. Jonathan Gill Pembroke School 12.58m; 3. Lachlan Cook Nudgee College 12.32m; 4. Ben Lawless The Hutchins School 11.80m; 5. Pat Heijden The Peninsula School 11.65m.

Shot Put Gold

1. Terry Harvey Nudgee College 17.51m; 2. Hamish Peacock The Hutchins School 16.77m; 3. Cleiton Dias Sabino Westfields Sports High 14.23m; 4. Chris Christie Pembroke School 13.46m; 5. Michael Dichmann The Peninsula School 10.53m.

Javelin Throw Green

1. Hamish Peacock The Hutchins School 64.78m; 2. Thomas Won Lum Westfields Sports High 53.58m; 3. Ben Weaver The Peninsula School 47.96m; 4. Lachlan Cook Nudgee College 41.05m; 5. Sven Jensen Pembroke School 28.15m.

Javelin Throw Gold

1. Matthew Outzen Westfields Sports High 63.92m; 2. Mark Fenton The Hutchins School 52.61m; 3. Cameron Lane Nudgee College 45.72m; 4. Pat Heijden The Peninsula School 39.96m; 5. Tom Brown Pembroke School 6.83m.

JUNIOR BOYS CUP

100 Metres Green

(w:+1.8) 1. Derek Mai Pembroke School 11.42; 2. Eric Watanabe Hills Sports High 11.60; 3. Sam Robinson Ipswich Grammar 11.79; 4. Paul Jones St Kevin's College 12.38.

100 Metres Gold

(w:+1.4) 1. Brendan Giebel Ipswich Grammar 11.57; 2. David Biddle Hills Sports High 12.11; 3. Fletcher Doherty Pembroke School 12.20; 4. Jonathan Coralie St Kevin's College 12.23.

200 Metres Green

(w:+2.1) 1. Derek Mai Pembroke School 22.98; 2. Eric Watanabe Hills Sports High 23.13; 3. James Moke Ipswich Grammar 24.55; 4. Alexander Rowe St Kevin's College 24.77.

200 Metres Gold

(w:+3.0) 1. Joshua Peam Ipswich Grammar 23.71; 2. David Biddle Hills Sports High 24.51; 3. Paul Jones St Kevin's College 24.66; 4. Fletcher Doherty Pembroke School 24.68.

800 Metres Green

1. Sean Yashira Ipswich Grammar 2:07.45; 2. Thomas Cunningham St Kevin's College 2:09.58; 3. Hugh Winter Pembroke School 2:21.61; Reece Diaz Hills Sports High DQ.

800 Metres Gold

1. Alexander Rowe St Kevin's College 2:02.56; 2. Hamish Wagner Ipswich Grammar 2:03.76; 3. John Crandell Hills Sports High 2:10.29; 4. Mortaza Jaffari Pembroke School 2:16.67.

200 Metres Hurdles Green

SCHOOLS KNOCKOUT NATIONAL FINAL (CONTINUED)

(w:+2.9) 1. Brendan Giebel Ipswich Grammar 27.41; 2. Nathan Rushworth Hills Sports High 27.87; 3. Franço Mignone Pembroke School 28.75; 4. Michael Kerr St Kevin's College 29.00.

200 Metres Hurdles Gold

(w:+2.0) 1. Ryan Sheppard Ipswich Grammar 27.87; 2. Henry Nicholson Pembroke School 27.89; 3. Eti Amegor Hills Sports High 28.72; 4. Sebastian Purcell St Kevin's College 28.79.

4 x 200 Metres Relay

1. Ipswich Grammar (James Moke Brendan Giebel Joshua Pearn Sam Robinson) 1:33.83; 2. Pembroke School (Derek Mai Jake Rollins Franço Mignone Fletcher Doherty) 1:36.36; 3. Hills Sports High (Eric Watanabe David Biddle Ben Martin Eti Amegor) 1:38.70; 4. St Kevin's College (Jonathan Coralie Sebastian Purcell Paul Jones Michael Kerr) 1:40.33.

High Jump Green

1. Ben Martin Hills Sports High 1.73m; 2. Daniel Berry Ipswich Grammar 1.70m; 3. Fraser Evans Pembroke School 1.65m; 4. Michael Kerr St Kevin's College 1.65m.

High Jump Gold

1. Joshua Purcell St Kevin's College 1.78m; 2. Shane Nicholls Hills Sports High 1.75m; 3. Ryan Sheppard Ipswich Grammar 1.70m; 4. Henry Nicholson Pembroke School 1.65m.

Triple Jump Green

1. Joshua Pearn Ipswich Grammar 12.44m(-0.3); 2. Ben Martin Hills Sports High 12.07m(+1.0); 3. Redmond Matthews St Kevin's College 11.16m(0.0); 4. Fraser Evans Pembroke School 10.47m(-0.5).

Triple Jump Gold

1. Eti Amegor Hills Sports High 12.78m (-0.9); 2. Steven Turner Ipswich Grammar 12.08m (+0.7); 3. Jonathan Coralie St Kevin's College 11.10m (-2.1); 4. James Millard Pembroke School 10.91m (-0.4).

Discus Throw Green

1. Daniel Berry Ipswich Grammar 41.52m; 2. Mark Murphy Hills Sports High 39.28m; 3. Redmond Matthews St Kevin's College 38.81m; 4. Tom Alford Pembroke School 28.02m.

Discus Throw Gold

1. Terry Carrol Ipswich Grammar 41.65m; 2. Joshua Purcell St Kevin's College 40.44m; 3. John Crandell Hills Sports High 37.65m; 4. Jake Rollins Pembroke School 32.77m.

PLATE COMPETITION

Sydney Olympic Park Athletic Centre

Sydney, New South Wales

December 6, 2006

Senior Girls Plate

| | | |
|---------------------------|-----|--------|
| 1. Westfields Sports High | NSW | 98 pts |
| 2. Moreton Bay College | QLD | 91 pts |
| 3. Pembroke School | SA | 87 pts |
| 4. Walford Girls Anglican | SA | 80 pts |
| 5. St Mary's College | TAS | 72 pts |
| 6. St Patrick's College | TAS | 64 pts |

Junior Girls Plate

| | | |
|----------------------------|---------|---------|
| 1. Moreton Bay College | QLD | 102 pts |
| 2. Westfields Sports High | NSW | 89 pts |
| 3. St Michael's Collegiate | TAS | 86 pts |
| 4. Immanuel | SA | 81 pts |
| 5. Oglivie High School | TAS | 80 pts |
| 6. Ingham State High | NTH QLD | 51 pts |

Senior Boys Plate

| | | |
|---------------------------|-----|---------|
| 1. St Kevin's College | VIC | 108 pts |
| 2. Scotch Oakburn College | TAS | 94 pts |
| 3. Immanuel | SA | 88 pts |
| 4. Lisarow High School | NSW | 78 pts |
| 5. Baulkham Hills High | NSW | 74 pts |

Junior Boys Plate

| | | |
|---------------------------|-----|-----------|
| 1. St Virgil's College | TAS | 95 pts |
| 2. The Peninsula School | VIC | 94 points |
| 3. Westfields Sports High | NSW | 89 points |
| 4. Haileybury College | VIC | 86 points |
| 4. Westminster | SA | 86 points |

SENIOR GIRLS PLATE

100 Metres Green

(w:+2.0) 1. Rosie Kelly Pembroke School 12.62; 2. Monique French Moreton Bay College 13.23; 3. Kara Tames St Mary's College 13.43; 4. Kristen Kovacic Westfields Sports High 13.54; 5. Eliza Harley Walford Girls Anglican 14.17; 6. Laura Fox St Patrick's College 14.78.

100 Metres Gold

(w:+2.5) 1. Clara Staples St Mary's College 12.97; 2. Sally Nelson Pembroke School 13.03; 3. Chrysa Samios Moreton Bay College 13.16; 4. Alex Mechan Westfields Sports High 13.42; 5. Kelly Tyndall Walford Girls Anglican 13.73; 6. Lara Matuzek St Patrick's College 14.36.

800 Metres Green

1. Bridgid Connolly Pembroke School 2:27.31; 2. Jodie Dubsky Walford Girls Anglican 2:29.55; 3. Emily Hielscher Moreton Bay College 2:31.93; 4. Emma Treadwell Westfields Sports High 2:33.95; 5. Rachel French St Mary's College 2:38.14.

800 Metres Gold

1. Leanne Golebiowski Westfields Sports High 2:22.98; 2. Charlotte Budenberg Pembroke School 2:23.88; 3. Becky Britten Moreton Bay College 2:26.12; 4. Ali Thomas Walford Girls Anglican 2:34.85; 5. Kailee Goodwin St Patrick's College 2:35.56; 6. Trudy Phibbs St Mary's College 2:43.51.

3000 Metres Green

1. Ali Thomas Walford Girls Anglican 11:55.10; 2. Alexandra Guy St Patrick's College 12:16.07; 3. Jessica Brewster Westfields Sports High 12:27.82; 4. Kelly Leaver Moreton Bay College 12:44.79; 5. Georgie Spanos Pembroke School 12:50.55; 6. Eloise Warren St Mary's College 13:10.92.

3000 Metres Gold

1. Jodie Dubsky Walford Girls Anglican 11:09.94; 2. Emma Treadwell Westfields Sports High 11:59.95; 3. Stephanie May Pembroke School 12:00.76; 4. Emily Hielscher Moreton Bay College 12:32.87; 5. Shivann Dancs St Mary's College 12:39.26; 6. Kailee Goodwin St Patrick's College 14:15.16.

200 Metres Hurdles Green

(w:+3.3) 1. Brittany Knee St Patrick's College 31.64; 2. Scarlett Koehne Pembroke School 32.53; 3. Kristen Kovacic Westfields Sports High 32.91; 4. Kylee Gluskie St Mary's College 34.46; 5. Becky Britten Moreton Bay College 34.46; 6. Kate Harris Walford Girls Anglican 36.36.

200 Metres Hurdles Gold

(w:+1.0) 1. Monique French Moreton Bay College 32.61; 2. Leanne Golebiowski Westfields Sports High 32.86; 3. Hana Sadkowsky St Mary's College 35.64; 4. Laura Bennett St Patrick's College 37.09; 5. Charlotte Budenberg Pembroke School 37.52; 6. Georgia Trowse Walford Girls Anglican 38.06.

4 x 400 Metres Relay

1. Pembroke School (Bridgid Connolly Charlotte Budenberg Rosie Kelly Sally Nelson) 4:17.22; 2. Moreton Bay College (Chrysa Samios Becky Britten Monique French Kelly Leaver) 4:18.57; 3. Westfields Sports High (Jessica Brewster Leanne Golebiowski Alex Mechan) 4:21.37; 4. St Mary's College (Clara Staples Kara Tames Hana Sadkowsky Rachel French) 4:32.35; 5. Walford Girls Anglican (Kelly Tyndall Eliza Harley Lauren Rodato Alice Nelligan) 4:41.13; 6. St Patrick's College (Lara Matuzek Laura Bennett Brittany Knee) 4:53.95.

High Jump Green

1. Brittany Knee St Patrick's College 1.50m; 2. Alice Nelligan Walford Girls Anglican 1.50m; 3. Haylee McGill Moreton Bay College 1.50m; 4. Lara Huston Westfields Sports High 1.45m; 5. Kara Tames St Mary's College 1.45m; 6. Scarlett Koehne Pembroke School 1.45m.

High Jump Gold

1. Harriet Ayre Moreton Bay College 1.48m; 2. Kate Chugg St Patrick's College 1.45m; 3. Tara Robinson Westfields Sports High 1.40m; 4. Stephanie Thomas Walford Girls Anglican 1.40m; 5. Clara Staples St Mary's College 1.40m; 6. Margie Price Pembroke School 1.40m.

Long Jump Green

1. Jessica Metcalfe Westfields Sports High 5.36m (+1.1); 2. Margie Price Pembroke School 4.62m (+0.6); 3. Stephanie Thomas Walford Girls Anglican 4.62m (+1.1); 4. Kelly Leaver Moreton Bay College 4.37m (+1.1); 5. Kate Szolomski St Patrick's College 4.20m (-0.9); 6. Hana Sadkowsky St Mary's College 4.06m (-1.6).

SCHOOLS KNOCKOUT NATIONAL FINAL (CONTINUED)

Long Jump Gold

1. Lara Huston Westfields Sports High 5.37m(+1.0);
2. Kylee Gluskie St Mary's College 4.93m(+2.9);
3. Eliza Harley Walford Girls Anglican 4.77m(+0.9);
4. Imogen Nobbs Pembroke School 4.73m(+0.3);
5. Caroline Glennly Moreton Bay College 4.62m(-0.3);
6. Laura Bennett St Patrick's College 4.36m(+2.4).

Discus Throw Green

1. Dani Samuels Westfields Sports High 49.75m;
2. Kirsty Findlater Moreton Bay College 29.77m;
3. Celeste McFarlane St Mary's College 27.99m;
4. Emily Arnold Walford Girls Anglican 25.35m;
5. Imogen Nobbs Pembroke School 22.32m;
6. Laura Fox St Patrick's College 14.97m.

Discus Throw Gold

1. Christine Chamberlain Westfields Sports High 41.75m;
2. Shannon Parry Moreton Bay College 26.02m;
3. Emma Stanes Pembroke School 21.79m;
4. Georgia Trowse Walford Girls Anglican 21.24m;
5. Emma Price St Mary's College 18.83m;
6. Kate Chugg St Patrick's College 17.71m.

Junior Girls Plate

100 Metres Green

- (w:+1.7) 1. Zoe Riikonen Moreton Bay College 12.82;
- 2. Madeline Parker Ogilvie High School 13.07;
- 3. Jessica Busfield Westfields Sports High 13.26;
- 4. Amber Leonelli Ingham State High 13.51;
- 5. Claire Hawson St Michael's Collegiate 13.57;
- 6. Annali Dolman Immanuel 14.38.

100 Metres Gold

- (w:+0.5) 1. Renee Hebson Moreton Bay College 12.86;
- 2. Hannah West St Michael's Collegiate 13.45;
- 3. Jacinta McKenzie Immanuel 13.77;
- 4. Jessica Russell Ogilvie High School 13.93;
- 5. Alana Floy Westfields Sports High 14.00;
- 6. Shannon Sheahan Ingham State High 14.06.

200 Metres Green

- (w:+0.1) 1. Zoe Riikonen Moreton Bay College 25.73;
- 2. Madeline Parker Ogilvie High School 26.56;
- 3. Jasmina Cox Westfields Sports High 26.57;
- 4. Claire Hawson St Michael's Collegiate 27.80;
- 5. Jacinta McKenzie Immanuel 28.02;
- 6. Nicole Waring Ingham State High 30.44.

200 Metres Gold

- (w:+0.5) 1. Renee Hebson Moreton Bay College 26.19;
- 2. Hannah West St Michael's Collegiate 26.98;
- 3. Megan Bennett Immanuel 27.64;
- 4. Eliza Barton Westfields Sports High 28.26;
- 5. Amy Thomas Ogilvie High School 28.50;
- 6. Shannon Sheahan Ingham State High 29.50.

800 Metres Green

1. Samantha Pavish Moreton Bay College 2:28.00;
2. Georgia Forbes-Smith St Michael's Collegiate 2:29.08;
3. Lily Salter Ogilvie High School 2:30.80;
4. Eliza Barton Westfields Sports High 2:33.19;
5. Sabina Iliescu Immanuel 2:38.63;
6. Brittany Blanco Ingham State High 2:44.32.

800 Metres Gold

1. Megan Bennett Immanuel 2:32.81;
2. Suzanne Langer Westfields Sports High 2:35.04;
3. Stephanie Harm Moreton Bay College 2:35.68;
4. Claire Terry St Michael's Collegiate 2:36.16;
5. Frances Jay Ogilvie High School 2:42.94;
6. Natalie Mercer Ingham State High 2:44.26.

200 Metres Hurdles Green

- (w:+2.0) 1. Brooke Leaver Moreton Bay College 31.54;
- 2. Charlotte Blake Ogilvie High School 32.43;
- 3. Anita Butterley St Michael's Collegiate 34.04;
- 4. Stephanie Langridge Westfields Sports High 34.23;
- 5. Annalise Pedler Immanuel 36.60;
- 6. Emily Zatta Ingham State High 38.73.

200 Metres Hurdles Gold

- (w:+0.7) 1. Nicole Ristrom Ogilvie High School 30.77;
- 2. Stephanie Korolis Immanuel 31.21;
- 3. Freya Brolsma St Michael's Collegiate 33.26;
- 4. Amber Leonelli Ingham State High 33.34;
- 5. Emily Wilson Moreton Bay College 33.35;
- 6. Jasmina Cox Westfields Sports High 34.02.

4 x 200 Metres Relay

1. Moreton Bay College (Brooke Leaver Zoe Riikonen Samantha Pavish Renee Hebson) 1:46.39;
2. St Michael's Collegiate (Claire Hawson Sophie Otlowski Georgia Forbes-Smith Hannah West) 1:49.62;
3. Westfields Sports High (Jessica Busfield Jasmina Cox Suzanne Langer Stephanie Langridge) 1:51.25;
4. Ogilvie High School (Amy Thomas Jessica Russell Charlotte Blake Madeline Parker) 1:52.06;
5. Immanuel (Rhea Bergmann Stephanie Korolis Jacinta McKenzie Megan Bennett) 1:54.64;
- Ingham State High (Shannon Sheahan Lisa Kirk Amber Leonelli Brittany Blanco) DQ.

Long Jump Green

1. Stephanie Langridge Westfields Sports High 5.52m(+1.5);
2. Charlotte Blake Ogilvie High School 4.81m(-0.9);
3. Freya Brolsma St Michael's Collegiate 4.49m(+0.9);
4. Annalise Pedler Immanuel 4.37m(-0.3);
5. Emily Zatta Ingham State High 4.34m(+0.2);
6. Lucy Dewar Moreton Bay College 4.33m(+1.3).

Long Jump Gold

1. Stephanie Korolis Immanuel 5.09m (-1.5);
2. Samantha Pavish Moreton Bay College 5.01m (-1.0);
3. Jessica Busfield Westfields Sports High 4.80m (+0.3);
4. Lisa Kirk Ingham State High 4.41m (-0.7);
5. Ella Beardsley St Michael's Collegiate 4.36m (+0.2);
6. Jessica Russell Ogilvie High School ND.

Shot Put Green

1. Ashleigh Lumsden Westfields Sports High 9.70m;
2. Lana Carson Moreton Bay College 8.25m;
3. Kirralee Wagner Immanuel 7.52m;
4. Blair Patten St Michael's Collegiate 7.03m;
5. Hayley Hobbs Ingham State High 6.73m;
6. Isabelle O'Connor Ogilvie High School 6.23m.

Shot Put Gold

1. Chelsea Valeni-S'Land Westfields Sports High 9.26m;
2. Nikki-Jo Mathers St Michael's Collegiate 9.22m;
3. Stephanie Langford Ogilvie High School 8.79m;
4. Stevi Pisoni Immanuel 8.66m;
5. Kate McAfee Moreton Bay College 8.60m;
6. Kaylin Clerk Ingham State High 8.57m.

Javelin Throw Green

1. Zarah Alam Moreton Bay College 30.09m;
2. Annali Dolman Immanuel 29.65m;
3. Christina Taitia Westfields Sports High 28.58m;
4. Blair Patten St Michael's Collegiate 24.64m;
5. Kaylin Clerk Ingham State High 21.15m;
6. Isabelle O'Connor Ogilvie High School 18.68m.

Javelin Throw Gold

1. Nicole Ristrom Ogilvie High School 31.85m;
2. Kate McAfee Moreton Bay College 29.84m;
3. Chelsea Valeni-S'Land Westfields Sports High 28.88m;
4. Nikki-Jo Mathers St Michael's Collegiate 25.06m;
5. Sabina Iliescu Immanuel 24.32m;
6. Lisa Kirk Ingham State High 23.09m.

SENIOR BOYS PLATE

100 Metres Green

- (w:-0.3) 1. Marino Reginald Baulkham Hills High 11.45;
- 2. Steven Hodge Immanuel 11.81;
- 3. Brent Smith St Kevin's College 11.96;
- 4. Shane Middleton Lisarow High School 12.19;
- 5. James Guest Scotch Oakburn College 12.24.

100 Metres Gold

- (w:+0.3) 1. Todd Bateman Immanuel 11.04;
- 2. Jason Brown Lisarow High School 11.34;
- 3. Patrick McCarthy St Kevin's College 11.88;
- 4. Aaron Beach Baulkham Hills High 12.06;
- 5. Matthew Dornauf Scotch Oakburn College 12.33.

400 Metres Green

1. Todd Bateman Immanuel 52.70;
2. Bart McCulloch Scotch Oakburn College 52.92;
3. Gerard Kerr St Kevin's College 53.23;
4. Marino Reginald Baulkham Hills High 55.34;
5. Ashley Finnigan Lisarow High School 57.72.

400 Metres Gold

1. Hamish Nelson St Kevin's College 50.89;
2. Matt Rowe Immanuel 52.82;
3. Jeremy Smith Scotch Oakburn College 54.45;
4. Enoch Lam Baulkham Hills High 55.06;
5. Jeremy Dowling Lisarow High School 55.51.

1500 Metres Green

1. Peter Shearman St Kevin's College 4:22.44;
2. Luke Geelan Scotch Oakburn College 4:26.39;
3. Matt Rowe Immanuel 4:27.91;
4. Geoff Morgan Baulkham Hills High 5:13.80;
5. James Stockings Lisarow High School 6:23.08.

1500 Metres Gold

1. Mark DeLuca St Kevin's College 4:15.52;
2. Bradley Fisk Immanuel 4:20.96;
3. Jonathan Parsons Lisarow High School 4:29.10;
4. John Innes-Smith Scotch Oakburn College 4:41.08;
5. Hayden Ookes Baulkham Hills High 5:01.65.

200 Metres Hurdles Green

- (w:+1.5) 1. Shaun Hargreaves St Kevin's College 28.15;
- 2. Ned Wizenberg Scotch Oakburn College 29.17;
- 3. Peter Neumann Immanuel 29.83;
- 4. Scott Hatfield Baulkham Hills High 30.27;
- 5. Ashley Finnigan Lisarow High School 31.65.

SCHOOLS KNOCKOUT NATIONAL FINAL (CONTINUED)

200 Metres Hurdles Gold

(w:+0.1) 1. Jacobus van der Merwe Immanuel 28.13; 2. Alex Coren St Kevin's College 28.67; 3. Malcolm Norton Scotch Oakburn College 30.18; 4. Lachlan Pamy-Lea Lisarow High School 32.83; 5. Hayden Oakes Baulkham Hills High 35.05.

4 x 400 Metres Relay

1. Immanuel (Jacobus van der Merwe Bradley Fisk Matt Rowe Todd Bateman) 3:29.93; 2. St Kevin's College (Brent Smith Hamish Nelson Gerard Kerr Shaun Hargreaves) 3:30.61; 3. Lisarow High School (Jason Brown Jonathan Parsons Lachlan Pamy-Lea Jeremy Dawling) 3:44.50; 4. Scotch Oakburn College (John Innes-Smith Matthew Dornauf Bart McCulloch Jeremy Smith) 3:45.64.

Triple Jump Green

1. Malcolm Norton Scotch Oakburn College 12.30m(+0.3); 2. Enoch Lam Baulkham Hills High 11.89m(0.0); 3. Mark Baldasso St Kevin's College 11.74m(0.0); 4. Jacobus van der Merwe Immanuel 11.71m(-2.1); 5. James Stockings Lisarow High School 10.41m(+0.7).

Triple Jump Gold

1. Shaun Hargreaves St Kevin's College 12.83m (+0.7); 2. Scott Hatfield Baulkham Hills High 11.65m (-0.9); 3. Jonathan Parsons Lisarow High School 11.57m (+0.2); 4. Ned Winzenberg Scotch Oakburn College 11.52m (-1.2); 5. Bradley Fisk Immanuel 10.67m (+0.7).

Shot Put Green

1. James Guest Scotch Oakburn College 14.72m; 2. Patrick McCarthy St Kevin's College 10.64m; 3. Joseph Kim Baulkham Hills High 10.47m; 4. Jordan Deaves Lisarow High School 10.31m; 5. Jack Boylan Immanuel 9.99m.

Shot Put Gold

1. James Tamouridis St Kevin's College 15.11m; 2. Claye Geale Scotch Oakburn College 11.26m; 3. Ben New Lisarow High School 9.82m; 4. Arnold Du Toit Immanuel 9.74m; 5. Aaron Beach Baulkham Hills High 9.49m.

Javelin Throw Green

1. Hamish Nelson St Kevin's College 52.38m; 2. Matthew Dornauf Scotch Oakburn College 46.87m; 3. Shane Middleton Lisarow High School 42.29m; 4. Arnold Du Toit Immanuel 36.36m; 5. Joseph Kim Baulkham Hills High 2.58m.

Javelin Throw Gold

1. Claye Geale Scotch Oakburn College 51.89m; 2. James Tamouridis St Kevin's College 50.64m; 3. Ben New Lisarow High School 45.50m; 4. Geoff Morgan Baulkham Hills High 39.18m; 5. Alex Hockworth Immanuel ND.

JUNIOR BOYS PLATE

100 Metres Green

(w:+1.1) 1. Jake Keller Westminster 11.75; 2. Kurt Jenner Westfields Sports High 12.01; 3. Dean Jansen The Peninsula School 12.05; 4. Cameron Hill Haileybury College 12.11; 5. Kyle Kingston St Virgil's College 12.42.

100 Metres Gold

(w:+1.9) 1. Brosnan Kelly The Peninsula School 11.52; 2. Harry Rushton St Virgil's College 11.77; 3. Johnathan Davies Haileybury College 12.16; 4. Bonarath Vandy Westfields Sports High 12.21; 5. Andrew Bradley Westminster 12.35.

200 Metres Green

(w:+2.2) 1. Jake Keller Westminster 23.54; 2. Dean Jansen The Peninsula School 24.10; 3. Nick Clark St Virgil's College 24.32; 4. Christopher Venten Haileybury College 24.37; 5. Bonarath Vandy Westfields Sports High 24.93.

200 Metres Gold

(w:+0.6) 1. Brosnan Kelly The Peninsula School 22.95; 2. Harry Rushton St Virgil's College 23.86; 3. Johnathan Davies Haileybury College 24.00; 4. Scott Agnew Westminster 24.21; 5. Jason Nabytowicz Westfields Sports High 25.61.

800 Metres Green

1. Jordan Williamsz Haileybury College 2:08.13; 2. Dean Waetford Westfields Sports High 2:10.10; 3. Brodie Duff The Peninsula School 2:13.24; 4. Jayden Charlton St Virgil's College 2:13.50; 5. Kyle Petty Westminster 2:22.90.

800 Metres Gold

1. Nicholas Gooda Haileybury College 2:00.85; 2. Joshua Hewitt Westminster 2:01.02; 3. Dominic Anastasio St Virgil's College 2:04.43; 4. Blake Johnson Westfields Sports High 2:05.59; 5. George Hedley The Peninsula School 2:06.44.

200 Metres Hurdles Green

(w:NNW) 1. Andrew Neville Westfields Sports High 27.82; 2. Andrew Bradley Westminster 28.32; 3. Dylan Sorensen The Peninsula School 28.56; 4. Matthew Digby Haileybury College 28.70; 5. Chris Genge St Virgil's College 33.60.

200 Metres Hurdles Gold

(w:+1.6) 1. Simon Keane Haileybury College 27.96; 2. Nick Clark St Virgil's College 28.21; 3. Alexander Hermann Westminster 29.18; 4. Josh Elwin The Peninsula School 29.31; 5. David Gullo Westfields Sports High 30.99.

4 x 200 Metres Relay

1. The Peninsula School (Dean Jansen Josh Elwin Luke Stone Brosnan Kelly) 1:37.16; 2. Haileybury College (Christopher Venten Johnathan Davies Cameron Hill Nicholas Gooda) 1:37.73; 3. Westminster (Jake Keller Andrew Bradley Joshua Hewitt Scott Agnew) 1:37.81; 4. St Virgil's College (Harry Rushton Kyle Kingston Dominic Anastasio Nick Clark) 1:39.26; 5. Westfields Sports High (Bonarath Vandy Jason Nabytowicz Blake Johnson Kurt Jenner) 1:42.09.

High Jump Green

1. Andrew Neville Westfields Sports High 1.71m; 2. Sam MacFarlane St Virgil's College 1.55m; 3. Brock Osborne The Peninsula School 1.55m; 4. William Toms Westminster 1.55m; 5. John Aldred Haileybury College 1.50m.

High Jump Gold

1. Kurt Jenner Westfields Sports High 1.74m; 2. Luke Stone The Peninsula School 1.71m; 3. Andrew Rose St Virgil's College 1.60m; 4. Scott Agnew Westminster 1.60m; 5. Nicholas Shearer Haileybury College 1.50m.

Triple Jump Green

1. Kyle Kingston St Virgil's College 11.77m (0.0); 2. Simon Grieve The Peninsula School 11.16m (+1.0); 3. Bradley Sharne Westfields Sports High 11.13m (-1.5); 4. Matthew Digby Haileybury College 10.58m (+0.7); 5. William Toms Westminster 10.57m (-1.7).

Triple Jump Gold

1. Dominic Anastasio St Virgil's College 12.22m(-1.7); 2. Simon Keane Haileybury College 12.20m (-0.3); 3. Alexander Hermann Westminster 11.36m (-1.4); 4. Josh Elwin The Peninsula School 10.94m (0.0); 5. Jason Hanna Westfields Sports High 10.89m (-2.1).

Discus Throw Green

1. Bradley Sharne Westfields Sports High 43.87m; 2. Aaron Menzie St Virgil's College 40.69m; 3. Nick Stetter The Peninsula School 35.25m; 4. Phillip McKenzie Westminster 28.75m; 5. John Aldred Haileybury College 24.69m.

Discus Throw Gold

1. Chris Genge St Virgil's College 41.34m; 2. Iosefo Aukustino Westfields Sports High 39.40m; 3. Jarrah Ingram Westminster 38.32m; 4. Luke Stone The Peninsula School 36.59m; 5. Nicholas Shearer Haileybury College 23.20m.

2006
RESULTS

TELSTRA A-SERIES MEETS

TELSTRA A-SERIES MEETS

TELSTRA A-SERIES – CANBERRA**AIS Athletic Track****Bruce, Australian Capital Territory****January 26, 2006**

WOMEN

100 Metres

Heat 1: (w:+2.8) 1. Sally McLellan QAS 11.42Q; 2. Crystal Attenborough NTIS 11.49Q; 3. Lauren Hewitt VIS 11.70q; 4. Rebecca Negus QLD 11.98; 5. Jess Gulli VIS 12.24; 6. Sophie Broadhead ACT 12.44; 7. Belinda Chapman NSW 12.93; 8. Bronwyn Studman ACT 12.96; 9. Samantha Kinnane ACT 13.51; **Heat 2:** (w:+1.8) 1. Melanie Kleeborg QAS 11.43Q; 2. Amy Harris QLD 11.68Q; 3. Jessica Knox NSW 11.87; 4. Melissa Kay TAS 11.96; 5. Olivia Tauru NSW 11.99; 6. Katie Chivers VIC 12.03; 7. Melissa Breen ACT 12.19; 8. Stephanie Mollica VIC 12.29; **Heat 3:** (w:+1.6) 1. Preya Carey NSW 11.55Q; 2. Fiona Cullen QAS 11.72Q; 3. Sarah Williams NSW 11.82q; 4. Tania Van-Heer Murphy SA 11.84q; 5. Sharon Cripps QAS 11.95; 6. Katie Moore VIC 12.10; 7. Nova Batman ACT 12.19; 8. Laura Verlinden NSW 12.26; 9. Anna Flanagan ACT 13.70. **Final:** (w:+0.6) 1. Sally McLellan QAS 11.41; 2. Melanie Kleeborg QAS 11.46; 3. Crystal Attenborough NTIS 11.62; 4. Amy Harris QLD 11.65; 5. Fiona Cullen QAS 11.65; 6. Tania Van-Heer Murphy SA 11.67; 7. Sarah Williams NSW 11.69; 8. Lauren Hewitt VIS 11.74.

100 Metres Ambulant

(w:+1.2) 1. Courtney Harbeck QLD 13.87; 2. Lisa McIntosh VIC 13.93; 3. Katrina Webb AIS 14.42; 4. Katherine Proudfoot NSW 14.88; 5. Eowyn Osborne ACT 15.66; 6. Charlotte Saville VIC 16.20; 7. Tahlia Rotamah NSW 17.17; 8. Christine Wolf ACT 17.91.

200 Metres

(w:+0.6) 1. Sally McLellan QAS 23.36; 2. Melanie Kleeborg QAS 23.41; 3. Lauren Hewitt VIS 23.81; 4. Sarah Williams NSW 23.90; 5. Kylie Wheeler WAIS 24.03; 6. Olivia Tauru NSW 24.15; 7. Jana Pittman VIS 24.33.

400 Metres

1. Tamsyn Lewis VIS 52.48; 2. Caitlin Willis QAS 52.75; 3. Annabelle Smith NSW 52.85; 4. Renee Robson VIC 53.22; 5. Rosemary Hayward NSW 53.77; 6. Rebecca Irwin NSW 54.04; 7. Jennifer Marshall VIC 54.14; 8. Angeline Blackburn ACTA 56.31.

800 Metres

1. Suzy Walsham NSW 2:02.78; 2. Rikke Roenholt DEN 2:04.07; 3. Libby Allen VIC 2:04.56; 4. Brooke Simpson NSW 2:05.35; 5. Zoe Buckman ACTA 2:05.70; 6. Veronique Malon NSW 2:05.74; 7. Melke Flore NSW 2:06.12; 8. Alicia Tje-Smith VIC 2:06.36; 9. Erica Sigmant VIC 2:06.92; 10. Debbie Savage ACT 2:08.05; 11. Katherine Katsonevakis VIS 2:11.58.

1500 Metres

1. Lisa Corrigan ACTA 4:13.88; 2. Emma Rilen NSW 4:17.18; 3. Emily Brichacek ACT 4:22.62; 4. Tiffany Bonasera NSW 4:23.67; 5. Kate Seibold-Crosbie VIC 4:25.11; 6. Sarah Salmon ACT 4:31.72; Kelly Roberts ACT DNF; Anna Worland VIC DNF.

3000 Metres Local

1. Madeline Heiner NSW 9:38.97; 2. Lucy Starrat NSW 9:55.37; 3. Chloe Tighe ACT 10:11.72; 4. Rebecca Lowe NSW 10:34.18; Bridget Delaney ACT DNF; Lara Tamsett NSW DNF.

100 Metres Hurdles

(w:+1.2) 1. Sally McLellan QAS 13.17; 2. Fiona Cullen QAS 13.29; 3. Andrea Miller NZL 13.66; 4. Hayley Cameron NSW 13.72; 5. Kylie Wheeler WAIS 13.90; 6. Jacquie Munro QAS 14.14; 7. Jess Gulli VIS 14.51; 8. Keshvar Mirzarazi NSW 14.54; 9. Jessie Shea NSW 14.72.

400 Metres Hurdles

1. Jana Pittman VIS 54.81; 2. Sonia Brito VIC 57.08; 3. Lauren Boden ACTA 57.45; 4. Emily Allen VIC 60.52; 5. Evie Maguire VIC 61.29; 6. Tarin Nevin NSW 62.59; Lauren Jauncey VIC DNF.

Pole Vault

1. Kym Howe WAIS 4.61m; 2. Tatiana Grigorieva QAS 4.41m; 3. Vicky Parnov WAIS 4.20m; 4. Wendy Young VIS 4.20m; 5. Katrina Miroshnichenko QAS 4.20m; 6. Jacinta Lynn VIC 4.20m; 7. Alana Boyd QAS 4.10m; 8. Charmaine Lucock QAS 4.10m; 9. Rosanna Ditton VIS 4.00m; 10. Amy Beckman QLD 3.80m.

Long Jump

1. Kerrie Taurima AIS 6.56m(+1.1); 2. Kylie Wheeler WAIS 6.33m(+1.1); 3. Jessica Penney NZL 6.33m(+1.6); 4. Lisa Morrison NSW 6.23m(+1.2); 5. Fleur Costlereagh NSW 6.16m(+1.0); 6. Naomi Bligh NSW 5.99m(0.0).

TELSTRA A-SERIES MEETS (CONTINUED)

Hammer Throw

1. Brooke Krueger-Billett SASI 66.40m; 2. Karyne Di Marco NSWI 62.06m; 3. Gabrielle Neighbour VIS 61.45m; 4. Breanne Clement NSW 55.07m; 5. Lisa Craig NSW 54.54m; 6. Raelene Warren VIC 52.72m.

MEN

100 Metres

Heat 1: (w:+2.6) 1. Adam Miller AIS 10.26Q; 2. Joshua Ross NSWI 10.28Q; 3. Nathan Allen QLD 10.34q; 4. Adam Basil VIS 10.43; 5. Todd Bateman SASI 10.71; 6. Brandon Galic ACTA 10.76; 7. Justin Lewis VIC 10.76; 8. Jake Jarvis-Bardy SA 10.83; **Heat 2:** (w:+1.7) 1. Patrick Johnson AIS 10.18Q; 2. Matthew Shirvington NSWI 10.26Q; 3. Paul Di Bella QAS 10.34q; 4. Steven Tucker WA 10.53; 5. Lane Harrison VIC 10.55; 6. Isaac Niamooah NSWI 10.68; 7. Thomas Scott NSW 10.83; 8. Brendan Watt ACTA 10.87; 9. Gary Finegan QLD 10.92; **Heat 3:** (w:+1.9) 1. Ambrose Ezenwa NSW 10.18Q; 2. Daniel Batnan NSWI 10.23Q; 3. Tim Williams VIS 10.40q; 4. Kristopher Neofytou NSWI 10.53; 5. Shem Hollands NSW 10.55; 6. Harry Egan NSW 10.78; 7. Kieran Nielsen QLD 10.81; 8. John Adams NSW 10.86. **Final:** (w:-2.3) 1. Matthew Shirvington NSWI 10.28; 2. Ambrose Ezenwa NSW 10.29; 3. Patrick Johnson AIS 10.30; 4. Adam Miller AIS 10.33; 5. Daniel Batnan NSWI 10.35; 6. Joshua Ross NSWI 10.35; 7. Nathan Allen QLD 10.46; 8. Tim Williams VIS 10.50; 9. Paul Di Bella QAS 10.53.

100 Metres Under 20

(w:+0.2) 1. Harry Egan NSW 10.79; 2. Brett Robinson NSW 10.81; 3. Brandon Galic ACTA 10.82; 4. Todd Bateman SASI 10.85; 5. Brendan Watt ACTA 10.94; 6. Kieran Nielsen QLD 11.13; 7. Patrick Elliott ACT 11.65.

100 Metres Ambulant

(w:+1.8) 1. Andrew Newell NSWI 11.46; 2. Tim Sullivan VIS 11.54; 3. Evan O'Hanlon NSWI 11.81; 4. Stephen Wilson NSWI 11.84; 5. Paul Hargur QAS 11.92; 6. Johnathan Bernard QAS 12.10; 7. Russell Short VIS 12.76; 8. Ben Hall AIS 13.08.

200 Metres

(w:+2.4) 1. Daniel Batnan NSWI 20.29; 2. Ambrose Ezenwa NSW 20.59; 3. Adam Miller AIS 20.72; 4. Kristopher Neofytou NSWI 21.16; 5. Shem Hollands NSW 21.30; 6. Lane Harrison VIC 21.47.

200 Metres Ambulant

(w:+0.1) 1. Heath Francis AIS 22.28; 2. Andrew Newell NSWI 23.11; 3. Tim Sullivan VIS 23.50; 4. Michael Armstrong ACTA 23.93; 5. Tim Matthews VIS 24.09; 6. Stephen Wilson NSW 24.41; 7. Johnathan Bernard QAS 24.51; 8. Ben Hall AIS 26.21.

400 Metres A Race

1. Clinton Hill NSWI 45.06; 2. Sean Wroe VIS 45.35; 3. Chris Troode WAIS 45.42; 4. Mark Ormrod SASI 45.73; 5. Paul Pearce QLD 46.05; 6. David Geddes NSWI 46.67; 7. Ben Offerens WAIS 53.42.

400 Metres B Race

1. Jarret Titcombe NSW 46.29; 2. James Gurr NSW 46.53; 3. Rowan O'Dell VIC 47.24; 4. Jayd Cowley NSW 48.07; 5. Simon Evans ACT 48.35; 6. Iain MacFarlane NSW 48.87; 7. James Reynolds NSW 49.37; 8. Jesse Matthews ACT 49.87.

800 Metres A Race

1. Nicholas Bromley NSWI 1:47.65; 2. Werner Botha QAS 1:47.99; 3. Mark Abercomby NSW 1:48.40; 4. Lachlan Renshaw NSW 1:48.88; 5. Andrew Krumins VIC 1:49.80; 6. John-Paul Taylor WA 1:50.02; 7. Tom Richardson NSW 1:50.97; 8. Todd MacDonald NSWI 1:53.20.

800 Metres B Race

1. William Devjak NSW 1:50.58; 2. Matthew Hammond NSW 1:50.93; 3. Ross Ridgewell ACTA 1:51.90; 4. Allister Ross QLD 1:52.29; 5. Brad Woods NSW 2:01.63; 6. Nicholas Toohy QAS 2:01.71.

1500 Metres

1. Mark Fountain VIC 3:41.35; 2. Louis Rowan VIC 3:41.39; 3. Collis Birmingham VIC 3:43.41; 4. Jeremy Raff NSWI 3:43.97; 5. Corey Tucker ACT 3:45.01; 6. Paul Hoffman NSW 3:46.00; 7. Mitchell Kealey QAS 3:47.21; 8. Mark Tucker VIC 3:47.29; 9. Adam Graham QLD 3:47.88; 10. Julian Marsh VIC 3:48.62; 11. Philo Saunders ACT 3:52.55; 12. Tim Norton VIC 3:59.78; William Devjak NSW DQ.

110 Metres Hurdles

(w:+1.3) 1. James Morfimer NZL 13.90; 2. Kyle Vander Kuyp VIS 13.92; 3. Warwick Cregan WA 14.23; 4. Justin Merlino NSWI 14.27; 5. Stuart Anderson QLD 14.35; 6. Duncan Harvey NSW 14.39; 7. Ryan Purcell WAIS 14.45; 8. Mohamad Zeed VIC 14.47.

400 Metres Hurdles

1. Brendan Cole ACT 49.94; 2. Chris Rawlinson GBR 49.97; 3. Matthew Douglas GBR 51.01; 4. Tristan Thomas AIS 51.38; 5. Nic O'Brien NZL 51.45; 6. Peter Bate VIC 52.10; 7. Leigh Bennett NSW 52.79.

3000 Metres Steeplechase

1. Peter Novill QAS 8:38.75; 2. Martin Dent ACTA 8:42.09; 3. Jeffrey Hunt NSW 9:02.62; 4. Scott McTaggart ACT 9:06.92; 5. Jayden Russ QAS 9:13.91; 6. Shane Thiele SA 9:49.11; Grant Schmidlecher VIC DNF; Youcef Abdi NSWI DNF; Richard Jeremiah VIC DNF.

High Jump

1. Nicholas Moroney NSWI 2.18m; 2. Kane Brigg QAS 2.15m; 3. Daniel Lawton NSW 2.15m; 4. Joshua Lodge AIS 2.15m; 5. Tim Forsyth VIC 2.10m; 5. Ewan Haldane VIC 2.10m; 7. Mark Taylor SCCO 2.10m; 8. Liam Zamel-Paez QAS 2.10m; 9. Dean Wood NSW 2.05m.

Pole Vault

1. Dmitri Markov SASI 5.35m; 2. Luke Vedelago WAIS 5.35m; 3. Steve Hooker VIS 5.35m; 4. James Filshie VIC 5.05m; 5. Matt Boyd QAS 4.85m; Joel Pocklington VIC NH; Alex Miroshnichenko QLD NH; Paul Burgess WAIS NH.

Long Jump

1. John Thornell NSWI 8.08m(+1.6); 2. Robert Crowther AIS 7.99m(+1.4); 3. Timothy Parravicini AIS 7.91m(+0.6); 4. Scott Crowe AIS 7.89m(+1.7); 5. Peter Parsons NSW 7.82m(+3.3); 6. Andrew Curtis QLD 7.75m(+1.6); 7. Christopher Noffke QAS 7.74m(+1.9); 8. Robert Stevens VIC 7.64m(+1.6); 9. Joel Noffke QLD 7.59m(+0.7).

Triple Jump

1. Alwyn Jones SASI 16.79m(+0.6); 2. Andrew Murphy NSWI 16.74m(+2.9); 3. Jacob McReynolds AIS 16.56m(+1.7); 4. Michael Perry NSWI 16.48m(+1.1); 5. Alex Stewart NSW 15.86m(+0.9); 6. Marat Safulin SASI 15.72m(+2.6); 7. Daniel Sumpton NSW 14.58m(+1.3).

Shot Put

1. Scott Martin VIS 19.40m; 2. Clay Cross NSWI 18.73m; 3. Christopher Gaviglio QLD 18.46m; 4. Stuart Gyngell NSW 18.26m; 5. Justin Anlezark QAS 17.90m; 6. Rhys Jones QAS 17.46m.

Hammer Throw

1. Stuart Rendell AIS 75.23m; 2. Darren Billett SASI 63.89m; 3. Justin McDonald VIC 63.81m; 4. Mark Dickson NSW 63.72m; 5. Jon Harwood NSW 54.44m.

Javelin Throw

1. Oliver Dzubak WAIS 80.62m; 2. Stuart Farquhar NZL 77.76m; 3. William Hamlyn-Harris NSWI 76.66m; 4. Joshua Robinson QAS 73.02m; 5. Jarrod Bannister VIC 72.06m; 6. Ben Baker NSW 69.55m; 7. Brett Castle VIC 69.10m; 8. Chris Jessup NSW 64.87m.

Mixed Shot Put Seated

1. Hamish MacDonald AIS 10.53m; 2. Greg Hibberd ACTA 9.70m; 3. Frederic Periac ACTA 9.38m; 4. Rod Farr SASI 8.66m; 5. Louise Ellery ACTA 5.39m.

TELSTRA A-SERIES MEETS (CONTINUED)

TELSTRA A-SERIES – BRISBANE

Queensland Sport & Athletics Centre

Nathan, Queensland

March 3, 2006

WOMEN

100 Metres

(w:-2.4) 1. Sally McLellan QAS 11.80; 2. Laura Turner ENG 11.85; 3. Cydonie Mothersill CAY 11.92; 4. Bronwyn Thompson QAS 12.03; 5. Anyika Onoura ENG 12.03; 6. Tania Van-Heer Murphy SA 12.08; 7. Danielle Browning JAM 12.16; 8. Melanie Kleeberg QAS 12.17; 9. Mae Koime PNG 12.19; 10. Freya Carey NSWIS 12.30.

100 Metres Local

(w:-0.3) 1. Rebecca Negus QLD 12.18; 2. Teoa Wail PNG 12.43; 3. Pip Kehoe QLD 12.73; 4. Megan Clarkson QLD 12.77; 5. Olivia Scott TAS 13.04; 6. Claire Ridley QLD 13.13; 7. Rebecca Robinson QLD 13.21.

400 Metres

1. Christine Ouroughu ENG 52.60; 2. Caitlin Willis QAS 52.97; 3. Rosemary Hayward NSWIS 53.18; 4. Annabelle Smith NSWIS 54.30; 5. Kristyn Mackrell QLD 57.78; Sandie Richards JAM DNF.

800 Metres

1. Susan Scott SCO 2:03.60; 2. Erica Sigmont VIC 2:04.15; 3. Suzy Walsham NSWIS 2:04.94; 4. Carmen Douma-Hussar CAN 2:05.29; 5. Libby Allen VIC 2:06.54; 6. Hayley Owens SCO 2:07.41; 7. Katherine Katsanevakis US 2:07.47; 8. Aimee Teteris CAN 2:12.52; Julian Clay USA DNF.

1500 Metres

1. Sarah Jamieson VIS 4:05.18; 2. Lisa Corrigan ACTAS 4:11.42; 3. Joanna Anker ENG 4:21.21; 4. Tina Brown ENG 4:21.75; 5. Madeline Heiner NSWIS 4:23.23; 6. Natalie Harvey ENG 4:30.38; Erica Sigmont VIC DNF; Rebecca Forlong NZL DNF.

100 Metres Hurdles

(w:0.0) 1. Brigitte Foster JAM 13.23; 2. Sally McLellan QAS 13.33; 3. Jessica Zelinka CAN 13.52; 4. Fiona Cullinan QAS 14.03; 5. Moh Steh WEI 14.18; 6. Sarah Cowley NZL 14.74; 7. Kassy-dee Hill QLD 14.88; 8. Jess Gulli VIS 15.18.

400 Metres Hurdles

1. Jana Pittman VIS 54.49; 2. Nicola Sanders ENG 55.93; 3. Lee McConnell SCO 58.14; 4. Lauren Boden ACTAS 58.59; 5. Sonia Brito VIC 59.75; 6. Sian Scott ENG 60.59.

5000 Metres Walk

1. Jane Saville NSWIS 21:48.58; 2. Natalie Saville NSWIS 21:56.97; 3. Cheryl Webb NSWIS 22:04.39; 4. Claire Woods ACTAS 22:44.93; 5. Michelle French AIS 22:52.68; 6. Lisa Grant NSWIS 23:14.35; 7. Claire Bock QLD 23:52.40.

4 x 100 Metres Relay Under 13

1. Kookaburras 55.72; 2. Lions 56.49; 3. Crocodiles 57.49; 4. Emus 59.27; 5. Cheetahs 59.28; 6. Eagles 61.42.

4 x 100 Metres Relay Under 15

1. Lions 52.62; 2. Kookaburras 54.52; 3. Crocodiles 55.71; 4. Cheetahs 56.70; 5. Emus 56.75; 6. Eagles 62.46.

Triple Jump

1. Jeanette Bowles VIC 12.84m(+1.7); 2. Linda Allen QLD 12.57m(+0.9); 3. Tracey Barnett QLD 12.37m(+1.1); 4. Liz Murphy QLD 11.53m(+2.4).

Discus Throw

1. Dani Samuels NSWIS 54.22m; 2. Monique Nacso QAS 52.20m; 3. Kelly Humphries QLD 38.14m; 4. Renae Ward QLD 36.48m.

Javelin Throw

1. Goldie Sayers ENG 56.30m; 2. Kathryn Mitchell VIS 53.92m; 3. Kimberley Mickle WAIS 52.97m; 4. Rosemary Hooper VIC 51.05m; 5. Serafina Akeli SAM 50.12m; 6. Jessica Zelinka CAN 39.47m; 7. Sarah Cowley NZL 29.44m.

MEN

100 Metres

Division 1: (w:-1.2) 1. Marlon Devonish ENG 10.60; 2. Ainsley Vaughn JAM 10.73; 3. Adam Miller AIS 10.76; 4. James Dolphin NZL 10.84; 5. Adam Dart QLD 10.92; 6. Kareem Streele Thompson CAY 10.95; 7. Winston Smith JAM 11.02; 8. Chris Donaldson NZL 11.03. **Division 2:** (w:-2.2) 1. Patrick Johnson AIS 10.53; 2. Christian Malcolm WAL 10.59; 3. Joshua Ross NSWIS 10.60; 4. Daniel Batman AIS 10.61; 5. Mark Lewis-Francis ENG 10.62; 6. Matthew Shirvington NSWIS 10.63; 7. Michael Frater JAM 10.66; 8. Ambrose Ezenwa NSW 10.80; 9. Jacey Harper TRI 10.86.

100 Metres Local

Division 1: (w:-1.0) 1. Nathan Carr QLD 11.36; 2. Aaron Downes QLD 11.43; 3. Jared Gaunt QLD 11.51; 4. Chris Hickey QLD 11.53; 5. Matt McEwen QAS 11.74; 6. Jonathan Bernard QAS 12.44; 7. Paul Harpur QLD 12.49. **Division 2:** (w:-0.4) 1. Delai Jone FIJ 10.94; 2. Wally Kuuk PNG 10.98; 3. Ben Henry PNG 11.09; 4. Matt Davies QLD 11.15; 5. Kieran Nielson QLD 11.43; 6. Posenadee Rubasinghe QLD 11.58.

200 Metres

(w:-1.6) 1. Christian Malcolm WAL 20.97; 2. Adam Miller AIS 21.39; 3. Jacey Harper TRI 21.78.

400 Metres

1. Clinton Hill NSWIS 45.28; 2. John Steffens WAIS 45.36; 3. Ato Modibo TRI 45.60; 4. Robert Tobin ENG 46.14; 5. Sean Wroe VIS 46.23; 6. Avarad Moncur BAH 46.58; 7. Andrew Steele ENG 46.76; 7. Mark Ormond SASI 46.76.

400 Metres Local

1. Niko Verekuaiti QLD 47.70; 2. Dylan Grant QLD 48.35; 3. Ilesia Namosimaiva QLD 48.88; 4. Foy Wagawadovu QLD 49.32; 5. Tyson Smith QLD 49.95; 6. Fabian Niulali QLD 51.18.

800 Metres

1. James McIlroy NIR 1:48.09; 2. Jason Stewart NZL 1:48.37; 3. Gary Reed CAN 1:49.14; 4. Ross Ridgeway ACTAS 1:49.55; 5. Lachlan Renshaw NSW 1:49.79; 6. Gareth Hyett NZL 1:51.24; 7. Adrian Blincoe NZL 1:51.87; 8. Nick Toohey QLD 1:52.02; 9. Nicholas Bromley NSWIS 1:56.64; Alister Ross QLD DNF.

1500 Metres

1. Nick McCormick ENG 3:43.33; 2. Paul Hambllyn NZL 3:43.33; 3. Youcef Abdi NSWIS 3:43.42; 4. Lee Merrion GUR 3:48.27; 5. Daniel Vogeli SUI 3:50.57; 6. Reid Coolseel CAN 3:51.79; 7. Adam Graham QLD 3:56.12; 8. Philo Saunders ACT 3:56.87; Nick Hudson QLD DNF.

110 Metres Hurdles

(w:0.0) 1. Chris Baillie SCO 13.85; 2. Andy Turner ENG 13.86; 3. Charles Allen CAN 13.88; 4. Dave Hughes ENG 14.09; 5. Damien Greaves ENG 14.12; 6. Allan Scott SCO 14.14; 7. Kyle Vander Kuyp VIS 14.19; 8. Gregory Eyears NSWIS 14.46; 9. Stuart Anderson QLD 14.52; Maurice Smith JAM DNF.

400 Metres Hurdles

1. Kerrel Thompson JAM 49.24; 2. Brendan Cole ACT 50.19; 3. Tristan Thomas AIS 51.12; 4. Elliott Wood NSWIS 51.56; 5. Matthew Douglas ENG 51.78; 6. Mowen Boino PNG 52.37; Andrew Yong QLD DNF.

4 x 100 Metres Relay Under 13

1. Crocodiles 55.15; 2. Cheetahs 58.20; 3. Kookaburras 58.46; 4. Lions 58.49; 5. Emus 58.81; 6. Eagles 59.01.

4 x 100 Metres Relay Under 15

1. Lions 48.52; 2. Eagles 49.83; 3. Crocodiles 50.30; 4. Kookaburras 50.33; 5. Cheetahs 52.43; 6. Emus 54.19; Kangaroos DNF.

High Jump

1. Nicholas Moroney NSWIS 2.13m; 2. Mark Taylor NSW 2.13m; 3. Kane Brigg QAS 2.11m; 4. Joshua Heap QLD 2.00m; 5. Michael Hamlyn-Harris NSW 2.00m; 6. Brent Newdick NZL 1.90m; Matt McEwen QAS NH.

Triple Jump

1. Philipps Idowu ENG 16.55m(+1.6); 2. Andrew Murphy NSWIS 16.30m(+3.3); 3. Gavin Manoharan QLD 13.80m(+2.4); 5. Robert Crowther AIS 13.91m(+0.7); Chris Noffke QAS 13.57m(+1.4).

Shot Put

1. Scott Martin VIS 19.71m; 2. Clay Cross NSWIS 17.36m; 4. Brent Newdick NZL 12.82m; 5. Matthew Cherry QLD 14.69m; Matt McEwen QAS 13.09m.

TELSTRA A-SERIES MEETS (CONTINUED)

Hammer Throw

1. Stuart Rendell AIS 75.86m; 2. James Steacy CAN 75.32m; 3. Justin McDonald VIC 65.80m; 4. Bob Wagner QLD 48.24m.

Mixed 1 Mile Handicap

1. Adrian Plummer QLD 5:28.67; 2. Andrew Barralet QLD 5:29.95; 3. Sapalia Yao QLD 5:32.21; 4. Jayden Russ QLD 5:37.15; 5. Camilla Andersgrove QLD 5:37.40; 6. Ryan Issac QLD 5:37.51; 7. Sarah O'Dwyer-Mazur QLD 5:40.04; 8. Jye Thomas QLD 5:41.26; 9. Salome Dell PNG 5:42.77; 10. Brittany McGowan QLD 5:42.98; 11. Ben Macky QLD 5:43.33; 12. Kara Hoopman QLD 5:43.57; 13. Lee Berry QLD 5:45.14; 14. Nathan McCubbery QLD 5:46.04; 15. Caitlin McBean QLD 5:50.72; 16. Grace Ashburn QLD 5:59.51; 17. Andre Lyon QLD 6:33.09.

TELSTRA A-SERIES – MELBOURNE

IAAF World Athletics Tour

Olympic Park

Melbourne, Victoria

March 9, 2006

WOMEN

100 Metres

(w:-1.1) 1. Sheri-Ann Brooks JAM 11.63; 2. Laura Turner ENG 11.73; 3. Geraldine Pillay RSA 11.74; 4. Anyika Onuora ENG 11.76; 5. Anna Boyle NIR 11.81; 6. Tania Van-Heer Murphy SA 11.85; 7. Mercy Nku NGR 11.98; 8. Preya Carey NSW 12.02; 9. Jane Dike NGR 12.20.

100 Metres Ambulant

(w:-2.2) 1. Katrina Webb AIS 14.84; 2. Beverley Jones WAL 15.15; 3. Katherine Proudfoot NSW 15.15; 4. Charlotte Saville VIC 16.54.

200 Metres

(w:-0.8) 1. Gydione Mothershill CAY 23.09; 2. Sheri-Ann Brooks JAM 23.24; 3. Melanie Kleeberg QAS 23.85; 4. Crystal Attenborough NT 24.03; 5. Lauren Hewitt VIC 24.31; 6. Donna Fraser ENG 24.36.

400 Metres

1. Christine Oluhuruogu ENG 51.21; 2. Esti Wittstock RSA 52.16; 3. Tamsyn Lewis VIS 52.50; 4. Rosemary Hayward NSW 52.98; 5. Caitlin Willis QAS 53.10; 6. Jaimee Lee Hoebbergen NSW 53.60; 7. Kim Wall ENG 54.08; 8. Elizabeth Amolofa GHA 58.00.

800 Metres

1. Susan Scott SCO 2:01.51; 2. Diane Cummins CAN 2:01.95; 3. Jemma Simpson ENG 2:02.82; 4. Hayley Tullett WAL 2:03.29; 5. Libby Allen VIC 2:03.77; 6. Kate Vermeulen CAN 2:04.26; 7. Erica Sigmont VIC 2:05.48; 8. Grace Ebor NGR 2:06.45; 9. Julian Clay USA 2:11.15; 10. Aimee Teteris CAN DQ.

1500 Metres

1. Carmen Douma CAN 4:10.65; 2. Suzy Walsham NSW 4:10.87; 3. Courtney Babcock CAN 4:11.00; 4. Lebogang Phalula RSA 4:12.34; 5. Hayley Owens SCO 4:12.81; 6. Hilary Stellingwerf CAN 4:13.13; 7. Lisa Dobrisky ENG 4:13.43; 8. Malindi Elmore CAN 4:16.16; 9. Dina Lebo Phalula RSA 4:19.55; 10. Marlene Breytenbach RSA 4:21.23.

3000 Metres

1. Donna MacFarlane TAS 8:50.65; 2. Eloise Wellings NSW 8:51.56; 3. Kate Mclroy NZL 8:53.10; 4. Melissa Rollison QLD 8:54.86; 5. Victoria Mitchell VIC 8:58.42; 6. Anna Thompson VIS 8:58.93; 7. Benita Johnson VIS 8:59.80; 8. Joanna Anker ENG 9:06.76; 9. Tina Brown ENG 9:10.54; 10. Lisa Jane Weightman VIC 9:24.43; 11. Susan Michelsson VIC 9:37.69; 12. Kate Seibold-Crosbie VIC 9:46.5h; Kate Pedley TAS DNF.

100 Metres Hurdles

(w:-2.4) 1. Brigitte Foster JAM 13.28; 2. Angela Whyte CAN 13.40; 3. Sally McLellan QAS 13.57; 4. Julie Pratt ENG 14.08; 5. Fiona Cullen QAS 14.25; 6. Joy Digma NGR 14.34; 7. Moh Siew Weh MAS 14.41; Jessica Zelinka CAN DNF.

400 Metres Hurdles

1. Tasha Danvers Smith ENG 55.92; 2. Lee McConnell SCO 56.16; 3. Noraseela Khalid MAS 57.59; 4. Tawa Dorch CAN 58.17; 5. Lauren Boden ACTA 58.46; 6. Sian Scott ENG 59.43; 7. Evie Maguire VIC 61.28.

4 x 100 Metres Relay

1. Australia A (Sally McLellan, Melanie Kleeberg, Lauren Hewitt, Crystal Attenborough) 44.04; 2. England (Diane Allighreen, Kim Wall, Laura Turner Anyika Onuora) 44.45; Australia B (Preya Carey, Tania Van-Heer Murphy, Fiona Cullen, Katie Chivers) DQ.

High Jump

1. Ellen Pettitt WAIS 1.91m; 2. Anika Smit RSA 1.91m; 3. Angela McKee NZL 1.85m; 3. Claire Mallett NSW 1.85m; 5. Nicole Forrester CAN 1.85m; 6. Julie Crane ENG 1.85m; 7. Petrina Price NSW 1.80m; 8. Julia Bennett ENG 1.75m.

Pole Vault

1. Kym Howe WAIS 4.50m; 2. Tatiana Grigorieva QAS 4.30m; 3. Stephanie McCann CAN 4.20m; 4. Vicky Parnov WAIS 4.20m; 5. Melina Hamilton NZL 4.20m; 6. Samsu Rosinda MAS 4.10m; 7. Ellie Spain ENG 3.85m; Kelsie Hendry CAN NH.

Long Jump

1. Bronwyn Thompson QAS 6.91m(+1.5); 2. Kerrie Taurima AIS 6.74m(+2.4); 3. Jade Johnson ENG 6.49m(+0.7); 4. Chantal Brunner NZL 6.47m(0.0); 5. Sarah Cowley NZL 5.97m(+2.8); 6. Rosina Amenbede GHA 5.44m(+0.7).

Shot Put

1. Valerie Viti NZL 19.13m; 2. Ana Po'uhila TGA 16.27m; 3. Marli Knoetze RSA 15.74m; 4. Jo Duncan ENG 15.36m; 5. Julie Dunkley ENG 15.03m; 6. Rebecca Wardell NZL 12.63m.

Hammer Throw

1. Brooke Krueger-Billet SASI 68.61m; 2. Jennifer Joyce CAN 66.06m; 3. Shirley Webb SCO 64.76m; 4. Karyne Di Marco NSW 64.41m; 5. Gabrielle Neighbour VIC 61.77m; 6. Lesley Brannan WAL 59.86m.

MEN

100 Metres

Division 1: (w:-0.6) 1. Ainsley Waugh JAM 10.40; 2. Uchenna Emedolou NGR 10.44; 3. Darren Campbell ENG 10.44; 4. Adam Miller AIS 10.48; 5. Jaysuma Saïdy Ndure GAM 10.56; 6. Kareem Streete Thompson CAY 10.73; 7. Chris Donaldson NZL 10.77; 8. Winston Smith JAM 10.87; 9. Agyeman Clement GHA 10.98. **Division 2:** (w:-1.2) 1. Asafa Powell JAM 10.29; 2. Darrel Brown TRI 10.34; 3. Joshua Ross NSW 10.41; 4. Marc Burns TRI 10.42; 5. Michael Frater JAM 10.53; 6. Jason Gardener ENG 10.56; 7. Ambrose Ezenwa NSW 10.62; 8. Christian Malcolm WAL 10.64; 9. Pierre Browne CAN 10.68.

100 Metres Ambulant

(w:-1.2) 1. Heath Francis AIS 11.28; 2. Tim Sullivan VIS 11.82; 3. Paul Harpur QAS 12.16; 4. Jonathan Bernard QAS 12.20; 5. Matthew Brown VIC 13.57; 6. Matt Cartwright VIC 13.98; 7. Martin Fruin VIC 14.61.

200 Metres

(w:-0.4) 1. Uchenna Emedolou NGR 20.63; 2. Daniel Batman AIS 20.64; 3. Jaysuma Saïdy Ndure GAM 20.72; 4. Darren Campbell ENG 20.81; 5. James Dolphin NZL 20.98; 6. Seth Amoah GHA 20.99; 7. Jacey Harper TRI 21.34; 8. Dion Crabbe BWI 21.87.

200 Metres Ambulant

(w:-0.5) 1. Heath Francis AIS 22.87; 2. Tim Sullivan VIS 23.87; 3. Jonathan Bernard QAS 24.36; 4. Ian Speed VIC 25.24; 5. Matt Cartwright VIC 28.12; 6. Matthew Brown VIC 28.71; 7. Martin Fruin VIC 30.69.

400 Metres A Race

1. James Godday NGR 45.65; 2. Ato Modibo TRI 45.72; 3. Clinton Hill NSW 45.75; 4. Avarad Moncur BAH 46.04; 5. Robert Tobin ENG 46.07; 6. Sean Wroe VIC 46.53; 7. Mark Ormrod SASI 47.11.

400 Metres B Race

1. Martyn Rooney ENG 46.01; 2. Andrew Steele ENG 46.54; 3. Dale Garland GUR 46.68; 4. Saul Weigopwa NGR 46.70; 5. Thomas Mumbemi KEN 47.02; 6. Bola Lawal NGR 47.50; 7. Damien Barry TRI 47.74.

TELSTRA A-SERIES MEETS (CONTINUED)

800 Metres

1. Cosmo Rano KEN 1:46.81; 2. Gary Reed CAN 1:47.25; 3. Nick Willis NZL 1:47.40; 4. Nicholas Bromley NSW 1:47.43; 5. Jason Stewart NZL 1:47.71; 6. Lachlan Renshaw NSW 1:48.08; 7. Sheridan Kirk TRI 1:48.32; 8. Ismael Kombich KEN 1:48.51; 9. Achef Tadiji CAN 1:49.21; 10. David Gill CAN 1:49.88.

1 Mile

1. Andrew Baddeley ENG 4:00.69; 2. Kevin Sullivan CAN 4:01.18; 3. Nate Brennan CAN 4:01.81; 4. Paul Hamblin NZL 4:02.02; 5. James Thie WAL 4:03.15; 6. Jeremy Roff NSW 4:03.41; 7. Callis Birmingham VIC 4:04.01; 8. Jonathan Kamen KEN 4:05.57; 9. Lee Merrien GUR 4:05.95; Tim Norton VIC DNF.

2000 Metres

1. Craig Moltram VIS 4:50.76; 2. Nick McCormick ENG 4:57.39; 3. Adrian Blincoe NZL 4:59.09; 4. Mohamad Farah ENG 5:06.34; 5. Matthew Kerr CAN 5:07.09; 6. Ruben Ramolefi RSA 5:08.05; 7. Louis Rowan VIC 5:08.44; 8. Jukka Keskiola FIN 5:08.76; 9. Michael Aish NZL 5:08.97; 10. Adam Bowden ENG 5:09.18; 11. Reid Coolsaet CAN 5:09.77; 12. Stuart Stokes ENG 5:10.90; Paul Hoffman NSW DNF.

110 Metres Hurdles

(w:0.9) 1. Chris Baillie SCO 13.77; 2. Andrew Turner ENG 13.79; 3. David Hughes ENG 13.85; 4. Damien Greaves ENG 13.91; 5. Charles Allen CAN 14.08; 6. James Mortimer NZL 14.10; 7. Kyle Vander Kuyp VIS 14.21; 8. Shaun Bownes RSA 14.24; 9. Gregory Eyears NSW 14.35.

400 Metres Hurdles

1. Kemel Thompson JAM 48.59; 2. Louis Van Zyl RSA 49.35; 3. Matt Elias WAL 49.50; 4. Brendan Cole ACT 49.83; 5. Rhys Williams WAL 50.11; 6. Tristan Thomas AIS 50.12; 7. Chris Rawlinson ENG 50.35; 8. Elliott Wood NSW 50.83.

5000 Metres Walk

1. Nathan Deakes AIS 18:45.19; 2. Luke Adams NSW 19:01.73; 3. Adam Rutter AIS 19:36.30; 4. Michael McCaugh AIS 19:54.60; 5. Duane Cousins VIS 20:08.22; 6. Christopher Erickson VIC 20:35.40; 7. Dominic King ENG 21:20.86; 8. Tony Sargisson NZL 21:38.72; 9. Steve Partington IOM 21:46.76; 10. Frank Bertel VIC 21:48.71; Daniel King ENG DQ.

4 x 100 Metres Relay

1. JAM 'A' (Michael Frater Ainsley Waugh Winston Smith Asafa Powell) 38.72; 2. AUS 'A' (Daniel Batman Joshua Ross Adam Miller Ambrose Ezenwa) 39.11; 3. NZL 'A' (Chris Donaldson David Falleall James Dolphin James Mortimer) 39.27; 4. ENG 'A' (Jason Gardener Damien Greaves Andrew Turner Darren Campbell) 39.47; 5. CAN 'A' (Hank Palmer Pierre Browne Nathan Taylor Emmanuel Parris) 39.85; 6. GHA 'A' (Seth Amoo Robert Motey Ayegeman Clement Justin Duij) 41.03.

Pole Vault

1. Steve Hooker VIS 5.60m; 2. Steven Lewis ENG 5.50m; 3. Dmitri Markov SASI 5.50m; 4. Nick Buckfield ENG 5.35m; Matt Boyd QAS NH.

Long Jump

1. Timothy Parravicini AIS 8.07m (+0.7); 2. Greg Rutherford ENG 8.06m (+1.5); 3. Martin McClintock RSA 7.97m (+2.0); 4. Yaw Fosu-Amoah RSA 7.87m (+1.4); 5. Phillips Idowu ENG 7.78m (+2.5); 6. Robert Crowther AIS 7.60m (+1.4); 7. Peter Parsons NSW 7.57m (+2.8); 8. Darren Ritchie SCO 7.52m (+2.2); 9. John Thornell NSW 7.47m (+1.3).

Discus Throw

1. Hannies Hopley RSA 61.13m; 2. Benn Harradine VIS 59.76m; 3. Scott Martin VIS 59.61m; 4. Dariusz Slowik CAN 58.39m; 5. Emeka Udechuku ENG 58.38m; 6. Aaron Neighbour VIC 57.17m; 7. Graham Hicks TIS 54.02m; 8. Maurice Smith JAM 48.78m; 9. Brent Newdick NZL 41.01m.

Javelin Throw

1. Stuart Farquhar NZL 74.95m; 2. Scott Russell CAN 73.48m; 3. Jarrod Bannister VIC 72.14m; 4. Robert Coosthuizen RSA 71.27m; 5. David Parker ENG 68.37m; 6. Maurice Smith JAM 58.39m.

Mixed 400 Metres Wheelchair

1. Richard Nicholson ACTA 50.1; 2. Richard Colman VIS 50.12; 3. Chantal Petticlerc CAN 55.48; 4. Eliza Stankovic VIS 56.59; 5. Angela Ballard NSW 60.26; 6. Tracey Ferguson CAN 63.43; 7. Shelley Woods ENG 64.53; 8. Lachlan Jones VIS 68.12.

Mixed 1500 Metres Wheelchair

1. Richard Colman VIS 3:20.48; 2. Richard Nicholson ACTA 3:27.48; 3. Eliza Stankovic VIS 3:44.08; 4. Diane Roy CAN 3:48.48; 5. Christie Dawes NSW 3:53.65; 6. Angela Ballard NSW 4:01.14; 7. Shelley Woods ENG 4:01.19; 8. Ian Rohde ACTA 4:01.24; 9. Xavier Elsworth VIC 4:01.80.

TELSTRA ZATOPEK CLASSIC

Olympic Park

Melbourne, Victoria

December 14, 2006

WOMEN

100 Yards

(w:-1.7) 1. Jess Gulli VIC 11.43; 2. Katie Chivers VIC 11.62; 3. Evgeniya Averina VIC 11.70; 4. Kimberley Meagher VIC 11.88; 5. Rita Azzopardi VIC 11.89.

800 Metres

1. Tamsyn Lewis VIC 2:05.10; 2. Madeleine Pope VIC 2:05.38; 3. Holly Noack SA 2:09.62; 4. Alicia Bromley NSW 2:10.57; 5. Lara Nicod NSW 2:11.33; 6. Nicole Perry TAS 2:11.50; 7. Anneli Uys VIC 2:15.55; 8. Renee Vandenberg NSW 2:16.94; Cara White VIC DNF.

1500 Metres

1. Lisa Corrigan ACT 4:14.66; 2. Chloe Tighe NSW 4:25.93; 3. Melissa Duncan VIC 4:26.38; 4. Anna Worland VIC 4:27.07; 5. Jessica Gilliland QLD 4:27.20; 6. Claire Doyle NSW 4:31.24; 7. Sarah Loffs WA 4:32.69; 8. Kate Seibold-Crosbie VIC 4:38.49; Narelle Bardsley VIC DNF; Kayla McKnight VIC DNF.

3000 Metres Under 20

1. Lexy Gilmore NSW 9:37.64; 2. Genevieve LaCaze QLD 9:38.74; 3. Rachel Green VIC 9:39.39; 4. Fiona Nash VIC 9:41.24; 5. Linden Hall VIC 9:42.37; 6. Bridie Delaney NSW 9:43.80; 7. Elise Clayton VIC 9:46.92; 8. Samantha Carberry VIC 9:51.73; 9. Libby Clarke TAS 10:01.17; 10. Katherine Conder NSW 10:13.47; Jennifer Conder NSW DNF.

10,000 Metres (2007 Australian Championship)

1. Jessica Ruthe NZL 33:04.52; 2. Lisa Jane Weightman VIC 33:25.90; 3. Lauren Shelley WAIS 33:59.61; 4. Kristy Willis SA 34:29.83; 5. Eliza Stewart NSW 34:36.79; 6. Jennifer Gillard TAS 35:29.39; 7. Robyn Millard VIC 36:18.28; 8. Jenny Truscott NSW 36:20.90; 9. Sarah Grahame VIC 36:55.57; 10. Lisa Dick VIC 37:07.88; 11. Greta Truscott NSW 37:16.63; Sarah Salmon ACT DNF.

10,000 Metres

(2007 Under 23 Australian Championship)

1. Eliza Stewart NSW 34:36.79.

4 x 100 Metres Relay Schools Under 20

1. CAULFIELD GRAMMAR SCHOOL 'A' (Claire Cutler, Kelly Hetherington, Emma Bellenger, Pip Karoly) 50.05; 2. STAR OF THE SEA 'A' (Alex Kiploks, Morgan Bennetts, Amy Shipper, Lia lacearina) 50.25; 3. THE PENINSULA SCHOOL 'A' (Jay Besanko, Nicole Beverton, Georgia Fanning, Alana Bevtorn) 50.79; 4. WESLEY COLLEGE 'A' (Penelope Mitchell, Sally Naylor, Caitlin Probert, Madison Sztrefek) 54.56.

Pole Vault

1. Jacinta Lynn VIC 4.00m; 2. Irie Hill VIC 3.90m; 3. Rosanna Ditton VIC 3.80m; 4. Simone Carre VIC 3.50m.

Triple Jump

1. Jeanette Bowles VIC 12.61m (w:1.8); 2. Tracey Barnett QLD 12.30m (w:1.6); 3. Carmen Miller TAS 12.16m (w: 0.8); 4. Emma Knight VIC 12.13m (w:1.4).

Javelin Throw

1. Kimberley Mickle WAIS 53.77m; 2. Laura Cornford NSWIS 52.60m; 3. Kathryn Mitchell VIS 48.01m; 4. Bianca Maurer VIC 43.20m; 5. Kira Ambry VIC 42.10m.

MEN

100 Yards

(w:-0.9) 1. Patrick Johnson AIS 9.72; 2. Daniel Batman AIS 9.83; 3. Aaron Rouge-Serret VIC 9.85; 4. Tim Williams VIS 10.05; 5. Josh Ross VIC 10.23; 6. Sani Bioh VIC 10.29; 7. Lane Harrison VIC 10.34; 8. Chris Touhy VIC 10.44.

400 Metres

1. Sean Wroe VIS 46.15; 2. Casey Vincent AIS 46.86; 3. Cory Innes NZL 47.09; 4. Mark Ormrod AIS 47.32; 5. Nicholas O'Brien NZL 47.60; 6. Sam Crosswell TAS 47.82; 7. Chris Kangaris VIC 48.89.

TELSTRA A-SERIES MEETS (CONTINUED)

800 Metres

1. Nick Bramley NSWIS 1:50.23; 2. Jeffrey Riseley VIC 1:50.44; 3. Werner Botha NSW 1:51.21; 4. Joshua Schmidt VIC 1:51.71; 5. Will Devjak NSW 1:52.48; 6. Simon Fitzpatrick VIC 1:52.64; 7. Navin Arunasalam VIC 1:52.71; 8. Craig Huffer VIC 1:54.27.

1500 Metres

1. Bradley Woods NSW 3:40.44; 2. Collis Birmingham VIS 3:41.60; 3. Paul Hoffman NSW 3:41.97; 4. Jeremy Raff NSWIS 3:42.26; 5. Grant Page TAS 3:44.78; 6. Philo Saunders ACT 3:45.70; 7. Daniel Clark VIC 3:49.29; 8. Brett Halls VIC 3:52.93; 9. Richard Welsh TAS 3:58.52; 10. Julian Kuppler VIC 4:00.91; Matt Griffin VIC DNF.

3000 Metres Under 20 A Race

1. Mitch Frey VIC 8:17.97; 2. James Matthews NSW 8:19.17; 3. Ryan Gregson NSW 8:19.94; 4. Sam Crowther VIC 8:23.25; 5. Brenton Rowe VIC 8:23.41; 6. Matthew Bayley VIC 8:25.33; 7. Terefe Ejiqun NZL 8:26.18; 8. Benjamin Ashkettle VIC 8:27.75; 9. Matthew Caloe VIC 8:30.75; 10. Chris Hamer VIC 8:31.75; 11. Courtney Carter WA 8:40.59; 12. James Nipperess NSW 8:56.10; Damian Nugent VIC DNF.

3000 Metres Under 20 B Race

1. Stephen Kelly VIC 8:30.84; 2. Dan Wallis NZL 8:31.67; 3. Richard Everest SA 8:34.25; 4. Kane Wille VIC 8:36.91; 5. Tyson Poppstone VIC 8:40.03; 6. Tim Morrison SA 8:40.23; 7. Ashley Watson VIC 8:46.13; 8. Ryan Mathews VIC 8:50.53; 9. Shannon Delaney NSW 8:51.30; 10. Julian Harris VIC 8:57.84; 11. Duer Yoa VIC 8:59.81; 12. Ryan Christian VIC 9:10.61; 13. Rohan Lindsay-Johns VIC 9:20.22; 14. Troy Duncan VIC 9:20.88; 15. Stephen McCullough VIC 9:26.56; Rubin Arunasalam VIC DNF.

10,000 Metres (2007 Australian Championship)

1. Galen Rupp USA 28:28.18; 2. Bret Schoolmeester USA 28:46.26; 3. Lee Troop VIS 28:53.31; 4. David McNeill VIC 29:05.32; 5. Kim Gillard TAS 29:11.49; 6. Russell Dessoix-Chin NSW 29:15.59; 7. Michael Chettle VIC 29:22.61; 8. David Ruschena VIC 29:25.61; 9. Jason Woolhouse NZL 29:32.08; 10. Jeffrey Hunt NSW 29:32.24; 11. Liam Adams VIC 29:35.58; 12. Rees Buck ACT 29:48.99; 13. Erwin McRae ACT 29:49.41;

14. Anthony Haber ACT 29:51.01; 15. Scott McTaggart ACT 29:52.60; 16. Brian Livingstone QLD 29:57.54; 17. Andrew White VIC 30:02.35; 18. Matthew McDonough VIC 30:14.94; 19. Scott Rantall VIC 30:17.09; 20. Ryan Jackson VIC 31:23.59; 21. Linton Gloster VIC 32:06.16; Youcef Abdi NSWIS DNF; Mark Tucker VIC DNF.

10,000 Metres

(2007 Under 23 Australian Championship)

1. Galen Rupp USA 28:28.18; 2. Bret Schoolmeester USA 28:46.26; 3. David McNeill VIC 29:05.32; 4. Liam Adams VIC 29:35.58; 5. Andrew White VIC 30:02.35.

3000 Metres Steeplechase

1. Peter Nowill QAS 8:30.20; 2. Martin Dent ACTAS 8:34.74; 3. Michael Hosking ACT 9:15.79; 4. Julian Lennon WA 9:17.07; 5. Daniel Horner VIC 9:37.42.

4 x 100 Metres Relay Schools Under 20

1. THE PENINSULA SCHOOL 'A' (Ben Weaver, Tim Scarpella, Michael Bolton, Matt Carter) 43.47;
2. CAULFIELD GRAMMAR SCHOOL 'A' (Ashley Barton, Lachlan Mennie, John Nicholas, Aaron Rouge-Serret) 43.90; 3. ST KEVINS 'A' (Patrick McCarthy, Brent Smith, Michael Landers, James Tomouridis) 44.81;
4. MELBOURNE GRAMMAR SCHOOL 'A' (Oliver Wurm, Andrew Giam, Nathan Carr, Alex Richards) 44.84; 5. WESLEY COLLEGE 'A' (Raymond Koh, Aris Zimaris, Nicholas Taylor, Scott Dowsing) 47.35.

Discus Throw

1. Aaron Neighbour VIC 56.76m; 2. Tim Driesen AIS 55.73m; 3. Graham Hicks TIS 54.71m; 4. Martin Duriska VIC 46.57m.

2006 RESULTS

PERFORMANCES OF AUSTRALIAN ATHLETES IN INTERNATIONAL COMPETITION

PERFORMANCES OF AUSTRALIAN ATHLETES IN INTERNATIONAL COMPETITION

EKIDENS

INTERNATIONAL BEIJING EKIDEN

China

April 9, 2006

WOMEN

| Leg | | | | Time |
|------------|-------------------|-----|--|-------|
| 1. 5km | Eloise Wellings | NSW | | 16:00 |
| 2. 10km | Victoria Mitchell | VIC | | 33:56 |
| 3. 5km | Tiffany Bonasera | NSW | | 16:43 |
| 4. 10km | Anna Thompson | VIC | | 33:00 |
| 5. 5km | Emma Rilen | NSW | | 16:27 |
| 6. 7.195km | Melissa Rollison | QLD | | 24:31 |

Winner China 2:16:43/Australian Team 3rd 2:20:37

MEN

Australian Team 4th 2:09:30 (individual results not available)

David Byrne NSW

Brett Cartwright SA

Shaun Creighton VIC

Martin Dent ACT

Russell Dessaix-Chin NSW

Jeremy Roff NSW

Team Manager/Physiotherapist: Rob O'Donnell VIC, Coach: Shaun Creighton VIC

18TH INTERNATIONAL CHIBA EKIDEN

Japan

November 23, 2006

WOMEN

| Leg | | | | Individual time | Place | Team time | Place |
|---------------|---------------------|-----|--|--------------------|-------|--------------|-------|
| 1. 5km | Lisa Corrigan | ACT | | 15:42 | 5th | 15:42 | 5th |
| 2. 10km | Anna Thompson | VIC | | 32:52 | 6th | 48:34 | 6th |
| 3. 5km | Clare Geraghty | QLD | | 18:43 | 14th | 1:07:17 | 11th |
| 4. 10km | Lauren Shelley | WA | | 34:15 | 7th | 1:41:32 | 11th |
| 5. 5km | Belinda Wilsner | NSW | | 17:48 | 12th | 1:59:20 | 12th |
| 6. 7.195km | Lisa-Jane Weightman | VIC | | 24:14 | 5th | 2:23:34 | 11th |
| Reserve 5000m | Eliza Stewart | NSW | | 16:32.11 | 2nd | | |

Winner Kenya 2:13:35/Australian Team 11th 2:23:34

MEN

| Leg | | | | Individual time | Place | Team time | Place |
|---------------|-------------------|-----|--|--------------------|-------|--------------|-------|
| 1. 5km | Collis Birmingham | VIC | | 13:33 | 4th | 13:33 | 4th |
| 2. 10km | Lee Troop | VIC | | 28:50 | 5th | 42:23 | 4th |
| 3. 5km | Michael Shelley | QLD | | 14:08 | 4th | 56:31 | 5th |
| 4. 10km | Brett Cartwright | ACT | | 30:12 | 7th | 1:26:43 | 5th |
| 5. 5km | Liam Adams | VIC | | 14:56 | 7th | 1:41:39 | 5th |
| 6. 7.195km | Martin Dent | ACT | | 21:34 | 7th | 2:03:13 | 5th |
| Reserve 5000m | Erwin McRae | ACT | | 14:25.07 | 4th | | |

Winner Kenya 1:57:58/Australian Team 5th 2:03:13

Team Manager: Tim O'Shaughnessy VIC, Coach: Nicky Frey VIC, Physiotherapist: Stan Garland SA

MARATHONS & ROAD RACES

22ND WORLD MOUNTAIN RUNNING TROPHY

Bursa, Turkey

September 10, 2006

Women 8549m (83 finishers)

| | | | |
|-----------------|-----|-------|------|
| Anna Thompson | VIC | 51:08 | 15th |
| Emma Murray | ACT | 54:52 | 43rd |
| Jessamy Hosking | ACT | 56:32 | 53rd |
| Cindy King | NSW | 56:53 | 55th |

Winner USA 35 points/Australian Team 10th 111 points

Men 12,090m (149 finishers)

| | | | |
|-----------------|-----|---------|-------|
| Ben du Bois | NSW | 1:01:22 | 29th |
| Scott McTaggart | ACT | 1:02:26 | 39th |
| Barry Keem | NSW | 1:05:23 | 70th |
| Stephen Brown | NSW | 1:06:41 | 85th |
| Stuart Doyle | ACT | 1:08:51 | 101st |

Winner Eritrea 37 points/Australian Team 11th 223 points

Junior Men 8549m (75 finishers)

| | | | |
|------------------|-----|-------|------|
| Ryan Gregson | NSW | 48:13 | 24th |
| David Mainwaring | NSW | 48:50 | 30th |
| Dominic Perry | NSW | 53:44 | 58th |

Winner Eritrea 9 points/Australian Team 10th 112 points

Team Manager: Barry Keem NSW, Assistant Manager: Steve Gregson NSW

PERFORMANCES OF AUSTRALIAN ATHLETES IN INTERNATIONAL COMPETITION (CONTINUED)

IAU 100KM WORLD CUP

Misari, Seoul, Korea

October 8, 2006

Women (63 runners)

| | | | |
|----------------------|-----|---------|------|
| Sandra Timmer-Arends | VIC | 9:13:28 | 30th |
| Viviane Kartsounis | NSW | 9:24:34 | 33rd |
| Julie Hooper-Childs | VIC | 9:35:31 | 36th |

Winner Italy 23:24:30/Australian Team 7th 28:13:33

Men (256 runners)

| | | | |
|------------------|-----|---------|------|
| Jonathan Blake | NSW | 7:05:54 | 13th |
| Darren Benson | NSW | 7:17:35 | 23rd |
| Michael Wheatley | VIC | 7:47:27 | 27th |
| Simon Phillips | TAS | 9:46:34 | 74th |

Winner Russia 20:18:11/Australian Team 6th 22:10:56

Team Captain: Michael Wheatley VIC

1ST IAAF WORLD ROAD RUNNING CHAMPIONSHIPS

DEBRECEN, HUNGARY

October 8, 2006

Women 20km (57 finishers)

| | | | |
|---------------------|-----|---------|------|
| Anna Thompson | VIC | 1:07:23 | 18th |
| Lisa-Jane Weightman | VIC | 1:10:51 | 37th |
| Lauren Shelley | WA | 1:12:22 | 44th |

Men 20km (79 finishers)

| | | | |
|-------------|-----|---------|------|
| Martin Dent | ACT | 1:01:15 | 45th |
|-------------|-----|---------|------|

CROSS COUNTRY

34TH IAAF WORLD CROSS COUNTRY CHAMPIONSHIPS

Fukuoka, Japan

April 1-2, 2006

Women Long (98 finishers)

| | | | |
|-----------------|-----|-------|------|
| Benita Johnson | QLD | 25:43 | 4th |
| Eloise Wellings | NSW | 26:46 | 22nd |

| | | | |
|-------------------|-----|-------|------|
| Anna Thompson | VIC | 26:54 | 27th |
| Victoria Mitchell | VIC | 27:12 | 34th |
| Emma Rilen | NSW | 27:49 | 54th |
| Susan Michelsson | VIC | 29:01 | 75th |

Winner Ethiopia 16 points/Australian Team 4th 87 points

Women Short (91 finishers)

| | | | |
|--------------------------|-----|-------|------|
| Benita Johnson | QLD | 12:55 | 4th |
| Melissa Rollison | QLD | 13:11 | 11th |
| Anna Thompson | VIC | 13:27 | 25th |
| Donna Tyberek-MacFarlane | TAS | 13:34 | 29th |
| Victoria Mitchell | VIC | 13:36 | 33rd |
| Eloise Wellings | NSW | 13:41 | 39th |

Winner Ethiopia 25 points/Australian Team 3rd 69 points

Women Junior (76 finishers)

| | | | |
|-----------------|-----|-------|------|
| Madeline Heiner | NSW | 20:39 | 18th |
| Lucy Starrat | NSW | 21:21 | 36th |
| Lara Tamssett | NSW | 21:40 | 43rd |
| Rachel Green | VIC | 22:40 | 64th |
| Sarah Grahame | VIC | 23:28 | 72nd |

Winner Kenya 10 points/Australian Team 9th 161 points

Men Long (132 finishers)

| | | | |
|----------------------|-----|-------|-------|
| Martin Dent | NSW | 37:36 | 45th |
| Brett Cartwright | SA | 37:52 | 54th |
| Russell Dessaix-Chin | NSW | 40:17 | 112th |
| David Ruschena | VIC | 41:05 | 121st |
| Craig Mottram | VIC | DNS | |

Winner Kenya 24 points/Australian Team 14th 332 points

Men Short (126 finishers)

| | | | |
|--------------------|-----|-------|------|
| Craig Mottram | VIC | 11:10 | 11th |
| Martin Dent | NSW | 11:28 | 42nd |
| Jeremy Roff | NSW | 11:35 | 58th |
| David Byrne | NSW | 11:59 | 87th |
| Alastair Stevenson | QLD | 12:04 | 93rd |

Winner Kenya 21 points/Australian Team 11th 198 points

Team Manager: Shaun Creighton VIC
Assistant Manager/Coach: Liz Miller NSW
Physiotherapist: Rob O'Donnell VIC

PERFORMANCES OF AUSTRALIAN ATHLETES
IN INTERNATIONAL COMPETITION (CONTINUED)

TRACK & FIELD

COMMONWEALTH GAMES

MELBOURNE CRICKET GROUND

Victoria, Australia

March 19-25, 2006

MEN

| | | | |
|----------------------------|----------------|-------|---|
| Youcef Abdi (NSW) | 3000m Steeple | 11/14 | 11th 9:02.22 |
| Luke Adams (NSW) | 20km Walk | 2/10 | 2nd 1:21:38 |
| Richard Allan (QLD) | Decathlon | 6/11 | 6th 7367pts (11.03(+0.1), 7.09m(+4.1), 12.63m, 1.90m, 49.98, 15.19(+0.1), 44.89m, 4.50m, 55.86m, 5:15.26) |
| Jarrold Bannister (QLD) | Javelin Throw | 6/13 | 6th 78.06m |
| Daniel Batman (NSW) | 200 metres | 11/63 | Ht6 1st 20.86(-0.6); QF3 2nd 20.74(+0.2); SF1 6th 20.90(+1.0) |
| | 4 x 100 metres | | Ht3 2nd 38.57; Final DNF |
| Kane Brigg (QLD) | High Jump | 16/20 | Qual 2.05m DNF |
| Nicholas Bromley (NSW) | 800 metres | 6/19 | Ht2 2nd 1:47.74; Final 6th 1:50.45 |
| Paul Burgess (WA) | Pole Vault | 7/7 | NH |
| Brendan Cole (VIC) | 400m Hurdles | 5/22 | Ht3 2nd 49.85; SF2 4th 49.36; Final 5th 49.41 |
| Duane Cousins (VIC) | 50km Walk | 10/10 | DQ |
| Clay Cross (NSW) | Shot Put | 6/15 | Qual 17.84m; Final 6th 18.44m |
| Nathan Deakes (VIC) | 20km Walk | 1/10 | 1st 1:19:55 |
| | 50km Walk | 1/10 | 1st 3:42:53 |
| Martin Dent (NSW) | 3000m Steeple | 4/14 | 4th 8:28.98 |
| Jason Dudley (QLD) | Decathlon | 3/11 | 3rd 8001pts (11.40(-1.9), 7.27m(+0.6), 14.73m, 2.02m, 49.86, 14.71(+0.1), 50.10m, 4.50m, 69.27m, 5:03.82) |
| Oliver Dziubak (WA) | Javelin Throw | 3/13 | 3rd 79.89m |
| Christopher Erickson (VIC) | 50km Walk | 3/10 | 3rd 3:58:22 |
| Gregory Eyears (NSW) | 110m Hurdles | 13/20 | Ht3 4th 14.00 |
| Ambrose Ezenwa (NSW/NGR) | 100 metres | 14/60 | Ht8 3rd 10.53(+1.2); QF2 3rd 10.47 (-0.4); SF1 8th 10.50(-0.6) |
| | 200 metres | 13/63 | Ht3 4th 21.10(+2.1); QF2 4th 20.87 (-0.6); SF2 7th 20.97(+1.7) |

| | | | |
|-----------------------------|----------------|-------|---|
| | 4 x 100 metres | | Ht3 2nd 38.57; Final DNF (Heat only) |
| Mark Fountain (VIC) | 1500 metres | 3/22 | Ht2 2nd 3:38.31; Final 3rd 3:39.33 |
| William Hamlyn-Harris (NSW) | Javelin Throw | 2/13 | 2nd 79.89m |
| Benn Harrodine (NSW) | Discus Throw | 8/16 | Qual 59.70m; Final 8th 58.87m |
| Clinton Hill (NSW) | 400 metres | 14/51 | Ht4 2nd 46.18; SF3 5th 45.86 |
| | 4 x 400 metres | | Ht2 1st 3:03.04; Final 1st 3:00.93 |
| Steven Hooker (VIC) | Pole Vault | 1/7 | 1st 5.80m |
| Patrick Johnson (ACT) | 100 metres | 6/60 | Ht7 1st 10.50(+1.9); QF1 2nd 10.33(+0.3); SF2 3rd 10.26(+0.2); Final 6th 10.26(+0.9) |
| | 200 metres | 4/63 | Ht2 1st 20.74(+0.7); QF4 1st 20.64 (-0.5); SF1 3rd 20.63(+1.0); Final 4th 20.59(+0.5) |
| | 4 x 100 metres | | Ht3 2nd 38.57; Final DNF (Final only) |
| Alwyn Jones (SA) | Triple Jump | 3/12 | 3rd 16.75m(+0.4) |
| Fabrice Lapierre (NSW) | Long Jump | 3/19 | Qual 7.92m(-0.7); Final 3rd 8.10m(-0.1) |
| Andrew Letherby (QLD) | Marathon | 5/17 | 5th 2:17:11 |
| Dmitri Markov (SA) | Pole Vault | 2/7 | 2nd 5.60m |
| Scott Martin (VIC) | Shot Put | 3/15 | Qual 19.64m; Final 3rd 19.48m |
| | Discus Throw | 1/16 | Qual 60.63m; Final 1st 63.48m |
| Matthew McEwen (QLD) | Decathlon | 7/11 | 7th 7277pts (11.18(+0.1), 6.67m(-0.2), 14.42m, 1.90m, 51.08, 15.07(+0.1), 40.37m, 4.50m, 57.42m, 5:07.89) |
| Adam Miller (NSW) | 4 x 100 metres | | Ht3 2nd 38.57; Final DNF |
| Nick Moroney (NSW) | High Jump | 5/20 | Qual 2.15m; Final =5th 2.20m |
| Craig Mottram (VIC) | 1500 metres | 9/22 | Ht2 1st 3:38.02; Final 9th 3:44.37 |
| | 5000 metres | 2/19 | 2nd 12:58.19 |
| Andrew Murphy (NSW) | Triple Jump | 4/12 | 4th 16.70m(+0.7) |
| Shane Nankervis (VIC) | Marathon | 7/17 | 7th 2:19:15 |
| Aaron Neighbour (VIC) | Discus Throw | 11/16 | Qual 57.34m; Final 11th 49.61m |
| Peter Nowill (QLD) | 3000m Steeple | 6/14 | 6th 8:30.59 |
| Mark Ormrod (SA) | 4 x 400 metres | | Ht2 1st 3:03.04; Final 1st 3:00.93 |
| Tim Parravicini (QLD) | Long Jump | 7/19 | Qual 7.81m(+1.6); Final 7th 7.91m(+0.6) |
| Michael Perry (NSW) | Triple Jump | 9/12 | 9th 16.24m(+1.1) |
| Stuart Rendell (ACT) | Hammer Throw | 1/13 | 1st 77.53m |
| Jeremy Roff (NSW) | 1500 metres | 8/22 | Ht1 6th 3:42.04; Final 8th 3:41.50 |
| Joshua Ross (NSW) | 100 metres | 9/60 | Ht5 2nd 10.36(+1.3); QF4 3rd 10.23(+1.8); SF1 5th 10.28(-0.6) |

PERFORMANCES OF AUSTRALIAN ATHLETES
IN INTERNATIONAL COMPETITION (CONTINUED)

| | | | |
|---------------------------|----------------|-------|---|
| | 4 x 100 metres | | HI3 2nd 38.57; Final DNF (Heat only) |
| Louis Rowan (VIC) | 5000 metres | 18/19 | 18th 14:40.07 |
| Matthew Shirvington (NSW) | 4 x 100 metres | | HI3 2nd 38.57; Final DNF (Final only) |
| John Steffensen (WA) | 400 metres | 1/51 | HI5 1st 45.87; SF2 1st 45.05; Final 1st 44.73 |
| | 4 x 400 metres | | HI2 1st 3:03.04; Final 1st 3:00.93 (Final only) |
| Jared Tallent (VIC) | 20km Walk | 3/10 | 3rd 1:23:32 |
| Tristan Thomas (TAS) | 400m Hurdles | 1/22 | HI1 3rd 49.88; SF1 5th 50.56 |
| John Thornell (NSW) | Long Jump | 5/19 | Qual 7.83m(+0.8); Final 5th 7.98m(+0.8) |
| Christopher Troode (WA) | 4 x 400 metres | | HI2 1st 3:03.04; Final 1st 3:00.93 |
| Kyle Vander-Kuyp (VIC) | 110m Hurdles | 15/20 | HI2 5th 14.22(+1.4) |
| Scott Westcott (NSW) | Marathon | 4/17 | 4th 2:16:32 |
| Elliatt Wood (NSW) | 400m Hurdles | 22/22 | HI2 5th 54.55 |
| Sean Wroe (VIC) | 400 metres | 21/51 | HI6 4th 46.17; SF1 8th 46.47 |
| | 4 x 400 metres | | HI2 1st 3:03.04; Final 1st 3:00.93 (Heat only) |
| Team | 4 x 100 metres | 8/20 | HI3 2nd 38.57; Final DNF |
| | 4 x 400 metres | 1/14 | HI2 1st 3:03.04; Final 1st 3:00.93 |

WOMEN

| | | | |
|--------------------------------|----------------|-------|---|
| Libby Allen (VIC) | 800 metres | 14/27 | HI2 4th 2:04.97; SF1 8th 2:05.43 |
| Crystal Attenborough (NT) | 200 metres | 10/26 | HI3 3rd 23.64(-0.2); SF2 5th 23.88(-0.5) |
| | 4 x 100 metres | | 3rd 44.25 |
| Brooke Billett (Krueger) (SA) | Hammer Throw | 1/12 | 1st 67.90m |
| Lauren Boden (ACT) | 400m Hurdles | 9/13 | HI2 5th 57.77 |
| Jeanette Bowles (VIC) | Triple Jump | 6/9 | 6th 13.23m(-0.5) |
| Sonia Brito (VIC) | 400m Hurdles | 7/13 | HI1 4th 57.37; Final 7th 57.23 |
| Lisa Corrigan (NSW) | 1500 metres | 12/18 | HI2 2nd 4:11.21; Final 12th 4:15.05 |
| Fiona Cullen (QLD) | 100m Hurdles | 5/11 | HI2 3rd 13:35(+0.9); Final 5th 13.31 (-0.3) |
| Kayne di Marco (Perkins) (NSW) | Hammer Throw | 4/12 | 4th 62.23m |
| Tatiana Grigorieva (SA) | Pole Vault | 2/15 | Qual 4.10m; 2nd 4.35m |
| Rosemary Hayward (NSW) | 400 metres | 8/33 | HI2 3rd 52.90; SF1 3rd 52.47; Final 8th 52.81 |
| | 4 x 400 metres | | 1st 3:28.66 |
| Lauren Hewitt (VIC) | 4 x 100 metres | | 3rd 44.25 |

| | | | |
|----------------------------------|----------------|-------|---|
| Jaimee-Lee Hoeborgen (NSW) | 400 metres | 18/33 | HI1 4th 53.12; SF2 7th 53.26 |
| Rosemary Hooper (VIC) | Javelin Throw | 8/12 | 8th 52.46m |
| Kym Howe (WA) | Pole Vault | 1/15 | Qual 4.20m; 1st 4.62m |
| Jane Jamieson (NSW) | Heptathlon | 12/12 | DNF (14.23(+0.5), 1.82m, 13.31m, 26.63(+0.6), 5.75m(-1.8), 45.98m, DNS) |
| Sarah Jamieson (VIC) | 1500 metres | 2/18 | HI2 4th 4:11.85; Final 2nd 4:06.64 |
| | 5000 metres | 5/11 | 5th 15:02.90 |
| Benita Johnson (Willis) (QLD) | 10000 metres | 4/10 | 4th 31:58.08 |
| Melanie Kleeberg (QLD) | 200 metres | 12/26 | HI4 3rd 23.51(-0.5); SF1 6th 23.96(+0.3) |
| | 4 x 100 metres | | 3rd 44.25 |
| Tamsyn Lewis (VIC) | 400 metres | 13/33 | HI5 2nd 53.21; SF3 4th 52.88 |
| | 4 x 400 metres | | 1st 3:28.66 |
| Donna MacFarlane (Tyberek) (TAS) | 3000m Steeple | 3/15 | 3rd 9:25.05 |
| Claire Mallett (NSW) | High Jump | 6/13 | =6th 1.83m |
| Keryn McCann (Hindmarsh) (NSW) | Marathon | 1/23 | 1st 2:30:54 |
| Sally McLellan (QLD) | 100 metres | 7/34 | HI1 1st 11.51(0.0); SF1 2nd 11.36(+1.4); Final 7th 11.50(+0.2) |
| | 100m Hurdles | 8/11 | HI1 3rd 13.02(+1.0); Final DSQ |
| | 4 x 100 metres | | 3rd 44.25 |
| Kimberly Mickle (WA) | Javelin Throw | 4/12 | 4th 58.18m |
| Kathryn Mitchell (VIC) | Javelin Throw | 6/12 | 6th 55.22m |
| Victoria Mitchell (VIC) | 3000m Steeple | 4/15 | 4th 9:34.24 |
| Lisa Morrison (VIC) | Long Jump | 12/20 | Qual 6.31m(-0.8); Final 12th 6.12m(+0.3) |
| Monique Nacsas (QLD) | Discus Throw | 10/14 | 10th 53.00m |
| Gabrielle Neighbour (VIC) | Hammer Throw | 7/12 | 7th 61.55m |
| Victoria Parnov (WA) | Pole Vault | 6/15 | Qual 4.10m; 6th 4.25m |
| Ellen Pettitt (WA) | High Jump | 6/13 | =6th 1.83m |
| Jana Pittman (NSW) | 400m Hurdles | 1/13 | HI2 1st 55.06; Final 1st 53.82 |
| | 4 x 400 metres | | 1st 3:28.66 |
| Petrina Price (NSW) | High Jump | 9/13 | =9th 1.78m |
| Melissa Rollison (QLD) | 3000m Steeple | 2/15 | 2nd 9:24.29 |
| Dani Samuels (NSW) | Shot Put | 12/12 | 12th 14.91m |
| | Discus Throw | 3/14 | 3rd 59.44m |
| Jane Saville (NSW) | 20km Walk | 1/9 | 1st 1:32:46 |
| Natalie Saville (NSW) | 20km Walk | 2/9 | 2nd 1:33:33 |
| Lauren Shelley (WA) | Marathon | 8/23 | 8th 2:39:13 |
| Erica Sigmont (VIC) | 800 metres | 19/27 | HI1 3rd 2:05.37 |
| Kate Smyth (VIC) | Marathon | 7/23 | 7th 2:38:30 |
| Kerrie Taurima (Perkins) (ACT) | Long Jump | 2/20 | Qual 6.48m(-0.2); Final 2nd 6.57m(+1.4) |

PERFORMANCES OF AUSTRALIAN ATHLETES IN INTERNATIONAL COMPETITION (CONTINUED)

| | | | |
|---------------------------------|----------------|-------|---|
| Anna Thompson (VIC) | 10,000 metres | 5/10 | 5th 32:27.74 |
| Bronwyn Thompson (QLD) | Long Jump | 1/20 | Qual 6.71m(-0.4); Final 1st 6.97m(+1.9) |
| Suzanne Walsham (NSW) | 800 metres | 12/27 | Ht5 3rd 2:04.00; SF2 6th 2:04.02 |
| | 1500 metres | 6/18 | Ht1 4th 4:10.38; Final 6th 4:08.42 |
| Cheryl Webb (NSW) | 20km Walk | 3/9 | 3rd 1:36.03 |
| Eloise Wellings (Poppett) (NSW) | 5000 metres | 4/11 | 4th 15:00.69 |
| Kylie Wheeler (WA) | Heptathlon | 2/12 | 2nd 6,396pts (13.63(+2.0), 1.82m, 13.04m, 24.46(+0.9), 6.52m(0.0), 37.88m, 2:10.62) |
| Caitlin Willis (QLD) | 4 x 400 metres | | 1st 3:28.66 |
| Team | 4 x 100 metres | 3/6 | 3rd 44.25 |
| | 4 x 400 metres | 1/8 | 1st 3:28.66 |

Overall Position: 1 (441pts)

Team Leader: Max Binnington VIC

Section Manager: Geoff Rowe VIC

Assistant Managers: Scott Goodman ACT, Kerry Johnson QLD

Administration Officer: David Tarbotton VIC

Coaching Coordinator: Tudor Bidder ACT

Coaches: Shaun Creighton VIC (Distance - in stadium), Andrew Dawes NSW (EAD),

Iryna Dvoskina ACT (EAD), Lyn Foreman WA (Combined Events/Hurdles),

Penny Gillies NSW (Hurdles/Relays), Paul Hallam NSW (Sprints/Relays),

Craig Hilliard ACT (Jumps), Susan Hobson ACT (Distance - out of stadium),

Brett Jones QLD (EAD), Cliff Mallett QLD (Sprints/Relays), Alison O'Riordan ACT (EAD),

Tim O'Shaughnessy VIC (Distance), Alex Parnow WA (Pole Vault),

Gus Puopolo VIC (Throws), Grant Ward WA (Combined Events)

Doctors: Tim Barbour VIC, Karen Holzer VIC

Physiotherapists: Brent Kirkbride NSW (Coordinator), Andrew Lambert VIC, Shane Lemcke QLD

Massage Therapists: Malcolm Calcutt WA, Vince Cavallo VIC, Bruno Rizzo QLD, Rebecca Swain SA

11TH IAAF WORLD JUNIOR CHAMPIONSHIPS IN ATHLETICS

Beijing, China

August 15-20, 2006

MEN

| | | | |
|--------------------------|----------------|-------|------------------------------|
| Benjamin Ashkettle (VIC) | 3000m Steeple | 31/34 | Ht2 17th 9:33.86 |
| Todd Bateman (SA) | 100 metres | 24/80 | Ht5 3rd 10.62(+1.5); SF1 DNS |
| Matthew Boyd (QLD) | Pole Vault | 20/28 | Qual 5.00m DNQ |
| Kane Brigg (QLD) | High Jump | 11/36 | Qual 2.18m; Final 11th 2.10m |
| Alexander Bubner (SA) | 400 metres | 22/50 | Ht3 3rd 47.46; SF2 7th 47.43 |
| | 4 x 400 metres | | Ht1 DQ |

| | | | |
|--------------------------|----------------|-------|--|
| Nathan Burgess (VIC) | Javelin Throw | 15/34 | Qual 68.12m DNQ |
| Robert Crowther (QLD) | Long Jump | 1/24 | Qual 7.61m(-1.0); Final 1st 8.00m(+0.3) |
| Emanuele Fuamatu (NSW) | Shot Put | 22/31 | Qual 17.97m DNQ |
| Brandon Galic (ACT) | 4 x 100 metres | | Ht1 3rd 40.11 |
| Tristan Garrett (NSW) | 4 x 400 metres | | Ht1 DQ |
| Adam Graham (QLD) | 1500 metres | 32/35 | Ht2 11th 4:00.32 |
| Dylan Grant (QLD) | 400 metres | 21/50 | Ht8 3rd 47.40; SF3 8th 47.41 |
| | 4 x 400 metres | | Ht1 DQ |
| Kurt Mulcahy (NSW) | 200 metres | 13/61 | Ht2 1st 21.26(-1.1); SF1 6th 21.42(-1.0) |
| | 4 x 100 metres | | Ht1 3rd 40.11 |
| Christopher Noffke (QLD) | Long Jump | 15/24 | Qual 7.41m(-1.3) DNQ |
| Lachlan Renshaw (NSW) | 800 metres | 10/44 | Ht5 2nd 1:47.00; SF2 3rd 1:48.26 |
| | 4 x 400 metres | | Ht1 DQ |
| Aaron Rouge-Serret (VIC) | 100 metres | 10/80 | Ht3 1st 10.43(+0.9); SF3 4th 10.57(-0.9) |
| | 4 x 100 metres | | Ht1 3rd 40.11 |
| Lachlan Stanton (QLD) | 110m Hurdles | 15/41 | Ht3 5th 14.00(0.0); SF3 6th 14.02(-0.4) |
| Joe Stevens (QLD) | Shot Put | 11/31 | Qual 18.61m; Final 11th 18.21m |
| Nick Toohy (QLD) | 800 metres | 28/44 | Ht3 6th 1:51.30 |
| Aaron Vanderent (NSW) | 200 metres | 61/61 | Ht3 DNF |
| Andrew Welch (QLD) | Discus Throw | | Qual 55.58m; Final 11th 54.14m |
| Andrew Yong (QLD) | 400m Hurdles | 11/39 | Ht4 5th 52.42; SF2 5th 51.91 |
| | 4 x 100 metres | | Ht1 3rd 40.11 |
| Liam Zamel-Paez (QLD) | High Jump | 9/36 | Qual 2.18m; Final =9th 2.15m |
| Team | 4 x 100 metres | 10/22 | Ht1 3rd 40.11 |
| | 4 x 400 metres | 21/21 | Ht1 DQ |

WOMEN

| | | | |
|--------------------------|----------------|-------|---|
| Linda Allen (QLD) | Triple Jump | 9/26 | Qual 12.99m(-0.5); Final 9th 12.94m(+0.6) |
| Angeline Blackburn (ACT) | 400 metres | 15/38 | Ht5 4th 54.76; SF3 5th 54.03 |
| | 4 x 100 metres | | Ht3 DNF |
| | 4 x 400 metres | | Ht2 7th 3:40.90 |
| Lauren Boden (ACT) | 400m Hurdles | 12/30 | Ht1 2nd 57.95; SF1 7th 58.05 |
| | 4 x 400 metres | | Ht2 7th 3:40.90 |
| Zoe Buckman (ACT) | 800 metres | 9/37 | Ht1 4th 2:09.02; SF3 4th 2:05.60 |
| | 1500 metres | 11/28 | Ht3 5th 4:20.24; Final 11th 4:20.59 |
| Jacqueline Davies (QLD) | 400 metres | 28/38 | Ht4 6th 56.13 |
| | 4 x 400 metres | | Ht2 7th 3:40.90 |
| Sarah Grahame (VIC) | 3000m Steeple | 20/36 | Ht1 9th 10:42.08 |
| Jessica Gulli (VIC) | 4 x 100 metres | | Ht3 DNF |
| Tanya Holliday (SA) | 10000m Walk | 25/25 | DQ |

PERFORMANCES OF AUSTRALIAN ATHLETES IN INTERNATIONAL COMPETITION (CONTINUED)

| | | | |
|------------------------|----------------|-------|--|
| Tara Holt (NSW) | 100m Hurdles | 37/41 | H1 7th 14.50(+1.1) |
| Suzie Knight (VIC) | 4 x 400 metres | | H12 7th 3:40.90 |
| Kate Leitch (QLD) | 100 metres | 35/63 | H15 5th 11.97(+1.1) |
| | 200 metres | 40/51 | H13 6th 25.00(-0.9) |
| | 4 x 100 metres | | H13 DNF |
| Charmaine Lucock (QLD) | Pole Vault | 13/25 | Qual 3.90m DNQ |
| Victoria Parnov (WA) | Pole Vault | 3/25 | Qual 4.00m; Final 3rd 4.20m |
| Zoe Pelbart (NSW) | Javelin Throw | 21/23 | Qual 43.60m DNQ |
| Dani Samuels (NSW) | Shot Put | 7/29 | Qual 15.96m; Final 7th 15.71m |
| | Discus Throw | 1/27 | Qual 57.67m; Final 1st 60.63m |
| Lucy Starrat (NSW) | 3000 metres | 15/16 | 15th 9:45.22 |
| Lara Tamsett (NSW) | 3000 metres | 11/16 | 11th 9:25.13 |
| Annabel Thomson (NSW) | Discus Throw | 24/27 | Qual 42.32m DNQ |
| | Javelin Throw | 15/23 | Qual 46.51m DNQ |
| Laura Verlinden (NSW) | 100 metres | 29/63 | H12 3rd 11.88(+0.4) |
| | 200 metres | 22/51 | H14 4th 24.41(-0.1); SF1 8th 25.02(-2.8) |
| | 4 x 100 metres | | H13 DNF |
| Megan Wheatley (WA) | Heptathlon | 16/23 | 16th 5151pts (14.46(-0.8), 1.56m, 12.04m, 25.29(-0.1), 5.50m(-0.7), 32.37m, 2:21.61) |
| Team | 4 x 100 metres | 21/21 | H13 DNF |
| | 4 x 400 metres | 10/14 | H12 7th 3:40.90 |

Team Manager: Glynis Nunn-Cearns QLD
 Assistant Manager: Sara Mulkearns VIC
 Coaching Coordinator: Robert Medlicott NSW
 Coaches: Nicole Boegman-Stewart NSW, Nick Bowden VIC, Lindsay Burgoyne VIC,
 Brett Green QLD, Aaron Holt NSW, Denis Knowles NSW, Jodi Lambert WA, Brad Marshall QLD
 Doctor: Tim Barbour VIC
 Physiotherapists: Liz Molloy VIC, Kylie Robertson NSW
 Massage Therapist: Brad Foster NSW

10TH IAAF WORLD CUP IN ATHLETICS

Athens, Greece

September 16-17, 2006

(Australia competed as part of Oceania)

MEN

| | | | |
|---------------------|----------------|-----|-------------|
| Youcef Abdi (NSW) | 3000m Steeple | 5/9 | 5th 8:36.13 |
| Daniel Batman (NSW) | 4 x 100 metres | | 6th 39.48 |

| | | | |
|--------------------------|----------------|-----|-----------------------------|
| | 4 x 400 metres | | 8th 3:05.54 (Ran 2nd 46.9) |
| Ambrose Ezenwa (NSW/NGR) | 4 x 100 metres | | 6th 39.48 |
| Clinton Hill (NSW) | 400 metres | 8/9 | 8th 46.41 |
| | 4 x 400 metres | | 8th 3:05.54 (Ran 3rd 45.50) |
| Steven Hooker (VIC) | Pole Vault | 1/9 | 1st 5.80m |
| Patrick Johnson (ACT) | 100 metres | 8/9 | 8th 10.28(+1.1) |
| | 200 metres | 5/9 | 5th 20.52(+0.1) |
| | 4 x 100 metres | | 6th 39.48 |
| Alwyn Jones (SA) | Triple Jump | 8/9 | 8th 16.42m(0.0) |
| Fabrice Lapierre (NSW) | Long Jump | 8/9 | 8th 7.58m(+1.1) |
| Scott Martin (VIC) | Shot Put | 4/9 | 4th 20.25m |
| | Discus Throw | 5/9 | 5th 60.93m |
| Craig Mottram (VIC) | 3000 metres | 1/9 | 1st 7:32.19 |
| Stuart Rendell (ACT) | Hammer Throw | 8/9 | 8th 71.99m |
| Aaron Rouge-Serret (VIC) | 4 x 100 metres | | 6th 39.48 |
| Tristan Thomas (TAS) | 400m Hurdles | 7/9 | 7th 50.00 |
| | 4 x 400 metres | | 8th 3:05.54 (Ran 1st 47.1) |
| Sean Wroe (VIC) | 4 x 400 metres | | 8th 3:05.54 (Ran 4th 46.01) |
| Liam Zamel-Paez (QLD) | High Jump | 8/9 | 8th 2.05m |
| Team | 4 x 100 metres | 6/9 | 6th 39.48 |
| | 4 x 400 metres | 8/9 | 8th 3:05.54 |

Men's Team Position: 8 (78pts)

WOMEN

| | | | |
|-------------------------------|----------------|-----|-----------------------------|
| Libby Allen (VIC) | 800 metres | 9/9 | 9th 2:07.31 |
| Linda Allen (QLD) | Triple Jump | 9/9 | 9th 12.95m(+0.5) |
| Brooke Billett (Krueger) (SA) | Hammer Throw | 7/9 | 7th 65.92m |
| Angeline Blackburn (ACT) | 4 x 400 metres | | 8th 3:36.36 (Ran 3rd 54.14) |
| Lauren Boden (ACT) | 400m Hurdles | 9/9 | 9th 58.22 |
| Preya Carey (NSW) | 4 x 100 metres | | 5th 44.26 |
| Fiona Cullen (QLD) | 4 x 100 metres | | 5th 44.26 |
| Rosemary Hayward (NSW) | 400 metres | 9/9 | 9th 54.01 |
| | 4 x 400 metres | | 8th 3:36.36 (Ran 1st 54.3) |
| Kym Howe (WA) | Pole Vault | 9/9 | No Height |
| Rebecca Irwin (NSW) | 4 x 400 metres | | 8th 3:36.36 (Ran 4th 53.80) |
| Sarah Jamieson (VIC) | 1500 metres | 3/9 | 3rd 4:02.82 |
| Melanie Kleeberg (QLD) | 200 metres | 9/9 | 9th 23.86(-0.2) |
| | 4 x 100 metres | | 5th 44.26 |

| | | | |
|----------------------|----------------|-----|-----------------|
| Sally McLellan (QLD) | 100 metres | 8/9 | 8th 11.44(+0.1) |
| | 100m Hurdles | 4/9 | 4th 12.95(-0.6) |
| | 4 x 100 metres | | 5th 44.26 |

PERFORMANCES OF AUSTRALIAN ATHLETES
IN INTERNATIONAL COMPETITION (CONTINUED)

| | | | |
|---------------------------------|----------------|-----|----------------------------|
| Kimberly Mickle (WA) | Javelin Throw | 5/9 | 5th 58.52m |
| Victoria Mitchell (VIC) | 3000m Steeple | 4/9 | 4th 9:36.34 |
| Dani Samuels (NSW) | Discus Throw | 6/9 | 6th 59.68m |
| Bronwyn Thompson (QLD) | Long Jump | 4/9 | 4th 6.63m(0.0) |
| Eloise Wellings (Poppett) (NSW) | 3000 metres | 4/9 | 4th 8:41.78 |
| Caitlin Willis (QLD) | 4 x 400 metres | | 8th 3:36.36 (Ran 2nd 54.1) |
| Team | 4 x 100 metres | 5/9 | 5th 44.26 |
| | 4 x 400 metres | 8/9 | 8th 3:36.36 |

Women's Team Position: 8 (73pts)

Team Manager: Brian Roe TAS
Administration Officer: Yvonne Mullins QLD
Head Coach: Tudor Bidder ACT
Coaches: Nicole Boegman-Stewart NSW, Eric Hollingsworth VIC
Physiotherapists: Kylie Robertson NSW, Andrew Harper NSW
Massage Therapists: Toby Watson NSW, Greg Whitfield VIC

IPC ATHLETICS WORLD CHAMPIONSHIPS

Assen, Holland

September 3-10, 2006

| Name | Event | Class | Rounds and/or Semis | Finals | Placing |
|--------------------|-----------|--------|--|----------------|------------|
| Adams, Crystal | 100 | T20 | | 12.89 (1.2) | 2nd of 7 |
| | Long Jump | T20 | | 4.62 (-1.4) | 3rd of 7 |
| Armstrong, Michael | 100 | T46 | H4 5th 11.79 (1.0), SF1 11.81 (0.9) | DNQ | 13th of 25 |
| | 200 | T46 | H2 6th 24.33 (0.8), SF DNQ | DNQ | 19th of 27 |
| Austin, Sybilla | 100 | T53 | SF3 6th 23.48 (1.7) SF2 7th 43.01 | DNQ | 16th of 16 |
| Ballard, Angie | 100 | T53 | SF1 1st 18.20 (0.3) | 18.71 | 6th of 16 |
| | 200 | T54 | SF1 4th 33.68 (0.0) | 32.25 (1.9) SB | 6th of 14 |
| | 400 | T53 | SF1 5th 1:04.09 | 1:01.78 PB | 5th of 13 |
| | 800 | T53 | | 2:12.45 | 5th of 8 |
| Baker, Patrick | Marathon | T54 | | 1:59:29 | 46th of 56 |
| Bennett, Malcolm | 400 | T36 | SF2 6th 1:08.79 | DNQ | 11th of 11 |
| | 1500 | T36 | | 5:22.63 | 10th of 11 |
| Benz, Paul | 200 | T38 | SF1 4th 25.41 (1.7) | DNQ | 12th of 16 |
| | 400 | T38 | SF2 5th 57.31 | DNQ | 11th of 13 |
| | 4 x 100 | T35-38 | | | |
| Bernard, Jonathan | 200 | T12 | H6 2nd 23.73 (1.0) PB, SF3 24.18 (0.3) | DNQ | 11th of 23 |
| | 400 | T12 | H5 2nd 53.60 PB, SF3 3rd 53.77 | 54.91 | 7th of 22 |
| Buchholz, Gemma | 100m | T52 | | 23.87 (2.0) SB | 4th of 6 |

| | | | | | |
|--------------------|---------------|--------|---|-----------------|------------|
| | 200m | T52 | | 44.43 (-0.7) | 4th of 6 |
| Burroughs, Damien | Discus | F37 | | 41.59 | 8th of 11 |
| | Shot Put | F37 | | 9.84 | 9th of 11 |
| | Javelin Throw | F37 | | 27.00 | 9th of 9 |
| Cameron, Matthew | 100 | T54 | H2 6th 15.90 (-1.0) PB, SF DNQ | DNQ | 24th of 32 |
| | 200 | T54 | H2 6th 28.46 (1.3) PB, SF DNQ | DNQ | 27th of 32 |
| | 400 | T54 | H3 6th 55.78 PB, SF DNQ | DNQ | 20th of 32 |
| | 4 x 100 | T53-54 | | | |
| | 4 x 400 | T53-54 | | | |
| Chatman, Aaron | High Jump | F44/46 | 2nd on count back | 2.01 | 2nd of 9th |
| Colman, Richard | 200 | T53 | SF1 2nd 27.37 (0.4) PB | 27.47 (-0.7) | 6th of 21 |
| | 400 | T53 | SF3 5th 57.57 | DNQ | 11th of 23 |
| | 800 | T53 | SF3 1st 1:47.04 | 1:48.02 | 3rd of 18 |
| | 4 x 100 | T53-54 | | | |
| | 4 x 400 | T53-54 | | | |
| Elgin, Don | Pentathlon | P44 | | 3614pts SB | 6th of 9 |
| | Discus Throw | F44 | | 40.23 SB | 6th of 11 |
| | Shot Put | F44 | | 12.33 | 10th of 11 |
| | 4 x 100 | T42-46 | | | |
| Farr, Rod | Discus Throw | F52 | | 16.81 PB | 2nd of 9 |
| | Javelin Throw | F52 | | 15.46 | 5th of 8 |
| | Shot Put | F52 | | 8.89 | 2nd of 10 |
| Fearnley, Kurt | 800 | T54 | H2 1st 1:44.01, SF1 1st 1:45.87 | 1:38.91 | 1st of 26 |
| | 1500 | T54 | R1 1st 3:16.77, SF3 1st 3:10.54 | 3:16.09 | 3rd of 38 |
| | 5000 | T54 | R2 1st 12:09.99, SF1 1st 11:11.60 | 11:20.56 | 1st of 38 |
| | Marathon | T54 | | 1:28:17 | 1st of 56 |
| | 4 x 100 | T53-54 | | | |
| | 4 x 400 | T53-54 | | | |
| Francis, Heath | 100 | T46 | H1 1st 11.24 (1.0), SF2 1st 11.36 (ms) | 11.15 (-0.6) SB | 1st of 25 |
| | 200 | T46 | H3 1st 22.77 (1.8), SF1 1st 22.52 (0.6) | 22.32 (0.8) | 1st of 27 |
| | 400 | T46 | SF2 2nd 51.17 | 49.40 | 1st of 21 |
| | 4 x 100 | T42-46 | | | |
| Fraser, Amanda | Discus Throw | F37 | | 30.37 WR | 1st of 11 |
| | Shot Put | F37 | | 10.19 PB | 2nd of 11 |
| Gosens, Gerrard | 1500 | T11 | SF1 4th 4:34.17 PB | 4:25.81 PB | 5th of 10 |
| Hall, Ben | 200 | T37 | SF2 8th 26.42 (1.0) | DNQ | 13th of 15 |
| | 400 | T37 | | 1:03.19 | 7th of 8 |
| Hibberd, Gregory | Discus Throw | F34 | | 25.66 | 9th of 12 |
| | Shot Put | F34 | | 10.07 | 3rd of 6 |
| Larionow, Nicholas | Discus Throw | F36 | | 26.29 | 8th of 8 |
| | Shot Put | F36 | | 10.22 | 8th of 9 |
| MacDonald, Hamish | Discus Throw | F34 | | 30.75 PB | 6th of 12 |

PERFORMANCES OF AUSTRALIAN ATHLETES
IN INTERNATIONAL COMPETITION (CONTINUED)

| | | | | | |
|----------------------|---------------|---------------|--|----------------|------------|
| | Shot Put | F34 | | 10.52 SB | 1st of 6 |
| Matthews, Tim | 100 | T46 | H3 3rd 11.70 (0.9) SB, SF1 11.80 (0.9) | DNQ | 11th of 25 |
| | 200 | T46 | DNS | | |
| | 4 x 100 | T42-46 | | | |
| McIntosh, Lisa | 100 | T37 | SF2 1st 14.13 (-0.7) SB & GR | 14.32 (0.8) | 1st of 11 |
| | 200 | T37 | SF1 1st 29.21 (1.6) SB & GR | 29.83 (1.6) | 1st of 12 |
| McMahon, Wade | Javelin Throw | F37 | | 44.89 PB | 3rd of 9 |
| Mills, James | 100 | T12 | R6 12.27 (2.0) PB, SF DNQ | DNQ | 17th of 22 |
| | 200 | T12 | H6 2nd 25.70 (0.3) PB, SF DNQ | DNQ | 20th of 23 |
| | 400 | T12 | H1 3rd 58.70 PB, SF DNQ | DNQ | 17th of 22 |
| Mitchell, Paul | 1500 | T20 | | 4:21.88 | 4th of 6 |
| Mullins, Christopher | 400 | T38 | SF1 4th 54.89 PB | 54.95 PB | 7th of 13 |
| | 4 x 400 | T35-38 | | | |
| Newell, Andrew | 200 | T20 | | 22.59 (0.6) SB | 1st of 7 |
| Nicholson, Richard | 100 | T54 | R3 5th 15.75 (0.1), SF DNQ | F DNQ | 21st of 32 |
| | 200 | T54 | H1 5th 26.83 (1.5), SF2 7th 27.85 (-0.7) | DNQ | 14th of 32 |
| | 400 | T54 | H4 8th 58.47, SF DNQ | DNQ | 26th of 32 |
| | 4 x 100 | T53-54 | | | |
| | 4 x 400 | T53-54 | | | |
| Nunnari, Paul | Marathon | T54 | | 1:53:43 | 42nd of 56 |
| O'Hanlon, Evan | 100 | T38 | SF2 DQ | DQ in SF | 13th of 13 |
| | 200 | T38 | SF3 2nd 23.82 (0.3) PB | 23.44 (0.7) PB | 3rd of 16 |
| | 4 x 100 | T35-38 | | | |
| | 4 x 400 | T35-38 | | | |
| Page, Timothy | 1500 | T20 | | 4:29.92 | 6th of 6 |
| Proudfoot, Katherine | 100 | T36 | | 15.20 | 3rd of 8 |
| | | Discus Throw | F35/36/38 | 20.86 | 3rd of 14 |
| | | Javelin Throw | F35/36/38 | 17.35 WR | 5th of 7 |
| | | Shot Put | F35/36 | 8.59 PB | 2nd of 10 |
| Raison, Paul | | Discus Throw | F44 | 38.48 PB | 7th of 11 |
| | | Shot Put | F44 | 13.95 PB | 6th of 11 |
| | 4 x 100 | T42-46 | | | |
| Short, Russell | | Discus Throw | F12 | 41.33 | 5th of 10 |
| | | Shot Put | F12 | 15.57 PB | 2nd of 8 |
| Speed, Ian | 400 | T12 | H4 2nd 54.66 PB, SF1 2nd 54.55 PB | DNQ | 10th of 22 |
| | 800 | T12 | SF1 4th 2:04.26 PB | DNQ | 7th of 12 |
| Stankovic, Eliza | 200 | T54 | SF1 3rd 30.92 (0.0) | 31.27 (1.4) | 4th of 15 |
| | 400 | T54 | SF1 2nd 57.96 SB | 56.57 | 4th of 19 |
| | 800 | T54 | SF2 2nd 2:00.38 PB | 1:55.76 | 3rd of 18 |
| | 1500 | T54 | SF2 3rd 3:43.65 | 3:44.61 | 6th of 15 |

| | | | | | |
|----------------------|---------|---------------|------------------------|----------------|------------|
| Stiffall, Bryan | | Discus Throw | F56 | 30.06 SB | 6th of 8 |
| | | Shot Put | F56 | 9.74 | 5th of 6 |
| Sullivan, Tim | 100 | T38 | SF1 1st 11.53 (-0.6) | 11.38 (1.3) SB | 1st of 13 |
| | 200 | T38 | SF2 1st 23.69 (1.8) | 23.03 (0.7) SB | 1st of 16 |
| | 400 | T38 | SF1 1st 51.99 | 51.38 SB | 1st of 13 |
| | 4x100 | T35-38 | | | |
| | 4x400 | T35-38 | | | |
| Thrupp, Darren | 100 | T37 | H2 1st 12.41 (0.0) SB | 12.42 (-0.7) | 3rd of 22 |
| | | Long Jump | F37 | 5.61 (-0.2) | 1st of 10 |
| | 4 x 100 | T35-38 | | | |
| | 4 x 400 | T35-38 | | | |
| Tran, Yen | 100 | T53 | SF2 4th 20.81 (0.8) PB | DNQ | 14th of 16 |
| | 200 | T53 | SF2 6th 38.99 (-0.6) | DNQ | 13th of 14 |
| Turner, Dean | 200 | T20 | | 24.27 (0.6) | 7th of 7 |
| | | Long Jump | T20 | 5.80 (-1.8) | 4th of 7 |
| Wendt, Debbie | | Discus Throw | F37 | 22.27 | 6th of 11 |
| | | Javelin Throw | F37 | 20.88 | 5th of 7 |
| Willis-Roberts, Jodi | | Discus Throw | F12 | 34.16 | 5th of 7 |
| Wolf, Christine | | Shot Put | F12 | 10.10 | 7th of 10 |
| | 100 | T42 | | 17.42 PB | 3rd of 6 |
| | | Long Jump | F42 | 3.25 PB | 5th of 8 |

Relays

| | | | | |
|---------------------------------------|---------|----------------------|----------|------------|
| O'Hanlon, Thrupp, Benz & Sullivan | 4 x 100 | T35-38 | 46.18 WR | 1st of 8 |
| Mathews, Francis, Elgin & Raison | 4 x 100 | T44-46 | 48.18 | 4th of 4 |
| Nicholson, Fearnley, Cameron & Colman | 4 x 100 | T53-54 SF2 2nd 55.75 | DNQ | 5th of 12 |
| Benz, Sullivan, Mullins & O'Hanlon | 4 x 400 | T35-38 | 3:44.34 | 1st of 7 |
| Fearnley, Nicholson, Colman & Cameron | 4 x 400 | T53-54 SF1 DQ | DNQ | 10th of 10 |

8TH IAAF OCEANIA OPEN AND UNDER 18 CHAMPIONSHIPS

Apia, Samoa

December 14-16, 2006

MEM

| | | | |
|---------------------|-----------|------|--------------|
| Nathan Baart (QLD) | Shot Put | 7/13 | 7th 12.54m |
| | Octathlon | 1/6 | 1st 5131 |
| Shawn Clayton (QLD) | 6km XC | 4/15 | 4th 27:35.00 |

PERFORMANCES OF AUSTRALIAN ATHLETES
IN INTERNATIONAL COMPETITION (CONTINUED)

| | | | |
|--|----------------|-------|-------------------|
| | Half Marathon | 4/5 | 4th 1:18:00.00 |
| *Duan Daley (NSW) | 100 metres | 4/8 | 4th 10.87(-0.3) |
| | 200 metres | 2/5 | 2nd 22.27 h(+2.1) |
| *Nathaniel Franklin (WA) | Long Jump | 3/17 | 3rd 6.84m(NWf) |
| *Otis Gowa (QLD) | 100 metres | 3/7 | 3rd 11.19 h(-0.6) |
| Om Holliday (QLD) | 3000m Steeple | 3/7 | 3rd 9:55.16 |
| | 6km XC | 1/15 | 1st 26:48.00 |
| Lars Hansen (QLD) | 100 metres | 6/8 | 6th 11.28 h(-0.5) |
| | 200 metres | 5/7 | 5th 22.61 h(+1.6) |
| Beau Harris (QLD) | 400m Hurdles | 6/7 | 6th 55.70 |
| *Peter Harrison (VIC) | 400 metres | 6/7 | 6th 50.77 h |
| Robert Hooper (QLD) | Long Jump | 4/17 | 4th 6.72m(NWf) |
| Anthony McCourt (NT) | 800 metres | 5/11 | 5th 1:57.50 |
| | 1500 metres | 2/13 | 2nd 4:05.54 |
| *Brendan Peeters (QLD) | Discus Throw | 10/14 | 10th 37.26m |
| | Octathlon | DNF | |
| Jay Stone (NSW) | 400 metres | 4/8 | 4th 50.23 h |
| | Long Jump | 2/17 | 2nd 6.88m (NWf) |
| *Peter Tuccandidgee (QLD) | 200 metres | 1/7 | 1st 21.65 (+1.6) |
| Brendan Whelan (QLD) | 1500 metres | 6/13 | 6th 4:15.62 |
| | 5000 metres | 1/8 | 1st 16:01.97 |
| | 6km XC | 2/15 | 2nd 27:07.00 |
| | Half Marathon | 1/5 | 1st 1:12:40.00 |
| Lars Hansen, *Otis Gowa, *Peter Tuccandidgee, *Duan Daley | 4 x 100m Relay | 3/8 | 3rd 42.11 |
| Sarah Busby, *Peter Harrison, Alyssa Taylor, Jay Stone | Medley Relay | | DNF |

MEN UNDER 18

| | | | |
|----------------------|---------------|-------|-----------------|
| *Joshua Ahwong (QLD) | 400 metres | 2/7 | 2nd 49.51 |
| | 800 metres | 1/8 | 1st 1:57.24 |
| Andrew Britton (QLD) | Discus Throw | 10/17 | 10th 35.87m |
| James Buckley (QLD) | 100 metres | 7/7 | 7th 11.63(+0.9) |
| | 200 metres | 7/8 | 7th 23.51(-0.9) |
| Scott Campbell (NT) | 200 metres | 5/8 | 5th 23.19(-0.9) |
| Michael Gordon (QLD) | 100 metres | 2/7 | 2nd 11.16(+0.9) |
| | Long Jump | 1/11 | 1st 7.13m(NWf) |
| Joshua Hall (QLD) | High Jump | 1/8 | 1st 2.03m |
| Jamie Keehn (QLD) | 110m Hurdles | 3/8 | 3rd 15.35(+0.9) |
| | Javelin Throw | 1/9 | 1st 64.33m |

| | | | |
|--|----------------|-------|-------------------|
| Thomas McGuire (QLD) | Discus Throw | 7/17 | 7th 40.37m |
| | Hammer Throw | 1/5 | 1st 52.14m |
| Evan Rice (NSW) | 110m Hurdles | 4/8 | 4th 16.68(+0.9) |
| | 400m Hurdles | 5/6 | 5th 58.81 |
| Blake Skelhorn (QLD) | 800 metres | 5/8 | 5th 2:08.15 |
| | Shot Put | 10/16 | 10th 12.01m |
| | Javelin Throw | 7/9 | 7th 43.93m |
| *Tennysen Strong (NSW) | 100 metres | 4/7 | 4th 11.63 h(+1.1) |
| James Buckley, *Joshua Ahwong, Scott Campbell, Michael Gordon | 4 x 100m Relay | 2/3 | 2nd 45.0 |

WOMEN

| | | | |
|--|----------------|-------|-----------------------|
| Sarah Busby (QLD) | 100 metres | 5/8 | 5th 12.54(+0.2) |
| | 200 metres | 3/8 | 3rd 25.88 h(+1.1) |
| Chloe Butler (QLD) | 400m Hurdles | 1/3 | 1st 1:03.37 |
| *Tammy Baart (Martin) (QLD) | Shot Put | 6/8 | 6th 11.39m |
| | Hammer Throw | 6/8 | 22.27m |
| | Javelin Throw | 2/8 | 2nd 40.40m |
| *Casey Narrier (WA) | High Jump | 1/4 | 1st 1.70m (equal 1st) |
| Rachel Phillips (QLD) | Javelin Throw | 6/8 | 6th 34.17m |
| Alyssa Taylor (QLD) | 400 metres | 5/5 | 5th 1:00.16 |
| | 400m Hurdles | 2/3 | 2nd 1:06.47 |
| Danielle Valling-Geoghegan (QLD) | Shot Put | 10/13 | 10th 10.29m |
| | Discus Throw | 5/11 | 5th 40.46m |
| | Hammer Throw | 7/8 | 7th 20.94m |
| Sarah Busby, *Sarah Mackaway, Bessie Hayes, Jennifer Tagney | 4 x 100m Relay | 2/4 | 2nd 48.64 |

WOMEN UNDER 18

| | | | |
|-----------------------|---------------|-----|-----------------|
| Bessie Hayes (QLD) | 100 metres | 3/8 | 3rd 12.46(+3.3) |
| Rebecca Jenner (QLD) | 400 metres | 4/6 | 4th 1:02.02 |
| | 800 metres | 1/7 | 1st 2:21.07 |
| *Sarah Mackaway (NSW) | 100 metres | 8/8 | 8th 12.95(+3.3) |
| | 200 metres | 6/8 | 6th 28.20(-0.9) |
| Jane Merry (QLD) | 400 metres | 2/6 | 2nd 58.55 |
| | 800 metres | 2/7 | 2nd 2:23.37 |
| Jennifer Tagney (QLD) | 100 metres | 1/8 | 1st 12.18(+3.3) |
| | 200 metres | 1/8 | 1st 25.65(-0.9) |
| *Shakira Winmar (VIC) | Javelin Throw | 1/6 | 1st 40.83m |

PERFORMANCES OF AUSTRALIAN ATHLETES IN INTERNATIONAL COMPETITION (CONTINUED)

| | | | |
|--|----------------|-----|-------------|
| Sarah Busby, *Sarah Mackaway, Jane Merry, Jennifer Tagney | 4 x 100m Relay | 1/4 | 1st 49.2 |
| Bessie Hayes, Michael Gordon, Jennifer Tagney, *Joshua Ahwong | Medley Relay | 1/6 | 1st 1:37.26 |

* Indigenous athlete

Team Manager: Sally McGrady VIC
Assistant Manager/Coach: John Palmer QLD
Coaching Coordinator: Terry West NSW
Coach: Cheryl Dixon QLD
Captains/Assistant Coaches: Benn Harradine VIC, Kyle Vander-Kuyp VIC

WALKS

22ND IAAF WORLD RACE WALKING CUP

La Coruna, Spain

May 13-14, 2006

Women 20km (71 finishers)

| | | | |
|-----------------|-----|---------|------|
| Jane Saville | NSW | 1:29:05 | 7th |
| Natalie Saville | NSW | 1:34:51 | 28th |
| Cheryl Webb | NSW | 1:36:33 | 37th |
| Kellie Wapshott | VIC | 1:36:49 | 38th |
| Lisa Grant | NSW | 1:37:40 | 42nd |

Winner Russia 10 points/Australian Team 6th 72 points

Women 10km (44 finishers)

| | | | |
|----------------|-----|-------|------|
| Fiona Alldis | NSW | 50:39 | 20th |
| Susan Knapton | NSW | DQ | |
| Tanya Holliday | SA | DQ | |

Men 50km (63 finishers)

| | | | |
|----------------|-----|---------|------|
| Chris Erickson | VIC | 3:59:20 | 26th |
| Troy Sundstrom | NSW | DQ | |
| Darren Bown | SA | DNF | |

Men 20km (95 finishers)

| | | | |
|---------------|-----|---------|------|
| Nathan Deakes | VIC | 1:19:37 | 5th |
| Jared Tallent | VIC | 1:21:36 | 14th |
| Luke Adams | NSW | 1:22:11 | 18th |
| Adam Rutter | NSW | 1:26:54 | 50th |
| Duane Cousins | VIC | 1:27:08 | 51st |

Winner Spain 33 points/Australian Team 2nd 37 points

Men 10km (54 finishers)

| | | | |
|----------------|-----|-------|------|
| Daniel Coleman | TAS | 47:02 | 42nd |
| Brook Keys | NSW | 47:57 | 47th |
| Ian Rayson | NSW | DQ | |

Winner Russia 4 points/Australian Team 15th 89 points

Team Manager: Michael Thomson ACT
Assistant Manager/Coach: Alison Baker VIC
Physiotherapist: Andrew Burne NSW

Results of Australian Athletes in International Competition – visit: www.athletics.com.au/community/statsdata
© Paul Jenes, Peter Hamilton and David Tarbotton

2006
RECORDSOUTDOOR RECORDS AS AT
DECEMBER 31, 2006

OUTDOOR RECORDS AS AT DECEMBER 31, 2006

| EVENT | PERF | DATE | VENUE | NAME | STATE | D.O.B. |
|----------------------|---------|-----------|-------------------|--------------------|-------|-----------|
| MEN - OUTDOOR | | | | | | |
| 100 Metres | | | | | | |
| World | 9.77 | 14-Jun-05 | Athens | Asafa Powell | JAM | 23-Nov-82 |
| | 9.77 | 11-Jun-06 | Gateshead | Asafa Powell | JAM | 23-Nov-82 |
| | 9.77 | 18-Aug-06 | Zurich | Asafa Powell | JAM | 23-Nov-82 |
| Commonwealth | 9.77 | 14-Jun-05 | Athens | Asafa Powell | JAM | 23-Nov-82 |
| | 9.77 | 11-Jun-06 | Gateshead | Asafa Powell | JAM | 23-Nov-82 |
| | 9.77 | 18-Aug-06 | Zurich | Asafa Powell | JAM | 23-Nov-82 |
| World Junior | 10.01 | 24-Aug-03 | Paris Saint-Denis | Darrel Brown | TRI | 11-Oct-84 |
| Aust Allcomers | 9.87 | 23-Sep-00 | Sydney | Maurice Greene | USA | 23-Jul-74 |
| Aust National | 9.93 | 5-May-03 | Mita Japan | Patrick Johnson | ACT | 26-Sep-72 |
| Aust U20 | 10.0 | 19-Mar-78 | Brisbane | Paul Narracott | QLD | 8-Oct-59 |
| | 10.29 | 11-Oct-97 | Sydney | Matt Shirvington | NSW | 25-Oct-78 |
| Aust U18 | 10.46 | 13-Dec-91 | Melbourne | Phillip Chiodo | VIC | 10-Oct-74 |
| Aust U16 | 10.80 | 12-Dec-98 | Canberra | David Pearson | QLD | 29-Jan-83 |
| 200 Metres | | | | | | |
| World | 19.32 | 1-Aug-96 | Atlanta | Michael Johnson | USA | 13-Sep-67 |
| Commonwealth | 19.68 | 1-Aug-96 | Atlanta | Frank Fredericks | NAM | 2-Oct-67 |
| World Junior | 19.93 | 11-Apr-04 | Devonshire | Usain Bolt | JAM | 21-Aug-86 |
| Aust Allcomers | 19.92 | 25-Feb-99 | Melbourne | Frankie Fredericks | NAM | 2-Oct-67 |
| Aust National | 20.06 | 16-Oct-68 | Mexico City | Peter Norman | VIC | 15-Jun-42 |
| Aust U20 | 20.48 | 3-Feb-85 | Brisbane | Fred Martin | NSW | 4-Oct-66 |
| Aust U18 | 20.90 | 6-Nov-82 | Sydney | Darren Clark | NSW | 6-Sep-65 |
| | 20.90 | 19-Aug-89 | Saga | Paul Greene | NSW | 9-Dec-72 |
| Aust U16 | 21.48 | 7-Dec-88 | Sydney | Paul Greene | NSW | 9-Dec-72 |
| 400 Metres | | | | | | |
| World | 43.18 | 26-Aug-99 | Seville | Michael Johnson | USA | 13-Sep-67 |
| Commonwealth | 44.17 | 19-Aug-87 | Zurich | Innocent Egbunike | NGR | 30-Nov-61 |
| World Junior | 43.87 | 28-Sep-88 | Seoul | Steve Lewis | USA | 16-May-69 |
| Aust Allcomers | 43.84 | 25-Sep-00 | Sydney | Michael Johnson | USA | 13-Sep-67 |
| Aust National | 44.38 | 26-Sep-88 | Seoul | Darren Clark | NSW | 6-Sep-65 |
| Aust U20 | 44.75 | 8-Aug-84 | Los Angeles | Darren Clark | NSW | 6-Sep-65 |
| Aust U18 | 45.96 | 19-Aug-89 | Saga | Paul Greene | NSW | 9-Dec-72 |
| Aust U16 | 48.12 | 7-Dec-88 | Sydney | Paul Greene | NSW | 9-Dec-72 |
| 800 Metres | | | | | | |
| World | 1:41.11 | 24-Aug-97 | Koln | Wilson Kipketer | DEN | 12-Dec-72 |
| Commonwealth | 1:41.73 | 10-Jun-81 | Florence | Sebastian Coe | GBR | 29-Sep-56 |
| World Junior | 1:43.64 | 13-Aug-97 | Zurich | Japheth Kimutai | KEN | 20-Dec-78 |
| Aust Allcomers | 1:43.97 | 2-Mar-00 | Melbourne | David Lelei | KEN | 10-May-71 |
| Aust National | 1:44.40 | 15-Oct-68 | Mexico | Ralph Doubell | VIC | 11-Feb-45 |
| Aust U20 | 1:45.91 | 28-Jul-95 | Lindau | Paul Byrne | VIC | 29-Jan-76 |
| Aust U18 | 1:47.24 | 11-Dec-93 | Canberra | Paul Byrne | VIC | 29-Jan-76 |
| Aust U16 | 1:51.41 | 11-Dec-88 | Canberra | Mark Holcombe | VIC | 21-Aug-73 |

OUTDOOR RECORDS AS AT DECEMBER 31, 2006 (CONTINUED)

| EVENT | PERF. | DATE | VENUE | NAME | STATE | D.O.B. |
|----------------------------------|----------|-----------|-----------|-------------------------|-------|-----------|
| 1000 Metres | | | | | | |
| World | 2:11.96 | 5-Sep-99 | Rieti | Noah Ngeny | KEN | 2-Nov-78 |
| Commonwealth | 2:11.96 | 5-Sep-99 | Rieti | Noah Ngeny | KEN | 2-Nov-78 |
| World Junior | 2:15.00 | 17-Jul-99 | Nice | Benjamin Kipkuri | KEN | 28-Dec-80 |
| Aust Allcomers | 2:17.67 | 14-Jan-88 | Melbourne | Michael Hillardt | QLD | 22-Jan-61 |
| Aust National | 2:16.61 | 1-Aug-00 | Stockholm | Grant Cremer | NSW | 9-Jun-78 |
| Aust U20 | 2:20.5 | 6-Jan-94 | Melbourne | Paul Byrne | VIC | 29-Jan-76 |
| Aust U18 | 2:23.1 | 7-Jan-93 | Melbourne | Michael Power | VIC | 9-May-76 |
| Aust U16 | 2:28.7 | 7-Jan-92 | Melbourne | Michael Power | VIC | 9-May-76 |
| 1500 Metres | | | | | | |
| World | 3:26.00 | 14-Jul-98 | Rome | Hicham El Guerrouj | MAR | 14-Sep-74 |
| Commonwealth | 3:26.34 | 24-Aug-01 | Brussels | Bernard Lagat | KEN | 12-Dec-74 |
| World Junior | 3:30.24 | 19-Jul-02 | Monaco | Cornelius Chirchir | KEN | 5-Jun-83 |
| Aust Allcomers | 3:31.25 | 9-Sep-01 | Melbourne | Hicham El Guerrouj | MAR | 14-Sep-74 |
| Aust National | 3:31.96 | 3-Jul-91 | Stockholm | Simon Doyle | QLD | 9-Nov-66 |
| Aust U20 | 3:39.67 | 23-Mar-80 | Sydney | Michael Hillardt | QLD | 22-Jan-61 |
| Aust U18 | 3:46.34 | 2-Mar-00 | Melbourne | Andrew O'neill | NSW | 5-Jul-83 |
| Aust U16 | 3:53.7 | 15-Nov-01 | Melbourne | Tyson Mahon | VIC | 9-Oct-86 |
| 1 Mile (= 1609.33 Metres) | | | | | | |
| World | 3:43.13 | 7-Jul-99 | Rome | Hicham El Guerrouj | MAR | 14-Sep-74 |
| Commonwealth | 3:43.40 | 7-Jul-99 | Rome | Noah Ngeny | KEN | 2-Nov-78 |
| World Junior | 3:50.25 | 7-Sep-03 | Rieti | Alex Kipchirchir | KEN | 26-Nov-84 |
| Aust Allcomers | 3:51.54 | 7-Feb-91 | Melbourne | Simon Doyle | QLD | 9-Nov-66 |
| Aust National | 3:48.98 | 29-Jul-05 | Oslo | Craig Mottram | VIC | 18-Jun-80 |
| Aust U20 | 3:56.87 | 8-Aug-80 | Berlin | Michael Hillardt | QLD | 22-Jan-61 |
| 2000 Metres | | | | | | |
| World | 4:44.79 | 7-Sep-99 | Berlin | Hicham El Guerrouj | MAR | 14-Sep-74 |
| Commonwealth | 4:48.74 | 1-Aug-98 | Hechtel | John Kibowen | KEN | 21-Apr-69 |
| Aust Allcomers | 4:50.76 | 9-Mar-06 | Melbourne | Craig Mottram | VIC | 18-Jun-80 |
| Aust National | 4:50.76 | 9-Mar-06 | Melbourne | Craig Mottram | VIC | 18-Jun-80 |
| Aust U20 | 5:15.5 | 22-Dec-79 | Adelaide | Mark Arens | SA | 23-Mar-62 |
| Aust U18 | 5:15.5 | 22-Dec-79 | Adelaide | Mark Arens | SA | 23-Mar-62 |
| 3000 Metres | | | | | | |
| World | 7:20.67 | 1-Sep-96 | Rieti | Daniel Komen | KEN | 17-May-76 |
| Commonwealth | 7:20.67 | 1-Sep-96 | Rieti | Daniel Komen | KEN | 17-May-76 |
| World Junior | 7:28.78 | 13-May-05 | Doha | Augustine Kiprono Choge | KEN | 21-Jan-87 |
| Aust Allcomers | 7:39.22 | 20-Feb-99 | Sydney | Luke Kipkosgei | KEN | 27-Nov-75 |
| Aust National | 7:32.19 | 17-Sep-06 | Athens | Craig Mottram | VIC | 18-Jun-80 |
| Aust U20 | 8:02.77 | 20-Feb-99 | Sydney | Craig Mottram | VIC | 18-Jun-80 |
| Aust U18 | 8:10.52 | 16-Dec-93 | Melbourne | Michael Power | VIC | 9-May-76 |
| Aust U16 | 8:29.26 | 25-Feb-92 | Melbourne | Michael Power | VIC | 9-May-76 |
| 5000 Metres | | | | | | |
| World | 12:37.35 | 31-May-04 | Hengelo | Kenenisa Bekele | ETH | 13-Jun-82 |

| EVENT | PERF. | DATE | VENUE | NAME | STATE | D.O.B. |
|----------------------|------------|-----------|--------------|-------------------|-------|-----------|
| Commonwealth | 12:39.74 | 22-Aug-97 | Brussels | Daniel Komen | KEN | 17-May-76 |
| World Junior | 12:52.61 | 27-Jun-03 | Oslo | Eliud Kipchoge | KEN | 5-Nov-84 |
| Aust Allcomers | 13:11.11 | 25-Feb-99 | Melbourne | Luke Kipkosgei | KEN | 27-Nov-75 |
| Aust National | 12:55.76 | 30-Jul-04 | London | Craig Mottram | VIC | 18-Jun-80 |
| Aust U20 | 13:25.63 | 7-Aug-99 | Hechtel | Mizan Mehari | ACT | 25-Jan-80 |
| Aust U18 | 14:20.0 | 10-Aug-96 | Sydney | Mark Thompson | VIC | 5-Mar-79 |
| 10,000 Metres | | | | | | |
| World | 26:17.53 | 26-Aug-05 | Brussels | Kenenisa Bekele | ETH | 13-Jun-82 |
| Commonwealth | 26:27.85 | 22-Aug-97 | Brussels | Paul Tergat | KEN | 17-Jun-69 |
| World Junior | 26:41.75 | 26-Aug-05 | Brussels | Samuel Wanjiru | KEN | 10-Nov-86 |
| Aust Allcomers | 27:18.20 | 25-Sep-00 | Sydney | Haile Gebrselassi | ETH | 18-Apr-73 |
| Aust National | 27:31.92 | 25-Nov-96 | Melbourne | Shaun Creighton | VIC | 14-May-67 |
| Aust U20 | 28:50.4 | 16-Dec-76 | Melbourne | Rob De Castella | VIC | 27-Feb-57 |
| 20,000 Metres | | | | | | |
| World | 56:55.6 | 30-Mar-91 | La Fleche | Arturo Barrios | MEX | 12-Dec-62 |
| Commonwealth | 57:28.7 | 31-Mar-90 | La Fleche | Carl Thackeray | GBR | 14-Oct-62 |
| Aust Allcomers | 59:22.8 | 27-Oct-65 | Geelong | Ron Clarke | VIC | 21-Feb-37 |
| Aust National | 58:37.2 | 17-Apr-82 | Rome | Rob De Castella | VIC | 27-Feb-57 |
| Aust U20 | 70:03.8 | 5-Oct-68 | Melbourne | Max Little | TAS | 23-Oct-49 |
| 1 Hour Track | | | | | | |
| World | 21,101m | 30-Mar-91 | La Fleche | Arturo Barrios | MEX | 12-Dec-62 |
| Commonwealth | 20,855m | 31-Mar-90 | La Fleche | Carl Thackeray | GBR | 14-Oct-62 |
| Aust Allcomers | 20,232.56m | 27-Oct-65 | Geelong | Ron Clarke | VIC | 21-Feb-37 |
| Aust National | 20,516m | 17-Apr-82 | Rome | Rob De Castella | VIC | 27-Feb-57 |
| Aust U20 | 18,678m | 29-Aug-73 | Adelaide | Tony Bart | SA | 4-Dec-55 |
| 25,000 Metres | | | | | | |
| World | 1:13:55.8 | 22-Mar-81 | Christchurch | Toshihiko Seko | JPN | 15-Jul-56 |
| Commonwealth | 1:15:22.6 | 21-Jul-65 | Bolton | Ronald Hill | GBR | 21-Jul-65 |
| Aust Allcomers | 80:31.4 | 24-May-80 | Newcastle | Brian Morgan | NSW | 15-Nov-55 |
| Aust National | 80:31.4 | 24-May-80 | Newcastle | Brian Morgan | NSW | 15-Nov-55 |
| Aust U20 | 84:12.0 | 3-Nov-74 | Melbourne | Eero Keranen | VIC | 7-Nov-55 |
| 30,000 Metres | | | | | | |
| World | 1:29:18.8 | 22-Mar-81 | Christchurch | Toshihiko Seko | JPN | 15-Jul-56 |
| Commonwealth | 1:31:30.4 | 10-Jun-90 | London | Jim Alder | SCO | 5-Sep-70 |
| Aust Allcomers | 98:33.5 | 24-May-80 | Newcastle | Brian Morgan | NSW | 15-Nov-55 |
| Aust National | 98:33.5 | 24-May-80 | Newcastle | Brian Morgan | NSW | 15-Nov-55 |
| Aust U20 | 106:53.0 | 3-Nov-74 | Melbourne | Eero Keranen | VIC | 7-Nov-55 |
| 100m Hurdles | | | | | | |
| Aust U16 (84m) | 12.81 | 10-Dec-06 | Sydney | Jarrod Smith | WA | 1-Feb-91 |
| 110m Hurdles | | | | | | |
| World | 12.88 | 11-Jul-06 | Lausanne | Xiang Liu | CHN | 13-Jul-83 |
| Commonwealth | 12.91 | 20-Aug-93 | Stuttgart | Colin Jackson | GBR | 18-Feb-67 |
| World Junior | 13.12 | 2-Jul-02 | Lausanne | Xiang Liu | CHN | 13-Jul-83 |

OUTDOOR RECORDS AS AT DECEMBER 31, 2006 (CONTINUED)

| EVENT | PERF. | DATE | VENUE | NAME | STATE | D.O.B. |
|---------------------------|----------|-----------|-------------|---------------------|-------|-----------|
| Aust Allcomers | 13.00 | 25-Sep-00 | Sydney | Anier Garcia | CUB | 9-Mar-76 |
| Aust National | 13.29 | 11-Aug-95 | Goteborg | Kyle Vander-kuyp | VIC | 30-May-71 |
| Aust U20 laaf (1.067m) | 13.76 | 19-May-78 | | Pocattello | Qld | 26-Apr-59 |
| Aust U20 Aa (.99m) | 13.5 | 2-Oct-77 | Brisbane | Don Wright | Qld | 26-Apr-59 |
| Aust U18 (.91m) | 13.48 | 25-Feb-01 | Bendigo | Mohamad Zeed | VIC | 21-Feb-84 |
| | 13.48 | 10-Dec-04 | Sydney | Benjamin Mumby | QLD | 28-Jul-87 |
| 200m Hurdles | | | | | | |
| Aust Allcomers | 22.59 | 14-Mar-96 | Brisbane | Darryl Wohlsen | QLD | 6-Mar-73 |
| Aust National | 22.59 | 14-Mar-96 | Brisbane | Darryl Wohlsen | QLD | 6-Mar-73 |
| Aust U20 | 23.2 | 9-Feb-63 | Brisbane | Peter Balthes | QLD | 17-Jun-44 |
| Aust U16 (.76m) | 24.54 | 9-Dec-05 | Sydney | Jored Bezuidenhout | WA | 21-Oct-90 |
| 400m Hurdles | | | | | | |
| World | 46.78 | 6-Aug-92 | Barcelona | Kevin Young | USA | 16-Sep-66 |
| Commonwealth | 47.10 | 7-Aug-91 | Zurich | Samuel Matete | ZAM | 27-Jul-68 |
| World Junior | 48.02 | 17-Jun-84 | Los Angeles | Danny Harris | USA | 7-Sep-65 |
| Aust Allcomers | 47.50 | 27-Sep-00 | Sydney | Angelo Taylor | USA | 29-Dec-78 |
| Aust National | 48.28 | 31-Jul-96 | Atlanta | Rohan Robinson | VIC | 15-Nov-71 |
| Aust U20 | 49.73 | 10-Aug-90 | Bulgaria | Rohan Robinson | VIC | 15-Nov-71 |
| Aust U18 (.84m) | 52.01 | 18-Jul-99 | Poland | Sean Avery | VIC | 28-Jan-82 |
| 2000m Steeplechase | | | | | | |
| World Junior | 5:25.01 | 2-Oct-80 | Athens | Arsenios Tsiminos | GRE | 19-Jan-61 |
| Aust U18 | 5:43.73 | 5-Dec-88 | Sydney | Aaron Hunt | NSW | 10-Mar-72 |
| Aust U16 (.76m) | 5:55.06 | 5-Dec-02 | Hobart | James Matthews | NSW | 29-Jan-87 |
| 3000m Steeplechase | | | | | | |
| World | 7:53.63 | 3-Sep-04 | Brussels | Saif Saaeed Shaheen | QAT | 15-Oct-82 |
| Commonwealth | 7:55.72 | 24-Aug-97 | Kaln | Bernard Barmasai | KEN | 6-May-74 |
| World Junior | 7:58.66 | 24-Aug-01 | Brussels | Saif Saaeed Shaheen | KEN | 15-Oct-82 |
| Aust Allcomers | 8:16.14 | 9-Sep-01 | Melbourne | Brahim Boulami | MAR | 20-Apr-72 |
| Aust National | 8:16.22 | 2-Jul-93 | Lille | Shaun Creighton | VIC | 14-May-67 |
| Aust U20 | 8:40.62 | 20-Sep-92 | Seoul | Glen Stojanovic | NSW | 3-Feb-74 |
| Aust U16 | 5:42.68 | 26-Mar-95 | Adelaide | Stephen Brooks | VIC | 16-May-79 |
| 1500m Track Walk | | | | | | |
| Aust U18 | 11:42.04 | 21-Feb-98 | Sydney | Troy Sundstrom | NSW | 30-Apr-81 |
| Aust U16 | 12:09.3 | 2-Feb-95 | Sydney | Troy Sundstrom | NSW | 30-Apr-81 |
| 3000m Track Walk | | | | | | |
| Aust Allcomers | 18:45.19 | 9-Mar-06 | Melbourne | Nathan Deakes | VIC | 17-Aug-77 |
| Aust National | 18:45.19 | 9-Mar-06 | Melbourne | Nathan Deakes | VIC | 17-Aug-77 |
| Aust U20 | 19:38.22 | 19-Feb-00 | Sydney | Troy Sundstrom | NSW | 30-Apr-81 |
| 10,000m Track Walk | | | | | | |
| World Junior | 38:46.4 | 20-May-00 | Moscow | Viktor Burayev | RUS | 23-Aug-82 |
| Aust Allcomers | 38:20.9 | 15-Sep-85 | Sydney | David Smith | VIC | 24-Jul-55 |
| Aust National | 38:20.9 | 15-Sep-85 | Sydney | David Smith | VIC | 24-Jul-55 |

| EVENT | PERF. | DATE | VENUE | NAME | STATE | D.O.B. |
|---------------------------|------------|-----------|------------|--|-------|-----------|
| Aust U20 | 41:11.44 | 22-Aug-96 | Sydney | Nathan Deakes | VIC | 17-Aug-77 |
| Aust U18 | 42:40.54 | 6-Nov-99 | Sydney | Doug Connolly | NSW | 30-Oct-82 |
| 20,000m Track Walk | | | | | | |
| World | 1:17:25.6 | 7-May-94 | Bergen | Bernardo Segura | MEX | 11-Feb-70 |
| Commonwealth | 1:19:48.1 | 4-Sep-01 | Brisbane | Nathan Deakes | AUS | 17-Aug-77 |
| World Junior | 1:21:29.2 | 4-Sep-01 | Brisbane | Viktor Burayev | RUS | 23-Aug-82 |
| Aust Allcomers | 1:19:48.1 | 4-Sep-01 | Brisbane | Nathan Deakes | VIC | 17-Aug-77 |
| Aust National | 1:19:48.1 | 4-Sep-01 | Brisbane | Nathan Deakes | VIC | 17-Aug-77 |
| Aust U20 | 1:36:39.7 | 27-Jun-81 | Melbourne | Michael Harvey | VIC | 5-Dec-62 |
| 30,000m Track Walk | | | | | | |
| World | 2:01:44.1 | 3-Oct-92 | Cuneo | Maurizio Damilano | ITA | 6-Apr-57 |
| Commonwealth | 2:04:55.7 | 16-Jun-90 | Sept. Iles | Guillaume Leblanc | CAN | 14-Apr-62 |
| Aust Allcomers | 2:14:22 | 9-Sep-90 | Melbourne | Simon Baker | VIC | 6-Feb-58 |
| Aust National | 2:14:22 | 9-Sep-90 | Melbourne | Simon Baker | VIC | 6-Feb-58 |
| 50,000m Track Walk | | | | | | |
| World | 3:40:57.9 | 29-Sep-96 | Hericourt | Thierry Toutain | FRA | 14-Feb-62 |
| Commonwealth | 3:43:50.0 | 9-Sep-90 | Melbourne | Simon Baker | AUS | 6-Feb-58 |
| Aust Allcomers | 3:43:50.0 | 9-Sep-90 | Melbourne | Simon Baker | VIC | 6-Feb-58 |
| Aust National | 3:43:50.0 | 9-Sep-90 | Melbourne | Simon Baker | VIC | 6-Feb-58 |
| 2 Hour Track Walk | | | | | | |
| World | 29,572m | 3-Oct-92 | Cuneo | Maurizio Damilano | ITA | 6-Apr-57 |
| Commonwealth | 28,800m | 16-Jun-90 | Sept. Iles | Guillaume Leblanc | CAN | 14-Apr-62 |
| Aust Allcomers | 27,123.35m | 24-May-80 | Melbourne | Willi Sawall | VIC | 7-Nov-41 |
| Aust National | 27,123.35m | 24-May-80 | Melbourne | Willi Sawall | VIC | 7-Nov-41 |
| Aust U20 | 23,127.84m | 21-Aug-65 | Melbourne | Ross Haywood | VIC | 18-Feb-47 |
| 4 x 100m Relay | | | | | | |
| World | 37.40 | 8-Aug-92 | Barcelona | USA - Marsh, Burrell, Mitchell, C. Lewis | | |
| | 37.40 | 21-Aug-93 | Stuttgart | USA - Drummond, Cason, Mitchell, Burrell | | |
| Commonwealth | 37.69 | 3-Aug-96 | Atlanta | CAN - Esmie, Gilbert, Surin, Bailey | | |
| World Junior | 38.66 | 18-Jul-04 | Grosseto | USA - Kimmons, Omole, Williams, Merritt | | |
| Aust Allcomers | 37.61 | 30-Sep-00 | Sydney | USA - Drummond, Williams, Lewis, Greene | | |
| Aust National | 38.17 | 12-Aug-95 | Goteborg | AUS - Brimacombe, Henderson, Jackson, Marsh | | |
| Aust State Team | 39.46 | 23-Feb-95 | Melbourne | QLD - Birgan, Marsh, Nalatu, Wohlsen | | |
| Aust U20 | 39.62 | 25-Aug-96 | Sydney | AUS - Baxter, Di Bella, Pearce, Missingham | | |
| Aust U18 | 40.93 | 11-Dec-98 | Canberra | NSW - Barnett, Richardson, Manns, Chodat | | |
| Aust U16 | 41.77 | 12-Mar-88 | Canberra | NSW - Benschner, Camps, Greene, Stephenson | | |
| 4 x 200m Relay | | | | | | |
| World | 1:18.68 | 17-Apr-94 | Walnut | USA - Marsh, Burrell, Heard, Lewis | | |
| Commonwealth | 1:20.79 | 24-Apr-88 | Walnut | JAM - Bucknor, Davis, Campbell, O'connor | | |
| Aust Allcomers | 1:23.04 | 6-Dec-98 | Sydney | NSW - S.Vassella, Hollands, Capobianco, P.Vassella | | |
| Aust National | 1:23.04 | 6-Dec-98 | Sydney | NSW - S.Vassella, Hollands, Capobianco, P.Vassella | | |
| Aust State Team | 1:23.04 | 6-Dec-98 | Sydney | NSW - S.Vassella, Hollands, Capobianco, P.Vassella | | |
| Aust U20 | 1:25.48 | 4-Dec-83 | Sydney | NSW - Champion, Kearney, Mace, Theodore | | |

OUTDOOR RECORDS AS AT DECEMBER 31, 2006 (CONTINUED)

| EVENT | PERF. | DATE | VENUE | NAME | STATE | D.O.B. |
|---------------------------------|----------|-----------|-------------|---|-------|-----------|
| Aust U18 | 1:28.2 | 17-Dec-83 | Melbourne | VIC - Millionis, Pryor, Longmuir, Reed | | |
| Aust U16 | 1:29.40 | 9-Dec-00 | Adelaide | VIC - Tonkin, Remmers, Wrae, Littlejohn | | |
| 4 x 400m Relay | | | | | | |
| World | 2:54.20 | 22-Jul-98 | New York | USA - Young, Pettigrew, Washington, Johnson | | |
| Commonwealth | 2:56.75 | 10-Aug-97 | Athens | JAM - McDonald, Haughton, Mcfarlane, Clarke | | |
| World Junior | 3:01.09 | 18-Jul-04 | Grosseto | USA - Johnson, Merritt, Craig, Clement | | |
| Aust Allcomers | 2:56.35 | 30-Sep-00 | Sydney | USA - Harrison, Pettigrew, Harrison, Johnson | | |
| Aust National | 2:59.70 | 11-Aug-84 | Los Angeles | AUS - Clark, Frayne, Minihan, Mitchell | | |
| Aust State Team | 3:02.1 | 26-Feb-84 | Melbourne | VIC - Frayne, Minihan, Mitchell, Van Miltenburg | | |
| Aust U20 | 3:04.74 | 2-Aug-98 | Anney | AUS - Mcfarlane, Batman, Thom, Vincent | | |
| Aust U18 | 3:14.39 | 30-Mar-84 | Melbourne | VIC - Klabbers, Longmuir, Nevin, Reed | | |
| Aust U16 | 3:17.56 | 7-Mar-86 | Hobart | NSW - Dennis, Perry, SMar, Waters | | |
| 4 x 800m Relay | | | | | | |
| World | 7:02.43 | 25-Aug-06 | Brussels | Kenya | | |
| Commonwealth | 7:02.43 | 25-Aug-06 | Brussels | Kenya | | |
| Aust Allcomers | 7:20.0 | 6-Mar-82 | Brisbane | QLD - Crew, Goulding, Hawes, Hillardt | | |
| Aust National | 7:19.0 | 22-Aug-66 | Dublin | AUS - Clough, Doubell, Roche, Wheeler | | |
| Aust State Team | 7:20.0 | 6-Mar-82 | Brisbane | QLD - Crew, Goulding, Hawes, Hillardt | | |
| Aust U20 | 7:39.5 | 29-Nov-81 | Sydney | NSW - Ear, Ozalins, Trinca, Wheeler | | |
| Aust U18 | 7:46.20 | 17-Dec-00 | Sydney | NSW - Andreatta, Fitzgerald, Bromley, Hall | | |
| 4 x 1500m Relay | | | | | | |
| World | 14:38.8 | 17-Aug-77 | Koln | GER - Wessinghage, Hudak, Lederer, Fleschen | | |
| Commonwealth | 14:40.4 | 22-Aug-73 | Oslo | NZL - Dixon, Polhill, Quax, Walker | | |
| Aust Allcomers | 15:19.00 | 27-Nov-88 | Melbourne | VIC - Agosta, Paulin, Polkinghorne, Quilty | | |
| Aust National | 15:19.00 | 27-Nov-88 | Melbourne | VIC - Agosta, Paulin, Polkinghorne, Quilty | | |
| Aust State Team | 15:19.00 | 27-Nov-88 | Melbourne | VIC - Agosta, Paulin, Polkinghorne, Quilty | | |
| Aust U20 | 15:45.09 | 28-Mar-92 | Melbourne | VIC - Bowden, Gibbs, Sly, Unthank | | |
| Aust U18 | 16:04.7 | 17-Dec-89 | Melbourne | VIC - Ellis, Howley, McMahon, Millichamp | | |
| Aust U16 | 17:08.08 | 22-Nov-87 | Sydney | NSW - Amante, Hunt, Tracey, Vonwiller | | |
| 1000 Sprint Medley Relay | | | | | | |
| Aust U18 | 2:01.06 | 9-Apr-05 | Brisbane | NSW - Rodgers, Watton, Garrett, Watts | | |
| High Jump | | | | | | |
| World | 2.45 | 27-Jul-93 | Salamanca | Javier SotoMayor | CUB | 13-Oct-67 |
| Commonwealth | 2.38 | 12-Jul-95 | Nice | Troy Kemp | BAH | 18-Jun-66 |
| | 2.38 | 5-Mar-05 | Oudtshoorn | Jacques Freitag | RSA | 11-Jun-82 |
| World Junior | 2.37 | 12-Aug-90 | Plavdiv | Dragutin Topic | YUG | 12-Mar-71 |
| | 2.37 | 20-Sep-92 | Seoul | Steve Smith | GBR | 29-Mar-73 |
| Aust Allcomers | 2.36 | 2-Mar-97 | Melbourne | Tim Forsyth | VIC | 17-Aug-73 |
| | 2.36 | 5-Feb-00 | Perth | Konstantin Mutusevich | ISR | 25-Feb-71 |
| Aust National | 2.36 | 2-Mar-97 | Melbourne | Tim Forsyth | VIC | 17-Aug-73 |
| Aust U20 | 2.34 | 4-Jul-92 | Oslo | Tim Forsyth | VIC | 17-Aug-73 |
| Aust U18 | 2.29 | 12-Aug-90 | Plavdiv | Tim Forsyth | VIC | 17-Aug-73 |
| Aust U16 | 2.14 | 5-Dec-92 | Perth | Mark Sills | QLD | 24-Dec-76 |

| EVENT | PERF. | DATE | VENUE | NAME | STATE | D.O.B. |
|---------------------------|-----------|-----------|-------------------|--------------------|-----------|-----------|
| Pole Vault | | | | | | |
| World | 6.14 | 31-Jul-94 | Sestriere | Sergey Bubka | UKR | 4-Dec-63 |
| Commonwealth | 6.05 | 9-Aug-01 | Edmonton | Dmitri Markov | AUS | 14-Mar-75 |
| World Junior | 5.80 | 14-Jul-89 | Bryansk | Maksim Tarasov | URS | 2-Dec-70 |
| Aust Allcomers | 6.00 | 26-Feb-05 | Perth | Paul Burgess | WA | 14-Aug-79 |
| Aust National | 6.05 | 9-Aug-01 | Edmonton | Dmitri Markov | SA | 14-Mar-75 |
| Aust U20 | 5.60 | 7-Feb-98 | Perth | Paul Burgess | WA | 14-Aug-79 |
| Aust U18 | 5.35 | 25-Aug-96 | Sydney | Paul Burgess | WA | 14-Aug-79 |
| Aust U16 | 4.85 | 9-Dec-04 | Sydney | Matei Tzvetanov | WA | 3-Feb-89 |
| Long Jump | | | | | | |
| World | 8.95 | 30-Aug-91 | Tokyo | Mike Powell | USA | 10-Nov-63 |
| Commonwealth | 8.62 | 5-Apr-97 | Orlando | James Beckford | JAM | 9-Jan-75 |
| World Junior | 8.34 | 8-Sep-72 | Munich | Randy Williams | USA | 23-Aug-53 |
| Aust Allcomers | 8.55 | 28-Sep-00 | Sydney | Ivan Pedroso | CUB | 17-Dec-72 |
| Aust National | 8.49 | 28-Sep-00 | Sydney | Jai Taurima | QLD | 26-Jun-72 |
| Aust U20 | 8.00 | 16-Aug-06 | Beijing | Robert Crowthier | QLD | 2-Aug-87 |
| Aust U18 | 7.95 | 15-Jul-05 | Marrakesh | Christopher Noffke | QLD | 6-Jan-88 |
| Aust U16 | 7.38 | 21-Nov-03 | Brisbane | Christopher Noffke | QLD | 6-Jan-88 |
| Triple Jump | | | | | | |
| World | 18.29 | 7-Aug-95 | Gothenburg | Jonathan Edwards | GBR | 10-May-66 |
| Commonwealth | 18.29 | 7-Aug-95 | Gothenburg | Jonathan Edwards | GBR | 10-May-66 |
| World Junior | 17.50 | 23-Jun-85 | Erfurt | Volker Mai | GDR | 3-May-66 |
| Aust Allcomers | 17.71 | 25-Sep-00 | Sydney | Jonathan Edwards | GBR | 10-May-66 |
| Aust National | 17.46 | 7-Aug-82 | London | Ken Lorraway | ACT | 6-Feb-56 |
| Aust U20 | 16.30 | 3-Jul-04 | Manchester | Alwyn Jones | SA | 28-Feb-85 |
| Aust U18 | 15.60 | 2-Nov-97 | Bundaberg | Joshua Ferguson | QLD | 15-Feb-80 |
| Aust U16 | 14.50 | 12-Nov-88 | Melbourne | Craig Furber | VIC | 14-Dec-72 |
| Shot Put | | | | | | |
| World | 23.12 | 20-May-90 | Westwood | Randy Barnes | USA | 16-Jun-66 |
| Commonwealth | 21.97 | 2-Jun-01 | Eugene | Janus Robberts | RSA | 10-Mar-79 |
| World Junior (6kg) | 21.96 | 29-Jun-02 | Zagreb | Edis Ekosevic | CRO | 18-Feb-83 |
| Aust Allcomers | 22.00 | 5-Oct-85 | Canberra | Ulf Timmermann | GDR | 1-Nov-62 |
| Aust National | 20.96 | 5-Apr-03 | Brisbane | Justin Anlezark | QLD | 14-Aug-77 |
| Aust U20 (7.26kg) | 18.43 | 18-Dec-86 | Melbourne | John Minns | VIC | 31-May-67 |
| Aust U20 (6kg) | 19.78 | 8-Dec-01 | Melbourne | Scott Martin | VIC | 12-Oct-82 |
| Aust U18 (5kg) | 20.77 | 13-Dec-98 | Canberra | Rhys Jones | QLD | 19-Mar-81 |
| Aust U16 (4kg) | 20.05 | 10-Dec-04 | Sydney | Emanuele Fuamatu | NSW | 27-Oct-89 |
| Discus Throw | | | | | | |
| World | 74.08 | 6-Jun-86 | Neubrandenburg | Jurgen Schult | GER | 11-May-60 |
| Commonwealth | 70.32 | 26-May-02 | Salon-de-provence | Frantz Kruger | RSA | 22-May-75 |
| World Junior (175kg)67.32 | 16-Aug-06 | Beijing | Margus Hunt | EST | 14-Jul-87 | |
| Aust Allcomers | 69.30 | 25-Sep-00 | Sydney | Virgilijus Alekna | LIT | 13-Feb-72 |
| Aust National | 65.06 | 3-Jan-79 | Newcastle | Wayne Martin | NSW | 26-Feb-55 |

OUTDOOR RECORDS AS AT DECEMBER 31, 2006 (CONTINUED)

| EVENT | PERF. | DATE | VENUE | NAME | STATE | D.O.B. |
|---|-------|-----------|--------------|---------------------|-------|-----------|
| Aust U20 (2kg) | 61.98 | 12-Dec-87 | Melbourne | Werner Reiterer | VIC | 27-Jan-68 |
| Aust U20 (1.75kg) | 59.66 | 29-Feb-04 | Sydney | Ronnie Buckley | VIC | 15-Jun-86 |
| Aust U18 (1.5kg) | 68.44 | 2-Nov-85 | Melbourne | Werner Reiterer | VIC | 27-Jan-68 |
| Aust U16 (1kg) | 75.33 | 10-Dec-99 | Sydney | Timothy Driesen | VIC | 27-Mar-84 |
| Hammer Throw | | | | | | |
| World | 86.74 | 30-Aug-86 | Stuttgart | Yuriy Sedykh | URS | 11-Jun-55 |
| Commonwealth | 80.63 | 15-Apr-05 | Durban | Chris Harmse | RSA | 31-May-73 |
| World Junior (6kg) | 82.62 | 22-Jul-06 | Tula | Yevgeniy Aydamirov | RUS | 11-May-87 |
| Aust Allcomers | 82.94 | 7-Sep-01 | Brisbane | Koji Murofushi | JPN | 8-Oct-74 |
| Aust National | 79.29 | 6-Jul-02 | Croatia | Stuart Rendell | ACT | 30-Jun-72 |
| Aust U20 (7.26kg) | 68.98 | 12-Jul-86 | Athens | Sean Carlin | SA | 29-Nov-67 |
| Aust U20 (6kg) | 75.62 | 3-Sep-00 | Brisbane | Aaron Fish | QLD | 27-Feb-81 |
| Aust U18 (5kg) | 74.42 | 9-Dec-00 | Adelaide | Timothy Driesen | VIC | 27-Mar-84 |
| Aust U16 (4kg) | 72.85 | 8-Jan-00 | Bendigo | Timothy Driesen | VIC | 27-Mar-84 |
| Javelin Throw | | | | | | |
| World | 98.48 | 25-May-96 | Jena | Jan Zelezny | CZE | 16-Jun-66 |
| Commonwealth | 91.46 | 25-Jan-92 | Auckland | Steve Backley | GBR | 12-Feb-69 |
| World Junior | 83.87 | 7-Jun-01 | Bergen | Andreas Thorkildsen | NOR | 1-Apr-82 |
| Aust Allcomers | 90.17 | 23-Sep-00 | Sydney | Jan Zelezny | CZE | 16-Jun-66 |
| Aust National | 85.75 | 26-Jan-98 | Adelaide | Andrew Currey | NSW | 7-Feb-71 |
| Aust U20 | 75.90 | 30-Dec-01 | Perth | Oliver Dziubak | WA | 30-Mar-82 |
| Aust U18 (700g) | 77.78 | 16-Oct-02 | Brisbane | Joshua Robinson | QLD | 4-Oct-85 |
| Aust U16 (700g) | 73.64 | 20-May-89 | Brisbane | Ian Pearce | QLD | 30-Aug-73 |
| Decathlon | | | | | | |
| World | 9026 | 27-May-01 | Golzis | Roman Sebrle | CZE | 26-Nov-74 |
| Commonwealth | 8847 | 9-Aug-84 | Los Angeles | Daley Thompson | GBR | 30-Jul-58 |
| World Junior | 8397 | 7-Jul-82 | Erfurt | Torsten Voss | GDR | 24-Mar-63 |
| Aust Allcomers | 8641 | 28-Sep-00 | Sydney | Erki Nool | EST | 25-Jun-70 |
| Aust National | 8490 | 18-Sep-98 | Kuala Lumpur | Jagan Hames | SA | 31-Oct-75 |
| Aust U20 (1000g) | 7322 | 31-Jan-93 | Canberra | Paul Jeffrey | WA | 14-Jan-74 |
| Combined Event | | | | | | |
| Aust U20 (Aa) | 7461 | 4-Apr-03 | Brisbane | Jason Dudley | QLD | 10-Nov-84 |
| Aust U18 | 7419 | 14-Oct-01 | Brisbane | Jason Dudley | QLD | 10-Nov-84 |
| Aust U16 | 4949 | 18-Dec-05 | Canberra | Adam Bevis | QLD | 19-Mar-90 |
| Octathlon (Youth Best On Record) | | | | | | |
| Aust U18 | 5997 | 13-Jul-01 | Hungary | Jason Dudley | QLD | 10-Nov-84 |
| MEN - ROAD | | | | | | |
| Half Marathon | | | | | | |
| World | 58:55 | 15-Jan-06 | Phoenix | Haile Gebrselassie | ETH | 18-Apr-73 |
| World Junior | 59:16 | 11-Sep-05 | Rotterdam | Samuel Wanjiru | KEN | 10-Nov-86 |
| Aust Allcomers | 61:11 | 22-May-94 | Sydney | Pat Carroll | QLD | 17-Aug-61 |
| Aust National | 60:02 | 19-Jan-97 | Tokyo | Darren Wilson | VIC | 9-Aug-68 |

| EVENT | PERF. | DATE | VENUE | NAME | STATE | D.O.B. |
|------------------------|---------|-----------|-------------------|---------------------|-------|-----------|
| Marathon | | | | | | |
| World | 2:04:55 | 28-Sep-03 | Berlin | Paul Tergat | KEN | 17-Jun-69 |
| Commonwealth | 2:04:55 | 28-Sep-03 | Berlin | Paul Tergat | KEN | 17-Jun-69 |
| World Junior | 2:10:13 | 17-Apr-05 | Essen | Moses Mosai | KEN | 1-Jun-86 |
| Aust Allcomers | 2:09:18 | 8-Oct-82 | Brisbane | Rob De Castella | VIC | 27-Feb-57 |
| Aust National | 2:07:51 | 22-Apr-86 | Boston | Rob De Castella | VIC | 27-Feb-57 |
| 100km Road Race | | | | | | |
| World | 6:13:33 | 21-Jun-98 | Tokoro | Takahiro Sunada | JPN | 19-Jan-73 |
| Aust Allcomers | 6:29:26 | 23-Apr-95 | Tasmania | Tim Sloane | TAS | 29-Jul-67 |
| Aust National | 6:29:26 | 23-Apr-95 | Tasmania | Tim Sloane | TAS | 29-Jul-67 |
| 8km Road Walk | | | | | | |
| Aust U18 | 34:21.0 | 24-May-92 | Melbourne | Dion Russell | VIC | 8-May-75 |
| 10km Road Walk | | | | | | |
| Aust U20 | 40.54 | 26-Jun-04 | Sydney | Adam Rutter | NSW | 24-Dec-86 |
| 20km Road Walk | | | | | | |
| World | 1:17:21 | 23-Aug-03 | Paris Saint-denis | Jefferson Perez | ECU | 1-Jul-74 |
| Commonwealth | 1:17:33 | 23-Apr-05 | Cixi City China | Nathan Deakes | AUS | 17-Aug-77 |
| World Junior | 1:18:06 | 4-Mar-01 | Adler | Viktor Buryayev | RUS | 23-Aug-82 |
| Aust Allcomers | 1:18:59 | 22-Sep-00 | Sydney | Robert Korzeniowski | POL | 30-Jul-68 |
| Aust National | 1:17:33 | 23-Apr-05 | Cixi City China | Nathan Deakes | VIC | 17-Aug-77 |
| Aust U20 | 1:24:46 | 6-Mar-05 | Sydney | Adam Rutter | NSW | 24-Dec-86 |
| 30km Road Walk | | | | | | |
| Aust Allcomers | 2:05:06 | 27-Aug-06 | Hobart | Nathan Deakes | VIC | 17-Aug-77 |
| Aust National | 2:05:06 | 27-Aug-06 | Hobart | Nathan Deakes | VIC | 17-Aug-77 |
| 50km Road Walk | | | | | | |
| World | 3:35:47 | 2-Dec-06 | Geelong | Nathan Deakes | AUS | 17-Aug-77 |
| Commonwealth | 3:35:47 | 2-Dec-06 | Geelong | Nathan Deakes | AUS | 17-Aug-77 |
| Aust Allcomers | 3:35:47 | 2-Dec-06 | Geelong | Nathan Deakes | VIC | 17-Aug-77 |
| Aust National | 3:35:47 | 2-Dec-06 | Geelong | Nathan Deakes | VIC | 17-Aug-77 |

MEN - BEST ON RECORD

| | | | | | | |
|------------------------------------|-------------|-----------|-----------|-----------|----------|-----------|
| 100 Yards | | | | | | |
| Aust Allcomers | 9.2 | 10-Mar-65 | Sydney | Bob Lay | NSW | 20-Mar-44 |
| Aust National | 9.2 | 10-Mar-65 | Sydney | Bob Lay | NSW | 20-Mar-44 |
| 12 Hours 10-man Track Relay | | | | | | |
| Aust Allcomers | 242km477.5m | | 30-Sep-84 | Melbourne | VIC Team | |
| Aust National | 242km477.5m | | 30-Sep-84 | Melbourne | VIC Team | |

WOMEN - OUTDOOR

| | | | | | | |
|-------------------|-------|-----------|--------------|--------------------------|-----|-----------|
| 100 Metres | | | | | | |
| World | 10.49 | 16-Jul-88 | Indianapolis | Florence Griffith-Joyner | USA | 21-Dec-59 |

OUTDOOR RECORDS AS AT DECEMBER 31, 2006 (CONTINUED)

| EVENT | PERF. | DATE | VENUE | NAME | STATE | D.O.B. |
|--------------------|---------|-----------|---------------|--------------------------|-------|-----------|
| Commonwealth | 10.74 | 7-Sep-96 | Milan | Merlene Ottey | JAM | 10-May-60 |
| World Junior | 10.88 | 1-Jul-77 | Dresden | Marlies Oelsner-Gohr | GDR | 21-Mar-58 |
| Aust Allcomers | 10.75 | 23-Sep-00 | Sydney | Marion Jones | USA | 12-Oct-75 |
| Aust National | 11.12 | 31-Jul-94 | Sestriere | Melinda Gainsford | NSW | 1-Oct-71 |
| Aust U20 | 11.20 | 15-Oct-68 | Mexico City | Raelene Boyle | VIC | 24-Jun-51 |
| Aust U18 | 11.20 | 15-Oct-68 | Mexico City | Raelene Boyle | VIC | 24-Jun-51 |
| Aust U16 | 11.3 | 14-Jan-76 | Sydney | Debbie Wells | NSW | 29-May-61 |
| 200 Metres | | | | | | |
| World | 21.34 | 29-Sep-88 | Seoul | Florence Griffith-Joyner | USA | 21-Dec-59 |
| Commonwealth | 21.64 | 13-Sep-91 | Brussels | Merlene Ottey | JAM | 10-May-60 |
| World Junior | 22.18 | 25-Aug-04 | Athens | Allyson Felix | USA | 18-Nov-85 |
| Aust Allcomers | 21.84 | 28-Sep-00 | Sydney | Marion Jones | USA | 12-Oct-75 |
| Aust National | 22.23 | 13-Jul-97 | Stuttgart | Melinda Gainsford | NSW | 1-Oct-71 |
| Aust U20 | 22.74 | 18-Oct-68 | Mexico City | Raelene Boyle | VIC | 24-Jun-51 |
| Aust U18 | 22.74 | 18-Oct-68 | Mexico City | Raelene Boyle | VIC | 24-Jun-51 |
| Aust U16 | 22.8 | 28-Feb-76 | Brisbane | Debbie Wells | NSW | 29-May-61 |
| 400 Metres | | | | | | |
| World | 47.60 | 6-Oct-85 | Canberra | Marita Koch | GDR | 18-Feb-57 |
| Commonwealth | 48.63 | 29-Jul-96 | Atlanta | Cathy Freeman | AUS | 16-Feb-73 |
| World Junior | 49.42 | 27-Aug-91 | Tokyo | Grit Breuer | GER | 16-Feb-72 |
| Aust Allcomers | 47.60 | 6-Oct-85 | Canberra | Marita Koch | GDR | 18-Feb-57 |
| Aust National | 48.63 | 29-Jul-96 | Atlanta | Cathy Freeman | VIC | 16-Feb-73 |
| Aust U20 | 51.14 | 28-Jun-92 | Birmingham | Cathy Freeman | VIC | 16-Feb-73 |
| Aust U18 | 51.80 | 12-Dec-99 | Sydney | Jana Pittman | NSW | 9-Nov-82 |
| Aust U16 | 52.90 | 20-Feb-94 | Melbourne | Tamsyn Lewis | VIC | 20-Jul-78 |
| 800 Metres | | | | | | |
| World | 1:53.28 | 26-Jul-83 | Munich | Jarmila Kratochvilova | TCH | 26-Jan-51 |
| Commonwealth | 1:55.29 | 24-Aug-97 | Koln | Maria Lurdes Mutola | MOZ | 27-Oct-72 |
| World Junior | 1:57.18 | 8-Sep-93 | Beijing | Yuan Wang | CHN | 8-Apr-76 |
| Aust Allcomers | 1:56.15 | 25-Sep-00 | Sydney | Maria Lurdes Mutola | MOZ | 27-Oct-72 |
| Aust National | 1:59.00 | 28-Feb-76 | Melbourne | Charlene Rendina | VIC | 18-Dec-47 |
| Aust U20 | 2:01.1 | 11-Feb-82 | Melbourne | Michelle Baumgartner | VIC | 25-Jul-63 |
| Aust U18 | 2:01.81 | 15-Jan-00 | Melbourne | Georgie Clarke | VIC | 17-Jun-84 |
| Aust U16 | 2:02.49 | 20-Mar-99 | Melbourne | Georgie Clarke | VIC | 17-Jun-84 |
| 1000 Metres | | | | | | |
| World | 2:28.98 | 23-Aug-96 | Brussels | Svetlana Masterkova | RUS | 17-Jan-68 |
| Commonwealth | 2:29.66 | 23-Aug-96 | Brussels | Maria Lurdes Mutola | MOZ | 27-Oct-72 |
| World Junior | 2:35.4 | 5-Aug-79 | Podolsk | Irina Nikitina | URS | 16-Jan-61 |
| Aust Allcomers | 2:35.4 | 12-Jul-84 | Potsdam | Katrin Wuhn | GDR | 19-Nov-65 |
| Aust Allcomers | 2:39.4 | 7-Jan-93 | Melbourne | Susie Power | VIC | 26-Mar-75 |
| Aust National | 2:38.8 | 12-Jul-76 | Montreal | Judy Pollock | VIC | 25-Jun-40 |
| Aust U20 | 2:39.4 | 7-Jan-93 | Melbourne | Susie Power | VIC | 26-Mar-75 |
| Aust U18 | 2:43.72 | 11-Jun-00 | Castle Island | George Clarke | VIC | 17-Jun-84 |

| EVENT | PERF. | DATE | VENUE | NAME | STATE | D.O.B. |
|----------------------------------|----------|-----------|-------------|---------------------|-------|-----------|
| 1500 Metres | | | | | | |
| World | 3:50.46 | 11-Sep-93 | Beijing | Yunxia Qu | CHN | 25-Dec-72 |
| Commonwealth | 3:57.41 | 8-Aug-98 | Monaco | Jackline Maranga | KEN | 16-Dec-77 |
| World Junior | 3:51.34 | 18-Oct-97 | Shanghai | Yinglai Lang | CHN | 22-Aug-79 |
| Aust Allcomers | 4:03.46 | 9-Sep-01 | Melbourne | Violeta Szekely | ROM | 26-Mar-65 |
| Aust National | 4:00.93 | 26-Jul-06 | Stockholm | Sarah Jamieson | VIC | 24-Mar-75 |
| Aust U20 | 4:06.77 | 30-Jan-00 | Hobart | Georgie Clarke | VIC | 17-Jun-84 |
| Aust U18 | 4:06.77 | 30-Jan-00 | Hobart | Georgie Clarke | VIC | 17-Jun-84 |
| Aust U16 | 4:12.51 | 6-Dec-99 | Melbourne | Georgie Clarke | VIC | 17-Jun-84 |
| 1 Mile (= 1609.33 Metres) | | | | | | |
| World | 4:12.56 | 14-Aug-96 | Zurich | Svetlana Masterkova | RUS | 17-Jan-68 |
| Commonwealth | 4:17.57 | 21-Aug-85 | Zurich | Zola Pieterse | GBR | 26-May-66 |
| World Junior | 4:17.57 | 21-Aug-85 | Zurich | Zola Pieterse | GBR | 26-May-66 |
| Aust Allcomers | 4:31.2 | 15-Nov-86 | Canberra | Krishna Wood | ACT | 18-May-66 |
| Aust National | 4:25.84 | 10-Aug-96 | Monte Carlo | Margaret Crowley | VIC | 24-May-67 |
| Aust U20 | 4:32.73 | 17-Dec-92 | Melbourne | Susie Power | VIC | 26-Mar-75 |
| 2000 Metres | | | | | | |
| World | 5:25.36 | 8-Jul-94 | Edinburgh | Sonia O'sullivan | IRL | 28-Nov-69 |
| Commonwealth | 5:26.93 | 8-Jul-94 | Edinburgh | Yvonne Murray | GBR | 4-Oct-64 |
| Aust Allcomers | 5:56.3 | 27-Nov-88 | Brisbane | Angela Raines-White | QLD | 22-Mar-74 |
| Aust National | 5:37.71 | 13-Jun-03 | Ostrava | Benita Johnson | VIC | 6-May-79 |
| Aust U20 | 5:50.47 | 4-Sep-94 | Birmingham | Susie Power | VIC | 26-Mar-75 |
| Aust U18 | 5:56.3 | 27-Nov-88 | Brisbane | Angela Raines-White | QLD | 22-Mar-74 |
| Aust U16 | 5:56.3 | 27-Nov-88 | Brisbane | Angela Raines-White | QLD | 22-Mar-74 |
| 3000 Metres | | | | | | |
| World | 8:06.11 | 13-Sep-93 | Beijing | Junxia Wang | CHN | 9-Jan-73 |
| Commonwealth | 8:22.20 | 19-Jul-02 | Monaco | Paula Radcliffe | GBR | 17-Dec-73 |
| World Junior | 8:28.83 | 7-Sep-85 | Rome | Zola Pieterse | GBR | 26-May-66 |
| Aust Allcomers | 8:43.14 | 14-Jan-90 | Sydney | Liz McColgan | SCO | 24-Apr-64 |
| Aust National | 8:38.06 | 13-Jul-03 | Gateshead | Benita Johnson | VIC | 6-May-79 |
| Aust U20 | 8:44.1 | 13-Jul-84 | Eugene | Donna Gould | SA | 10-Jun-66 |
| Aust U18 | 9:02.11 | 20-Feb-99 | Sydney | Eloise Poppett | NSW | 9-Nov-82 |
| Aust U16 | 9:08.93 | 29-Oct-05 | Canberra | Emily Brichacek | ACT | 7-Jul-90 |
| 5000 Metres | | | | | | |
| World | 14:24.53 | 3-Jun-06 | New York | Meseret Defar | ETH | 19-Nov-83 |
| Commonwealth | 14:29.11 | 20-Jun-04 | Bydgoszcz | Paula Radcliffe | GBR | 17-Dec-73 |
| World Junior | 14:30.88 | 11-Jun-04 | Bergen | Tirunesh Dibaba | ETH | 1-Oct-85 |
| Aust Allcomers | 14:40.79 | 25-Sep-00 | Sydney | Gabriela Szabo | ROM | 14-Nov-75 |
| Aust National | 14:47.60 | 6-Sep-02 | Berlin | Benita Johnson | VIC | 6-May-79 |
| Aust U20 | 15:18.6 | 16-Oct-99 | Sydney | Eloise Poppett | NSW | 9-Nov-82 |
| 10,000 Metres | | | | | | |
| World | 29:31.78 | 8-Sep-93 | Beijing | Junxia Wang | CHN | 9-Jan-73 |
| Commonwealth | 30:01.09 | 6-Aug-02 | Munich | Paula Radcliffe | GBR | 17-Dec-73 |

OUTDOOR RECORDS AS AT DECEMBER 31, 2006 (CONTINUED)

| EVENT | PERF. | DATE | VENUE | NAME | STATE | D.O.B. |
|----------------------|-------------|-----------|-------------------|----------------------|-------|-----------|
| World Junior | 30:31.55 | 23-Aug-03 | Paris Saint-denis | Huina Xing | CHN | 25-Feb-84 |
| Aust Allcomers | 30:17.49 | 30-Sep-00 | Sydney | Derartu Tulu | ATH | 21-Mar-72 |
| Aust National | 30:37.68 | 23-Aug-03 | Paris | Benita Johnson | VIC | 6-May-79 |
| Aust U20 | 34:15.0 | 18-Dec-85 | Adelaide | Donna Gould | SA | 10-Jun-66 |
| 1 Hour Track | | | | | | |
| World | 18,340m | 7-Aug-98 | Borgholzhausen | Tegla Loroupe | KEN | 9-May-73 |
| Aust Allcomers | Not Claimed | | | | | |
| Aust National | Not Claimed | | | | | |
| 20,000 Metres | | | | | | |
| World | 1:05:26.6 | 3-Sep-00 | Borgholzhausen | Tegla Loroupe | KEN | 9-May-73 |
| Aust Allcomers | Not Claimed | | | | | |
| Aust National | Not Claimed | | | | | |
| 25,000 Metres | | | | | | |
| World | 1:27:05.84 | 21-Sep-02 | Mengerskirchen | Tegla Loroupe | KEN | 9-May-73 |
| Aust Allcomers | Not Claimed | | | | | |
| Aust National | Not Claimed | | | | | |
| 30,000 Metres | | | | | | |
| World | 1:45:50.0 | 6-Jun-03 | Warstein | Tegla Loroupe | KEN | 9-May-73 |
| Aust Allcomers | Not Claimed | | | | | |
| Aust National | Not Claimed | | | | | |
| 90m Hurdles | | | | | | |
| Aust U16 | 12.51 | 9-Dec-01 | Melbourne | Sally McLellan | QLD | 19-Sep-86 |
| 100m Hurdles | | | | | | |
| World | 12.21 | 20-Aug-88 | Stara Zagora | Yordanka Donkova | BUL | 28-Sep-61 |
| Commonwealth | 12.44 | 8-Aug-98 | Monaco | Glory Alozie | NGR | 30-Dec-77 |
| | 12.44 | 28-Aug-98 | Brussels | Glory Alozie | NGR | 30-Dec-77 |
| | 12.44 | 28-Aug-99 | Seville | Glory Alozie | NGR | 30-Dec-77 |
| World Junior | 12.84 | 16-Jul-87 | Zagreb | Aliuska Lopez | CUB | 29-Aug-69 |
| Aust Allcomers | 12.61 | 4-Sep-01 | Brisbane | Gail Devers | USA | 19-Nov-66 |
| Aust National | 12.93 | 28-Jun-72 | Warsaw | Pam Ryan | VIC | 12-Aug-39 |
| | 12.5 | 28-Jun-72 | Warsaw | Pam Ryan | VIC | 12-Aug-39 |
| Aust U20 | 13.01 | 26-Nov-05 | Brisbane | Sally McLellan | QLD | 19-Sep-86 |
| Aust U18 (76m) | 13.14 | 11-Jul-03 | Sherbrook | Sally McLellan | QLD | 19-Sep-86 |
| 200m Hurdles | | | | | | |
| Aust Allcomers | 25.7 | 25-Nov-71 | Melbourne | Pam Ryan | VIC | 12-Aug-39 |
| Aust National | 25.7 | 25-Nov-71 | Melbourne | Pam Ryan | VIC | 12-Aug-39 |
| Aust U16 | 27.91 | 21-Mar-03 | Sydney | Jessica Gulli | VIC | 19-Mar-88 |
| 400m Hurdles | | | | | | |
| World | 52.34 | 8-Aug-03 | Tula | Yuliya Pechonkina | RUS | 21-Apr-78 |
| Commonwealth | 52.74 | 19-Aug-93 | Stuttgart | Sally Gunnell | GBR | 29-Jul-66 |
| World Junior | 54.40 | 21-Oct-05 | Nanjing | Xing Wang | CHN | 30-Nov-86 |
| Aust Allcomers | 53.02 | 27-Sep-00 | Sydney | Irina Privalova | RUS | 22-Nov-68 |
| Aust National | 53.17 | 28-Sep-88 | Seoul | Debbie Flintoff-King | VIC | 20-Apr-60 |

| EVENT | PERF. | DATE | VENUE | NAME | STATE | D.O.B. |
|---------------------------|------------|-----------|-------------|--------------------|-------|-----------|
| Aust U20 | 55.20 | 18-Mar-00 | Pietersberg | Jana Pittman | NSW | 9-Nov-82 |
| Aust U18 | 56.23 | 18-Dec-99 | Sydney | Jana Pittman | NSW | 9-Nov-82 |
| 2000m Steeplechase | | | | | | |
| Aust U20 | 6:25.77 | 1-May-00 | Sydney | Melissa Rollison | QLD | 13-Apr-83 |
| Aust U18 | 6:25.77 | 1-May-00 | Sydney | Melissa Rollison | QLD | 13-Apr-83 |
| Aust U16 | 6:37.50 | 12-Dec-98 | Canberra | Melissa Rollison | QLD | 13-Apr-83 |
| 3000m Steeplechase | | | | | | |
| World | 9:01.59 | 4-Jul-04 | Iraklio | Gulnara Samitova | RUS | 9-Jul-78 |
| Commonwealth | 9:15.04 | 14-Jun-05 | Athens | Docus Inzikuru | UGA | 2-Feb-82 |
| World Junior | 9:30.70 | 4-Sep-01 | Brisbane | Melissa Rollison | AUS | 13-Apr-83 |
| Aust Allcomers | 9:24.29 | 22-Mar-06 | Melbourne | Melissa Rollison | QLD | 13-Apr-83 |
| Aust National | 9:24.29 | 22-Mar-06 | Melbourne | Melissa Rollison | QLD | 13-Apr-83 |
| Aust U20 | 9:30.70 | 4-Sep-01 | Brisbane | Melissa Rollison | QLD | 13-Apr-83 |
| 1500m Track Walk | | | | | | |
| Aust U16 | 5:59.15 | 25-Feb-96 | Sydney | Renee Mcaskill | NSW | 11-Mar-82 |
| 3000m Track Walk | | | | | | |
| Aust U20 | 12:27.74 | 25-Feb-93 | Melbourne | Jane Saville | NSW | 5-Nov-74 |
| Aust U18 | 12:43.0 | 8-Nov-97 | Sydney | Michelle French | NSW | 1-Apr-82 |
| Aust U16 | 12:43.0 | 8-Nov-97 | Sydney | Michelle French | NSW | 1-Apr-82 |
| 5000m Track Walk | | | | | | |
| World | 20:02.60 | 13-Jul-02 | Dublin | Gillian O'Sullivan | IRL | 21-Aug-76 |
| Commonwealth | 20:13.26 | 25-Feb-96 | Hobart | Kerry Saxby-Junna | AUS | 2-Jun-61 |
| World Junior | 20:31.4 | 10-Feb-96 | Adler | Irina Stankina | RUS | 25-Mar-77 |
| Aust Allcomers | 20:03.0 | 11-Feb-96 | Sydney | Kerry Saxby-Junna | NSW | 2-Jun-61 |
| Aust National | 20:03.0 | 11-Feb-96 | Sydney | Kerry Saxby-Junna | NSW | 2-Jun-61 |
| Aust U20 | 21:44.6 | 6-Jan-96 | Sydney | Natalie Saville | NSW | 7-Sep-78 |
| Aust U18 | 22:11.33 | 2-Mar-95 | Sydney | Natalie Saville | NSW | 7-Sep-78 |
| 10,000m Track Walk | | | | | | |
| World | 41:56.23 | 24-Jul-90 | Seattle | Nadezhda Ryashkina | URS | 22-Jan-67 |
| Commonwealth | 41:57.22 | 24-Jul-90 | Seattle | Kerry Saxby-Junna | AUS | 2-Jun-61 |
| World Junior | 43:11.34 | 21-Jul-05 | Kaunas | Vera Sokolova | RUS | 8-Jun-87 |
| Aust Allcomers | 42:46.45 | 14-Jan-89 | Sydney | Kerry Saxby-Junna | NSW | 2-Jun-61 |
| Aust National | 41:57.22 | 24-Jul-90 | Seattle | Kerry Saxby-Junna | NSW | 2-Jun-61 |
| Aust U20 | 48:04.78 | 18-Jul-02 | Jamaica | Laura Johnson | NSW | 31-Aug-84 |
| 20,000m Track Walk | | | | | | |
| World | 1:26:52.3 | 6-Sep-01 | Brisbane | Olimpiada Ivanova | RUS | 26-Aug-70 |
| Commonwealth | 1:33:40.2 | 6-Sep-01 | Brisbane | Kerry Saxby-Junna | AUS | 2-Jun-61 |
| Aust Allcomers | 1:33:40.2 | 6-Sep-01 | Brisbane | Kerry Saxby-Junna | NSW | 2-Jun-61 |
| Aust National | 1:33:40.2 | 6-Sep-01 | Brisbane | Kerry Saxby-Junna | NSW | 2-Jun-61 |
| 2 Hour Track Walk | | | | | | |
| Aust Allcomers | 22,747.10m | 20-Jun-92 | Melbourne | Carolyn Vanstan | VIC | 14-Aug-68 |
| Aust National | 22,747.10m | 20-Jun-92 | Melbourne | Carolyn Vanstan | VIC | 14-Aug-68 |

OUTDOOR RECORDS AS AT DECEMBER 31, 2006 (CONTINUED)

| EVENT | PERF. | DATE | VENUE | NAME | STATE | D.O.B. |
|------------------------|----------|-----------|--------------|---|-------|--------|
| 4 x 100m Relay | | | | | | |
| World | 41.37 | 6-Oct-85 | Canberra | GDR - Gladisch, Rieger, Auerswald, Gohr | | |
| Commonwealth | 41.73 | 27-Aug-04 | Athens | JAM - Lawrence, Simpson, Bailey, Campbell | | |
| World Junior | 43.29 | 8-Aug-06 | Eugene | USA - United States Blue Junior | | |
| Aust Allcomers | 41.37 | 6-Oct-85 | Canberra | GDR - Auerswald, Gladisch, Gohr, Rieger | | |
| Aust National | 42.99 | 18-Mar-00 | Pietersberg | AUS - Massey, Broadrick, Lambert, G-taylor | | |
| Aust State Team | 44.00 | 7-Mar-92 | Adelaide | NSW - Gainsford, Hough, Lee, Moore | | |
| Aust U20 | 44.86 | 17-Jul-04 | Grosseto | AUS - Boyd, McLellan, Cutmore, Negus | | |
| Aust U18 | 45.75 | 24-Mar-79 | Perth | VIC - Dyer, Milburn, Schmidt, Strong | | |
| Aust U16 | 46.25 | 7-Dec-01 | Melbourne | QLD - Boyd, McLellan, Cutmore, Reuter | | |
| 4 x 200m Relay | | | | | | |
| World | 1:27.46 | 29-Apr-00 | Philadelphia | USA - Jenkins, Richardson, Perry, Jones | | |
| Commonwealth | 1:31.57 | 20-Aug-77 | London | GBR - Colyear, Elder, Hartley, Lannaman | | |
| Aust Allcomers | 1:32.6 | 25-Jan-76 | Brisbane | AUS - Boyle, Jowett, Robertson, Wilson | | |
| Aust National | 1:32.6 | 25-Jan-76 | Brisbane | AUS - Boyle, Jowett, Robertson, Wilson | | |
| Aust State Team | 1:36.41 | 21-Nov-87 | Sydney | NSW - Caples, Clarke, Holland, Sullivan | | |
| Aust U20 | 1:39.24 | 14-Jan-89 | Sydney | NSW - Gray, Crompton, Hanigan, Reko | | |
| Aust U18 | 1:40.11 | 10-Dec-05 | Sydney | NSW - Graf, Taura, Hunt, Keir | | |
| Aust U16 | 1:40.11 | 10-Dec-05 | Sydney | NSW - Graf, Taura, Hunt, Keir | | |
| 4 x 400m Relay | | | | | | |
| World | 3:15.17 | 1-Oct-88 | Seoul | URS - Ledovskaya, Nazarova, Pinigina, Bryzgina | | |
| Commonwealth | 3:20.65 | 12-Aug-01 | Edmonton | JAM - Richards, Scott, Parris, Fenton | | |
| World Junior | 3:27.60 | 18-Jul-04 | Grosseto | USA - Anderson, Kid, Smith, Hastings | | |
| Aust Allcomers | 3:19.49 | 4-Oct-85 | Canberra | GDR - Busch, Emmelmann, Koch, Neubaer | | |
| Aust National | 3:23.81 | 30-Sep-00 | Sydney | AUS - Peris, Lewis, Gainsford-taylor, Freeman | | |
| Aust State Team | 3:31.35 | 16-Mar-86 | Adelaide | VIC - Flemming, Flintoff, Stewart, Tomsett | | |
| Aust U20 | 3:30.38 | 12-Aug-90 | Plavdiv | AUS - Andrews, Hanigan, Poetschka, Scamps | | |
| Aust U18 | 3:42.47 | 21-Mar-82 | Brisbane | NSW - Alton, Babbage, Hall, Maroney | | |
| Aust U16 | 3:45.47 | 7-Mar-86 | Hobart | NSW - Phillips, Scamps, Stenberg, West | | |
| 4 x 800m Relay | | | | | | |
| World | 7:50.17 | 5-Aug-84 | Moscow | URS - Olizarenko, Gurina, Borisova, Podvalovskaya | | |
| Commonwealth | 8:20.73 | 5-Jun-93 | | GBR - UK National Team | | |
| Aust Allcomers | 8:39.5 | 19-Dec-92 | Melbourne | VIC - Anderson, Perkins, Robinson, Webster | | |
| Aust National | 8:39.5 | 19-Dec-92 | Melbourne | VIC - Anderson, Perkins, Robinson, Webster | | |
| Aust State Team | 8:39.5 | 19-Dec-92 | Melbourne | VIC - Anderson, Perkins, Robinson, Webster | | |
| Aust U20 | 8:48.5 | 19-Dec-89 | Brisbane | QLD - Dawson, Lonsdale, Stephens, Van Gorp | | |
| Aust U18 | 8:57.81 | 19-Nov-05 | Sydney | NSW - KaJan, Tamslett, Neville, Doyle | | |
| Aust U16 | 9:03.96 | 27-Nov-88 | Sydney | NSW - Corbin, Mottram, Smith, Walsham | | |
| 4 x 1500m Relay | | | | | | |
| Aust Allcomers | 18:00.92 | 12-Dec-92 | Melbourne | VIC - Anderson, Perkins, Robinson, Webster | | |
| Aust National | 17:09.75 | 25-Jun-00 | London | AUS - Harvey, Clarke, Richardson, Jamieson | | |
| Aust State Team | 17:09.75 | 25-Jun-00 | London | AUS - Harvey, Clarke, Richardson, Jamieson | | |
| Aust U20 | 18:23.98 | 24-Nov-90 | Sydney | NSW - Beckhaus, Fien, Walsham, Wilson | | |

| EVENT | PERF. | DATE | VENUE | NAME | STATE | D.O.B. |
|----------------------------------|----------|-----------|-------------------|--|-------|-----------|
| Aust U18 | 18:34.58 | 28-Mar-92 | Melbourne | VIC - Harvey, Jones, Power, Stenson | | |
| Aust U16 | 18:43.26 | 26-Nov-88 | Sydney | NSW - Beckhaus, Corbin, Walkley, Walsham | | |
| 1000m Sprint Medley Relay | | | | | | |
| Aust U18 | 2:06.58 | 17-Jul-05 | Marrakesh | AUS - Gulli, Taura, Hill, Hoebergen | | |
| High Jump | | | | | | |
| World | 2.09 | 30-Aug-87 | Rome | Stefka Kostadinova | BUL | 25-Mar-65 |
| Commonwealth | 2.06 | 31-Aug-03 | Paris Saint-Denis | Hestrie Cloete | RSA | 26-Aug-78 |
| World Junior | 2.01 | 7-Jul-86 | Moscow | Olga Turchak | URS | 5-Mar-67 |
| | 2.01 | 18-Jun-89 | Karl-Marx-Stadt | Heike Balck | GDR | 19-Aug-70 |
| Aust Allcomers | 2.01 | 30-Sep-00 | Sydney | Yelena Yelesina | RUS | 4-Apr-70 |
| | 2.01 | 30-Sep-00 | Sydney | Hestrie Storbeck-Cloete | RSA | 26-Aug-78 |
| Aust National | 1.98 | 12-Feb-89 | Perth | Vanessa Ward | WA | 5-Jan-63 |
| | 1.98 | 17-Jul-94 | Ingolstadt | Alison Inverarity | WA | 12-Aug-70 |
| Aust U20 | 1.93 | 11-Aug-78 | Edmonton | Katrina Gibbs | NSW | 7-Apr-59 |
| | 1.93 | 15-Nov-03 | Sydney | Petrina Price | NSW | 26-Apr-84 |
| Aust U18 | 1.90 | 8-Mar-87 | Brisbane | Gai Kapernick | QLD | 20-Sep-70 |
| | 1.90 | 8-Dec-01 | Melbourne | Petrina Price | NSW | 26-Apr-84 |
| Aust U16 | 1.86 | 16-Feb-86 | Brisbane | Leah Cranston | QLD | 25-Feb-70 |
| | 1.86 | 16-Feb-86 | Brisbane | Gai Kapernick | QLD | 20-Sep-70 |
| | 1.86 | 9-Dec-89 | Adelaide | Andrea Hughes | TAS | 12-Dec-73 |
| Pole Vault | | | | | | |
| World | 5.01 | 12-Aug-05 | Helsinki | Yelena Isinbayeva | RUS | 3-Jun-82 |
| Commonwealth | 4.62 | 25-Mar-06 | Melbourne | Kym Howe | AUS | 12-Jun-80 |
| World Junior | 4.48 | 25-Aug-05 | Munster | Silke Spiegelsburg | GER | 17-Mar-86 |
| Aust Allcomers | 4.62 | 25-Mar-06 | Melbourne | Kym Howe | WA | 12-Jun-80 |
| Aust National | 4.62 | 25-Mar-06 | Melbourne | Kym Howe | WA | 12-Jun-80 |
| Aust U20 | 4.30 | 4-Feb-06 | Sydney | Vicky Parnov | WA | 24-Oct-90 |
| Aust U18 | 4.30 | 4-Feb-06 | Sydney | Vicky Parnov | WA | 24-Oct-90 |
| Aust U16 | 4.15 | 5-Jul-05 | Gold Coast | Vicky Parnov | WA | 24-Oct-90 |
| Long Jump | | | | | | |
| World | 7.52 | 11-Jun-88 | Leninrad | Galina Chistyakova | URS | 26-Jul-62 |
| Commonwealth | 7.16 | 22-May-04 | Ciudad De Mexico | Olga Goulbourne | JAM | 21-Jan-80 |
| World Junior | 7.14 | 4-Jun-83 | Bratislava | Heike Drechsler | GDR | 16-Dec-64 |
| Aust Allcomers | 7.27 | 6-Oct-85 | Canberra | Heike Drechsler | GDR | 16-Dec-64 |
| Aust National | 7.00 | 7-Mar-02 | Melbourne | Bronwyn Thompson | QLD | 29-Jan-78 |
| Aust U20 | 6.60 | 23-Aug-72 | Munich | Lyn Tillet | NSW | 15-Aug-53 |
| Aust U18 | 6.55 | 15-Oct-83 | Sydney | Nicole Boegman | NSW | 5-Mar-67 |
| Aust U16 | 6.32 | 28-Mar-99 | Perth | Shermin Oksuz | WA | 24-Mar-84 |
| Triple Jump | | | | | | |
| World | 15.50 | 10-Aug-95 | Goteborg | Inessa Kravets | UKR | 5-Oct-66 |
| Commonwealth | 15.30 | 23-Aug-04 | Athens | Francoise Mbangi Etone | CMR | 14-Apr-76 |
| World Junior | 14.62 | 25-Aug-96 | Sydney | Tereza Marinova | BUL | 5-Sep-77 |
| Aust Allcomers | 15.20 | 24-Sep-00 | Sydney | Tereza Marinova | BUL | 5-Sep-77 |

OUTDOOR RECORDS AS AT DECEMBER 31, 2006 (CONTINUED)

| EVENT | PERF. | DATE | VENUE | NAME | STATE | D.O.B. |
|----------------------|-------|-----------|----------------|----------------------|-------|-----------|
| Aust National | 14.04 | 9-Mar-02 | Hobart | Nicole Mladenis | WA | 22-Sep-75 |
| Aust National | 14.04 | 7-Dec-03 | Perth | Nicole Mladenis | WA | 22-Sep-75 |
| Aust U20 | 13.28 | 5-Feb-06 | Sydney | Linda Allen | QLD | 22-Mar-87 |
| Aust U18 | 13.13 | 11-Dec-99 | Sydney | Sarah Sydney | QLD | 16-Feb-84 |
| Aust U16 | 13.13 | 11-Dec-99 | Sydney | Sarah Sydney | QLD | 16-Feb-84 |
| Shot Put | | | | | | |
| World | 22.63 | 7-Jun-87 | Moscow | Natalya Lisovskaya | URS | 16-Jul-62 |
| Commonwealth | 20.20 | 28-Jan-06 | Christchurch | Valerie Adams-Vili | NZL | 6-Oct-84 |
| World Junior | 20.54 | 1-Jul-89 | Orimattila | Astrid Kumbernuss | GDR | 5-Feb-70 |
| Aust Allcomers | 20.69 | 4-Oct-85 | Canberra | Natalya Lisovskaya | URS | 16-Jul-62 |
| Aust National | 19.74 | 14-Jul-84 | Berkeley | Gael Martin | VIC | 27-Aug-56 |
| Aust U20 | 16.14 | 29-Oct-88 | Canberra | Lisa-Marie Vizaniari | ACT | 14-Dec-71 |
| Aust U18 | 16.14 | 29-Oct-88 | Canberra | Lisa-Marie Vizaniari | ACT | 14-Dec-71 |
| Aust U16 | 14.92 | 5-Jul-87 | Vancouver | Lisa-Marie Vizaniari | ACT | 14-Dec-71 |
| Discus Throw | | | | | | |
| World | 76.80 | 9-Jul-88 | Neubrandenburg | Gabriele Reinsch | GDR | 23-Sep-63 |
| Commonwealth | 68.72 | 22-Jan-94 | Auckland | Daniela Costian | AUS | 30-Apr-65 |
| World Junior | 74.40 | 13-Sep-88 | Berlin | Ilke Wyludda | GDR | 28-Mar-69 |
| Aust Allcomers | 69.78 | 6-Oct-85 | Canberra | Martina Opitz | GDR | 12-Dec-60 |
| Aust National | 68.72 | 22-Jan-94 | Auckland | Daniela Costian | QLD | 30-Apr-65 |
| Aust U20 | 60.63 | 20-Aug-06 | Beijing | Dani Samuels | NSW | 26-May-88 |
| Aust U18 | 58.52 | 26-Nov-05 | Brisbane | Dani Samuels | NSW | 26-May-88 |
| Aust U16 | 53.24 | 28-Feb-97 | Melbourne | Katrina Steele | NSW | 2-Jul-81 |
| Hammer Throw | | | | | | |
| World | 77.80 | 15-Aug-06 | Tallinn | Tatyana Lysenko | RUS | 9-Oct-83 |
| Commonwealth | 71.45 | 15-May-05 | Marietta | Candice Scott | TRI | 17-Sep-80 |
| World Junior | 73.24 | 24-Jun-05 | Changsha | Wenxiu Zhang | CHN | 22-Mar-86 |
| Aust Allcomers | 71.71 | 9-Sep-01 | Melbourne | Kamila Skolimowska | POL | 4-Nov-82 |
| Aust National | 71.12 | 6-Feb-03 | Adelaide | Bronwyn Eagles | NSW | 23-Aug-80 |
| Aust U20 | 62.02 | 9-Dec-99 | Sydney | Bronwyn Eagles | NSW | 23-Aug-80 |
| Aust U18 | 55.78 | 14-Dec-00 | Melbourne | Gabrielle Neighbour | VIC | 22-Nov-83 |
| Aust U16 | 52.08 | 11-Feb-96 | Sydney | Bronwyn Eagles | NSW | 23-Aug-80 |
| Javelin Throw | | | | | | |
| World | 71.70 | 14-Aug-05 | Helsinki | Osleidys Menendez | CUB | 14-Nov-79 |
| Commonwealth | 66.80 | 5-Aug-00 | Runaway Bay | Louise Currey | AUS | 24-Jan-69 |
| World Junior | 62.93 | 27-Oct-03 | Chongsha | Juan Xue | CHN | 10-Feb-86 |
| Aust Allcomers | 68.91 | 30-Sep-00 | Sydney | Trine Hattestad | NOR | 18-Apr-66 |
| Aust National | 66.80 | 5-Aug-00 | Runaway Bay | Louise Currey | NSW | 24-Jan-69 |
| Aust U20 | 56.01 | 15-Jul-04 | Grosseto | Annabel Thomson | NSW | 12-May-87 |
| Aust U18 | 56.01 | 15-Jul-04 | Grosseto | Annabel Thomson | NSW | 12-May-87 |
| Aust U16 | 45.41 | 28-Nov-05 | Melbourne | Bianca Maurer | VIC | 4-Oct-90 |
| Heptathlon | | | | | | |
| World | 7291 | 24-Sep-88 | Seoul | Jackie Joyner-Kersey | USA | 3-Mar-62 |

| EVENT | PERF. | DATE | VENUE | NAME | STATE | D.O.B. |
|-----------------------|-------|-----------|-----------|------------------|-------|-----------|
| Commonwealth | 6831 | 30-Jul-00 | Talence | Denise Lewis | GBR | 27-Aug-72 |
| World Junior | 6542 | 10-Aug-02 | Munich | Carolina Klufft | SWE | 2-Feb-83 |
| Aust Allcomers | 6584 | 24-Sep-00 | Sydney | Denise Lewis | GBR | 27-Aug-72 |
| Aust National | 6695 | 28-Jan-90 | Auckland | Jane Flemming | VIC | 14-Apr-65 |
| Aust U20 | 5788 | 27-Mar-90 | Melbourne | Peta Kennedy | VIC | 20-May-71 |
| Combined Event | | | | | | |
| Aust U18 | 5650 | 24-Feb-85 | Brisbane | Sharon Jaklofsky | QLD | 30-Sep-68 |
| Aust U16 | 5484 | 23-Feb-91 | Sydney | Jane Jamieson | NSW | 23-Jun-75 |

WOMEN - ROAD

Half Marathon

| | | | | | | |
|----------------|-------|-----------|------------|---------------|-----|-----------|
| World | 66:44 | 15-Jan-99 | Tokyo | Elana Meyer | RSA | 10-Oct-66 |
| Aust Allcomers | 69:38 | 12-Jul-92 | Gold Coast | Midori Fumoto | JPN | 18-Dec-71 |
| Aust National | 67:48 | 10-Jan-00 | Tokyo | Kerynn Mccann | NSW | 2-May-67 |

Marathon

| | | | | | | |
|----------------|---------|-----------|---------|-----------------|-----|-----------|
| World | 2:15:25 | 13-Apr-03 | London | Paula Radcliffe | GBR | 17-Dec-73 |
| Commonwealth | 2:15:25 | 13-Apr-03 | London | Paula Radcliffe | GBR | 17-Dec-73 |
| World Junior | 2:23:37 | 14-Oct-01 | Beijing | Min Liu | CHN | 29-Nov-83 |
| Aust Allcomers | 2:23:14 | 24-Sep-00 | Sydney | Noako Takahashi | JPN | 6-May-72 |
| Aust National | 2:22:36 | 22-Oct-06 | Chicago | Benita Johnson | VIC | 6-May-79 |

100km Road Race

| | | | | | | |
|----------------|---------|-----------|--------|---------------|-----|-----------|
| World | 6:33:11 | 25-Jun-00 | Tokoro | Tomoe Abe | JPN | 13-Aug-71 |
| Aust Allcomers | 7:40:58 | 18-Nov-95 | Kurow | Linda Meadows | VIC | 10-Mar-59 |
| Aust National | 7:40:58 | 18-Nov-95 | Kurow | Linda Meadows | VIC | 10-Mar-59 |

8km Road Walk

| | | | | | | |
|----------|-------|-----------|-----------|--------------|-----|----------|
| Aust U18 | 39:15 | 24-May-92 | Melbourne | Jane Saville | NSW | 5-Nov-74 |
|----------|-------|-----------|-----------|--------------|-----|----------|

10km Road Walk

| | | | | | | |
|----------------|----------|-----------|-----------|-------------------|-----|-----------|
| World | 41:04 | 20-Apr-96 | Sochi | Yelena Nikolayeva | RUS | 1-Feb-66 |
| Commonwealth | 41:29.71 | 27-Aug-88 | Canberra | Kerry Saxby-Junna | AUS | 2-Jun-61 |
| World Junior | 41:57 | 8-Sep-93 | Beijing | Hongmiao Gao | CHN | 17-Mar-74 |
| Aust Allcomers | 41:29.71 | 27-Aug-88 | Canberra | Kerry Saxby-Junna | NSW | 2-Jun-61 |
| Aust National | 41:29.71 | 27-Aug-88 | Canberra | Kerry Saxby-Junna | NSW | 2-Jun-61 |
| Aust U20 | 47:10 | 25-Aug-91 | Melbourne | Jane Saville | NSW | 5-Nov-74 |

15km Road Walk

| | | | | | | |
|----------------|-----------|----------|-----------|---------------|-----|-----------|
| Aust Allcomers | 1:14:49.9 | 5-Sep-99 | Melbourne | Wendy Muldoon | VIC | 27-May-71 |
| Aust National | 1:14:49.9 | 5-Sep-99 | Melbourne | Wendy Muldoon | VIC | 27-May-71 |

20km Road Walk

| | | | | | | |
|----------------|---------|-----------|----------|--------------------|-----|-----------|
| World | 1:25:41 | 7-Aug-05 | Helsinki | Olimpiada Iva Nova | RUS | 26-Aug-70 |
| Commonwealth | 1:27:44 | 2-May-04 | Naumburg | Jane Saville | AUS | 5-Nov-74 |
| Aust Allcomers | 1:29:05 | 28-Sep-00 | Sydney | Liping Wang | CHN | 8-Jul-76 |
| Aust National | 1:27:44 | 2-May-04 | Naumburg | Jane Saville | NSW | 5-Nov-74 |

2006 RECORDS

INDOOR RECORDS AS AT DECEMBER 31, 2006

INDOOR RECORDS AS AT DECEMBER 31, 2006

| EVENT | PERF. | DATE | VENUE | NAME | STATE | D.O.B. |
|---------------------|----------|-----------|--------------|---------------------|-------|-----------|
| MEN - INDOOR | | | | | | |
| 50 Metres | | | | | | |
| World | 5.56 | 9-Feb-96 | Reno | Donovan Bailey | CAN | 16-Dec-67 |
| | 5.56 | 13-Feb-99 | Los Angeles | Maurice Greene | USA | 23-Jul-74 |
| 60 Metres | | | | | | |
| World | 6.39 | 3-Feb-98 | Madrid | Maurice Greene | USA | 23-Jul-74 |
| | 6.39 | 3-Mar-01 | Atlanta | Maurice Greene | USA | 23-Jul-74 |
| Aust National | 6.52 | 7-Mar-99 | Japan | Matthew Shirvington | NSW | 25-Oct-78 |
| | 6.52 | 7-Mar-99 | Japan | Matthew Shirvington | NSW | 25-Oct-78 |
| 200 Metres | | | | | | |
| World | 19.92 | 18-Feb-96 | Lievin | Frank Fredericks | NAM | 2-Oct-67 |
| Aust National | 20.71 | 12-Mar-93 | Toronto | Damien Marsh | QLD | 28-Mar-71 |
| 400 Metres | | | | | | |
| World | 44.57 | 12-Mar-05 | Fayetteville | Kerron Clement | USA | 31-Oct-85 |
| Aust National | 45.93 | 2-Mar-03 | Birmingham | Daniel Batman | ACT | 20-Mar-81 |
| 800 Metres | | | | | | |
| World | 1:42.67 | 9-Mar-97 | Paris Bercy | Wilson Kipketer | DEN | 12-Dec-72 |
| Aust National | 1:47.9 | 25-Jan-69 | Albea | Ralph Doubell | VIC | 11-Feb-45 |
| 1000 Metres | | | | | | |
| World | 2:14.96 | 20-Feb-00 | Birmingham | Wilson Kipketer | DEN | 12-Dec-72 |
| Aust National | 2:26.0 | 17-Feb-90 | Lincoln | Rodney Marks | SA | 1968 |
| 1500 Metres | | | | | | |
| World | 3:31.18 | 2-Feb-97 | Stuttgart | Hicham El Guerrouj | MAR | 14-Sep-74 |
| Aust National | 3:39.77 | 8-Mar-87 | Indianapolis | Michael Hillardt | QLD | 22-Jan-61 |
| 1 Mile | | | | | | |
| World | 3:48.45 | 12-Feb-97 | Gent | Hicham El Guerrouj | MAR | 14-Sep-74 |
| Aust National | 3:54.77 | 29-Jan-05 | Boston | Mark Fountain | VIC | 10-Mar-82 |
| 3000 Metres | | | | | | |
| World | 7:24.90 | 6-Feb-98 | Budapest | Daniel Komen | KEN | 17-May-76 |
| Aust National | 7:48.09 | 5-Mar-04 | Budapest | Craig Mottram | VIC | 18-Jun-80 |
| 5000 Metres | | | | | | |
| World | 12:49.60 | 20-Feb-04 | Birmingham | Kenenisa Bekele | ETH | 13-Jun-82 |
| Aust National | 13:47.72 | 10-Feb-06 | Arkansas | Shawn Forrest | VIC | 10-Jul-83 |
| 50m Hurdles | | | | | | |
| World | 6.25 | 5-Mar-86 | Kobe | Mark Mckoy | CAN | 10-Dec-61 |
| 60m Hurdles | | | | | | |
| World | 7.30 | 6-Mar-94 | Sindelfingen | Colin Jackson | GBR | 18-Feb-67 |
| Aust National | 7.73 | 11-Mar-95 | Barcelona | Kyle Vander Kuyp | VIC | 30-May-71 |
| | 7.73 | 12-Mar-95 | Barcelona | Kyle Vander Kuyp | VIC | 30-May-71 |
| | 7.73 | 8-Mar-97 | Paris | Kyle Vander Kuyp | VIC | 30-May-71 |
| 5000m Walk | | | | | | |
| World | 18:07.08 | 14-Feb-95 | Moscow | Mikhail Shchennikov | RUS | 24-Dec-67 |
| Aust National | 18:52.20 | 8-Mar-87 | Indianapolis | David Smith | VIC | 24-Jul-55 |

INDOOR RECORDS AS AT DECEMBER 31, 2006 (CONTINUED)

| EVENT | PERF. | DATE | VENUE | NAME | STATE | D.O.B. |
|-----------------------|---------|-----------|--------------|---|-------|-----------|
| 4 x 200m Relay | | | | | | |
| World | 1:22.11 | 3-Mar-91 | Glasgow | GBR - NI - Christie, Braithwaite, Mafe, Regis | | |
| 4 x 400m Relay | | | | | | |
| World | 3:01.96 | 11-Feb-06 | Fayetteville | USA - Clement, Spearmon, Williamson, Warner | | |
| Aust National | 3:08.49 | 10-Mar-91 | Seville | AUS - Garner, Greene, Perry, Robinson | | |
| 4 x 800m Relay | | | | | | |
| World | 7:13.94 | 6-Feb-00 | Boston | USA - Woody, Paranya, Kenah, Krummy | | |
| High Jump | | | | | | |
| World | 2.43 | 4-Mar-89 | Budapest | Javier SotoMayor | CUB | 13-Oct-67 |
| Aust National | 2.33 | 16-Feb-97 | Balingen | Tim Forsyth | VIC | 17-Aug-73 |
| Pole Vault | | | | | | |
| World | 6.15 | 21-Feb-93 | Donetsk | Sergey Bubka | UKR | 4-Dec-63 |
| Aust National | 5.80 | 12-Feb-06 | Donetsk | Paul Burgess | WA | 14-Aug-79 |
| Long Jump | | | | | | |
| World | 8.79 | 27-Jan-84 | New York | Carl Lewis | USA | 1-Jul-61 |
| Aust National | 8.11 | 3-Mar-90 | Flagstaff | Glenn Carroll | NSW | 15-Jun-67 |
| | 8.11 | 5-Mar-01 | Sindelfingen | Peter Burge | NSW | 3-Jul-74 |
| | 8.11 | 11-Mar-01 | Lisbon | Peter Burge | NSW | 3-Jul-74 |
| Triple Jump | | | | | | |
| World | 17.83 | 1-Mar-97 | Sindelfingen | Aliecer Urrutia | CUB | 22-Sep-74 |
| | 17.83 | 7-Mar-04 | Budapest | Christian Olsson | SWE | 25-Jan-80 |
| Aust National | 17.20 | 9-Mar-01 | Lisbon | Andrew Murphy | NSW | 18-Dec-69 |
| Shot Put | | | | | | |
| World | 22.66 | 20-Jan-89 | Los Angeles | Randy Barnes | USA | 16-Jun-66 |
| Aust National | 20.69 | 9-Mar-03 | Vienna | Justin Anlezark | QLD | 14-Aug-77 |
| Heptathlon | | | | | | |
| World | 6476 | 14-Mar-93 | Toronto | Dan O'Brien | USA | 18-Jul-66 |
| WOMEN - INDOOR | | | | | | |
| 50 Metres | | | | | | |
| World | 5.96 | 9-Feb-95 | Madrid | Irina Privalova | RUS | 22-Nov-68 |
| 60 Metres | | | | | | |
| World | 6.92 | 11-Feb-93 | Madrid | Irina Privalova | RUS | 22-Nov-68 |
| | 6.92 | 9-Feb-95 | Madrid | Irina Privalova | RUS | 22-Nov-68 |
| Aust National | 7.32 | 6-Mar-87 | Indianapolis | Dianne Holden | NSW | 28-Oct-63 |
| 200 Metres | | | | | | |
| World | 21.87 | 13-Feb-93 | Lieviv | Merlene Ottey | JAM | 10-May-60 |
| Aust National | 22.64 | 10-Mar-95 | Barcelona | Melinda Gainsford | NSW | 1-Oct-71 |
| | 22.64 | 11-Mar-95 | Barcelona | Melinda Gainsford | NSW | 1-Oct-71 |
| 400 Metres | | | | | | |
| World | 49.59 | 7-Mar-82 | Milan | Jamila Kratochvilova | TCH | 26-Jan-51 |
| Aust National | 52.17 | 4-Mar-89 | Budapest | Maree Holland | NSW | 25-Jul-63 |
| 800 Metres | | | | | | |
| World | 1:55.82 | 3-Mar-02 | Wien | Jolanda Ceplak | SLO | 12-Sep-76 |
| Aust National | 2:02.42 | 6-Mar-99 | Japan | Tamsyn Lewis | VIC | 20-Jul-78 |

| EVENT | PERF. | DATE | VENUE | NAME | STATE | D.O.B. |
|-----------------------|----------|-----------|---------------|---|-------|-----------|
| 1000 Metres | | | | | | |
| World | 2:30.94 | 25-Feb-99 | Stockholm | Maria Lurdes Mutola | MOZ | 27-Oct-72 |
| Aust National | 2:49.41 | 27-Feb-88 | Lincoln | Lisa O'Connell | VIC | 3-Dec-66 |
| 1500 Metres | | | | | | |
| World | 3:58.28 | 18-Feb-06 | Moscow | Yelena Soboleva | RUS | 3-Aug-82 |
| Aust National | 4:13.21 | 10-Mar-01 | Lisbon | Georgie Clarke | VIC | 17-Jun-84 |
| 1 Mile | | | | | | |
| World | 4:17.14 | 9-Feb-90 | Et Rutherford | Doina Melinte | ROM | 27-Dec-56 |
| Aust National | 4:42.73 | 2-Mar-03 | Gainesville | Erica Sigmant | VIC | 29-Nov-82 |
| 3000 Metres | | | | | | |
| World | 8:27.86 | 17-Feb-06 | Moscow | Liliya Shobukhova | RUS | 13-Nov-77 |
| Aust National | 8:42.75 | 10-Mar-01 | Lisbon | Benita Willis | QLD | 6-May-79 |
| 5000 Metres | | | | | | |
| World | 14:32.93 | 29-Jan-05 | Boston | Tirunesh Dibaba | ETH | 1-Oct-85 |
| 50m Hurdles | | | | | | |
| World | 6.58 | 20-Feb-88 | Berlin | Cornelia Oschkenat | GDR | 29-Oct-61 |
| 60m Hurdles | | | | | | |
| World | 7.69 | 4-Feb-90 | Chelyabinsk | Ludmila Engquist | URS | 21-Apr-64 |
| Aust National | 8.25 | 15-Jan-86 | Osaka | Glynis Nunn | QLD | 4-Dec-60 |
| 3000m Walk | | | | | | |
| World | 11:40.33 | 30-Jan-99 | Bucuresti | Claudia Stef | ROM | 25-Feb-78 |
| Aust National | 11:53.82 | 12-Mar-93 | Toronto | Kerry Saxby-Junna | NSW | 2-Jun-61 |
| 4 x 200m Relay | | | | | | |
| World | 1:32.41 | 29-Jan-05 | Glasgow | RUS - Kondratyeva, Khabarova, Pechonkina, Gushchina | | |
| 4 x 400m Relay | | | | | | |
| World | 3:23.37 | 28-Jan-06 | Glasgow | RUS - Gushchina, Kalyarova, Zaytseva, Krasnomovets | | |
| Aust National | 3:26.87 | 7-Mar-99 | Japan | AUS - Andrews, Van Heer, Lewis, Freeman | | |
| 4 x 800m Relay | | | | | | |
| World | 8:18.71 | 4-Feb-94 | Moscow | RUS - Kuznetsova, Afanasyeva, Zaytseva, Podkapayeva | | |
| High Jump | | | | | | |
| World | 2.08 | 4-Feb-06 | Amstadt | Kajsa Bergqvist | SWE | 12-Oct-76 |
| Aust National | 1.97 | 14-Mar-93 | Toronto | Alison Inverarity | WA | 12-Aug-70 |
| Pole Vault | | | | | | |
| World | 4.91 | 12-Feb-06 | Donetsk | Yelena Isinbayeva | RUS | 3-Jun-82 |
| Aust National | 4.55 | 26-Mar-98 | Adelaide | Emma George | VIC | 1-Nov-74 |
| Long Jump | | | | | | |
| World | 7.37 | 13-Feb-88 | Wien | Heike Drechsler | GDR | 16-Dec-64 |
| Aust National | 6.81 | 12-Mar-95 | Barcelona | Nicole Boegman | NSW | 5-Mar-67 |
| Triple Jump | | | | | | |
| World | 15.36 | 5-Mar-04 | Budapest | Tatyana Lebedeva | RUS | 21-Jul-76 |
| Aust National | 13.31 | 5-Mar-04 | Budapest | Nicole Mladenis | WA | 22-Sep-75 |
| Shot Put | | | | | | |
| World | 22.50 | 19-Feb-77 | Jablonec | Helena Fibingerova | TCH | 13-Jul-49 |
| Aust National | 16.71 | Jan-85 | Paris | Gael Martin | VIC | 27-Aug-56 |
| Pentathlon | | | | | | |
| World | 4991 | 15-Feb-92 | Berlin | Irina Belova | EUN | 27-Mar-68 |
| Aust National | 4490 | 5-Mar-99 | Japan | Jane Jamieson | NSW | 23-Jun-75 |

2006 RANKINGS

AUSTRALIAN RANKINGS LIST – JANUARY 1 TO DECEMBER 31, 2006

AUSTRALIAN RANKINGS LIST – JAN 1 TO DEC 31, 2006

| PERFORM | WIND | NAME | ASS | D.O.B. | PLACE | VENUE | DATE |
|---------|------|------|-----|--------|-------|-------|------|
|---------|------|------|-----|--------|-------|-------|------|

MEN

100 Yards

| | | | | | | | |
|------|------|--------------------|---|--------|---|-----------|--------|
| 9.72 | -0.7 | Patrick Johnson | A | 260972 | 1 | Melbourne | 14-Dec |
| 9.83 | -0.7 | Daniel Batman | A | 200381 | 2 | Melbourne | 14-Dec |
| 9.85 | -0.7 | Aaron Rouge-Serret | V | 210188 | 3 | Melbourne | 14-Dec |

100 Metres

| | | | | | | | |
|-------|------|----------------------|---|--------|----|-------------------|--------|
| 10.18 | +1.7 | Patrick Johnson | A | 260972 | 1h | Canberra | 26-Jan |
| 10.18 | +1.9 | Ambrose Ezenwa | N | 100477 | 1h | Canberra | 26-Jan |
| 10.23 | +1.9 | Daniel Batman | A | 200381 | 2h | Canberra | 26-Jan |
| 10.23 | +1.8 | Joshua Ross | N | 090281 | 3q | Melbourne | 19-Mar |
| 10.26 | +1.7 | Matt Shirvington | N | 251078 | 2h | Canberra | 26-Jan |
| 10.26 | +1.9 | Adam Miller | N | 220684 | =3 | Melbourne | 18-Feb |
| 10.34 | +1.7 | Paul Di Bella | Q | 120277 | 3h | Canberra | 26-Jan |
| 10.39 | +1.9 | Adam Basil | V | 140475 | 7 | Melbourne | 18-Feb |
| 10.40 | +1.9 | Tim Williams | V | 091281 | 3h | Canberra | 26-Jan |
| 10.43 | +0.9 | Aaron Rouge-Serret | V | 210188 | 1h | Beijing, China | 15-Aug |
| 10.46 | -2.3 | Nathan Allen | Q | 060777 | 7 | Canberra | 26-Jan |
| 10.46 | +1.0 | Steven Tucker | W | 031282 | 2 | Taipei, Taiwan | 20-May |
| 10.52 | +0.7 | Sean Wroe | V | 180385 | 2 | Melbourne | 7-Jan |
| 10.53 | +1.9 | Kris Neofytou | N | 030584 | 4h | Canberra | 26-Jan |
| 10.55 | +1.7 | Lane Harrison | V | 020784 | 5h | Canberra | 26-Jan |
| 10.55 | +1.9 | Shem Hollands | N | 150177 | 5h | Canberra | 26-Jan |
| 10.56 | +0.7 | Carl Morehouse | V | 180284 | 3 | Melbourne | 7-Jan |
| 10.56 | +1.7 | Anthony Alozie (NGR) | N | 180886 | 1 | Sydney | 23-Sep |
| 10.60 | +1.0 | Henry Mitchell | N | 130386 | 3 | Taipei, Taiwan | 20-May |
| 10.62 | +0.5 | Keith Sheehy | S | 141083 | 1 | Adelaide | 20-Jan |
| 10.62 | +1.5 | Todd Bateman | S | 031088 | 3h | Beijing, China | 15-Aug |
| 10.65 | +0.1 | Kane Watson | W | 260782 | 2 | Perth | 17-Dec |
| 10.68 | +1.7 | Isaac Ntiamoah | N | 271082 | 6h | Canberra | 26-Jan |
| 10.68 | +1.4 | Kurt Mulcahy | N | 120589 | 1h | Sydney | 10-Dec |
| 10.69 | +1.9 | Kieran Nielsen | Q | 301287 | 1h | Brisbane | 21-Oct |
| 10.69 | +1.1 | Rhett Medford | V | 151178 | 1 | Melbourne | 9-Dec |
| 10.71 | -0.1 | Adam Dart | Q | 090579 | 1 | Gold Coast | 11-Feb |
| 10.71 | +0.6 | Heath Goodall | Q | 120988 | 1 | Brisbane | 21-Oct |
| 10.72 | +1.9 | Harry Egan | N | 080187 | 1h | Sydney | 11-Feb |
| 10.73 | +0.9 | Justin Merlino | N | 101286 | 1 | Sydney | 11-Feb |
| 10.73 | +0.0 | Nathan Carr | Q | 051179 | 1 | Brisbane | 24-Nov |
| 10.74 | +1.1 | Gary Finegan | Q | 300885 | 3 | Canberra | 10-Jan |
| 10.74 | | Fabrice Lapiere | N | 171083 | 6h | Philadelphia, USA | 28-Apr |
| 10.74 | +1.1 | Brendan Maher | V | 191286 | 2 | Melbourne | 9-Dec |

AUSTRALIAN RANKINGS LIST – JAN 1 TO DEC 31, 2006 (CONTINUED)

| PERFORM | WIND | NAME | ASS | D.O.B. | PLACE | VENUE | DATE |
|----------------------|------|--------------------|-----|--------|-------|-------------|--------|
| 10.76 | +0.5 | Tim Rooke | V | 180586 | 1h | Melbourne | 17-Feb |
| 10.76 | | Robbie Crowther | Q | 020887 | 2h | Townsville | 29-Jul |
| 10.77 | +1.8 | Andrew Yong | Q | 050488 | 1 | Brisbane | 25-Feb |
| 10.79 | +1.9 | Thomas Scott | N | 201085 | 1h | Mingara | 21-Jan |
| 10.80 | -1.7 | David Flowers | V | 090980 | 1 | Melbourne | 7-Jan |
| 10.80 | +0.5 | Scott Wells | N | 220483 | 2 | Canberra | 25-Feb |
| 10.80 | +0.2 | Michael Rehardt | Q | 091281 | 1 | Gold Coast | 6-Oct |
| 10.80 | | Adrian Mott | V | 280685 | 1 | Melbourne | 18-Nov |
| 10.81 | +0.2 | Brett Robinson | N | 230486 | 2 | Canberra | 26-Jan |
| 10.81 | +0.6 | Nathan Morfea | W | 041086 | 1 | Perth | 26-Nov |
| 10.82 | +0.2 | Brandan Galic | A | 060787 | 3 | Canberra | 26-Jan |
| 10.82 | | Sani Biao (CMR) | V | 311278 | 1 | Geelong | 16-Sep |
| 10.82 | +1.4 | Robbie Baskin | N | 270589 | 2h | Sydney | 10-Dec |
| 10.83 | +0.7 | Richard Allan | Q | 011279 | 2 | Brisbane | 10-Mar |
| 10.83 | +1.9 | Matt Carter | V | 020988 | 1 | Sydney | 6-Dec |
| 10.84 | +0.6 | Michael Budlender | V | 020882 | 3qf | Melbourne | 17-Feb |
| 10.84 | | Nick Frost | Q | | 1 | Sippy Downs | 13-Aug |
| 10.85 | +0.0 | Henry Ben (PNG) | Q | 241081 | 2 | Brisbane | 24-Nov |
| 10.85 | +1.5 | Frankie Iorfino | N | 250290 | 1 | Sydney | 10-Dec |
| 10.85 | +1.0 | Nick Boylett | Q | 190986 | 1 | Brisbane | 15-Dec |
| 10.86 | +1.9 | John Adams | N | | 8h | Canberra | 26-Jan |
| 10.86 | +1.2 | Steven Richardson | W | 210781 | 1 | Perth | 12-Feb |
| 10.87 | +1.7 | Brendan Watt | A | 180988 | 8h | Canberra | 26-Jan |
| 10.87 | | Daniel Martin | V | 200990 | 2 | Melbourne | 11-Nov |
| 10.87 | -0.5 | Duan Daley | N | 070988 | 1s | Apia, Samoa | 14-Dec |
| 10.88 | +0.9 | Andrew Clark | N | 020384 | 2 | Sydney | 11-Feb |
| 10.88 | | Patrick Vescio | Q | | 1 | Sippy Downs | 13-Aug |
| 10.88 | +1.7 | Daniel Small | N | 130888 | 1 | Sydney | 7-Oct |
| 10.89 | +1.8 | Casey McMahon | V | 140980 | 1 | Melbourne | 14-Jan |
| 10.89 | -0.6 | Robert Vidler | V | 140976 | 1 | Canberra | 7-Feb |
| 10.89 | +1.5 | Jared Bezuidenhout | W | 211090 | 2 | Sydney | 10-Dec |
| 10.90 | +1.9 | Andrew Storer | W | 120786 | 1 | Perth | 15-Jan |
| 10.90 | +1.9 | Matt Davies | Q | 180485 | 1h | Adelaide | 1-Apr |
| 10.90 | +0.2 | Saul Terari | Q | 280489 | 3 | Gold Coast | 6-Oct |
| 10.91 | | Lukas Chodat | N | | 2 | Sydney | 19-Jan |
| 10.92 | +1.7 | Ben Southwell | N | | 2 | Sydney | 7-Oct |
| 10.93 | -0.7 | Mark Ormrod | S | 011282 | 1 | Adelaide | 25-Feb |
| 10.93 | +1.1 | Tim O'Sullivan | Q | 260589 | 1h | Brisbane | 21-Oct |
| 10.94 | | Casey Miles | N | | 3 | Sydney | 7-Jan |
| 10.94 | +0.9 | Alex Bubner | S | 071088 | 1 | Adelaide | 11-Feb |
| wind-assisted | | | | | | | |
| 10.26 | +2.6 | Adam Miller | N | 220684 | 1h | Canberra | 26-Jan |

| PERFORM | WIND | NAME | ASS | D.O.B. | PLACE | VENUE | DATE |
|----------------------|------|--------------------|-----|--------|-------|----------------|--------|
| 10.28 | +2.6 | Joshua Ross | N | 090281 | 2h | Canberra | 26-Jan |
| 10.30 | +3.5 | Matt Shirvington | N | 251078 | 1 | Canberra | 3-Jan |
| 10.34 | +2.6 | Nathan Allen | Q | 060777 | 3h | Canberra | 26-Jan |
| 10.43 | +2.6 | Adam Basil | V | 140475 | 4h | Canberra | 26-Jan |
| 10.43 | +5.5 | Aaron Rouge-Serret | V | 210188 | 1 | Gold Coast | 6-Aug |
| 10.45 | +5.5 | Kurt Mulcahy | N | 120589 | 2 | Gold Coast | 6-Aug |
| 10.59 | +5.5 | Chris Noffke | Q | 060188 | 4 | Gold Coast | 6-Aug |
| 10.60 | +3.3 | Michael Budlender | V | 020882 | 1h | Melbourne | 17-Feb |
| 10.60 | +2.8 | Justin Merlino | N | 101286 | 1 | Sydney | 11-Mar |
| 10.68 | +2.9 | Brandan Galic | A | 060787 | 4 | Gold Coast | 5-Aug |
| 10.68 | +2.1 | Nathan Carr | Q | 051179 | 1 | Brisbane | 1-Dec |
| 10.70 | +3.1 | Joshua Ross II | V | 280789 | 3 | Sydney | 10-Dec |
| 10.71 | +5.5 | Andrew Yong | Q | 050488 | 5 | Gold Coast | 6-Aug |
| 10.73 | +2.9 | Ben Offereins | W | 120386 | 1 | Perth | 21-Jan |
| 10.73 | +3.1 | Robert Vidler | V | 140976 | 2 | Canberra | 18-Nov |
| 10.74 | +2.6 | Matt Carter | V | 020988 | 1 | Melbourne | 21-Oct |
| manual | | | | | | | |
| 10.4 | | Tim Rooke | V | 180586 | 1 | Melbourne | 4-Mar |
| 10.5 | | Kris Neofytou | N | 030584 | 1 | Sydney | 25-Nov |
| 10.6 | +1.0 | Rhett Medford | V | 151178 | 1 | Melbourne | 14-Jan |
| 10.7 | | Jacob Groth | N | 071285 | 2 | Sydney | 25-Nov |
| wind-assisted | | | | | | | |
| 10.4 | +3.5 | Darren Rogers | W | | 1 | Perth | 9-Dec |
| 10.4 | +3.5 | Nathan Morfea | W | 041086 | 2 | Perth | 9-Dec |
| under 20 | | | | | | | |
| 10.43 | +0.9 | Aaron Rouge-Serret | V | 210188 | 1h | Beijing, China | 15-Aug |
| 10.62 | +1.5 | Todd Bateman | S | 031088 | 3h | Beijing, China | 15-Aug |
| 10.68 | +1.4 | Kurt Mulcahy | N | 120589 | 1h | Sydney | 10-Dec |
| 10.69 | +1.9 | Kieren Neilsen | Q | 301287 | 1h | Brisbane | 21-Oct |
| 10.71 | +0.6 | Heath Goodall | Q | 120988 | 1 | Brisbane | 21-Oct |
| 10.72 | +1.9 | Harry Egan | N | 080187 | 1h | Sydney | 11-Feb |
| 10.77 | +1.8 | Andrew Yong | Q | 050488 | 1 | Brisbane | 25-Feb |
| 10.82 | +0.2 | Brandan Galic | A | 060787 | 3 | Canberra | 26-Jan |
| 10.82 | +1.4 | Robbie Baskin | N | 270589 | 2h | Sydney | 10-Dec |
| 10.84 | | Nick Frost | Q | | 1 | Sippy Downs | 13-Aug |
| 10.85 | +1.5 | Frankie Iorfino | N | 250290 | 1 | Sydney | 10-Dec |
| 10.87 | +1.1 | Robbie Crowther | Q | 020887 | 5 | Canberra | 10-Jan |
| 10.87 | +1.7 | Brendan Watt | A | 180988 | 8h | Canberra | 26-Jan |
| 10.87 | | Daniel Martin | V | 200990 | 1 | Melbourne | 11-Nov |
| 10.87 | -0.5 | Duan Daley | N | 070988 | 1s | Apia, Samoa | 14-Dec |
| 10.88 | +1.7 | Daniel Small | N | 130888 | 1 | Sydney | 7-Oct |
| 10.89 | +1.5 | Jared Bezuidenhout | W | 211090 | 2 | Sydney | 10-Dec |

AUSTRALIAN RANKINGS LIST – JAN 1 TO DEC 31, 2006 (CONTINUED)

| PERFORM | WIND | NAME | ASS | D.O.B. | PLACE | VENUE | DATE |
|----------------------|------|--------------------|-----|--------|-------|---------------|--------|
| 10.90 | +0.2 | Saul Terari | Q | 280489 | 3 | Gold Coast | 6-Oct |
| 10.93 | +1.1 | Tim O'Sullivan | Q | 260589 | 1 | Brisbane | 21-Oct |
| 10.94 | +0.9 | Alex Bubner | S | 071088 | 1 | Adelaide | 11-Feb |
| 10.95 | +1.5 | Tyler Thurtel | Q | 100591 | 1 | Brisbane | 21-Oct |
| 10.96 | | Kevin Brittain | V | 040589 | 1 | Geelong | 14-Jan |
| 10.96 | +1.9 | Westley Le Breux | N | 140387 | 4h | Adelaide | 2-Apr |
| 10.97 | +0.4 | Joshua Ross II | V | 280789 | 1h | Sydney | 10-Dec |
| 10.98 | +1.8 | Jarrad Gaunt | Q | 100888 | 2 | Brisbane | 25-Feb |
| wind-assisted | | | | | | | |
| 10.43 | +5.5 | Aaron Rouge-Serret | V | 210188 | 1 | Gold Coast | 6-Aug |
| 10.45 | +5.5 | Kurt Mulcahy | N | 120589 | 6 | Gold Coast | 6-Aug |
| 10.59 | +5.5 | Chris Noffke | Q | 060188 | 4 | Gold Coast | 6-Aug |
| 10.68 | +3.1 | Robbie Baskin | N | 270589 | 2 | Sydney | 10-Dec |
| 10.70 | +3.1 | Joshua Ross II | V | 280789 | 3 | Sydney | 10-Dec |
| 10.71 | +5.5 | Andrew Yong | Q | 050488 | 5 | Gold Coast | 6-Aug |
| 10.74 | +2.6 | Matt Carter | V | 020988 | 1 | Melbourne | 21-Oct |
| under 18 | | | | | | | |
| 10.68 | +1.4 | Kurt Mulcahy | N | 120589 | 1h | Sydney | 10-Dec |
| 10.82 | +1.4 | Robbie Baskin | N | 270589 | 2h | Sydney | 10-Dec |
| 10.84 | | Nick Frost | Q | | 1 | Sippy Downs | 13-Aug |
| 10.85 | +1.5 | Frankie Iorfino | N | 250290 | 1 | Sydney | 10-Dec |
| 10.87 | | Daniel Martin | V | 200990 | 2 | Melbourne | 11-Nov |
| 10.89 | +1.5 | Jared Bezuidenhout | W | 211090 | 2 | Sydney | 10-Dec |
| 10.90 | +0.2 | Saul Terari | Q | 280489 | 3 | Gold Coast | 6-Oct |
| 10.93 | +1.1 | Tim O'Sullivan | Q | 260589 | 1 | Brisbane | 21-Oct |
| 10.95 | +1.5 | Tyler Thurtel | Q | 180591 | 1 | Brisbane | 21-Oct |
| 10.96 | | Kevin Brittain | V | 040589 | 1 | Geelong | 14-Jan |
| 10.97 | +0.4 | Joshua Ross II | V | 280789 | 1h | Sydney | 10-Dec |
| wind-assisted | | | | | | | |
| 10.45 | +5.5 | Kurt Mulcahy | N | 120589 | 6 | Gold Coast | 6-Aug |
| 10.68 | +3.1 | Robbie Baskin | N | 270589 | 2 | Sydney | 10-Dec |
| 10.70 | +3.1 | Joshua Ross II | V | 280789 | 3 | Sydney | 10-Dec |
| manual | | | | | | | |
| 10.9 | | Scott Mace | V | | 1 | Melbourne | 11-Dec |
| 200 Metres | | | | | | | |
| 20.35 | +1.0 | Patrick Johnson | A | 260972 | 1 | Malmö, Sweden | 22-Aug |
| 20.45 | +0.4 | Daniel Batman | A | 200381 | 1h | Sydney | 15-Jan |
| 20.71 | +0.4 | Ambrose Ezenwa | N | 100477 | 2 | Sydney | 15-Jan |
| 20.81 | +0.2 | Paul Pearce | V | 080177 | 1 | Brisbane | 13-Jan |
| 20.82 | -1.5 | Adam Miller | N | 220684 | 2h | Sydney | 5-Feb |
| 20.83 | -1.0 | Kris Neofytou | N | 030584 | 2 | Brisbane | 22-Jan |

| PERFORM | WIND | NAME | ASS | D.O.B. | PLACE | VENUE | DATE |
|---------|------|--------------------|-----|--------|-------|-------------|--------|
| 20.88 | | Joshua Ross | N | 090281 | 2 | Sydney | 7-Jan |
| 21.07 | +1.0 | Kurt Mulcahy | N | 120589 | 1h | Sydney | 9-Dec |
| 21.21 | +0.4 | Tim Williams | V | 091281 | 4 | Sydney | 15-Jan |
| 21.21 | -1.5 | Matt Shirvington | N | 251078 | 4h | Sydney | 5-Feb |
| 21.22 | +1.0 | Mark Ormrod | S | 011282 | 1 | Adelaide | 7-Jan |
| 21.34 | +1.0 | David Flowers | V | 090980 | 2 | Melbourne | 19-Feb |
| 21.37 | +0.4 | Shem Hollands | N | 150177 | 5 | Sydney | 15-Jan |
| 21.40 | -1.6 | Rhett Medford | V | 151178 | 1h | Melbourne | 18-Feb |
| 21.42 | | Henry Mitchell | N | 130386 | 2 | Sydney | 19-Jan |
| 21.43 | +0.1 | Brendan Cole | A | 290581 | 1h | Canberra | 26-Feb |
| 21.46 | -1.1 | Sean Wroe | V | 180385 | 5 | Melbourne | 18-Feb |
| 21.51 | +0.0 | Michael Rehardt | Q | 091281 | 1 | Gold Coast | 6-Oct |
| 21.52 | -0.8 | Jacob McReynolds | N | 081278 | 1 | Canberra | 17-Jan |
| 21.53 | +1.9 | Tao Baker | T | 210981 | 1 | Hobart | 5-Mar |
| 21.53 | +1.2 | Aaron Vanderent | N | 210487 | 1 | Adelaide | 2-Apr |
| 21.54 | +0.4 | Lane Harrison | V | 020784 | 6 | Sydney | 15-Jan |
| 21.56 | +0.2 | Nick Boylett | Q | 190986 | 2 | Brisbane | 13-Jan |
| 21.57 | | Patrick Dwyer | N | 031177 | 4 | Sydney | 7-Jan |
| 21.58 | +0.5 | Keith Sheehy | S | 141083 | 1 | Adelaide | 15-Jan |
| 21.59 | +0.0 | David Geddes | N | 260182 | 1h | Canberra | 26-Feb |
| 21.60 | +1.9 | Daniel Small | N | 130888 | 1 | Sydney | 7-Oct |
| 21.63 | +1.1 | Simon Evans | A | 030275 | 1 | Canberra | 7-Feb |
| 21.63 | | Isaac Ntiamoah | N | 271082 | 1 | Sydney | 25-Nov |
| 21.65 | +1.7 | Aaron Oliver | W | 050991 | 1 | Sydney | 10-Dec |
| 21.65 | +1.6 | Norm Tuccandidgee | Q | | 1 | Apia, Samoa | 16-Dec |
| 21.67 | -1.0 | Adam Dart | Q | 090579 | 5 | Brisbane | 22-Jan |
| 21.67 | +1.9 | Sam Crosswell | T | 301188 | 2 | Hobart | 5-Mar |
| 21.67 | | Adrian Mott | V | 280685 | 1 | Melbourne | 11-Nov |
| 21.68 | +0.3 | Brett Robinson | A | 230486 | 1 | Canberra | 10-Jan |
| 21.68 | +1.9 | Luke Hamer | N | | 1 | Sydney | 1-Oct |
| 21.69 | | James Gurr | N | 201284 | 5 | Sydney | 7-Jan |
| 21.69 | -1.8 | Justin Merlino | N | 101286 | 2 | Sydney | 4-Mar |
| 21.69 | +0.1 | Nathan Carr | Q | 051179 | 1 | Brisbane | 24-Nov |
| 21.72 | +1.3 | Joshua Ross II | V | 280789 | 1h | Sydney | 9-Dec |
| 21.73 | | Iain MacFarlane | N | 070479 | 6 | Sydney | 7-Jan |
| 21.74 | +1.1 | Duncan Tippins | S | 180175 | 2 | Adelaide | 2-Apr |
| 21.77 | +1.7 | Zac Walpole | N | 290691 | 2 | Sydney | 10-Dec |
| 21.81 | -2.0 | Aaron Rouge-Serret | V | 210188 | 1 | Melbourne | 8-Oct |
| 21.82 | +1.6 | Matt Davies | Q | 180485 | 1 | Brisbane | 26-Feb |
| 21.84 | +0.5 | Harry Egan | N | 080187 | 1h | Sydney | 12-Feb |
| 21.84 | +1.8 | Saul Terari | Q | 280489 | 1 | Brisbane | 22-Oct |
| 21.85 | +1.1 | Jared Bezuidenhout | W | 211090 | 1 | Sydney | 9-Dec |

AUSTRALIAN RANKINGS LIST – JAN 1 TO DEC 31, 2006 (CONTINUED)

| PERFORM | WIND | NAME | ASS | D.O.B. | PLACE | VENUE | DATE |
|----------------------|------|--------------------|-----|--------|-------|------------|--------|
| 21.88 | | Dylan Grant | Q | 140388 | 1 | Brisbane | 25-Feb |
| 21.89 | | Jarrad Gaunt | Q | 100888 | 2 | Brisbane | 25-Feb |
| 21.90 | +0.7 | Kevin Moore | N | 290790 | 3h | Sydney | 9-Dec |
| 21.91 | | Nathan Morfea | W | 041086 | 1s | Adelaide | 28-Sep |
| 21.91 | +1.1 | Mitchell Zilm | W | 100890 | 2 | Sydney | 9-Dec |
| 21.92 | +1.9 | Jaryd Cowley | N | 300387 | 1h | Sydney | 12-Feb |
| 21.93 | +0.0 | Luke Mansfield | Q | 130585 | 1 | Brisbane | 10-Mar |
| 21.94 | +1.0 | Todd Bateman | S | 031088 | 2 | Adelaide | 7-Jan |
| 21.94 | +0.6 | Justin Lewis | V | 110974 | 1 | Melbourne | 19-Jan |
| 21.94 | +1.3 | Andrew Yong | Q | 050488 | 1 | Townsville | 1-Oct |
| 21.94 | | Daniel Martin | V | 200990 | 2 | Melbourne | 11-Nov |
| wind-assisted | | | | | | | |
| 20.29 | +2.4 | Daniel Batman | A | 200381 | 1 | Canberra | 26-Jan |
| 20.59 | +2.4 | Ambrose Ezenwa | N | 100477 | 2 | Canberra | 26-Jan |
| 20.72 | +2.4 | Adam Miller | N | 220684 | 3 | Canberra | 26-Jan |
| 20.81 | +2.5 | Kris Neofytou | N | 030584 | 1 | Sydney | 28-Jan |
| 20.92 | +2.3 | Brendan Cole | A | 290581 | 1 | Canberra | 26-Feb |
| 20.94 | +3.1 | Kurt Mulcahy | N | 120589 | 1 | Sydney | 9-Dec |
| 21.12 | +2.1 | Matt Shirvington | N | 251078 | 1h | Sydney | 15-Jan |
| 21.20 | +2.1 | Shem Hollands | N | 150177 | 2h | Sydney | 15-Jan |
| 21.25 | +5.0 | Nick Boylett | Q | 190986 | 1 | Brisbane | 1-Dec |
| 21.28 | +2.3 | David Geddes | N | 260182 | 2 | Canberra | 26-Feb |
| 21.30 | +2.6 | Aaron Vanderent | N | 210487 | 1 | Gold Coast | 10-Aug |
| 21.32 | +3.1 | Harry Egan | N | 080187 | 1 | Sydney | 12-Feb |
| 21.41 | +2.1 | Isaac Ntiamoah | N | 271082 | 3h | Sydney | 15-Jan |
| 21.47 | +2.4 | Lane Harrison | V | 020784 | 6 | Canberra | 26-Jan |
| manual | | | | | | | |
| 21.4 | +1.9 | Brett Robinson | N | 230486 | 1 | Canberra | 31-Jan |
| 21.4 | -4.5 | Rhett Medford | V | 151178 | 1 | Melbourne | 2-Dec |
| 21.4 | -0.9 | Kurt Mulcahy | N | 120589 | 1 | Gold Coast | 2-Dec |
| under 20 | | | | | | | |
| 21.07 | +1.0 | Kurt Mulcahy | N | 120589 | 1h | Sydney | 9-Dec |
| 21.53 | +1.2 | Aaron Vanderent | N | 210487 | 1 | Adelaide | 2-Apr |
| 21.60 | +1.9 | Daniel Small | N | 130888 | 1 | Sydney | 7-Oct |
| 21.65 | +1.7 | Aaron Oliver | W | 050191 | 1 | Sydney | 10-Dec |
| 21.67 | +1.9 | Sam Crosswell | T | 301188 | 2 | Hobart | 5-Mar |
| 21.68 | +1.9 | Luke Hamer | N | | 1 | Sydney | 1-Oct |
| 21.72 | +1.3 | Joshua Ross II | V | 280789 | 1h | Sydney | 9-Dec |
| 21.77 | +1.7 | Zac Walpole | N | 290691 | 2 | Sydney | 10-Dec |
| 21.81 | -2.0 | Aaron Rouge-Serret | V | 210188 | 1 | Melbourne | 8-Oct |
| 21.84 | +0.5 | Harry Egan | N | 080187 | 1h | Sydney | 12-Feb |
| 21.84 | +1.8 | Saul Terari | Q | 280489 | 1 | Brisbane | 22-Oct |

| PERFORM | WIND | NAME | ASS | D.O.B. | PLACE | VENUE | DATE |
|----------------------|------|--------------------|-----|--------|-------|------------|--------|
| 21.85 | +1.1 | Jared Bezuidenhout | W | 211090 | 1 | Sydney | 9-Dec |
| 21.88 | | Dylan Grant | Q | 140388 | 1 | Brisbane | 25-Feb |
| 21.89 | | Jarrad Gaunt | Q | 100888 | 2 | Brisbane | 25-Feb |
| 21.90 | +0.7 | Kevin Moore | N | 290790 | 1h | Sydney | 9-Dec |
| 21.91 | +1.1 | Mitchell Zilm | W | 100890 | 2 | Sydney | 9-Dec |
| 21.92 | +1.9 | Jaryd Cowley | N | 300387 | 1h | Sydney | 12-Feb |
| 21.94 | +1.0 | Todd Bateman | S | 031088 | 2 | Adelaide | 7-Jan |
| 21.94 | +1.3 | Andrew Yong | Q | 050488 | 1 | Townsville | 1-Oct |
| 21.94 | | Daniel Martin | V | 200990 | 2 | Melbourne | 11-Nov |
| 21.97 | | Greg Jelaudev | N | 240390 | 1 | Sydney | 25-Nov |
| 21.99 | +1.4 | Alex Bubner | S | 071088 | 1 | Adelaide | 28-Jan |
| wind-assisted | | | | | | | |
| 20.94 | +3.1 | Kurt Mulcahy | N | 120589 | 1 | Sydney | 9-Dec |
| 21.30 | +2.6 | Aaron Vanderent | N | 210487 | 1 | Gold Coast | 10-Aug |
| 21.32 | +3.1 | Harry Egan | N | 080187 | 1 | Sydney | 12-Feb |
| under 18 | | | | | | | |
| 21.07 | +1.0 | Kurt Mulcahy | N | 120589 | 1h | Sydney | 9-Dec |
| 21.65 | +1.7 | Aaron Oliver | W | 050991 | 1 | Sydney | 10-Dec |
| 21.68 | +1.9 | Luke Hamer | N | | 1 | Sydney | 1-Oct |
| 21.72 | +1.3 | Joshua Ross II | V | 280789 | 1h | Sydney | 9-Dec |
| 21.77 | +1.7 | Zac Walpole | N | 290691 | 2 | Sydney | 10-Dec |
| 21.84 | +1.8 | Saul Terari | Q | 280489 | 1 | Brisbane | 22-Oct |
| 21.85 | +1.1 | Jared Bezuidenhout | W | 211090 | 1 | Sydney | 9-Dec |
| 21.90 | +0.7 | Kevin Moore | N | 290790 | 1h | Sydney | 9-Dec |
| 21.91 | +1.1 | Mitchell Zilm | W | 100890 | 2 | Sydney | 9-Dec |
| 21.94 | | Daniel Martin | V | 200990 | 2 | Melbourne | 11-Nov |
| 21.97 | | Greg Jelaudev | N | 240390 | 1 | Sydney | 25-Nov |
| 22.04 | +1.0 | Chris Kangars | V | 080189 | 2h | Sydney | 9-Dec |
| wind-assisted | | | | | | | |
| 20.94 | +3.1 | Kurt Mulcahy | N | 120589 | 1 | Sydney | 9-Dec |
| 21.63 | +3.1 | Joshua Ross | V | 280789 | 2 | Sydney | 9-Dec |
| 21.79 | +2.2 | Aaron Oliver | W | 050191 | 1h | Sydney | 8-Dec |
| 300 Metres | | | | | | | |
| 33.11 | | Patrick Johnson | A | 260972 | 1 | Geelong | 2-Dec |
| 33.19 | | Daniel Batman | A | 200381 | 2 | Geelong | 2-Dec |
| 33.23 | | Sean Wroe | V | 180385 | 3 | Geelong | 2-Dec |
| 33.72 | | Mark Ormrod | S | 011282 | 4 | Geelong | 2-Dec |
| 400 Metres | | | | | | | |
| 44.73 | | John Steffensen | W | 300882 | 1 | Melbourne | 22-Mar |
| 45.06 | | Clinton Hill | N | 190480 | 1 | Canberra | 26-Jan |

AUSTRALIAN RANKINGS LIST – JAN 1 TO DEC 31, 2006 (CONTINUED)

| PERFORM | WIND | NAME | ASS | D.O.B. | PLACE | VENUE | DATE |
|---------|------|-------------------|-----|--------|-------|----------------|--------|
| 45.35 | | Sean Wroe | V | 180385 | 2 | Canberra | 26-Jan |
| 45.42 | | Chris Troode | W | 100283 | 3 | Canberra | 26-Jan |
| 45.73 | | Mark Ormrod | S | 011282 | 4 | Canberra | 26-Jan |
| 45.77 | | Daniel Batman | A | 200381 | 6 | Rieti, Italy | 27-Aug |
| 46.05 | | Paul Pearce | Q | 080177 | 5 | Canberra | 26-Jan |
| 46.21 | | David Geddes | N | 260182 | 3h | Sydney | 3-Feb |
| 46.29 | | Jarret Titcombe | N | 041274 | 1 | Canberra | 26-Jan |
| 46.38 | | Tristan Thomas | T | 230586 | 1 | Gold Coast | 6-Aug |
| 46.53 | | James Gurr | N | 201284 | 2 | Canberra | 26-Jan |
| 46.86 | | Casey Vincent | A | 170379 | 2 | Melbourne | 14-Dec |
| 47.09 | | Corey Innes (NZL) | A | 150185 | 3 | Melbourne | 14-Dec |
| 47.14 | | Rowan O'Dell | V | 291283 | 7 | Sydney | 14-Jan |
| 47.24 | | Kurt Mulcahy | N | 120589 | 1 | Sydney | 9-Sep |
| 47.26 | | Sam Crosswell | T | 301188 | 1 | Sydney | 6-Dec |
| 47.28 | | Duncan Tippins | S | 180175 | 1 | Adelaide | 2-Apr |
| 47.40 | | Dylan Grant | Q | 140388 | 3h | Beijing, China | 15-Aug |
| 47.42 | | Alex Bubner | S | 071088 | 2 | Gold Coast | 6-Aug |
| 47.58 | | Tristan Garrett | N | 150488 | 4h | Sydney | 13-Jan |
| 47.58 | | Nick Boylett | Q | 190986 | 5h | Sydney | 3-Feb |
| 47.59 | | Joel Milburn | N | 170386 | 1 | Sydney | 16-Dec |
| 47.69 | | Clay Watkins | S | 220687 | 1 | Adelaide | 9-Dec |
| 47.72 | | Tao Baker | T | 210981 | 2 | Melbourne | 19-Feb |
| 47.73 | | Keith Sheehy | S | 141083 | 1 | Adelaide | 14-Jan |
| 47.77 | | Lachlan Renshaw | N | 040287 | 1 | Sydney | 25-Feb |
| 47.79 | | Hayden Martin | W | 050882 | 2 | Perth | 15-Jan |
| 47.83 | | Gavin Jeffries | N | 020487 | 1 | Adelaide | 2-Apr |
| 47.92 | | Patrick Dwyer | N | 031177 | 3h | Sydney | 13-Jan |
| 47.99 | | Chris Kangars | V | 080189 | 2 | Sydney | 10-Dec |
| 48.07 | | Jaryd Cowley | N | 300387 | 4 | Canberra | 26-Jan |
| 48.07 | | Corwin Pusch | V | 290984 | 3 | Melbourne | 19-Feb |
| 48.18 | | Peter Gregoriou | N | 140387 | 5 | Adelaide | 1-Apr |
| 48.19 | | Ben Offereins | W | 120386 | 1 | Perth | 26-Nov |
| 48.22 | | Jeff Riseley | V | 111186 | 1 | Melbourne | 18-Nov |
| 48.29 | | Michael Rehardt | Q | 091281 | 1 | Gold Coast | 15-Sep |
| 48.29 | | Tobby Sutherland | A | 170983 | 1 | Canberra | 2-Dec |
| 48.32 | | Dane Richter | W | 060181 | 1 | Perth | 4-Mar |
| 48.36 | | Iain MacFarlane | N | 070479 | 7h | Sydney | 3-Feb |
| 48.36 | | Martin Smellie | N | | 2 | Sydney | 16-Dec |
| 48.38 | | James Reynolds | N | 280482 | 3 | Sydney | 16-Dec |
| 48.42 | | Kieren King | W | 050391 | 1 | Sydney | 9-Dec |
| 48.44 | | Simon Evans | A | 030275 | 2 | Canberra | 3-Jan |
| 48.46 | | James Boden | S | 300588 | 2 | Adelaide | 9-Dec |

| PERFORM | WIND | NAME | ASS | D.O.B. | PLACE | VENUE | DATE |
|-------------------|------|------------------|-----|--------|-------|----------------|--------|
| manual | | | | | | | |
| 47.6 | | Michael Rehardt | Q | 091281 | 1 | Gold Coast | 10-Nov |
| 48.1 | | Joel Milburn | N | 170386 | 1 | Sydney | 25-Nov |
| under 20 | | | | | | | |
| 47.24 | | Kurt Mulcahy | N | 120589 | 1 | Sydney | 9-Sep |
| 47.26 | | Sam Crosswell | T | 301188 | 1 | Sydney | 6-Dec |
| 47.40 | | Dylan Grant | Q | 140388 | 3h | Beijing, China | 15-Aug |
| 47.42 | | Alex Bubner | S | 071088 | 2 | Gold Coast | 6-Aug |
| 47.58 | | Tristan Garrett | N | 150488 | 4h | Sydney | 13-Jan |
| 47.77 | | Lachlan Renshaw | N | 040287 | 1 | Sydney | 25-Feb |
| 47.80 | | Clay Watkins | S | 220687 | 1 | Adelaide | 20-Jan |
| 47.83 | | Gavin Jeffries | N | 020487 | 1 | Adelaide | 2-Apr |
| 47.99 | | Chris Kangars | V | 080189 | 2 | Sydney | 10-Dec |
| 48.07 | | Jaryd Cowley | N | 300387 | 4 | Canberra | 26-Jan |
| 48.18 | | Peter Gregoriou | N | 140387 | 5 | Adelaide | 1-Apr |
| 48.42 | | Kieren King | W | 050391 | 1 | Sydney | 9-Dec |
| 48.44 | | James D'Alfonso | V | 250588 | 6 | Adelaide | 1-Apr |
| under 18 | | | | | | | |
| 47.27 | | Kurt Mulcahy | N | 120589 | 1 | Sydney | 10-Dec |
| 47.99 | | Chris Kangars | V | 080189 | 2 | Sydney | 10-Dec |
| 48.42 | | Kieren King | W | 050391 | 1 | Sydney | 9-Dec |
| 800 Metres | | | | | | | |
| 1.47.00 | | Lachlan Renshaw | N | 040287 | 2h | Beijing, China | 15-Aug |
| 1.47.16 | | Andrew Krumins | V | 170184 | 3 | Walnut, USA | 15-Apr |
| 1.47.36 | | Nick Bromley | N | 230383 | 1 | Sydney | 15-Jan |
| 1.47.54 | | Werner Botha | Q | 171285 | 1 | Sydney | 12-Feb |
| 1.48.40 | | Mark Abercromby | N | 260278 | 3 | Canberra | 26-Jan |
| 1.48.86 | | John-Paul Taylor | W | 260579 | 1h | Sydney | 13-Jan |
| 1.48.95 | | Nick Toohey | Q | 090488 | 1 | Gold Coast | 9-Jul |
| 1.49.0 | | Jeff Riseley | V | 111186 | 1 | Melbourne | 2-Nov |
| 1.49.09 | | Will Devjak | N | 101282 | 4 | Sydney | 19-Jan |
| 1.49.26 | | Matthew Fox | Q | 150287 | 2 | Gold Coast | 9-Jul |
| 1.49.46 | | Corey Tucker | A | 191178 | 4 | Sydney | 15-Jan |
| 1.49.55 | | Ross Ridgewell | A | 050985 | 4 | Brisbane | 3-Mar |
| 1.49.86 | | Tom Richardson | N | 300983 | 4h | Sydney | 13-Jan |
| 1.50.17 | | Matthew Hammond | N | 300386 | 3h | Sydney | 13-Jan |
| 1.50.27 | | Justin Rinaldi | V | 200672 | 1 | Melbourne | 19-Feb |
| 1.50.28 | | Mitch Kealey | Q | 280184 | 3h | Sydney | 4-Feb |
| 1.50.35 | | Ryan Foster | T | 260888 | 1 | Hobart | 5-Mar |
| 1.50.35 | | Brad Woods | N | 250486 | 1 | Sydney | 25-Nov |
| 1.50.48 | | Frazer Dowling | N | 041279 | 4h | Sydney | 13-Jan |

AUSTRALIAN RANKINGS LIST – JAN 1 TO DEC 31, 2006 (CONTINUED)

| PERFORM | WIND | NAME | ASS | D.O.B. | PLACE | VENUE | DATE |
|---------|------|-------------------|-----|--------|-------|------------|--------|
| 1.50.77 | | Alister Ross | Q | 110285 | =7 | Sydney | 19-Jan |
| 1.50.95 | | Tristan Thomas | T | 230586 | 1 | Adelaide | 1-Apr |
| 1.51.0 | | Jeremy Roff | N | 221183 | 5 | Melbourne | 16-Mar |
| 1.51.0 | | Joshua Schmidt | V | 060387 | 2 | Melbourne | 2-Nov |
| 1.51.03 | | Tim Norton | V | 100884 | 1 | Melbourne | 4-Mar |
| 1.51.07 | | Michael Barwick | N | 050677 | 4 | Hobart | 6-Jan |
| 1.51.07 | | Nick Hudson | Q | 091172 | 2 | Brisbane | 22-Jan |
| 1.51.14 | | Nick Lorenz | Q | 260779 | 3 | Brisbane | 22-Jan |
| 1.51.22 | | Matthew Gibney | V | 160688 | 1 | Melbourne | 11-Feb |
| 1.51.31 | | Kris McCarthy | V | 151079 | 3h | Sydney | 4-Feb |
| 1.51.32 | | Mark Cornish | V | 300679 | 3h | Sydney | 4-Feb |
| 1.51.57 | | Robert Killmier | S | 060685 | 4sf | Melbourne | 18-Feb |
| 1.51.6 | | Craig Huffer | V | 271089 | 3 | Melbourne | 2-Nov |
| 1.51.67 | | Zac Ashkanasy | V | 100773 | 2 | Melbourne | 11-Feb |
| 1.51.76 | | Ben Connor | N | | 1 | Sydney | 1-Oct |
| 1.51.84 | | David Bradney | N | 111289 | 2 | Sydney | 25-Nov |
| 1.51.87 | | Collis Birmingham | V | 271284 | 5 | Hobart | 6-Jan |
| 1.51.89 | | Brett Halls | V | 050278 | 3 | Melbourne | 11-Feb |
| 1.52.00 | | James McEniry | V | 170870 | 5sf | Melbourne | 18-Feb |
| 1.52.05 | | Adam Graham | Q | 210487 | 1 | Gold Coast | 10-Aug |
| 1.52.07 | | Jeff Farrelly | N | 250382 | 3 | Sydney | 16-Dec |
| 1.52.10 | | James Kaan | N | 170990 | 1 | Sydney | 9-Dec |
| 1.52.11 | | Simon Fitzpatrick | V | 290584 | 3 | Geelong | 2-Dec |
| 1.52.13 | | Nick Ashton | V | 150781 | 4 | Melbourne | 11-Feb |
| 1.52.15 | | Jayden Russ | Q | 180785 | 2 | Brisbane | 25-Feb |
| 1.52.30 | | Tobby Sutherland | A | 170983 | 1 | Canberra | 28-Oct |
| 1.52.33 | | Scott Tamblin | W | | 2 | Perth | 5-Mar |
| 1.52.39 | | Andrew Barralet | Q | 140685 | 6 | Brisbane | 22-Jan |
| 1.52.46 | | Grant Page | T | 240182 | 2 | Hobart | 5-Mar |
| 1.52.5 | | Julian Kuppler | V | 070675 | 1 | Melbourne | 19-Jan |
| 1.52.53 | | Ben Liddy | N | 120881 | 6h | Sydney | 13-Jan |
| 1.52.54 | | Joel Smythe | V | 170490 | 2 | Sydney | 9-Dec |
| 1.52.56 | | Philo Saunders | A | 311076 | 7h | Sydney | 4-Feb |
| 1.52.59 | | James Pettigrew | V | 020585 | 1 | Melbourne | 22-Jan |
| 1.52.69 | | Neil Brennan | V | 030779 | 2 | Melbourne | 4-Mar |
| 1.52.75 | | Blake Vanderwonde | N | | 2 | Sydney | 1-Oct |
| 1.52.76 | | Richard Blanch | Q | 220483 | 7 | Brisbane | 22-Jan |
| 1.52.84 | | Navin Arunasalam | V | 310388 | 2h | Melbourne | 17-Feb |
| 1.52.87 | | Paul Hoffman | N | 170682 | 1 | Mingara | 22-Jan |
| 1.52.88 | | Cameron Morrissey | N | 240883 | 3h | Melbourne | 17-Feb |
| 1.52.89 | | Todd MacDonald | N | 080776 | 6h | Sydney | 4-Feb |
| 1.52.97 | | Darien Williams | A | 050584 | 1 | Canberra | 16-Dec |

| PERFORM | WIND | NAME | ASS | D.O.B. | PLACE | VENUE | DATE |
|--------------------|------|--------------------|-----|--------|-------|---------------------|--------|
| 1.52.98 | | Jared West | N | | 3 | Sydney | 1-Oct |
| indoors | | | | | | | |
| 1.50.23 | | Mark Fountain | V | 100382 | 1 | Fayetteville, USA | 13-Jan |
| under 20 | | | | | | | |
| 1.47.00 | | Lachlan Renshaw | N | 040287 | 2h | Beijing, China | 15-Aug |
| 1.48.95 | | Nick Toohey | Q | 090488 | 1 | Gold Coast | 9-Jul |
| 1.49.26 | | Matthew Fox | Q | 150287 | 2 | Gold Coast | 9-Jul |
| 1.50.35 | | Ryan Foster | T | 260888 | 1 | Hobart | 5-Mar |
| 1.51.0 | | Joshua Schmidt | V | 060387 | 2 | Melbourne | 2-Nov |
| 1.51.22 | | Matthew Gibney | V | 160688 | 1 | Melbourne | 11-Feb |
| 1.51.6 | | Craig Huffer | V | 271089 | 3 | Melbourne | 2-Nov |
| 1.51.76 | | Ben Connor | N | | 1 | Sydney | 1-Oct |
| 1.51.84 | | David Bradney | N | 111289 | 2 | Sydney | 25-Nov |
| 1.52.05 | | Adam Graham | Q | 210487 | 1 | Gold Coast | 10-Aug |
| 1.52.10 | | James Kaan | N | 170990 | 1 | Sydney | 9-Dec |
| 1.52.54 | | Joel Smythe | V | 170490 | 2 | Sydney | 9-Dec |
| 1.52.75 | | Blake Vanderwonde | N | | 2 | Sydney | 1-Oct |
| 1.52.84 | | Navin Arunasalam | V | 310388 | 2h | Melbourne | 17-Feb |
| 1.52.98 | | Jared West | N | | 3 | Sydney | 1-Oct |
| under 18 | | | | | | | |
| 1.51.6 | | Craig Huffer | V | 271089 | 3 | Melbourne | 2-Nov |
| 1.51.84 | | David Bradney | N | 111289 | 2 | Sydney | 25-Nov |
| 1.52.10 | | James Kaan | N | 170990 | 1 | Sydney | 9-Dec |
| 1.52.54 | | Joel Smythe | V | 170490 | 2 | Sydney | 9-Dec |
| 1000 Metres | | | | | | | |
| 2.27.76 | | Craig Mottram | V | 180680 | - | Melbourne | 9-Mar |
| 2.28.64 | | Michael Bond | T | 220979 | 1 | Birmingham, USA | 8-Jan |
| 1500 Metres | | | | | | | |
| 3.33.97 | | Craig Mottram | V | 180680 | 5 | Zurich, Switzerland | 18-Aug |
| 3.35.38 | | Mark Fountain | V | 100382 | 6 | Rieti, Italy | 27-Aug |
| 3.39.58 | | Jeremy Roff | N | 221183 | 1 | Sydney | 19-Jan |
| 3.40.43 | | Corey Tucker | A | 191178 | 2 | Sydney | 19-Jan |
| 3.40.44 | | Brad Woods | N | 250486 | 1 | Melbourne | 14-Dec |
| 3.40.55 | | Collis Birmingham | N | 271284 | 3 | Sydney | 19-Jan |
| 3.40.74 | | Youcef Abdi | N | 071277 | 4 | Tallin, Estonia | 15-Aug |
| 3.40.81 | | Alastair Stevenson | Q | 280579 | 4 | Sydney | 19-Jan |
| 3.40.87 | | Lachlan Chisholm | N | 040580 | 5 | Sydney | 3-Feb |
| 3.40.98 | | David Byrne | N | 300181 | 2h | Sydney | 13-Jan |
| 3.41.05 | | Paul Hoffman | N | 170682 | 3 | Sydney | 3-Feb |
| 3.41.39 | | Louis Rowan | V | 080978 | 2 | Canberra | 26-Jan |

AUSTRALIAN RANKINGS LIST – JAN 1 TO DEC 31, 2006 (CONTINUED)

| PERFORM | WIND | NAME | ASS | D.O.B. | PLACE | VENUE | DATE |
|-----------------|------|----------------------|-----|--------|-------|---------------|--------|
| 3.41.73 | | Mark Tucker | V | 150879 | 5 | Sydney | 19-Jan |
| 3.42.82 | | Tim Norton | V | 100884 | 7 | Sydney | 19-Jan |
| 3.44.78 | | Grant Page | T | 240182 | 5 | Melbourne | 14-Dec |
| 3.45.35 | | Philo Saunders | A | 311076 | 9 | Sydney | 19-Jan |
| 3.45.43 | | Mitch Kealey | Q | 280184 | 1 | Brisbane | 26-Oct |
| 3.46.22 | | Martin Dent | A | 080279 | 2 | Brisbane | 26-Oct |
| 3.46.33 | | Adam Graham | Q | 210487 | 1 | Gold Coast | 15-Jul |
| 3.47.82 | | Mark Abercromby | N | 260278 | 3 | Brisbane | 26-Oct |
| 3.48.5 | | David McNeill | V | 061086 | 1 | Melbourne | 7-Dec |
| 3.48.62 | | Julian Marsh | V | 301173 | 10 | Canberra | 26-Jan |
| 3.48.91 | | Jeff Riseley | V | 111186 | 1 | Adelaide | 27-Sep |
| 3.49.29 | | Daniel Clark | V | 220385 | 7 | Melbourne | 14-Dec |
| 3.49.54 | | Jayden Russ | Q | 180785 | 3 | Brisbane | 13-Jan |
| 3.49.67 | | Nick Hudson | Q | 091172 | 1 | Brisbane | 10-Mar |
| 3.49.87 | | Zac Ashkanasy | V | 100773 | 7h | Sydney | 2-Feb |
| 3.50.11 | | Peter Nowill | Q | 150679 | 2 | Brisbane | 10-Mar |
| 3.50.20 | | Andrew White | V | 270585 | 2 | Melbourne | 7-Jan |
| 3.50.3 | | Brenton Rowe | V | 170887 | 2 | Melbourne | 16-Mar |
| 3.50.40 | | Brendan Woodman | V | 091285 | 3 | Melbourne | 7-Jan |
| 3.50.50 | | Anthony Craig | Q | 121080 | 3 | Brisbane | 10-Mar |
| 3.50.97 | | Sam Murphy | Q | | 5 | Brisbane | 26-Oct |
| 3.51.3 | | Brett Halls | V | 050278 | 3 | Melbourne | 7-Dec |
| 3.51.5 | | Kym Morgan | S | 011281 | 1 | Adelaide | 4-Jan |
| 3.51.64 | | John Allan | W | | 1 | Perth | 5-Mar |
| 3.51.7 | | Mitch Frey | V | 280789 | 1 | Melbourne | 2-Nov |
| 3.52.09 | | Marcus Morgan | N | 010677 | 11 | Sydney | 19-Jan |
| 3.52.20 | | Mark Gorski | V | 171075 | 4 | Melbourne | 7-Jan |
| 3.52.29 | | Richard Blanch | Q | 220483 | 4 | Brisbane | 13-Jan |
| 3.52.45 | | Russell Dessaix-Chin | N | 240578 | 6 | Sydney | 14-Jan |
| 3.52.56 | | Ben Guest | N | 160388 | 7 | Sydney | 14-Jan |
| 3.52.89 | | Jeff Farrelly | N | 250382 | 12 | Sydney | 19-Jan |
| under 20 | | | | | | | |
| 3.47.88 | | Adam Graham | Q | 210487 | 9 | Canberra | 26-Jan |
| 3.50.3 | | Brenton Rowe | V | 170887 | 2 | Melbourne | 16-Mar |
| 3.51.7 | | Mitchell Frey | V | 280789 | 1 | Melbourne | 2-Nov |
| 3.52.56 | | Ben Guest | N | 160388 | 7 | Sydney | 14-Jan |
| 3.53.87 | | James Kaan | N | | 2 | Sydney | 21-Oct |
| 3.54.23 | | Nick Toohey | Q | 090488 | 5 | Adelaide | 2-Apr |
| 3.54.41 | | Matt Coloe | V | 020488 | 2 | Melbourne | 20-Jan |
| 1 Mile | | | | | | | |
| 3.53.14 | | Craig Mottram | V | 180680 | 2 | Wanganui, NZL | 11-Feb |

| PERFORM | WIND | NAME | ASS | D.O.B. | PLACE | VENUE | DATE |
|--------------------|------|----------------------|-----|--------|-------|-----------------|--------|
| 3.59.84 | | Collis Birmingham | V | 271284 | 5 | Portland, USA | 4-Mar |
| 4.01.07 | | Paul Hoffman | N | 170682 | 5 | Wanganui, NZL | 11-Feb |
| 4.01.40 | | Youcef Abdi | N | 071277 | 2 | Dublin, Ireland | 29-Jul |
| 4.01.55 | | Louis Rowan | V | 080978 | 2 | Melbourne | 18-Feb |
| 4.03.41 | | Jeremy Roff | N | 221183 | 6 | Melbourne | 9-Mar |
| 4.07.22 | | Peter Nowill | Q | 150679 | 2 | Brisbane | 7-May |
| 4.07.79 | | Philo Saunders | A | 311076 | 8 | Melbourne | 18-Feb |
| 4.08.50 | | Nick Hudson | Q | 091172 | 3 | Brisbane | 7-May |
| 4.08.78 | | Jayden Russ | Q | 180785 | 4 | Brisbane | 7-May |
| 4.11.33 | | Anthony Craig | Q | 121080 | 5 | Brisbane | 7-May |
| indoors | | | | | | | |
| 4.05.55 | | Shawn Forrest | V | 100783 | 4 | New York, USA | 4-Feb |
| 2000 Metres | | | | | | | |
| 4.50.76 | | Craig Mottram | V | 180680 | 1 | Melbourne | 9-Mar |
| 5.08.44 | | Louis Rowan | V | 080978 | 7 | Melbourne | 9-Mar |
| 3000 Metres | | | | | | | |
| 7.32.19 | | Craig Mottram | V | 180680 | 1 | Athens, Greece | 17-Sep |
| 7.59.60 | | Youcef Abdi | N | 071277 | 1 | Sydney | 7-Jan |
| 8.04.59 | | Martin Dent | A | 080279 | 1 | Sydney | 11-Nov |
| 8.05.15 | | Jeremy Roff | N | 221183 | 2 | Sydney | 11-Nov |
| 8.09.35 | | Peter Nowill | Q | 150679 | 1 | Brisbane | 10-Nov |
| 8.11.14 | | Jeff Hunt | N | 240782 | 3 | Sydney | 11-Nov |
| 8.12.51 | | Philo Saunders | A | 311076 | 4 | Sydney | 11-Nov |
| 8.13.69 | | Brad Woods | N | 250486 | 5 | Sydney | 11-Nov |
| 8.15.57 | | Russell Dessaix-Chin | N | 240578 | 6 | Sydney | 11-Nov |
| 8.16.48 | | Nick Bromley | N | 230383 | 7 | Sydney | 11-Nov |
| 8.17.97 | | Mitch Frey | V | 280789 | 1 | Melbourne | 14-Dec |
| 8.18.0 | | Lee Troop | V | 220373 | 1 | Melbourne | 7-Dec |
| 8.18.7 | | Michael Chettle | V | 060877 | 2 | Melbourne | 7-Dec |
| 8.18.75 | | James Matthews | N | | 8 | Sydney | 11-Nov |
| 8.19.42 | | Brendan Woodman | V | 091285 | 1 | Melbourne | 11-Feb |
| 8.19.66 | | Scott Rantall | V | 110681 | 2 | Melbourne | 11-Feb |
| 8.19.94 | | Ryan Gregson | N | 260490 | 3 | Melbourne | 14-Dec |
| 8.20.9 | | Matt Bayley | V | 260289 | 1 | Melbourne | 18-Nov |
| 8.22.09 | | Rowan Walker | V | 120170 | 3 | Melbourne | 11-Feb |
| 8.22.65 | | Ben Guest | N | 160388 | 9 | Sydney | 11-Nov |
| 8.23.25 | | Sam Crowther | V | 061288 | 4 | Melbourne | 14-Dec |
| 8.23.32 | | Craig Semple | V | 221069 | 4 | Melbourne | 11-Feb |
| 8.23.41 | | Brenton Rowe | V | 170887 | 5 | Melbourne | 14-Dec |
| 8.23.8 | | Andrew White | V | 270585 | 1 | Melbourne | 21-Oct |

AUSTRALIAN RANKINGS LIST – JAN 1 TO DEC 31, 2006 (CONTINUED)

| PERFORM | WIND | NAME | ASS | D.O.B. | PLACE | VENUE | DATE |
|--------------------|------|----------------------|-----|--------|-------|-------------------|--------|
| 8.24.08 | | Scott McTaggart | A | 260277 | 1 | Canberra | 10-Jan |
| 8.24.2 | | Daniel Clark | V | 220385 | 2 | Melbourne | 21-Oct |
| indoors | | | | | | | |
| 8.06.30 | | Shawn Forrest | V | 100783 | 4 | Gainesville, USA | 25-Feb |
| 5000 Metres | | | | | | | |
| 12.58.19 | | Craig Mottram | V | 180680 | 2 | Melbourne | 20-Mar |
| 13.37.39 | | Louis Rowan | V | 080978 | 1 | Hobart | 6-Jan |
| 13.38.93 | | Collis Birmingham | V | 271284 | 3 | Stanford, USA | 30-Apr |
| 13.43.96 | | Brett Cartwright | S | 250173 | 2 | Hobart | 6-Jan |
| 13.47.49 | | Alastair Stevenson | Q | 280579 | 3 | Hobart | 6-Jan |
| 13.49.67 | | David Byrne | N | 300181 | 5 | Hobart | 6-Jan |
| 13.50.45 | | Peter Nowill | Q | 150679 | 2 | Melbourne | 18-Feb |
| 13.53.96 | | Martin Dent | A | 080279 | 3 | Melbourne | 18-Feb |
| 13.55.53 | | Scott Westcott | N | 250975 | 2 | Brisbane | 16-Jun |
| 14.00.84 | | Richard Jeremiah | V | 031282 | 6 | Hobart | 6-Jan |
| 14.08.03 | | David Ruschena | V | 170274 | 7 | Hobart | 6-Jan |
| 14.08.72 | | David McNeill | V | 061086 | 2 | Geelong | 2-Dec |
| 14.13.42 | | Jeff Hunt | N | 240782 | 2 | Sydney | 19-Jan |
| 14.17.45 | | Shane Nankervis | V | 060574 | 9 | Hobart | 6-Jan |
| 14.18.20 | | Russell Dessaix-Chin | N | 240578 | 1 | Sydney | 25-Nov |
| 14.23.93 | | Steve Moneghetti | V | 260962 | 8 | Melbourne | 18-Feb |
| 14.26.32 | | Andrew White | V | 270585 | 9 | Melbourne | 18-Feb |
| 14.26.36 | | Rowan Walker | V | 120170 | 10 | Melbourne | 18-Feb |
| 14.26.91 | | Ben Guest | N | 160388 | 3 | Sydney | 19-Jan |
| 14.27.74 | | Andrew Harding | T | | 1 | Hobart | 5-Mar |
| 14.28.17 | | Nick Cope | N | 131169 | 4 | Sydney | 19-Jan |
| 14.29.15 | | Craig Semple | V | 221069 | 1 | Melbourne | 19-Jan |
| 14.30.15 | | Simon Field | V | 110579 | 5 | Sydney | 19-Jan |
| 14.30.77 | | Scott Rantall | V | 110681 | 12 | Melbourne | 18-Feb |
| 14.31.59 | | Peter-John Bosch | S | 210880 | 13 | Melbourne | 18-Feb |
| 14.32.16 | | Philo Saunders | A | 311076 | 2 | Sydney | 25-Nov |
| 14.32.44 | | Mark Shepard | A | 291084 | 6 | Sydney | 19-Jan |
| 14.34.01 | | Liam Adams | V | 040986 | 14 | Melbourne | 18-Feb |
| 14.34.69 | | Luke Taylor | N | 190383 | 7 | Sydney | 19-Jan |
| indoors | | | | | | | |
| 13.47.72 | | Shawn Forrest | V | 100783 | 6 | Fayetteville, USA | 10-Feb |
| under 20 | | | | | | | |
| 14.26.91 | | Ben Guest | N | 160388 | 3 | Sydney | 19-Jan |
| 14.56.97 | | Ben Ashkettle | V | 090988 | 1 | Melbourne | 20-Jan |
| 14.58.12 | | Matthew Bayley | V | 260289 | 2 | Melbourne | 20-Jan |

| PERFORM | WIND | NAME | ASS | D.O.B. | PLACE | VENUE | DATE |
|----------------------|------|----------------------|-----|--------|-------|-------------------|--------|
| 10,000 Metres | | | | | | | |
| 28.37.03 | | Brett Cartwright | S | 250173 | 1 | Inglewood, NZL | 21-Jan |
| 28.38.67 | | Martin Dent | A | 080279 | 2 | Inglewood, NZL | 21-Jan |
| 28.53.31 | | Lee Troop | V | 220373 | 3 | Melbourne | 14-Dec |
| 29.05.32 | | David McNeill | V | 061086 | 4 | Melbourne | 14-Dec |
| 29.06.67 | | David Byrne | N | 300181 | 3 | Inglewood, NZL | 21-Jan |
| 29.08.36 | | David Ruschena | N | 170274 | 4 | Inglewood, NZL | 21-Jan |
| 29.11.49 | | Kim Gillard | T | 180870 | 5 | Melbourne | 14-Dec |
| 29.12.20 | | Shawn Forrest | V | 100783 | 4 | Fayetteville, USA | 11-May |
| 29.15.59 | | Russell Dessaix-Chin | N | 240578 | 6 | Melbourne | 14-Dec |
| 29.22.61 | | Michael Chettle | V | 060877 | 7 | Melbourne | 14-Dec |
| 29.32.24 | | Jeff Hunt | N | 240782 | 10 | Melbourne | 14-Dec |
| 29.33.31 | | Andrew Letherby | V | 190973 | 1 | Sydney | 3-Feb |
| 29.35.58 | | Liam Adams | V | 040986 | 11 | Melbourne | 14-Dec |
| 29.48.99 | | Rees Buck (NZL) | A | 190576 | 12 | Melbourne | 14-Dec |
| 29.49.41 | | Erwin McRae | A | 280376 | 13 | Melbourne | 14-Dec |
| 29.51.01 | | Anthony Haber | A | 030378 | 14 | Melbourne | 14-Dec |
| 29.52.60 | | Scott McTaggart | A | 260277 | 15 | Melbourne | 14-Dec |
| 29.57.54 | | Brian Livingstone | Q | 160273 | 16 | Melbourne | 14-Dec |
| 30.02.35 | | Andrew White | V | 270585 | 17 | Melbourne | 14-Dec |
| 30.14.94 | | Matthew McDonough | V | 240773 | 18 | Melbourne | 14-Dec |
| 30.17.09 | | Scott Rantall | V | 110681 | 19 | Melbourne | 14-Dec |
| 30.48.92 | | Barry Keem | N | 180980 | 5 | Sydney | 3-Feb |
| 30.57.09 | | Glenn Guzzo | N | 300974 | 6 | Sydney | 3-Feb |
| 31.12.41 | | Magnus Michelsson | V | 040968 | 7 | Sydney | 3-Feb |
| 31.14.29 | | Andrew Knox | N | | 1 | Sydney | 26-Oct |
| 31.23.59 | | Ryan Jackson | V | 060583 | 20 | Melbourne | 14-Dec |
| 31.25.96 | | Ben St.Lawrence | N | | 2 | Sydney | 26-Oct |
| 31.31.29 | | Chris Reeves | Q | 140884 | 1 | Brisbane | 13-Oct |
| 31.32.55 | | Caleb Wegner | N | | 3 | Sydney | 26-Oct |
| 31.33.19 | | Scott Brittain | Q | 081276 | 2 | Brisbane | 13-Oct |
| 31.36.99 | | Brian Livingston | Q | 160273 | 3 | Brisbane | 13-Oct |
| 31.41.47 | | Michael Hosking | A | 161085 | 8 | Sydney | 3-Feb |
| 31.46.96 | | Darren Wilson | S | | 1 | Adelaide | 20-Dec |
| 31.50.0 | | Roberto Busi | W | | 1 | Perth | 1-Dec |
| 31.50.52 | | Brad Smith | Q | 310170 | 4 | Brisbane | 13-Oct |
| Half Marathon | | | | | | | |
| 1:02.57.0 | | Martin Dent | A | 080279 | 1 | Gold Coast | 2-Jul |
| 1:03.46.0 | | Andrew Letherby | V | 190973 | 7 | New York, USA | 27-Aug |
| 1:04.21.0 | | Anthony Haber | A | 030378 | 4 | Gold Coast | 2-Jul |
| 1:04.56.0 | | Scott McTaggart | A | 260277 | 7 | Gold Coast | 2-Jul |

AUSTRALIAN RANKINGS LIST – JAN 1 TO DEC 31, 2006 (CONTINUED)

| PERFORM | WIND | NAME | ASS | D.O.B. | PLACE | VENUE | DATE |
|---------------------|------|-------------------|-----|--------|-------|--------------------|--------|
| 1:05.20.0 | | Phill Sly | V | 020974 | 1 | Milton Keynes, GBR | 23-Jul |
| 1:06.10.0 | | Philo Saunders | A | 311076 | 8 | Gold Coast | 2-Jul |
| 1:06.13.0 | | Scott Westcott | N | 250975 | - | Melbourne | 19-Mar |
| 1:06.13.0 | | Shane Nankervis | V | 060574 | - | Melbourne | 19-Mar |
| 1:06.22.0 | | Gemechu Woyecha | A | 020379 | 1 | Weston Creek | 12-Mar |
| 1:06.23.0 | | Mike Power | V | 090576 | 2 | Barcelona | 19-Feb |
| 1:06.23.0 | | Glenn Guzzo | N | 300974 | 9 | Gold Coast | 2-Jul |
| 1:06.41.0 | | Nick Cope | N | 131169 | 10 | Gold Coast | 2-Jul |
| 1:06.49.0 | | Barry Keem | N | 180980 | 11 | Gold Coast | 2-Jul |
| 1:07.23.0 | | Scott Rantall | V | 110681 | 2 | Melbourne | 8-Oct |
| 1:07.36.0 | | Magnus Michelsson | V | 040968 | 4 | Sydney | 21-May |
| 1:07.37.0 | | Marcus Brown | Q | 230476 | 13 | Gold Coast | 2-Jul |
| 1:07.44.0 | | Lachlan McArthur | V | 260678 | 14 | Gold Coast | 2-Jul |
| 1:07.45.0 | | David Ruschena | V | 170274 | 2 | Sydney | 17-Sep |
| 1:07.53.0 | | Jeremy Horne | N | 180774 | 3 | Melbourne | 8-Oct |
| 1:07.55.0 | | Steve Moneghetti | V | 260962 | 2 | Noosa | 20-Aug |
| 1:08.07.0 | | Allan Failla | V | 150174 | 15 | Gold Coast | 2-Jul |
| 1:08.29.0 | | Andrew White | V | 270585 | 4 | Melbourne | 8-Oct |
| 1:08.36.0 | | Simon Hurt | N | 020778 | 2 | The Entrance | 3-Dec |
| 1:08.40.0 | | Hamish McElwee | W | | 1 | Perth | 3-Sep |
| 1:08.42.0 | | Todd Ingraham | W | 270274 | 1 | Fremantle | 11-Jun |
| 1:08.46.0 | | Roberto Busi | W | | 2 | Fremantle | 11-Jun |
| 1:08.51.0 | | Rod De Highden | V | 150169 | 1 | Melbourne | 3-Sep |
| 1:08.53.0 | | Sergio Carvalho | N | | 17 | Gold Coast | 2-Jul |
| 1:08.57.0 | | Matthew Robbie | N | | 3 | The Entrance | 3-Dec |
| 1:08.58.0 | | Dale Bickham | V | 300976 | 18 | Gold Coast | 2-Jul |
| 1:09.04.0 | | Chris Truscott | N | | 19 | Gold Coast | 2-Jul |
| 1:09.21.0 | | Grant Morgan | V | 210974 | 5 | Melbourne | 8-Oct |
| 1:09.32.0 | | Andrew Knox | N | | 8 | Sydney | 21-May |
| 1:09.37.0 | | Brian Livingston | Q | 160273 | 1 | Brisbane | 4-Jun |
| 1:09.40.0 | | Julian Marsh | V | 301173 | 2 | Melbourne | 3-Sep |
| 1:09.44.0 | | Daniel Hornery | V | 300980 | 3 | Melbourne | 3-Sep |
| 1:10.00.0 | | William Withers | W | | 3 | Fremantle | 11-Jun |
| short course | | | | | | | |
| 1:08.42.0 | | Tim Ashby | N | | 1 | Pokolbin | 23-Jul |
| Marathon | | | | | | | |
| 2:14.13.0 | | Lee Troop | V | 220373 | 1 | Gold Coast | 2-Jul |
| 2:15.44.0 | | Gemechu Woyecha | A | 020379 | 7 | Nagano, Japan | 16-Apr |
| 2:16.32.0 | | Scott Westcott | N | 250975 | 4 | Melbourne | 19-Mar |
| 2:16.53.0 | | Phill Sly | V | 020974 | 20 | London, GBR | 23-Apr |
| 2:17.11.0 | | Andrew Letherby | V | 190973 | 5 | Melbourne | 19-Mar |

| PERFORM | WIND | NAME | ASS | D.O.B. | PLACE | VENUE | DATE |
|-----------|------|-------------------|-----|--------|-------|-----------------|--------|
| 2:19.15.0 | | Shane Nankervis | V | 060574 | 7 | Melbourne | 19-Mar |
| 2:20.25.0 | | Rowan Walker | V | 120170 | 6 | Gold Coast | 2-Jul |
| 2:21.36.0 | | Barry Keem | N | 180980 | 25 | Fukuoka, Japan | 2-Dec |
| 2:22.19.0 | | Glenn Guzzo | N | 300974 | 1 | Sydney | 30-Jul |
| 2:24.50.0 | | Mark Jackson | Q | | 8 | Gold Coast | 2-Jul |
| 2:25.02.0 | | Magnus Michelsson | V | 040968 | 2 | Canberra | 9-Apr |
| 2:25.54.0 | | Brian Livingston | Q | 160273 | 9 | Gold Coast | 2-Jul |
| 2:26.13.0 | | Todd Ingraham | W | 270274 | 1 | Perth | 2-Jul |
| 2:26.32.0 | | Antony Rickards | V | 170871 | 2 | Melbourne | 8-Oct |
| 2:26.54.0 | | Jeremy Horne | N | 180774 | 1 | Christchurch | 4-Jun |
| 2:27.07.0 | | James Barker | A | 280477 | 3 | Canberra | 9-Apr |
| 2:27.35.0 | | Scott Carlson | Q | | 11 | Gold Coast | 2-Jul |
| 2:28.33.0 | | Ashley Searl | Q | | 12 | Gold Coast | 2-Jul |
| 2:29.34.0 | | David Wynn | V | | 3 | Melbourne | 8-Oct |
| 2:30.23.0 | | Julian Marsh | V | 301173 | 60 | New York, USA | 5-Nov |
| 2:31.02.0 | | Colin Johnston | N | | 1 | Townsville | 6-Aug |
| 2:31.41.0 | | Jimmy Goulis | V | | 34 | Berlin, Germany | 24-Sep |
| 2:31.44.0 | | David Criniti | N | | 5 | Sydney | 17-Sep |
| 2:32.11.0 | | Campbell Maffett | V | | 13 | Gold Coast | 2-Jul |
| 2:32.50.0 | | Chris Truscott | N | | 167 | Chicago, USA | 22-Oct |
| 2:32.53.0 | | Matthew Thomas | N | | 5 | Canberra | 9-Apr |
| 2:33.18.0 | | Paul Martinico | V | | 92 | Fukuoka, Japan | 2-Dec |
| 2:33.23.0 | | Ben Sutterd | V | | 6 | Canberra | 9-Apr |
| 2:33.46.0 | | Brendon Seipolt | Q | | 4 | Melbourne | 8-Oct |

110 Metres Hurdles

| | | | | | | | |
|-------|------|------------------|---|--------|----|-----------|--------|
| 13.89 | +0.6 | Warwick Cregan | W | 020584 | 1 | Melbourne | 18-Feb |
| 13.92 | +1.3 | Kyle Vander-Kuyp | V | 300571 | 2 | Canberra | 26-Jan |
| 14.00 | +0.6 | Greg Eyears | N | 210881 | 1 | Sydney | 15-Jan |
| 14.15 | | Justin Merlino | N | 101286 | 1 | Sydney | 25-Feb |
| 14.19 | -1.0 | Mahamad Zeed | V | 210284 | 1h | Melbourne | 18-Feb |
| 14.30 | +0.6 | Stuart Anderson | Q | 190679 | 1 | Brisbane | 19-Feb |
| 14.37 | -0.6 | Duncan Harvey | N | 120381 | 3 | Brisbane | 21-Jan |
| 14.45 | +1.3 | Ryan Purcell | W | 240183 | 7 | Canberra | 26-Jan |
| 14.59 | +0.9 | Jason Dudley | Q | 101184 | 1 | Brisbane | 10-Mar |
| 14.78 | | Jake Holt | N | 020786 | 2 | Sydney | 11-Nov |
| 14.81 | +1.0 | Aaron Petersen | V | 221080 | 3h | Melbourne | 18-Feb |
| 14.88 | +1.0 | Chris Barakat | N | 031185 | 4h | Melbourne | 18-Feb |
| 14.92 | +0.6 | Tom Sullivan | V | 280585 | 2 | Melbourne | 22-Jan |
| 14.95 | +0.6 | Kyle Rasti | V | 071086 | 3 | Melbourne | 22-Jan |
| 14.95 | | Daniel Martin | V | 200990 | 1 | Melbourne | 16-Dec |
| 14.96 | -0.2 | Martin Barrow | V | 030173 | 3 | Melbourne | 19-Jan |

AUSTRALIAN RANKINGS LIST – JAN 1 TO DEC 31, 2006 (CONTINUED)

| PERFORM | WIND | NAME | ASS | D.O.B. | PLACE | VENUE | DATE |
|------------------------|------|--------------------------|-----|--------|-------|----------------|--------|
| 14.98 | +0.4 | Matt McEwen | Q | 161071 | 1 | Brisbane | 13-Jan |
| 14.99 | -1.0 | Simon Byrne | Q | 110386 | 4h | Brisbane | 20-Jan |
| 15.10 | -0.6 | Adam Slezak | N | 100487 | 7 | Brisbane | 21-Jan |
| 15.10 | +1.5 | Chris Johnson | W | 021286 | 1 | Adelaide | 28-Jan |
| 15.13 | +0.3 | Alex Mason | Q | 040381 | 3 | Brisbane | 27-Jan |
| 15.17 | +0.4 | Richard Allan | Q | 011279 | 2 | Brisbane | 13-Jan |
| 15.20 | +1.2 | Brendan McConville (GBR) | W | 030179 | 1 | Perth | 19-Feb |
| 15.24 | -0.4 | Ben Turner | Q | 181281 | 4h | Brisbane | 20-Jan |
| 15.24 | -1.4 | Liam Smith | W | 250884 | 6 | Adelaide | 31-Mar |
| 15.29 | | Matthew Blair | V | 110388 | 1 | Melbourne | 12-Dec |
| 15.43 | +0.6 | Darrel Muczycyka | N | 030780 | 9 | Sydney | 15-Jan |
| wind-assisted | | | | | | | |
| 14.13 | +5.6 | Warwick Cregan | W | 020584 | 1 | Perth | 21-Jan |
| manual | | | | | | | |
| 14.6 | | Aaron Petersen | V | 221080 | 1 | Melbourne | 4-Mar |
| 15.2 | | Tom Cade | V | 100982 | 1 | Melbourne | 16-Dec |
| under 20 (99cm) | | | | | | | |
| 14.00 | +0.0 | Lachlan Stanton | Q | 050888 | 5h | Beijing, China | 18-Aug |
| 14.21 | +0.3 | Ben Mumby | Q | 070489 | 2 | Gold Coast | 8-Jul |
| 14.23 | +0.9 | Adam Slezak | N | 100487 | 1 | Brisbane | 10-Mar |
| 14.25 | +1.2 | Daniel Small | N | 130888 | 1 | Sydney | 12-Feb |
| 14.38 | -0.1 | Matthew Blair | V | 110388 | 1 | Melbourne | 17-Oct |
| 14.42 | -1.1 | Brett Watton | N | 240288 | 3 | Adelaide | 31-Mar |
| 14.86 | +0.0 | Ben Khongbut | V | 260289 | 4h | Adelaide | 31-Mar |
| 14.88 | +0.6 | Sam Giatrakos | S | 111188 | 3h | Adelaide | 31-Mar |
| 14.95 | +0.0 | Luke Devenish | W | 100487 | 5h | Adelaide | 31-Mar |
| 15.05 | +0.6 | Ben Rickards | T | 170188 | 4h | Adelaide | 31-Mar |
| wind-assisted | | | | | | | |
| 14.24 | +2.4 | Daniel Small | N | 130888 | 1 | Sydney | 28-Jan |
| 14.74 | +4.4 | Ben Khongbut | V | 260289 | 1 | Melbourne | 22-Jan |
| under 18 (91cm) | | | | | | | |
| 14.14 | | Daniel Martin | V | 200990 | 1 | Aberfeldie | 18-Nov |
| 14.36 | +0.7 | Luke Hart | V | 040389 | 1h | Sydney | 7-Dec |
| 14.44 | -1.0 | Matthew Harris | N | 260489 | 1 | Sydney | 8-Dec |
| 14.48 | -1.0 | Chris Watson | Q | 050589 | 2 | Sydney | 8-Dec |
| 14.57 | +0.7 | Adam Bevis | Q | 190390 | 1 | Gold Coast | 26-Jan |
| 14.58 | -0.2 | Leo Dulay | N | 110289 | 1h | Sydney | 7-Dec |
| 14.84 | -0.2 | Phillip Scharf | Q | 140589 | 2h | Sydney | 7-Dec |
| 14.89 | | Glenn Ormesher | W | 261190 | 1 | Perth | 4-Nov |
| 14.99 | -0.2 | Shaun Hargreaves | V | 151289 | 3h | Sydney | 7-Dec |
| wind-assisted | | | | | | | |
| 14.53 | +3.0 | Daniel Martin | V | 200990 | 1 | Melbourne | 22-Jan |

| PERFORM | WIND | NAME | ASS | D.O.B. | PLACE | VENUE | DATE |
|---------------------------|------|------------------------|-----|--------|-------|----------------|--------|
| 200 Metres Hurdles | | | | | | | |
| 24.60 | -1.0 | Jacob Holt | N | 020786 | 1 | Sydney | 16-Dec |
| 24.61 | -1.3 | Ben Mumby | Q | 070489 | 1 | Brisbane | 8-Jan |
| 400 Metres Hurdles | | | | | | | |
| 49.36 | | Brendan Cole | A | 290581 | 4s | Melbourne | 22-Mar |
| 49.88 | | Tristan Thomas | T | 230586 | 3h | Melbourne | 21-Mar |
| 50.30 | | Elliot Wood | N | 061083 | 3 | Sydney | 5-Feb |
| 51.24 | | Dane Richter | W | 060181 | 1 | Perth | 4-Mar |
| 51.91 | | Andrew Yong | Q | 050488 | 5s | Beijing, China | 17-Aug |
| 51.95 | | Leigh Bennett | N | 200486 | 3 | Sydney | 15-Jan |
| 52.10 | | Peter Bate | V | 030179 | 6 | Canberra | 26-Jan |
| 52.16 | | Mowen Boino (PNG) | Q | 161279 | 1 | Brisbane | 18-Nov |
| 52.23 | | Mark Watts | N | 230288 | 1 | Gold Coast | 9-Jul |
| 52.43 | | Tom Cade | V | 100982 | 4h | Sydney | 3-Feb |
| 52.87 | | Felipe de Castro Cruz | W | 300887 | 2 | Perth | 4-Mar |
| 53.33 | | Tobby Sutherland | V | 170983 | 5h | Sydney | 3-Feb |
| 53.53 | | James Crennan | N | 291186 | 5 | Sydney | 15-Jan |
| 53.54 | | James Roff | N | 090186 | 2 | Sydney | 11-Nov |
| 54.05 | | Jeff Riseley | V | 111186 | 2 | Adelaide | 2-Apr |
| 54.28 | | Allex Molineaux | Q | 150186 | 7h | Sydney | 3-Feb |
| 54.60 | | Kulan Ranasinghe (SRI) | V | 080678 | 1 | Melbourne | 11-Nov |
| 54.68 | | Alex Bubner | S | 071088 | 1 | Adelaide | 7-Jan |
| 55.03 | | Peter Gregoriou | N | 140387 | 2 | Sydney | 12-Feb |
| 55.42 | | Cameron Yorke | W | 180476 | 2 | Perth | 8-Jan |
| 55.57 | | Stephen Murphy | N | | 3 | Sydney | 11-Nov |
| 55.59 | | Ben Rickards | T | 170188 | 5 | Hobart | 6-Jan |
| 55.62 | | Andrew Baxter | V | 020778 | 4h | Melbourne | 17-Feb |
| 55.70 | | Beau Harris | Q | | 6 | Samoa | Dec |
| 55.74 | | Kiel Mannix | N | 301087 | 3 | Sydney | 12-Feb |
| 55.83 | | Andrew Simmons | V | 030189 | 2 | Melbourne | 11-Feb |
| manual | | | | | | | |
| 51.2 | | Peter Bate | V | 030179 | 1 | Melbourne | 19-Jan |
| 53.6 | | Mark Watts | N | 230288 | 1 | Sydney | 18-Mar |
| 54.8 | | Andrew Simmons | V | 030189 | 1 | Melbourne | 4-Feb |
| 55.5 | | Mohamad Zeed | V | 210284 | 1 | Melbourne | 2-Dec |
| 55.6 | | Kiel Mannix | N | 301087 | 3 | Sydney | 18-Mar |
| 55.8 | | David Featherston | V | 270774 | 2 | Melbourne | 4-Feb |
| under 20 | | | | | | | |
| 51.91 | | Andrew Yong | Q | 050488 | 5s | Beijing, China | 17-Aug |
| 52.23 | | Mark Watts | N | 230288 | 1 | Gold Coast | 9-Jul |
| 52.87 | | Felipe de Castro Cruz | W | 300887 | 2 | Perth | 4-Mar |

AUSTRALIAN RANKINGS LIST – JAN 1 TO DEC 31, 2006 (CONTINUED)

| PERFORM | WIND | NAME | ASS | D.O.B. | PLACE | VENUE | DATE |
|------------------------|------|-----------------|-----|--------|-------|-----------|--------|
| 54.68 | | Alex Bubner | S | 071088 | 1 | Adelaide | 7-Jan |
| 55.03 | | Peter Gregoriou | N | 140387 | 2 | Sydney | 12-Feb |
| 55.59 | | Ben Rickards | T | 170188 | 5 | Hobart | 6-Jan |
| 55.74 | | Kiel Mannix | N | 301087 | 3 | Sydney | 12-Feb |
| 55.83 | | Andrew Simmons | V | 030189 | 2 | Melbourne | 4-Feb |
| 56.14 | | Steven Wishart | V | 141188 | 1 | Melbourne | 7-Oct |
| 56.29 | | Craig Burns | Q | | 2 | Brisbane | 24-Nov |
| 56.50 | | Imran Zeed | V | 240187 | 1 | Melbourne | 20-Jan |
| 56.68 | | Scott Dawson | V | 150387 | 2 | Melbourne | 20-Jan |
| under 18 (84cm) | | | | | | | |
| 52.45 | | Chris Watson | Q | 050589 | 1 | Sydney | 9-Dec |
| 53.03 | | Luke Hart | V | 040389 | 2 | Sydney | 9-Dec |
| 53.53 | | Sam Carson | Q | 150490 | 1 | Sydney | 9-Dec |
| 53.83 | | Daniel Bailey | V | 080690 | 2 | Sydney | 9-Dec |
| 54.75 | | Brad Leonard | N | 160290 | 3 | Sydney | 9-Dec |
| 54.76 | | Peter Drzal | W | 141189 | 3 | Sydney | 9-Dec |
| 54.89 | | Kieren King | W | 050391 | 2h | Sydney | 8-Dec |
| 55.68 | | Andrew Hogan | V | 290189 | 1 | Sydney | 3-Feb |
| 55.68 | | Tim Scott | V | 170789 | 4 | Sydney | 9-Dec |
| 55.82 | | Andrew Simmons | V | 030189 | 2 | Melbourne | 7-Oct |
| 56.17 | | Peter Want | N | 150290 | 5 | Sydney | 9-Dec |
| 56.53 | | Steven Wishart | V | 141188 | 1 | Melbourne | 11-Feb |
| 56.58 | | Damien Nielsen | V | 251290 | 6 | Sydney | 9-Dec |
| 56.60 | | Corey Wake | Q | 150389 | 5 | Sydney | 9-Dec |
| 56.63 | | Ian Dewhurst | N | 131190 | 7 | Sydney | 9-Dec |

2000 Metres Steeplechase

| | | | | | | | |
|---------|--|-----------------|---|--------|---|-----------|--------|
| 5.39.35 | | Martin Dent | A | 080279 | 1 | Canberra | 26-Feb |
| 5.50.81 | | Matt Bayley | V | 260289 | 1 | Sydney | 9-Dec |
| 5.55.01 | | Scott McTaggart | A | 260277 | 1 | Canberra | 17-Jan |
| 5.56.18 | | Mitchell Lamb | A | 091090 | 1 | Sydney | 9-Dec |
| 5.56.4 | | Shane Thiele | S | 080277 | 1 | Adelaide | 4-Jan |
| 5.57.67 | | Richard Everest | S | 250290 | 2 | Sydney | 9-Dec |
| 5.58.3 | | Ben Ashkettle | V | 090988 | 1 | Melbourne | 11-Mar |

3000 Metres Steeplechase

| | | | | | | | |
|---------|--|---------------------|---|--------|---|-------------------|--------|
| 8.21.98 | | Youcef Abdi | N | 071277 | 8 | Heusden, Belgium | 22-Jul |
| 8.24.62 | | Peter Nowill | Q | 150679 | 7 | Helsinki, Finland | 26-Jul |
| 8.28.98 | | Martin Dent | A | 080279 | 4 | Melbourne | 24-Mar |
| 8.39.54 | | Grant Schmidlechner | V | 210978 | 4 | Sydney | 4-Feb |
| 8.44.08 | | Richard Jeremiah | V | 031282 | 3 | Sydney | 15-Jan |
| 8.45.81 | | Jeff Hunt | N | 240782 | 5 | Sydney | 4-Feb |

| PERFORM | WIND | NAME | ASS | D.O.B. | PLACE | VENUE | DATE |
|---------|------|-----------------|-----|--------|-------|-----------|--------|
| 8.54.19 | | Jayden Russ | Q | 180785 | 6 | Sydney | 4-Feb |
| 9.01.53 | | Scott McTaggart | A | 260277 | 7 | Sydney | 4-Feb |
| 9.08.39 | | Ben Ashkettle | V | 090988 | 5 | Melbourne | 19-Feb |
| 9.15.79 | | Michael Hosking | A | 161085 | 3 | Melbourne | 14-Dec |
| 9.16.74 | | Matt Bayley | V | 260289 | 1 | Ballarat | 4-Nov |
| 9.17.07 | | Julian Lennon | W | 240487 | 4 | Melbourne | 14-Dec |
| 9.21.17 | | Shane Thiele | S | 080277 | 6 | Melbourne | 19-Feb |
| 9.26.35 | | Rhys Hart | N | 250283 | 7 | Melbourne | 19-Feb |
| 9.26.56 | | Matthew Johnsen | A | 270688 | 2 | Adelaide | 1-Apr |
| 9.30.26 | | Daniel Hornery | V | 300980 | 1 | Melbourne | 7-Jan |

under 20

| | | | | | | | |
|---------|--|-----------------|---|--------|---|-----------|--------|
| 9.08.39 | | Ben Ashkettle | V | 090988 | 5 | Melbourne | 19-Feb |
| 9.16.74 | | Matt Bayley | V | 260289 | 1 | Ballarat | 4-Nov |
| 9.26.56 | | Matthew Johnsen | A | 270688 | 2 | Adelaide | 1-Apr |
| 9.29.10 | | Julian Lennon | W | 240487 | 9 | Melbourne | 19-Feb |
| 9.37.84 | | Ryan Christian | V | 241288 | 4 | Adelaide | 1-Apr |
| 9.41.73 | | Matthew Rando | N | 200188 | 6 | Adelaide | 1-Apr |

4 x 100 Metres Relay

| | | | | | | | |
|-------|--|---|---|--|----|----------------|--------|
| 38.57 | | National Team | | | 2h | Melbourne | 24-Mar |
| | | D.Batman, J.Ross, A.Miller, A.Ezenwa | | | | | |
| 39.11 | | National Team | | | 2 | Melbourne | 9-Mar |
| | | D.Batman, J.Ross, A.Miller, A.Ezenwa | | | | | |
| 39.47 | | National Team | | | 1h | Melbourne | 19-Feb |
| | | A.Ezenwa, J.Ross, A.Miller, M.Shirvington | | | | | |
| 39.48 | | Oceania Team | | | 6 | Athens, Greece | 16-Sep |
| | | D.Batman, P.Johnson, A.Ezenwa, A.Rouge-Serret | | | | | |
| 40.11 | | National Junior Team | | | 3h | Beijing, China | 19-Aug |
| | | B.Galic, A.Rouge-Serret, K.Mulcahy, A.Yong | | | | | |
| 40.93 | | Bankstown Sports | N | | 1 | Sydney | 18-Nov |
| 41.31 | | NSW U/18 Team | N | | 1 | Sydney | 8-Dec |
| | | G.Jeloudev, F.Iorfino, K.Moore, K.Mulcahy | | | | | |
| 41.47 | | Victoria U/18 Team | V | | 2 | Sydney | 8-Dec |
| | | K.Brittain, D.Martin, C.Kangars, J.Ross | | | | | |
| 41.96 | | University of NSW | N | | 2 | Sydney | 18-Nov |
| 42.08 | | WA U/18 Team | W | | 3 | Sydney | 8-Dec |
| | | R.Williams, M.Zilm, J.Ockleford, J.Bezuidenhout | | | | | |
| 42.11 | | Oceania Team | | | 3 | Apia, Samoa | 16-Dec |
| | | L.Hansen, O.Gowa, N.Tuccandidgee, D.Daley | | | | | |
| 42.17 | | Sydney Pacific | N | | 3 | Sydney | 18-Nov |
| 42.26 | | Queensland | Q | | 1 | Gold Coast | 8-Jul |
| 42.28 | | Gold Coast | Q | | 1 | Brisbane | 8-Jan |

AUSTRALIAN RANKINGS LIST – JAN 1 TO DEC 31, 2006 (CONTINUED)

| PERFORM | WIND | NAME | ASS | D.O.B. | PLACE | VENUE | DATE |
|---------|------|---|-----|--------|-------|-----------|--------|
| | | B.Mumby, A.Dart, S.Fletcher, T.Thurtell | | | | | |
| 42.47 | | Sandringham | V | | 3 | Melbourne | 19-Feb |
| | | J.Lewis, R.Purcell, T.Hunt, C.Morehouse | | | | | |

4 x 200 Metres Relay

| | | | | | | | |
|---------|--|-----------------------------------|---|--|---|----------|--------|
| 1.27.72 | | University of NSW | N | | 1 | Sydney | 19-Nov |
| 1.28.58 | | Newcastle U/18 | N | | 1 | Sydney | 19-Nov |
| 1.28.76 | | Westfield | N | | 2 | Sydney | 19-Nov |
| 1.28.82 | | Sydney Pacific | N | | 3 | Sydney | 19-Nov |
| 1.29.42 | | St George District U/20 | N | | 1 | Sydney | 18-Nov |
| 1.29.63 | | Hunter T&F U/20 | N | | 2 | Sydney | 18-Nov |
| 1.29.6 | | Box Hill | V | | 1 | Box Hill | 18-Nov |
| 1.29.89 | | WA U/16 Team | W | | 1 | Sydney | 10-Dec |
| | | J.Smith, N.Shaw, A.Oliver, K.King | | | | | |

4 x 400 Metres Relay

| | | | | | | | |
|---------|--|---|---|--|----|----------------|--------|
| 3.00.93 | | National Team | | | 1 | Melbourne | 25-Mar |
| | | J.Steffensen, C.Troode, M.Ormod, C.Hill | | | | | |
| 3.03.04 | | National Team | | | 1h | Melbourne | 24-Mar |
| | | C.Troode, S.Wroe, M.Ormod, C.Hill | | | | | |
| 3.05.54 | | Oceania Team | | | 8 | Athens, Greece | 17-Sep |
| | | T.Thomas, D.Batman, C.Hill, S.Wroe | | | | | |
| 3.16.63 | | National Team | | | 1h | Melbourne | 19-Feb |
| | | J.Steffensen, M.Ormod, S.Wroe, C.Hill | | | | | |
| 3.17.52 | | Victoria U/18 Team | V | | 1 | Sydney | 10-Dec |
| | | L.Hart, N.Carr, A.Hogan, C.Kangars | | | | | |
| 3.17.73 | | University of NSW | N | | 1 | Sydney | 18-Nov |

4 x 800 Metres Relay

| | | | | | | | |
|---------|--|---|---|--|---|----------|--------|
| 7.36.56 | | Randwick-Botany | N | | 1 | Sydney | 19-Nov |
| 7.51.74 | | Flinders 'A' | S | | 1 | Adelaide | 16-Dec |
| | | R.Killmier, J.Massey-Harvey, D.Matena, C.Ross | | | | | |
| 7.53.74 | | Flinders 'B' | S | | 2 | Adelaide | 16-Dec |
| | | S.Thiele, D.Engler, R.Everest, T.Medlin | | | | | |
| 7.58.58 | | Kembla Joggers U/18 | N | | 1 | Sydney | 19-Nov |
| 7.58.80 | | Western Districts | S | | 3 | Adelaide | 16-Dec |
| | | H.Cook, M.Killicoat, N.Mangos, B.Watkins | | | | | |

4 x 1500 Metres Relay

| | | | | | | | |
|----------|--|--------------------|---|--|---|--------|--------|
| 15.29.92 | | Randwick-Botany | N | | 1 | Sydney | 18-Nov |
| 16.40.83 | | Sydney University | N | | 2 | Sydney | 18-Nov |
| 16.53.45 | | St.George District | N | | 3 | Sydney | 18-Nov |

| PERFORM | WIND | NAME | ASS | D.O.B. | PLACE | VENUE | DATE |
|----------|------|---|-----|--------|-------|--------|--------|
| | | B.St.Lawrence, M.Takieddine, I.Ali, S.Delaney | | | | | |
| 16.53.74 | | Randwick-Botany U/20 | N | | 1 | Sydney | 19-Nov |
| | | A.Campbell, V.Kravchenko, A.Laughton-Baulby, J.Hurley | | | | | |

3000 Metres Walk

| | | | | | | | |
|-----------------|--|----------------|---|--------|---|-----------|--------|
| 12.13.9 | | Darren Bown | S | 300674 | 1 | Adelaide | 8-Feb |
| 12.21.4 | | Michael McCagh | W | 160486 | 1 | Canberra | 31-Jan |
| 12.24.57 | | Troy Sundstrom | N | 300581 | 1 | Mingara | 21-Jan |
| 12.36.67 | | Ian Rayson | N | 040288 | 2 | Mingara | 21-Jan |
| 12.43.68 | | Daniel Coleman | T | 020289 | 1 | Hobart | 11-Nov |
| 12.53.5 | | Tom Barnes | V | 010669 | 1 | Melbourne | 11-Nov |
| under 20 | | | | | | | |
| 12.36.67 | | Ian Rayson | N | 040288 | 2 | Mingara | 21-Jan |
| 12.43.68 | | Daniel Coleman | T | 020289 | 1 | Hobart | 11-Nov |

5000 Metres Walk

| | | | | | | | |
|-----------------|--|------------------|---|--------|----|-----------|--------|
| 18.45.19 | | Nathan Deakes | V | 170877 | 1 | Melbourne | 9-Mar |
| 19.01.73 | | Luke Adams | N | 221076 | 2 | Melbourne | 9-Mar |
| 19.12.27 | | Jared Tallent | V | 171084 | 1 | Melbourne | 18-Feb |
| 19.36.30 | | Adam Rutter | N | 241286 | 3 | Melbourne | 9-Mar |
| 19.54.60 | | Michael McCagh | W | 160486 | 4 | Melbourne | 9-Mar |
| 20.08.22 | | Duane Cousins | V | 130773 | 5 | Melbourne | 9-Mar |
| 20.16.33 | | Chris Erickson | V | 011281 | 4 | Melbourne | 18-Feb |
| 20.26.6 | | Darren Bown | S | 300674 | 1 | Adelaide | 11-Jan |
| 21.11.14 | | Tom Barnes | V | 010669 | 6 | Melbourne | 18-Feb |
| 21.18.73 | | Ian Rayson | N | 040288 | 2 | Sydney | 7-Jan |
| 21.29.13 | | Daniel Coleman | T | 020289 | 1 | Hobart | 5-Nov |
| 21.48.71 | | Frank Bertei | V | 190366 | 10 | Melbourne | 9-Mar |
| 22.15.13 | | Brook Keys | N | 230290 | 1 | Sydney | 7-Dec |
| 22.18.50 | | Danny Hawksworth | V | 291079 | 8 | Melbourne | 18-Feb |
| 22.24.38 | | Lachlan McDonald | V | 070379 | 9 | Melbourne | 18-Feb |
| 22.36.21 | | Kim Mottrom | S | 270984 | 11 | Melbourne | 18-Feb |
| 22.38.59 | | Brendon Reading | A | 260189 | 1 | Canberra | 24-Feb |
| 22.51.35 | | Andrew Jamieson | V | 130646 | 12 | Melbourne | 18-Feb |
| 22.57.26 | | Kyle Malone | N | 250791 | 2 | Sydney | 25-Nov |
| 22.59.25 | | Kyle Bryant | V | 150189 | 2 | Sydney | 7-Dec |
| under 20 | | | | | | | |
| 21.18.73 | | Ian Rayson | N | 040288 | 2 | Sydney | 7-Jan |
| 22.15.13 | | Brook Keys | N | 230290 | 1 | Sydney | 7-Dec |
| 22.28.04 | | Daniel Coleman | T | 020289 | 10 | Melbourne | 18-Feb |
| 22.38.59 | | Brendon Reading | A | 260189 | 1 | Canberra | 24-Feb |
| 22.59.25 | | Kyle Bryant | V | 150189 | 2 | Sydney | 7-Dec |

AUSTRALIAN RANKINGS LIST – JAN 1 TO DEC 31, 2006 (CONTINUED)

| PERFORM | WIND | NAME | ASS | D.O.B. | PLACE | VENUE | DATE |
|------------------|------|------------------|-----|--------|-------|---------------------|--------|
| 10km Walk | | | | | | | |
| 42.35.0 | | Michael McCagh | W | 160486 | 1 | Canberra | 11-Jun |
| 44.50.0 | | Tom Barnes | V | 010669 | 1 | Melbourne | 22-Jul |
| 44.56.0 | | Chris Erickson | V | 011281 | 1 | Melbourne | 17-Dec |
| 45.10.0 | | Ian Rayson | N | 040288 | 1 | Canberra | 22-Jan |
| 46.17.0 | | Daniel Coleman | T | 020289 | - | Melbourne | 6-Aug |
| 46.43.0 | | Lachlan McDonald | V | | 1 | Melbourne | 24-Jun |
| 46.45.0 | | Brendon Reading | A | 260189 | 1 | Canberra | 11-Jun |
| 47.06.0 | | Andrew Jamieson | V | 130646 | 2 | Melbourne | 17-Dec |
| 47.31.0 | | Brook Keys | N | 230290 | 1 | Sydney | 12-Nov |
| 47.45.0 | | Kim Mottrom | S | 270984 | 2 | Canberra | 11-Jun |
| Track | | | | | | | |
| 40.41.5 | | Jared Tallent | V | 171084 | 1 | Valga, Estonia | 27-May |
| 42.22.0 | | Darren Bown | S | 300674 | 1 | Adelaide | 25-Oct |
| 42.30.86 | | Luke Adams | N | 221076 | 1 | Sydney | 14-Jan |
| 42.37.43 | | Chris Erickson | V | 011281 | 2 | Hobart | 6-Jan |
| 44.43.75 | | Ian Rayson | Q | 040288 | 1 | Adelaide | 31-Mar |
| 44.45.5 | | Michael McCagh | W | 160486 | 6 | Valga, Estonia | 27-May |
| 46.28.96 | | Brook Keys | N | 230290 | 2 | Adelaide | 31-Mar |
| 46.43.75 | | Daniel Coleman | T | 020289 | 3 | Adelaide | 31-Mar |
| 47.00.75 | | Brendon Reading | A | 260189 | 4 | Adelaide | 31-Mar |
| 49.24.28 | | Kim Mottrom | S | 270984 | 2 | Adelaide | 15-Jan |
| 20km Walk | | | | | | | |
| 1:19.07.0 | | Nathan Deakes | V | 170877 | 8 | Yangzhou, China | 22-Apr |
| 1:20.49.0 | | Luke Adams | N | 221076 | 3 | Rio Maior, Portugal | 1-Apr |
| 1:21.36.0 | | Jared Tallent | V | 171084 | 14 | La Coruna, Spain | 13-May |
| 1:22.41.0 | | Adam Rutter | N | 241286 | 22 | Yangzhou, China | 22-Apr |
| 1:26.35.0 | | Chris Erickson | V | 011281 | 6 | Ilsan, Korea | 17-Sep |
| 1:27.08.0 | | Duane Cousins | V | 130773 | 51 | La Coruna, Spain | 13-May |
| 1:29.45.0 | | Michael McCagh | W | 160486 | 2 | Melbourne | 6-Aug |
| 1:29.31.0 | | Darren Bown | S | 300674 | 6 | Sydney | 4-Feb |
| 1:31.08.0 | | Tom Barnes | V | 010669 | 3 | Melbourne | 6-Aug |
| 1:33.50.0 | | Kim Mottrom | S | 270984 | 1 | Adelaide | 20-May |
| 1:36.14.0 | | Frank Bertei | V | 190366 | - | Geelong | 2-Dec |
| 1:36.16.0 | | Andrew Jamieson | V | 130646 | 4 | Melbourne | 6-Aug |
| 1:37.07.0 | | Troy Sundstrom | N | 300581 | 9 | Sydney | 4-Feb |
| 1:38.44.0 | | Michael Smith | N | 110384 | 2 | Sydney | 22-Jul |
| 1:38.49.0 | | Mark Donahoo | V | 270558 | 1 | Canberra | 17-Apr |
| 1:39.36.0 | | Danny Hawksworth | V | 291079 | 10 | Sydney | 4-Feb |
| 1:39.36.0 | | Ian Rayson | N | 040288 | 1 | Hobart | 27-Aug |

| PERFORM | WIND | NAME | ASS | D.O.B. | PLACE | VENUE | DATE |
|------------------|------|-----------------------|-----|--------|-------|----------------------|--------|
| 30km Walk | | | | | | | |
| 2:05.06.0 | | Nathan Deakes | V | 170877 | 1 | Hobart | 27-Aug |
| 2:13.51.0 | | Jared Tallent | V | 171084 | 2 | Hobart | 27-Aug |
| 2:15.00.0 | | Chris Erickson | V | 011281 | 3 | Hobart | 27-Aug |
| 2:18.49.0 | | Duane Cousins | V | 130773 | - | Melbourne | 24-Mar |
| 2:21.20.0 | | Tom Barnes | V | 010669 | - | Geelong | 2-Dec |
| 2:30.52.0 | | Troy Sundstrom | N | 300581 | 4 | Hobart | 27-Aug |
| 2:33.52.0 | | Andrew Cross | Q | | 2 | Canberra | 11-Jun |
| 2:35.03.0 | | Andrew Jamieson | V | 130646 | 3 | Canberra | 11-Jun |
| 50km Walk | | | | | | | |
| 3:35.47.0 | | Nathan Deakes | V | 170877 | 1 | Geelong | 2-Dec |
| 3:53.19.0 | | Duane Cousins | V | 130773 | 2 | Geelong | 2-Dec |
| 3:55.08.0 | | Jared Tallent | V | 171084 | 3 | Geelong | 2-Dec |
| 3:58.22.0 | | Chris Erickson | V | 011281 | 3 | Melbourne | 24-Mar |
| 4:22.51.0 | | Darren Bown | S | 300674 | 4 | Geelong | 2-Dec |
| 4:27.40.0 | | Andrew Jamieson | V | 130646 | 5 | Geelong | 2-Dec |
| High Jump | | | | | | | |
| 2.21 | | Kane Brigg | Q | 140188 | 1 | Brisbane | 22-Jan |
| 2.21 | | Nick Moroney | N | 030872 | 1 | Sydney | 4-Feb |
| 2.18 | | Liam Zamel-Paez | Q | 040888 | 1 | Adelaide | 1-Apr |
| 2.17 | | Rhys Murphy | N | 230989 | 1 | Sydney | 9-Dec |
| 2.15 | | Daniel Lawton | N | 090285 | 3 | Canberra | 26-Jan |
| 2.15 | | Joshua Lodge | N | 090282 | 4 | Canberra | 26-Jan |
| 2.15 | | Joshua Heap | Q | 270190 | 1 | Brisbane | 24-Nov |
| 2.14 | | Cal Pearce | Q | 020787 | 2 | Brisbane | 22-Jan |
| 2.14 | | Mark Taylor | N | 290580 | 3 | Sydney | 4-Feb |
| 2.14 | | Chris Armet | V | 070686 | 1 | Melbourne | 11-Feb |
| 2.10 | | Ewan Haldane | V | 290382 | =5 | Canberra | 26-Jan |
| 2.10 | | Tim Forsyth | V | 170883 | =5 | Canberra | 26-Jan |
| 2.10 | | Dean Wood | N | 101287 | 1 | Canberra | 25-Feb |
| 2.10 | | Michael Hamlyn-Harris | N | 131176 | 1 | Sydney | 25-Mar |
| 2.09 | | David Baskin | V | 250686 | 2 | Adelaide | 1-Apr |
| 2.07 | | Josh Hall | Q | 030490 | 2 | Apia, Samoa | 14-Dec |
| 2.06 | | John Thornell | N | 220485 | 3 | Adelaide | 1-Apr |
| 2.05 | | Michael Zylstra | N | 220590 | 1 | Sydney | 7-Jan |
| 2.05 | | Bruce Kupfer | Q | 120385 | 5 | Brisbane | 22-Jan |
| 2.05 | | Rajendra Prasad (Fij) | V | 210985 | 4 | Ballarat | 29-Jan |
| 2.05 | | Chris Dodd | N | 280289 | 10 | Thessaloniki, Greece | 3-Jul |
| 2.05 | | Todd Garsden | Q | 041190 | 1 | Brisbane | 27-Oct |
| 2.05 | | Trent Allard | N | 061187 | =2 | Sydney | 18-Nov |

AUSTRALIAN RANKINGS LIST – JAN 1 TO DEC 31, 2006 (CONTINUED)

| PERFORM | WIND | NAME | ASS | D.O.B. | PLACE | VENUE | DATE |
|-------------------|------|---------------------|-----|--------|-------|----------------------|--------|
| 2.02 | | Jason Dudley | Q | 101184 | dec | Melbourne | 19-Mar |
| 2.01 | | Ben Rickards | T | 170188 | 1 | Hobart | 21-Jan |
| 2.01 | | Kyle Rasti | V | 071086 | dec | Taipei, Taiwan | 20-May |
| 2.01 | | Aaron Chatman | A | | 1 | Assen, Netherlands | 6-Sep |
| 2.00 | | Simon Cohen | N | 130188 | 1 | Canberra | 10-Jan |
| 2.00 | | Jarrold Sims | S | 110684 | 1 | Adelaide | 14-Jan |
| 2.00 | | Robert Cracknell | T | 020186 | 2 | Hobart | 14-Jan |
| 2.00 | | Sam Cameron | N | 230888 | 1 | Canberra | 24-Jan |
| 2.00 | | David Partridge | N | 290880 | qual | Melbourne | 18-Feb |
| 2.00 | | Dane Richter | W | 060181 | 1 | Perth | 26-Nov |
| under 20 | | | | | | | |
| 2.21 | | Kane Brigg | Q | 140188 | 1 | Brisbane | 22-Jan |
| 2.18 | | Liam Zamel-Paez | Q | 040888 | 1 | Adelaide | 1-Apr |
| 2.17 | | Rhys Murphy | N | 230989 | 1 | Sydney | 9-Dec |
| 2.15 | | Joshua Heap | Q | 270190 | 1 | Brisbane | 24-Nov |
| 2.14 | | Cal Pearce | Q | 020787 | 2 | Brisbane | 22-Jan |
| 2.10 | | Dean Wood | N | 101287 | 1 | Canberra | 25-Feb |
| 2.05 | | Michael Zylstra | N | 220590 | 1 | Sydney | 7-Jan |
| 2.05 | | Chris Dodd | N | 280289 | 10 | Thessaloniki, Greece | 3-Jul |
| 2.05 | | Todd Garsden | Q | 041190 | 1 | Brisbane | 27-Oct |
| 2.03 | | Rhys Murphy | N | 230989 | 2 | Sydney | 11-Feb |
| 2.02 | | Josh Hall | Q | 030490 | 2 | Sydney | 9-Dec |
| 2.01 | | Ben Rickards | T | 170188 | 1 | Hobart | 21-Jan |
| 2.00 | | Simon Cohen | N | 130188 | 1 | Canberra | 10-Jan |
| 2.00 | | Sam Cameron | N | 230888 | 1 | Canberra | 24-Jan |
| under 18 | | | | | | | |
| 2.17 | | Rhys Murphy | N | 230989 | 1 | Sydney | 9-Dec |
| 2.15 | | Joshua Heap | Q | 270190 | 1 | Brisbane | 24-Nov |
| 2.05 | | Michael Zylstra | N | 220590 | 1 | Sydney | 7-Jan |
| 2.05 | | Chris Dodd | N | 280289 | 10 | Thessaloniki, Greece | 3-Jul |
| 2.05 | | Todd Garsden | Q | 041190 | 1 | Brisbane | 27-Oct |
| 2.02 | | Josh Hall | Q | 030490 | 2 | Sydney | 9-Dec |
| 1.99 | | Nick Murchie | Q | | 2 | Brisbane | 19-Oct |
| 1.99 | | Tom Brennan | W | 190690 | 4 | Sydney | 9-Dec |
| Pole Vault | | | | | | | |
| 5.96 | | Steve Hooker | V | 160782 | 1 | Berlin, Germany | 3-Sep |
| 5.92 | | Paul Burgess | W | 140879 | 1 | Mannheim, Germany | 8-Jul |
| 5.70 | | Dmitri Markov | V | 140375 | 3 | Sydney | 5-Feb |
| 5.70 | | Viktor Chistiakov | S | 090275 | 3 | Padua, Italy | 1-Jul |
| 5.40 | | Alex Miroshnichenko | Q | 280978 | 4 | Sydney | 5-Feb |
| 5.40 | | Luke Vedelago | W | 130680 | 1 | Perth | 5-Mar |

| PERFORM | WIND | NAME | ASS | D.O.B. | PLACE | VENUE | DATE |
|---------|------|--------------------------|-----|--------|-------|------------|--------|
| 5.20 | | Joel Pocklington | V | 120486 | 2 | Ballarat | 25-Feb |
| 5.15 | | James Filshie | V | 110581 | 1 | Melbourne | 16-Dec |
| 5.05 | | Matei Tzvetanov | W | 030289 | 2 | Perth | 18-Mar |
| 5.00 | | Aidan Dziubinski | Q | 200879 | 7 | Sydney | 5-Feb |
| 5.00 | | Matt Boyd | Q | 290488 | 1 | Gold Coast | 6-Aug |
| 4.85 | | Michael Leask | W | 201289 | 2 | Perth | 10-Mar |
| 4.85 | | Tom Mansfield | S | 140783 | 1 | Adelaide | 25-Nov |
| 4.80 | | Scott Dziubinski | A | 170382 | 11 | Sydney | 5-Feb |
| 4.70 | | Matt McEwen | Q | 161071 | dec | Sydney | 3-Feb |
| 4.70 | | Tom Mansfield | S | 140783 | 2 | Adelaide | 27-Sep |
| 4.70 | | Tim MacDermot | S | 250883 | =2 | Adelaide | 4-Nov |
| 4.65 | | Damian Dickson | Q | 071086 | 1 | Gold Coast | 26-Jan |
| 4.60 | | Anthony Simons | S | 051087 | 2 | Adelaide | 4-Jan |
| 4.60 | | Laszlo Dobo | S | 081188 | 1 | Adelaide | 15-Jan |
| 4.60 | | Chris Johnson | W | 021286 | 1 | Adelaide | 25-Jan |
| 4.60 | | Nathan Baart | Q | 151181 | dec | Sydney | 3-Feb |
| 4.60 | | Jason Dudley | Q | 101184 | 1 | Brisbane | 26-Feb |
| 4.60 | | Kyle McCarthy | Q | 230182 | 2 | Gold Coast | 13-Oct |
| 4.60 | | Matthew Fryer | N | 270788 | 1 | Sydney | 31-Oct |
| 4.60 | | Blake Lucas | N | 120590 | 2 | Sydney | 31-Oct |
| 4.55 | | Brendan McConville (GBR) | W | 030179 | 2 | Perth | 19-Feb |
| 4.55 | | Cameron Sherry | V | 151180 | 2 | Melbourne | 16-Dec |
| 4.50 | | Craig Schulstad | N | 290475 | 2 | Sydney | 15-Jan |
| 4.50 | | Richard Allan | Q | 011279 | dec | Sydney | 3-Feb |
| 4.50 | | Jarrold Sims | S | 110684 | 5 | Adelaide | 31-Mar |
| 4.50 | | Mike Malone | V | | 1 | Melbourne | 18-Nov |
| 4.45 | | Howard Arbuthnot | Q | 290867 | =3 | Brisbane | 21-Jan |
| 4.40 | | Alex Mason | Q | 040381 | dec | Sydney | 3-Feb |
| 4.40 | | Tim Pollard | V | 100185 | 1 | Melbourne | 11-Feb |
| 4.40 | | Neil Joubert | V | 141086 | qual | Melbourne | 17-Feb |
| 4.35 | | Sander De Rijke (NED) | V | | 2 | Melbourne | 18-Nov |
| 4.30 | | Stephen Cain | V | 230784 | dec | Melbourne | 8-Jan |
| 4.30 | | Blake Thompson | Q | 230890 | 3 | Gold Coast | 13-Oct |
| 4.30 | | Mitchell Fox | S | 110890 | 2 | Adelaide | 25-Nov |
| 4.25 | | James Wendt | V | 040389 | 2 | Melbourne | 2-Dec |
| 4.20 | | Kyle Rasti | V | 071086 | dec | Sydney | 3-Feb |
| 4.20 | | Bruce Kupfer | Q | 120385 | dec | Sydney | 3-Feb |
| 4.20 | | Ozgur Begen | V | 181175 | qual | Melbourne | 17-Feb |
| 4.20 | | Nic Fox | A | 190369 | 2 | Canberra | 26-Feb |
| 4.20 | | Travis Hayto | W | 160190 | 4 | Perth | 5-Mar |
| 4.20 | | Harry Parkinson | S | 080490 | 1 | Adelaide | 29-Oct |
| 4.20 | | Theophilos Toumazos | S | 260191 | 1 | Adelaide | 25-Nov |

AUSTRALIAN RANKINGS LIST – JAN 1 TO DEC 31, 2006 (CONTINUED)

| PERFORM | WIND | NAME | ASS | D.O.B. | PLACE | VENUE | DATE |
|--------------------|------|---------------------|-----|--------|-------|-------------------|--------|
| 4.20 | | Mitchell Wake | Q | 201090 | 4 | Sydney | 10-Dec |
| 4.20 | | Anthony Hannah | V | | 1 | Melbourne | 13-Dec |
| indoors | | | | | | | |
| 5.80 | | Paul Burgess | W | 140879 | 1 | Donetsk, Ukraine | 11-Feb |
| town square | | | | | | | |
| 5.83 | | Paul Burgess | W | 140879 | 2 | Jockgrim, Germany | 22-Jul |
| under 20 | | | | | | | |
| 5.05 | | Matei Tzvetanov | W | 030289 | 2 | Perth | 18-Mar |
| 5.00 | | Matt Boyd | Q | 290488 | 1 | Gold Coast | 6-Aug |
| 4.90 | | Laszlo Dobo | S | 081188 | 1 | Adelaide | 4-Feb |
| 4.85 | | Michael Leask | W | 201289 | 2 | Perth | 10-Mar |
| 4.60 | | Anthony Simons | S | 051087 | 2 | Adelaide | 4-Jan |
| 4.60 | | Matthew Fryer | N | 270788 | 1 | Sydney | 31-Oct |
| 4.60 | | Blake Lucas | N | 120590 | 2 | Sydney | 31-Oct |
| 4.30 | | Blake Thompson | Q | 230890 | 3 | Gold Coast | 13-Oct |
| 4.30 | | Mitch Fox | S | 110890 | 2 | Adelaide | 25-Nov |
| 4.20 | | James Wendt | V | 040389 | 1 | Melbourne | 22-Jan |
| 4.20 | | Travis Hayto | W | 160190 | 4 | Perth | 5-Mar |
| 4.20 | | Theophilus Toumazos | S | 260191 | 1 | Adelaide | 25-Nov |
| 4.20 | | Mitchell Wake | Q | 201090 | 4 | Sydney | 10-Dec |
| 4.15 | | Matthew Bews | V | 301090 | 1 | Melbourne | 2-Dec |
| 4.15 | | Scott Grant | V | 231190 | 2 | Melbourne | 2-Dec |
| 4.10 | | Jackson Bews | V | 220991 | 1 | Sydney | 7-Dec |
| 4.05 | | Todd Dawson | V | 130190 | 6 | Sydney | 10-Dec |
| 4.00 | | Dion Pocklington | V | 080188 | qual | Melbourne | 17-Feb |
| 4.00 | | Zac Nelson | V | 190491 | 2 | Melbourne | 13-Dec |
| under 18 | | | | | | | |
| 5.05 | | Matei Tzvetanov | W | 030289 | 2 | Perth | 18-Mar |
| 4.85 | | Michael Leask | W | 201289 | 2 | Perth | 10-Mar |
| 4.60 | | Blake Lucas | N | 120590 | 2 | Sydney | 31-Oct |
| 4.30 | | Blake Thompson | Q | 230890 | 3 | Gold Coast | 13-Oct |
| 4.30 | | Mitch Fox | S | 110890 | 2 | Adelaide | 25-Nov |
| 4.20 | | James Wendt | V | 040389 | 1 | Melbourne | 22-Jan |
| 4.20 | | Travis Hayto | W | 160190 | 4 | Perth | 5-Mar |
| 4.20 | | Harry Parkinson | S | 080490 | 1 | Adelaide | 29-Oct |
| 4.20 | | Theophilus Toumazos | S | 260191 | 1 | Adelaide | 25-Nov |
| 4.20 | | Mitchell Wake | Q | 260191 | 4 | Sydney | 10-Dec |
| 4.15 | | Matthew Bews | V | 301090 | 1 | Melbourne | 2-Dec |
| 4.15 | | Scott Grant | V | 231190 | 2 | Melbourne | 2-Dec |
| 4.10 | | Jackson Bews | V | 220991 | 1 | Sydney | 7-Dec |
| 4.05 | | Todd Dawson | V | 130190 | 6 | Sydney | 10-Dec |
| 4.00 | | Zac Nelson | V | 190491 | 2 | Melbourne | 13-Dec |

| PERFORM | WIND | NAME | ASS | D.O.B. | PLACE | VENUE | DATE |
|----------------------|------|------------------|-----|--------|-------|----------------|--------|
| Long Jump | | | | | | | |
| 8.19 | +0.5 | Fabrice Lapierre | N | 171083 | 1 | Nuoro, Italy | 12-Jul |
| 8.08 | +1.6 | John Thornell | N | 220485 | 1 | Canberra | 26-Jan |
| 8.07 | +0.7 | Tim Parravicini | Q | 250481 | 1 | Melbourne | 9-Mar |
| 8.00 | +0.3 | Robbie Crowther | Q | 020887 | 1 | Beijing, China | 16-Aug |
| 7.89 | +1.7 | Scott Crowe | A | 071083 | 4 | Canberra | 26-Jan |
| 7.85 | +1.8 | Chris Noffke | Q | 060188 | 1 | Gold Coast | 5-Aug |
| 7.79 | +1.4 | Peter Parsons | N | 111280 | - | Canberra | 26-Jan |
| 7.75 | +1.6 | Andrew Curtis | Q | 231279 | 6 | Canberra | 26-Jan |
| 7.72 | +1.0 | Joel Noffke | Q | 070884 | - | Sydney | 5-Feb |
| 7.66 | +1.7 | Phil Rickaby | N | 201083 | 3 | Knoxville, USA | 27-May |
| 7.64 | +1.6 | Robert Stevens | V | 261082 | 8 | Canberra | 26-Jan |
| 7.54 | +0.6 | Alwyn Jones | S | 280285 | 1 | Adelaide | 15-Jan |
| 7.49 | +1.1 | Gavin Manoharan | Q | 040980 | 1 | Gold Coast | 2-Dec |
| 7.44 | +0.7 | Carl Morehouse | V | 180284 | qual | Sydney | 4-Feb |
| 7.43 | +0.6 | Shane Hair | W | 241075 | qual | Sydney | 4-Feb |
| 7.38 | -0.4 | Dale Jenner | N | 270389 | qual | Sydney | 4-Feb |
| 7.37 | +0.5 | Richard Allan | Q | 011279 | dec | Sydney | 2-Feb |
| 7.30 | -0.2 | Shaun Fletcher | N | 090682 | 10 | Sydney | 5-Feb |
| 7.27 | +1.4 | Jason Dudley | Q | 101184 | dec | Sydney | 2-Feb |
| 7.26 | | Luke Vaessen | T | 090387 | 1 | Launceston | 26-Feb |
| 7.21 | | Matt Woodruff | V | 010480 | 3 | Brisbane | 8-Jan |
| 7.21 | +0.3 | Julius Nyambane | Q | | 1 | Townsville | 1-Oct |
| 7.19 | | Kyle Rasti | V | 071086 | 2 | Melbourne | 11-Feb |
| 7.19 | +1.4 | Chris Barakat | N | 031185 | 3 | Adelaide | 2-Apr |
| 7.14 | | Joel Hocking | V | 050679 | 3 | Melbourne | 11-Feb |
| 7.13 | | Ewan Haldane | V | 290382 | 4 | Melbourne | 11-Feb |
| 7.13 | -0.7 | D.Gourdis | W | | 1 | Perth | 5-Nov |
| 7.13 | | Michael Gordon | Q | 290689 | 1 | Apia, Samoa | 16-Dec |
| 7.12 | +0.4 | Tony Blumson | S | 220190 | 1 | Sydney | 7-Dec |
| 7.07 | | Kevin Beams | V | 030683 | 1 | Melbourne | 19-Jan |
| 7.02 | -2.8 | Andrew Storer | W | 120786 | 1 | Perth | 17-Dec |
| 7.01 | +1.1 | Henry Frayne | S | 140490 | 2 | Sydney | 7-Dec |
| 7.00 | | Sam Rodgers | N | 121088 | 1 | Sydney | 25-Mar |
| wind-assisted | | | | | | | |
| 7.99 | +3.7 | Tim Parravicini | Q | 250481 | 2 | Sydney | 5-Feb |
| 7.87 | +2.6 | Scott Crowe | A | 071083 | 4 | Sydney | 5-Feb |
| 7.82 | +3.3 | Peter Parsons | N | 111280 | 5 | Canberra | 26-Jan |
| 7.82 | +3.0 | Andrew Curtis | Q | 231279 | 5 | Sydney | 5-Feb |
| 7.73 | +3.1 | Joel Noffke | Q | 070884 | 7 | Sydney | 5-Feb |
| 7.61 | +6.1 | Robert Stevens | V | 261082 | 3 | Sydney | 14-Jan |
| 7.59 | +2.2 | Shaun Fletcher | N | 090682 | qual | Sydney | 4-Feb |

AUSTRALIAN RANKINGS LIST – JAN 1 TO DEC 31, 2006 (CONTINUED)

| PERFORM | WIND | NAME | ASS | D.O.B. | PLACE | VENUE | DATE |
|----------------------|------|-----------------------|-----|--------|-------|-------------------|--------|
| 7.49 | +2.2 | Phil Rickaby | N | 201083 | 2 | Toledo, USA | 11-May |
| 7.40 | +2.6 | Dale Jenner | N | 270389 | 4 | Sydney | 14-Jan |
| 7.33 | +7.1 | Andrew Storer | W | 120786 | 1 | Perth | 18-Nov |
| indoors | | | | | | | |
| 8.04 | | Fabrice Lapierre | N | 171083 | 2 | Fayetteville, USA | 10-Mar |
| under 20 | | | | | | | |
| 8.00 | +0.3 | Robbie Crowther | Q | 020887 | 1 | Beijing, China | 16-Aug |
| 7.85 | +1.8 | Chris Noffke | Q | 060188 | 1 | Gold Coast | 5-Aug |
| 7.38 | -0.4 | Dale Jenner | N | 270389 | qual | Sydney | 4-Feb |
| 7.26 | | Luke Vaessen | T | 090387 | 1 | Launceston | 26-Feb |
| 7.13 | -0.7 | D.Gourdis | W | | 1 | Perth | 5-Nov |
| 7.13 | | Michael Gordon | Q | 290689 | 1 | Apia, Samoa | 16-Dec |
| 7.12 | +0.4 | Tony Blumson | S | 220190 | 1 | Sydney | 7-Dec |
| 7.01 | +1.1 | Henry Frayne | S | 140490 | 2 | Sydney | 7-Dec |
| 7.00 | | Sam Rodgers | N | 121088 | 1 | Sydney | 25-Mar |
| wind-assisted | | | | | | | |
| 7.40 | +2.6 | Dale Jenner | N | 270389 | 4 | Sydney | 14-Jan |
| under 18 | | | | | | | |
| 7.38 | -0.4 | Dale Jenner | N | 270389 | qual | Sydney | 4-Feb |
| 7.13 | -0.7 | D.Gourdis | W | | 1 | Perth | 5-Nov |
| 7.13 | | Michael Gordon | Q | 290689 | 1 | Sydney | 7-Dec |
| 7.12 | +0.4 | Tony Blumson | S | 220190 | 1 | Sydney | 7-Dec |
| 7.01 | +1.1 | Henry Frayne | S | 140490 | 2 | Sydney | 7-Dec |
| wind-assisted | | | | | | | |
| 7.16 | +2.8 | Michael Gordon | Q | 290689 | 1 | Brisbane | 19-Oct |
| Triple Jump | | | | | | | |
| 16.79 | +0.6 | Alwyn Jones | S | 280285 | 1 | Canberra | 26-Jan |
| 16.70 | +0.7 | Andrew Murphy | N | 181269 | 4 | Melbourne | 25-Mar |
| 16.56 | +1.7 | Jacob McReynolds | N | 081278 | 3 | Canberra | 26-Jan |
| 16.48 | +1.1 | Michael Perry | N | 300977 | 4 | Canberra | 26-Jan |
| 16.12 | -0.3 | Marat Safulin | S | 030475 | 1 | Eindhoven, NED | 15-Jul |
| 15.86 | +0.9 | Alex Stewart | N | 200881 | 5 | Canberra | 26-Jan |
| 15.83 | +0.6 | Tomas Cholensky (CZE) | N | 250478 | 5 | Sydney | 3-Feb |
| 15.47 | +1.3 | Gavin Manoharan | Q | 040980 | 4 | Brisbane | 21-Jan |
| 15.39 | +1.0 | Shaun Fletcher | N | 090682 | 7 | Sydney | 3-Feb |
| 15.11 | | Kajtek Kielich | N | 310880 | 1 | Sydney | 25-Mar |
| 15.06 | +0.2 | Robert Falchi | N | 280989 | 1 | Sydney | 8-Dec |
| 15.01 | | Peter Parsons | N | 111280 | 1 | Sydney | 28-Oct |
| 14.95 | +0.2 | Wally Meekin | W | 100188 | 1 | Adelaide | 31-Mar |
| 14.88 | +0.0 | Robert Crowther | Q | 020887 | 2 | Adelaide | 31-Mar |
| 14.87 | +1.5 | Fabrice Lapierre | N | 171083 | 6 | Waco, USA | 14-Jun |

| PERFORM | WIND | NAME | ASS | D.O.B. | PLACE | VENUE | DATE |
|----------------------|------|------------------------|-----|--------|-------|------------|--------|
| 14.84 | +0.7 | Geoff Davis | N | 261184 | 2 | Canberra | 25-Feb |
| 14.80 | +1.5 | Andrew Lock | S | 020380 | 2 | Adelaide | 25-Feb |
| 14.75 | | Daniel Sumpton | N | 300981 | 2 | Sydney | 28-Oct |
| 14.75 | +0.4 | Branko Jaric | S | 060189 | 2 | Sydney | 8-Dec |
| 14.72 | -1.6 | Aidan Mol | S | 231187 | 3 | Adelaide | 31-Mar |
| 14.71 | | Ben King | V | 310583 | 1 | Melbourne | 7-Jan |
| 14.70 | | Jared Hunter | S | 270389 | 1 | Adelaide | 2-Dec |
| 14.67 | +0.3 | Josh Lumley | Q | 250190 | 1 | Gold Coast | 13-Oct |
| 14.67 | -0.6 | Michael Gordon | Q | 290689 | 1 | Brisbane | 19-Oct |
| 14.64 | +1.9 | Henry Frayne | S | 140490 | 2 | Sydney | 8-Dec |
| 14.62 | | Ryan Wills | V | | 1 | Melbourne | 18-Nov |
| 14.55 | | Adam Robone | V | 140685 | 2 | Melbourne | 7-Jan |
| 14.55 | +1.0 | Alex Lorraway | A | 090389 | 1 | Canberra | 28-Oct |
| 14.54 | +1.3 | Tony Blumson | S | 220190 | 5 | Adelaide | 31-Mar |
| 14.53 | -1.2 | Alex Jacenko | N | 211083 | qual | Melbourne | 18-Feb |
| 14.51 | +2.0 | Scott McLeod-Robertson | Q | 230588 | 1 | Adelaide | 27-Sep |
| 14.41 | +0.2 | Stephen Edwards | V | 120784 | 3 | Adelaide | 31-Mar |
| 14.32 | +0.1 | Darren Boulet | V | 110385 | 6 | Melbourne | 19-Feb |
| 14.29 | +0.7 | Keegan Ontong | A | 141188 | 6 | Adelaide | 31-Mar |
| 14.28 | -1.7 | Rogan Ross | Q | 200589 | 2 | Brisbane | 19-Oct |
| 14.25 | -0.4 | Shane Hair | W | 241075 | 2 | Perth | 5-Mar |
| 14.18 | +0.2 | Vayios Koudoumakis | W | 191184 | 4 | Adelaide | 31-Mar |
| 14.18 | +1.9 | Dallan Stanton | N | 240291 | 1 | Sydney | 9-Dec |
| 14.14 | | Josh Plummer | N | 280388 | 1 | Sydney | 7-Oct |
| 14.08 | +0.3 | Stephen Edwards | V | 120784 | 8 | Melbourne | 19-Feb |
| 14.07 | +1.5 | Mark Lawrence | Q | 010187 | 9 | Adelaide | 31-Mar |
| wind-assisted | | | | | | | |
| 16.74 | +2.9 | Andrew Murphy | N | 181269 | 2 | Canberra | 26-Jan |
| 16.63 | +3.5 | Michael Perry | N | 300977 | 1 | Brisbane | 21-Jan |
| 15.77 | +2.3 | Alex Stewart | N | 200881 | 3 | Brisbane | 21-Jan |
| 15.72 | +2.6 | Marat Safulin | S | 030475 | 6 | Canberra | 26-Jan |
| 15.40 | +2.1 | Shaun Fletcher | Q | 090682 | 5 | Brisbane | 21-Jan |
| 15.00 | +2.3 | Robert Falchi | N | 280989 | 1 | Sydney | 30-Sep |
| under 20 | | | | | | | |
| 15.06 | +0.2 | Robert Falchi | N | 280989 | 1 | Sydney | 8-Dec |
| 14.95 | +0.2 | Wally Meekin | W | 100188 | 1 | Adelaide | 31-Mar |
| 14.88 | +1.1 | Robbie Crowther | Q | 020887 | 2 | Adelaide | 31-Mar |
| 14.75 | +0.4 | Branko Jaric | S | 060189 | 2 | Sydney | 8-Dec |
| 14.72 | -1.6 | Aidan Mol | S | 231187 | 3 | Adelaide | 31-Mar |
| 14.70 | | Jared Hunter | S | 270389 | 1 | Adelaide | 2-Dec |
| 14.67 | +0.3 | Josh Lumley | Q | 250190 | 1 | Gold Coast | 13-Oct |
| 14.67 | -0.6 | Michael Gordon | Q | 290689 | 1 | Brisbane | 19-Oct |

AUSTRALIAN RANKINGS LIST – JAN 1 TO DEC 31, 2006 (CONTINUED)

| PERFORM | WIND | NAME | ASS | D.O.B. | PLACE | VENUE | DATE |
|---------|------|----------------|-----|--------|-------|----------|--------|
| 14.64 | +1.9 | Henry Frayne | S | 140490 | 2 | Sydney | 8-Dec |
| 14.54 | +1.3 | Tony Blumson | S | 220190 | 5 | Adelaide | 31-Mar |
| 14.29 | +0.7 | Keegan Ontong | A | 141188 | 6 | Adelaide | 31-Mar |
| 14.28 | -1.7 | Rogan Ross | Q | 200589 | 2 | Brisbane | 19-Oct |
| 14.27 | -0.3 | Alex Lorroway | A | 090389 | 7 | Adelaide | 31-Mar |
| 14.14 | | Josh Plummer | N | 280388 | 1 | Sydney | 7-Oct |
| 14.12 | +1.9 | Dallan Stanton | N | 240291 | 1 | Sydney | 9-Dec |
| 14.07 | +1.5 | Mark Lawrence | Q | 010187 | 9 | Adelaide | 31-Mar |

wind-assisted

| | | | | | | | |
|-------|------|---------------|---|--------|---|--------|--------|
| 15.00 | +2.3 | Robert Falchi | N | 280989 | 1 | Sydney | 30-Sep |
| 14.93 | +2.4 | Josh Lumley | Q | 250190 | 1 | Sydney | 8-Dec |

under 18

| | | | | | | | |
|-------|------|----------------|---|--------|---|------------|--------|
| 15.06 | +0.2 | Robert Falchi | N | 280989 | 1 | Sydney | 8-Dec |
| 14.75 | +0.4 | Branko Jaric | S | 060189 | 2 | Sydney | 8-Dec |
| 14.67 | +0.3 | Josh Lumley | Q | 250190 | 1 | Gold Coast | 13-Oct |
| 14.64 | +1.9 | Henry Frayne | S | 140490 | 2 | Sydney | 8-Dec |
| 14.63 | +1.0 | Jared Hunter | S | 270389 | 4 | Adelaide | 31-Mar |
| 14.54 | +1.3 | Tony Blumson | S | 220190 | 5 | Adelaide | 31-Mar |
| 14.28 | +0.3 | Michael Gordon | Q | 290689 | 1 | Gold Coast | 9-Jul |
| 14.27 | -0.3 | Alex Lorroway | A | 090389 | 7 | Adelaide | 31-Mar |
| 14.18 | +1.9 | Dallan Stanton | N | 240291 | 1 | Sydney | 9-Dec |

wind-assisted

| | | | | | | | |
|-------|------|---------------|---|--------|---|--------|--------|
| 15.00 | +2.3 | Robert Falchi | N | 280989 | 1 | Sydney | 30-Sep |
| 14.93 | +2.4 | Josh Lumley | Q | 250190 | 1 | Sydney | 8-Dec |

Shot Put

| | | | | | | | |
|-------|--|------------------|---|--------|----|--------------------|--------|
| 20.38 | | Scott Martin | V | 121082 | 5 | Stuttgart, Germany | 9-Sep |
| 19.97 | | Justin Anlezark | Q | 140877 | 1 | Brisbane | 13-Jan |
| 18.77 | | Clay Cross | N | 261177 | 2 | Sydney | 3-Feb |
| 18.55 | | Chris Gaviglio | Q | 031077 | 3 | Sydney | 3-Feb |
| 18.55 | | Stuart Gyngell | N | 251163 | 4 | Sydney | 3-Feb |
| 17.68 | | Rhys Jones | Q | 190381 | 2 | Brisbane | 21-Jan |
| 16.43 | | Raff Laurins | V | 220585 | 14 | Zhengzhou, China | 28-May |
| 16.42 | | Emanuele Fuamatu | N | 271089 | 5 | Sydney | 3-Feb |
| 16.30 | | Paul Crowe | N | 070174 | 1 | Mingara | 4-Nov |
| 16.22 | | Gareth Care | N | 281083 | 2 | Sydney | 21-Oct |
| 16.14 | | Aaron Neighbour | V | 021277 | 3 | Uden, Netherlands | 3-Jun |
| 15.92 | | Joe Stevens | Q | 160388 | 7 | Sydney | 3-Feb |
| 15.64 | | Wayne Willis | S | 241173 | 1 | Ballarat | 28-Jan |
| 15.57 | | Russell Short | V | 070569 | 2 | Assen, Netherlands | 10-Sep |
| 15.39 | | Josh Lloyd | V | 160885 | 2 | Melbourne | 22-Jan |
| 14.84 | | Paul Peulich | V | 180984 | 16 | Jamaica, USA | 21-Apr |

| PERFORM | WIND | NAME | ASS | D.O.B. | PLACE | VENUE | DATE |
|---------|------|-------------------|-----|--------|-------|-------------------|--------|
| 14.74 | | Jeremy Hogg | W | 240272 | 2 | Christchurch, NZL | 28-Jan |
| 14.73 | | Jason Dudley | Q | 101184 | dec | Melbourne | 19-Mar |
| 14.69 | | Matthew Cherry | Q | 200389 | 5 | Brisbane | 3-Mar |
| 14.66 | | Matt McEwen | Q | 161071 | dec | Sydney | 2-Feb |
| 14.65 | | Luke Stewart | N | 020182 | 2 | Sydney | 4-Jun |
| 14.61 | | Richard Allan | Q | 011279 | 1 | Brisbane | 3-Nov |
| 14.51 | | Graham Hicks | T | 141278 | 1 | Hobart | 4-Mar |
| 14.49 | | Luke Poli | S | 010977 | 2 | Adelaide | 14-Jan |
| 14.41 | | Peter Elvy | N | 030680 | 2 | Adelaide | 2-Apr |
| 14.39 | | Todd Hodgetts | T | 230388 | 2 | Hobart | 5-Mar |
| 14.36 | | Troy Williamson | V | 110181 | 1 | Melbourne | 16-Dec |
| 14.31 | | Martin Duriska | V | 171080 | 7 | Melbourne | 19-Feb |
| 14.08 | | Kyle McCarthy | Q | 230182 | 1 | Gold Coast | 9-Sep |
| 14.00 | | Anthony Dorrell | Q | 251087 | 1 | Gold Coast | 8-Jul |
| 13.73 | | Stephane Shepherd | V | 041187 | 1 | Melbourne | 7-Jan |

indoors

| | | | | | | | |
|-------|--|--------------|---|--------|---|----------|--------|
| 15.25 | | Paul Peulich | V | 180984 | 4 | New York | 18-Feb |
|-------|--|--------------|---|--------|---|----------|--------|

Shot Put - 6kg

| | | | | | | | |
|-------|--|--------------------|---|--------|------|----------------|--------|
| 18.61 | | Joe Stevens | Q | 160388 | qual | Beijing, China | 18-Aug |
| 18.07 | | Emanuele Fuamatu | N | 271089 | 1 | Gold Coast | 10-Aug |
| 17.10 | | Todd Hodgetts | T | 230388 | 1 | Penguin | 25-Feb |
| 15.91 | | Tony Dorrell | Q | 251087 | 1 | Gold Coast | 10-Nov |
| 15.90 | | Matthew Cherry | Q | 200389 | 1 | Brisbane | 25-Feb |
| 15.25 | | Hamish Peacock | T | 151090 | 1 | Hobart | 8-Oct |
| 15.11 | | Andrew Peska | V | 230389 | 1 | Melbourne | 17-Oct |
| 14.68 | | Peter Jacobs | V | 310588 | 1 | Melbourne | 22-Jan |
| 14.34 | | Stewart McLaughlin | S | 071189 | 6 | Adelaide | 2-Apr |
| 14.12 | | Ian Hinton | N | 300588 | 1 | Mingara | 22-Jan |
| 14.12 | | Ben Cranney | N | 030587 | 7 | Adelaide | 2-Apr |

Shot Put - 5kg

| | | | | | | | |
|-------|--|------------------|---|--------|---|-----------|--------|
| 20.04 | | Emanuele Fuamatu | N | 271089 | 1 | Sydney | 10-Dec |
| 19.30 | | Matthew Cherry | Q | 200389 | 2 | Sydney | 10-Dec |
| 18.11 | | Hamish Peacock | T | 151090 | 1 | Sydney | 10-Dec |
| 18.05 | | Andrew Peska | V | 230389 | 1 | Melbourne | 2-Dec |
| 17.90 | | Brent Dixon | Q | 260590 | 1 | Brisbane | 19-Oct |
| 17.57 | | Nathan Benny | N | | 1 | Sydney | 9-Sep |
| 17.51 | | Terry Harvey | Q | 250489 | 1 | Sydney | 6-Dec |
| 17.26 | | Jamal Idris | N | 070690 | 2 | Sydney | 18-Nov |
| 17.24 | | Liam Suter | Q | 150790 | 1 | Ipswich | 27-Aug |
| 16.81 | | Michael Peska | V | 230389 | 5 | Sydney | 10-Dec |

AUSTRALIAN RANKINGS LIST – JAN 1 TO DEC 31, 2006 (CONTINUED)

| PERFORM | WIND | NAME | ASS | D.O.B. | PLACE | VENUE | DATE |
|---------|------|---------------------|-----|--------|-------|-----------|--------|
| 16.40 | | Matt Stoppel | Q | 040590 | 3 | Brisbane | 19-Oct |
| 16.29 | | Stewart McLaughlin | S | 071189 | 6 | Sydney | 10-Dec |
| 16.06 | | Josh Starke | Q | | 4 | Brisbane | 19-Oct |
| 15.80 | | Jack Steen | V | 210890 | 5 | Sydney | 10-Dec |
| 15.68 | | Ben Taylor | Q | 101189 | 3 | Brisbane | 19-Oct |
| 15.58 | | James Tamouridis | V | 010389 | 2 | Melbourne | 7-Oct |
| 15.51 | | Andrew Hogan | Q | 310889 | 4 | Brisbane | 19-Oct |
| 15.41 | | Henry Satupai (SAM) | V | 080590 | 1 | Melbourne | 18-Nov |
| 15.37 | | Chris Edwards | T | 120589 | 8 | Sydney | 10-Dec |
| 15.34 | | Matthew Cowie | W | 240291 | 1 | Perth | 17-Dec |
| 15.30 | | Chris Ayoub | N | | 2 | Sydney | 1-Oct |
| 15.28 | | Taylor Hunt | V | 051190 | 2 | Melbourne | 18-Nov |
| 14.82 | | Roger Burrell | N | | 2 | Sydney | 9-Sep |
| 14.82 | | Adam Bevis | Q | 190390 | 9 | Sydney | 10-Dec |
| 14.81 | | Shane Carstairs | V | 271088 | 1 | Melbourne | 14-Jan |
| 14.74 | | Taylor Hunt | V | 051190 | 1 | Melbourne | 7-Oct |
| 14.72 | | James Guest | T | 210289 | 1 | Sydney | 6-Dec |

Discus Throw

| | | | | | | | |
|-------|--|-------------------|---|--------|-----|-----------------|--------|
| 64.00 | | Scott Martin | V | 121082 | 1 | Melbourne | 14-Jan |
| 60.70 | | Benn Harradine | V | 141082 | 2 | Hobart | 7-Jan |
| 59.73 | | Graham Hicks | V | 141278 | 1 | Melbourne | 16-Dec |
| 59.55 | | Aaron Neighbour | V | 021277 | 2 | Melbourne | 16-Dec |
| 58.77 | | Peter Elvy | N | 030680 | 3 | Hobart | 7-Jan |
| 58.42 | | Tim Driesen | V | 270384 | 1 | Canberra | 24-Jan |
| 55.76 | | Chris Gaviglio | Q | 031077 | 3 | Manchester, GBR | 15-Jul |
| 55.74 | | Raff Laurins | V | 220585 | 1 | Adelaide | 31-Mar |
| 55.19 | | Luke Poli | S | 010977 | 1 | Adelaide | 4-Feb |
| 54.14 | | Matt Brown | V | 101180 | 1 | London, GBR | 12-Aug |
| 50.67 | | Dale Stevenson | V | 010188 | 4 | Ballarat | 25-Feb |
| 50.29 | | Andrew Welch | Q | 230989 | 1 | Brisbane | 13-Jan |
| 50.10 | | Jason Dudley | Q | 101184 | dec | Melbourne | 20-Mar |
| 50.03 | | Martin Duriska | V | 171080 | 1 | Melbourne | 7-Jan |
| 49.94 | | Stuart Gyngell | N | 251163 | 1 | Sydney | 11-Nov |
| 49.12 | | Randal Humich | W | 141270 | 1 | Perth | 15-Jan |
| 48.77 | | Nick Sawaszenko | N | 220282 | 8 | Sydney | 5-Feb |
| 48.17 | | Richard Allan | Q | 011279 | dec | Sydney | 3-Feb |
| 46.55 | | Sean Carlin | S | 291167 | 2 | Adelaide | 28-Jan |
| 45.44 | | Yohan Amerasekera | V | 290972 | 9 | Melbourne | 18-Feb |
| 45.24 | | Luke Stewart | N | 020182 | 1 | Sydney | 4-Jun |
| 45.09 | | Stuart Rendell | A | 300672 | 11 | Sydney | 5-Feb |
| 44.43 | | Jorg Probst | N | 200469 | 4 | Sydney | 13-Jan |

| PERFORM | WIND | NAME | ASS | D.O.B. | PLACE | VENUE | DATE |
|---------|------|-------------------|-----|--------|-------|--------------------|--------|
| 44.20 | | Steven Wiasak | V | 041286 | 1 | Adelaide | 28-Sep |
| 43.91 | | Michael Poulter | V | 101183 | qual | Melbourne | 17-Feb |
| 43.80 | | Shannon Craddock | V | | 2 | Sydney | 4-Jun |
| 43.71 | | Matt McEwen | Q | 161071 | dec | Sydney | 3-Feb |
| 43.32 | | Jason Day | W | 240387 | 2 | Perth | 29-Jan |
| 43.22 | | Steven Sefo | N | 101287 | 2 | Sydney | 7-Jan |
| 43.04 | | Kyle McCarthy | Q | 230182 | 1 | Gold Coast | 2-Dec |
| 43.01 | | Ray Barbat | N | | 1 | Sydney | 4-Mar |
| 42.91 | | William Higgins | N | | 1 | Sydney | 1-Jul |
| 42.52 | | Paul Crowe | N | 070174 | 2 | Sydney | 19-Nov |
| 42.50 | | Andrew Peska | V | 230389 | qual | Melbourne | 17-Feb |
| 41.57 | | Bill Apostolidis | N | 010163 | 3 | Sydney | 19-Nov |
| 41.53 | | Darrel Muzyczka | N | 030780 | dec | Sydney | 3-Feb |
| 41.33 | | Russell Short | V | 070569 | 5 | Assen, Netherlands | 7-Sep |
| 41.31 | | Matthew Stoppel | Q | 040590 | 4 | Brisbane | 21-Jan |
| 41.17 | | Christo Mikkelsen | Q | | 2 | Brisbane | 25-Feb |
| 40.96 | | Gareth Care | N | 021277 | 1 | Mingara | 4-Nov |
| 40.90 | | Joe Stevens | Q | 160388 | 2 | Adelaide | 28-Sep |
| 40.88 | | Paul Peulich | V | 180984 | 6 | Lawrenceville, USA | 6-May |
| 40.37 | | Justin Holzer | Q | | 5 | Brisbane | 21-Jan |

Discus - 1.75kg

| | | | | | | | |
|-------|--|------------------|---|--------|------|----------------|--------|
| 55.58 | | Andrew Welch | Q | 230989 | qual | Beijing, China | 15-Aug |
| 53.59 | | Dale Stevenson | V | 010188 | 1 | Melbourne | 4-Mar |
| 49.14 | | Emanuele Fuamatu | N | 271089 | 1 | Sydney | 12-Feb |
| 49.11 | | Andrew Peska | V | 230389 | 1 | Melbourne | 14-Jan |
| 48.06 | | Ben Cranney | N | 030587 | 3 | Adelaide | 31-Mar |

Discus - 1.5kg

| | | | | | | | |
|-------|--|------------------|---|--------|---|------------|--------|
| 62.10 | | Andrew Welch | Q | 230989 | 1 | Sydney | 7-Dec |
| 57.33 | | Jamal Idris | N | 070690 | 1 | Sydney | 1-Oct |
| 56.10 | | Andrew Peska | V | 230389 | 1 | Melbourne | 2-Dec |
| 55.34 | | Taylor Hunt | V | 051190 | 1 | Sydney | 7-Dec |
| 55.00 | | Hamish Peacock | T | 151090 | 2 | Sydney | 7-Dec |
| 53.34 | | Matt Stoppel | Q | 040590 | 2 | Gold Coast | 8-Jul |
| 53.30 | | Adam Bevis | Q | 190390 | 3 | Sydney | 7-Dec |
| 53.13 | | Brent Dixon | Q | 260590 | 1 | Brisbane | 20-Oct |
| 52.83 | | Emanuele Fuamatu | N | 271089 | 1 | Sydney | 14-Jan |

Discus - 1kg

| | | | | | | | |
|-------|--|-----------------|---|--------|---|-----------|-------|
| 62.79 | | Lincoln Cory | Q | 090591 | 1 | Sydney | 9-Dec |
| 60.36 | | Kurt D'Lasselle | V | 231091 | 1 | Melbourne | 2-Dec |

AUSTRALIAN RANKINGS LIST – JAN 1 TO DEC 31, 2006 (CONTINUED)

| PERFORM | WIND | NAME | ASS | D.O.B. | PLACE | VENUE | DATE |
|---------|------|-------------------|-----|--------|-------|------------|--------|
| 60.02 | | Hamish Peacock | T | 151090 | 1 | Hobart | 20-Aug |
| 59.65 | | Taylor Hunt | V | 051190 | 1 | Geelong | 1-Oct |
| 59.31 | | Travis Ambrum | Q | 250991 | 2 | Sydney | 9-Dec |
| 59.16 | | Ben Talakai | N | 290192 | 1 | Sydney | 9-Dec |
| 58.10 | | Henry Cranney | N | 080491 | 3 | Sydney | 9-Dec |
| 57.76 | | Petar Krstic | V | 300192 | 2 | Sydney | 9-Dec |
| 56.44 | | Matthew Cowie | W | 240291 | 1 | Perth | 5-Nov |
| 54.48 | | Liam Speers | N | 290192 | 3 | Sydney | 9-Dec |
| 53.75 | | William Sacilotto | N | 140192 | 4 | Sydney | 9-Dec |
| 53.57 | | Huw Peacock | T | 051292 | 5 | Sydney | 9-Dec |
| 53.29 | | Brock Bower | N | 260191 | 4 | Sydney | 9-Dec |
| 52.47 | | Cameron Lane | Q | 180492 | 2 | Brisbane | 10-Nov |
| 51.85 | | Andrew Cepak | N | 281191 | 6 | Sydney | 9-Dec |
| 51.67 | | Julian Wruck | Q | 060791 | 1 | Gold Coast | 10-Nov |
| 51.12 | | Joel Byatt | A | 151091 | 8 | Sydney | 9-Dec |
| 50.84 | | Bradley Sharne | N | 221092 | 7 | Sydney | 9-Dec |
| 50.63 | | Ben Wallace | Q | 030492 | 8 | Sydney | 9-Dec |
| 50.54 | | Chris Chitty | Q | 030191 | 3 | Brisbane | 19-Oct |
| 50.35 | | Derrickson Tila | Q | | 4 | Brisbane | 19-Oct |

Hammer Throw

| | | | | | | | |
|-------|--|-------------------------|---|--------|------|-----------------|--------|
| 77.53 | | Stuart Rendell | A | 300672 | 1 | Melbourne | 24-Mar |
| 66.32 | | Darren Billett | S | 161179 | 2 | Sydney | 2-Feb |
| 65.91 | | Jarrod Stevens | V | 050486 | 1 | Melbourne | 9-Dec |
| 65.85 | | Mark Dickson | N | 241082 | 3 | Sydney | 2-Feb |
| 65.80 | | Justin McDonald | V | 280773 | 3 | Brisbane | 3-Mar |
| 63.96 | | Paul Peulich | V | 180984 | 1 | Princeton, USA | 13-May |
| 63.87 | | Simon Wardhaugh | Q | 140186 | 2 | Honolulu, USA | 13-May |
| 63.09 | | Michael Gusbeth | V | 290182 | 1 | St.Charles, USA | 12-May |
| 61.33 | | Sean Carlin | S | 291167 | 3 | Adelaide | 15-Jan |
| 61.30 | | Pavlo Milinevskyy (UKR) | V | 030368 | 1 | Geelong | 21-Oct |
| 56.27 | | Tim Driesen | V | 270384 | 1 | Adelaide | 1-Apr |
| 56.13 | | Fernando Canepa | V | 091276 | 2 | Melbourne | 2-Nov |
| 55.66 | | Peter Baxevanis | V | 051067 | 1 | Melbourne | 4-Feb |
| 55.49 | | Jon Harwood | N | 010382 | 1 | Sydney | 25-Nov |
| 55.28 | | Fernando Canepa | V | 091276 | 2 | Melbourne | 2-Dec |
| 54.97 | | Luke Stewart | N | 020182 | 2 | Sydney | 28-Oct |
| 54.23 | | Josh Philip | V | 221087 | 2 | Melbourne | 18-Nov |
| 53.86 | | Paul Carlin | S | 051070 | 3 | Adelaide | 25-Feb |
| 52.11 | | Brendan Neighbour | V | 041185 | qual | Melbourne | 17-Feb |
| 51.63 | | Nick Summerville | N | 190687 | 2 | Sydney | 10-Jan |
| 51.22 | | Bob Wagner | Q | 150956 | 6 | Sydney | 2-Feb |

| PERFORM | WIND | NAME | ASS | D.O.B. | PLACE | VENUE | DATE |
|---------|------|-------------------|-----|--------|-------|------------|--------|
| 50.64 | | Brad Monk | Q | 261263 | 1 | Gold Coast | 2-Dec |
| 49.17 | | Sergei Zablotkii | N | 030360 | 1 | Sydney | 1-Apr |
| 48.75 | | Todd Hodgetts | T | 230388 | 1 | Launceston | 12-Feb |
| 48.73 | | Graham Hicks | V | 141278 | 1 | Penguin | 9-Dec |
| 47.97 | | Chris Ruttly | V | 071280 | 9 | Melbourne | 18-Feb |
| 47.71 | | Stephane Shepherd | V | 041187 | 2 | Adelaide | 27-Sep |
| 46.40 | | Stuart Gyngell | N | 251163 | 1 | Sydney | 11-Nov |
| 45.19 | | Phil Frkovic | N | 210464 | 4 | Sydney | 14-Jan |

Hammer Throw - 6kg

| | | | | | | | |
|-------|--|-------------------|---|--------|---|------------|--------|
| 64.24 | | Josh Philip | V | 221087 | 1 | Melbourne | 19-Jan |
| 57.86 | | Brendan Neighbour | V | 041185 | 1 | Melbourne | 11-Feb |
| 52.88 | | Nick Summerville | N | 190687 | 2 | Adelaide | 1-Apr |
| 51.41 | | Mark Scopacasa | S | 080687 | 1 | Adelaide | 25-Nov |
| 50.50 | | Todd Hodgetts | T | 230388 | 1 | Penguin | 3-Dec |
| 50.41 | | Jason Day | W | 240587 | 1 | Perth | 12-Nov |
| 49.34 | | Michael Peska | V | 230389 | 1 | Melbourne | 12-Dec |
| 48.03 | | James Guest | T | 210289 | 1 | Launceston | 7-Oct |

Hammer Throw - 5kg

| | | | | | | | |
|-------|--|--------------------|---|--------|---|------------|--------|
| 59.70 | | Emanuele Fuamatu | N | 271089 | 1 | Sydney | 9-Dec |
| 59.36 | | Matt Stoppel | Q | 040590 | 1 | Sydney | 9-Dec |
| 58.33 | | Craig Seage | Q | 220489 | 2 | Sydney | 9-Dec |
| 55.31 | | Andrew Peska | V | 230389 | 1 | Melbourne | 2-Dec |
| 54.92 | | Tom McGuire | Q | 060790 | 2 | Sydney | 9-Dec |
| 54.91 | | Benedict Farrell | V | 021190 | 3 | Sydney | 9-Dec |
| 51.83 | | James Guest | T | 210289 | 1 | Launceston | 26-Feb |
| 51.08 | | Luke Bissett | V | 151090 | 1 | Melbourne | 25-Nov |
| 50.89 | | Chris Edwards | T | 120589 | 1 | Hobart | 25-Nov |
| 50.23 | | Stewart McLaughlin | S | 071189 | 1 | Adelaide | 29-Oct |
| 50.05 | | Michael Peska | V | 230389 | 4 | Sydney | 9-Dec |
| 50.01 | | Lindsay Sutton | Q | 231089 | 5 | Sydney | 9-Dec |
| 49.90 | | Andrew Spencer | S | 071089 | 6 | Sydney | 9-Dec |
| 48.17 | | Mark Scopacasa | S | 080687 | 1 | Adelaide | 15-Jan |

Javelin Throw

| | | | | | | | |
|-------|--|-----------------------|---|--------|---|------------------|--------|
| 81.57 | | Oliver Dziubak | W | 300382 | 1 | Sydney | 3-Feb |
| 79.92 | | Josh Robinson | Q | 041085 | 2 | Brisbane | 24-Nov |
| 79.89 | | William Hamlyn-Harris | N | 140178 | 2 | Melbourne | 25-Mar |
| 78.06 | | Jarrod Bannister | Q | 031084 | 6 | Melbourne | 25-Mar |
| 73.51 | | Daniel Kratzmann | Q | 190281 | 1 | Brisbane | 22-Jan |
| 71.98 | | Brett Castle | V | 261184 | 2 | Zhengzhou, China | 28-May |

AUSTRALIAN RANKINGS LIST – JAN 1 TO DEC 31, 2006 (CONTINUED)

| PERFORM | WIND | NAME | ASS | D.O.B. | PLACE | VENUE | DATE |
|-------------------------|------|------------------|-----|--------|-------|--------------------|--------|
| 69.55 | | Ben Baker | N | 190183 | 6 | Canberra | 26-Jan |
| 69.27 | | Jason Dudley | Q | 101184 | dec | Melbourne | 20-Mar |
| 68.47 | | Adam Montague | Q | 311287 | 2 | Winston Salem, USA | 20-Apr |
| 68.19 | | Nathan Burgess | V | 150288 | 1 | Adelaide | 1-Apr |
| 67.86 | | Chris Jessup | N | 120981 | 1 | Mingara | 22-Jan |
| 67.49 | | Iain Simmons | V | 300882 | 8 | Sydney | 3-Feb |
| 66.45 | | Wally Wright | Q | 260986 | 2 | Brisbane | 25-Feb |
| 66.39 | | Jari Talka | A | 110983 | 1 | Canberra | 2-Dec |
| 65.34 | | Nick Batty | N | 280869 | 3 | Sydney | 15-Jan |
| 65.05 | | Jeremy Cocks | N | 070587 | 2 | Adelaide | 1-Apr |
| 63.36 | | Amila Perera | V | 130185 | 2 | Melbourne | 7-Jan |
| 63.11 | | Hamish Peacock | T | 151090 | 3 | Adelaide | 1-Apr |
| 62.88 | | Phil Rickaby | N | 201083 | 1 | Akron, USA | 22-Apr |
| 62.81 | | Michael Trinco | N | 290987 | 5 | Sydney | 15-Jan |
| 62.73 | | Dominic Geeves | Q | 180283 | 3 | Brisbane | 22-Jan |
| 62.25 | | Lukas Cannan | N | 010788 | 1 | Sydney | 1-Oct |
| 62.21 | | Tom Hall | Q | 280888 | 3 | Brisbane | 24-Nov |
| 61.89 | | Stephen Connor | Q | 171279 | 5 | Brisbane | 22-Jan |
| 61.22 | | Brendan Melville | S | 090683 | 1 | Adelaide | 18-Nov |
| 60.11 | | James Creswick | N | 310886 | 7 | Sydney | 15-Jan |
| 59.34 | | Nick Baltas | V | 200270 | 2 | Melbourne | 14-Jan |
| 59.33 | | Matthew Boan | Q | | 1 | Ipswich | 27-Aug |
| 59.32 | | Anthony Shield | V | 161167 | 7 | Melbourne | 19-Feb |
| 59.24 | | Mark Sheehan | W | 010788 | 1 | Perth | 17-Dec |
| under 20 (800gm) | | | | | | | |
| 68.47 | | Adam Montague | Q | 311287 | 2 | Winston Salem, USA | 20-Apr |
| 68.19 | | Nathan Burgess | V | 150288 | 1 | Adelaide | 1-Apr |
| 65.05 | | Jeremy Cocks | N | 070587 | 2 | Adelaide | 1-Apr |
| 62.81 | | Michael Trinco | N | 290987 | 5 | Sydney | 15-Jan |
| 62.25 | | Lukas Cannan | N | 010788 | 1 | Sydney | 1-Oct |
| 62.21 | | Tom Hall | Q | 280888 | 3 | Brisbane | 24-Nov |
| under 18 (700gm) | | | | | | | |
| 70.99 | | Jamie Keehn | Q | 040889 | 1 | Sydney | 8-Dec |
| 70.55 | | Hamish Peacock | T | 151090 | 1 | Launceston | 21-Oct |
| 68.52 | | Jamal Idris | N | 070690 | 1 | Sydney | 15-Oct |
| 66.14 | | Ben Crow | Q | 131289 | 2 | Sydney | 8-Dec |
| 65.33 | | Luke Bissett | V | 151090 | 3 | Sydney | 8-Dec |
| 63.92 | | Matthew Outzen | N | 121087 | 1 | Sydney | 6-Dec |
| 61.92 | | Kieran Gonzalez | Q | | 1 | Brisbane | 19-Oct |
| 61.72 | | Peter Cahill | Q | 060190 | 4 | Sydney | 8-Dec |
| 61.48 | | Brock Mackay | N | 040290 | 5 | Sydney | 8-Dec |
| 61.36 | | Luke Smith | V | 010292 | 1 | Melbourne | 2-Dec |

| PERFORM | WIND | NAME | ASS | D.O.B. | PLACE | VENUE | DATE |
|------------------|------|--|-----|--------|-------|-----------|--------|
| 61.24 | | Daniel Sheedy | N | 011289 | 3 | Sydney | 8-Dec |
| 60.81 | | Daniel Williamson | W | 190392 | 1 | Sydney | 10-Dec |
| Decathlon | | | | | | | |
| 8,001 | | Jason Dudley | Q | 101184 | 3 | Melbourne | 20-Mar |
| | | (11.40 -1.9, 7.27m +0.6, 14.73m, 2.02m, 49.86, 14.71 +0.1, 50.10m, 4.50m, 69.27m, 5.03.82) | | | | | |
| 7,549 | | Richard Allan | Q | 011279 | 2 | Sydney | 3-Feb |
| | | (10.95 -0.5, 7.37m +0.5, 13.65m, 1.88m, 49.10, 15.82 -0.6, 48.17m, 4.50m, 51.42m, 5.00.19) | | | | | |
| 7,490 | | Matt McEwen | Q | 161071 | 3 | Sydney | 3-Feb |
| | | (11.25 -0.5, 6.83m +3.4, 14.66m, 1.88m, 51.44, 15.31 -0.6, 43.71m, 4.70m, 57.81m, 4.49.83) | | | | | |
| 7,217 | | Jarrod Sims | S | 110684 | 1 | Adelaide | 16-Apr |
| | | (10.8 -2.1, 6.73m +2.8, 11.98m, 1.99m, 48.8, 15.4 +1.7, 36.61m, 4.30m, 52.44m, 4.44.1) | | | | | |
| 7,176 | | Kyle McCarthy | Q | 230182 | 4 | Sydney | 3-Feb |
| | | (11.67 -0.1, 6.78m +0.0, 13.77m, 1.97m, 50.40, 15.67 0.6, 39.87m, 4.50m, 43.39m, 4.32.54) | | | | | |
| 6,992 | | Chris Johnson | W | 021286 | 1 | Adelaide | 27-Sep |
| 6,967 | | Darrel Muzyczka | N | 030780 | 6 | Sydney | 3-Feb |
| | | (11.50 -0.5, 6.31m, 12.15m, 1.97m, 50.50, 15.54 0.6, 41.53m, 3.70m, 56.67m, 4.41.43) | | | | | |
| 6,914 | | Kyle Rasti | V | 071086 | 7 | Sydney | 3-Feb |
| | | (11.39 -0.1, 7.26m +3.8, 9.63m, 2.00m, 50.30, 15.38 -0.6, 28.45m, 4.20m, 50.42m, 4.38.58) | | | | | |
| 6,828 | | Nathan Baart | Q | 151181 | 8 | Sydney | 3-Feb |
| | | (11.52 -0.5, 6.50m +2.2, 13.48m, 1.85m, 51.67, 16.19 -1.4, 39.11m, 4.60m, 51.87m, 5.08.12) | | | | | |
| 6,823 | | Alex Mason | Q | 040381 | 9 | Sydney | 3-Feb |
| | | (11.32 -0.1, 6.32m +1.4, 13.08m, 1.94m, 52.14, 15.15 -0.6, 36.19m, 4.40m, 47.49m, 5.04.78) | | | | | |
| 6,699 | | Adrian Finch | T | 141182 | 10 | Sydney | 3-Feb |
| | | (11.63 -0.1, 6.41m +0.6, 12.56m, 1.85m, 51.70, 16.27 -1.4, 38.79m, 4.10m, 52.30m, 4.46.88) | | | | | |
| 6,688 | | Bruce Kupfer | Q | 120385 | 11 | Sydney | 3-Feb |
| | | (11.30 -0.5, 6.92m +1.3, 11.33m, 2.03m, 50.63, 15.57 -1.4, 35.26m, 4.20m, 41.76m, 5.25.28) | | | | | |
| 6,607 | | James Russell | N | 290482 | 12 | Sydney | 3-Feb |
| | | (11.60 -0.5, 6.41m +3.0, 11.99m, 1.85m, 51.25, 15.83 -1.4, 37.42m, 4.00m, 48.23m, 4.49.65) | | | | | |

AUSTRALIAN RANKINGS LIST – JAN 1 TO DEC 31, 2006 (CONTINUED)

| PERFORM | WIND | NAME | ASS | D.O.B. | PLACE | VENUE | DATE |
|-----------------|------|------------------|-----|--------|-------|------------|---|
| 6,335 | | David O'Toole | T | 110781 | 13 | Sydney | 3-Feb (11.81 -0.1, 6.21m -0.1, 12.00m, 1.91m, 53.61, 16.34 -1.4, 35.37m, 4.00m, 43.47m, 4.44.37) |
| 6,195 | | Daniel Joubert | V | | 2 | Adelaide | 27-Sep |
| 5,940 | | Neil Joubert | V | 141086 | 14 | Sydney | 3-Feb (11.79 -0.1, 6.23m +0.6, 10.62m, 1.76m, 53.78, 16.49 -1.4, 34.20m, 4.20m, 33.17m, 4.53.00) |
| 5,875 | | David Purdon | V | | 3 | Melbourne | 8-Jan (12.25 -2.7, 6.29m +1.0, 9.51m, 1.78m, 52.49, 17.98 -1.5, 34.29m, 3.70m, 40.60m, 4.22.95) |
| 5,807 | | Sam Giatrakos | S | 111188 | 2 | Adelaide | 16-Apr (11.5 -2.1, 6.36m +1.5, 7.89m, 1.84m, 52.7, 15.6 +1.7, 23.83m, 3.60m, 41.68m, 4.43.8) |
| 5,782 | | Torin Philpott | T | 090581 | 15 | Sydney | 3-Feb (11.61 -0.5, 0.00m, 11.96m, 1.76m, 50.29, 16.74 -1.4, 34.34m, 3.70m, 44.34m, 4.19.87) |
| 5,709 | | Joel Pocklington | V | 120486 | 5 | Melbourne | 8-Jan (12.10 -2.7, 6.27m +1.3, 8.98m, 1.75m, 54.66, 16.64 -1.1, 24.46m, 5.00m, 36.30m, 5.12.29) |
| 5,560 | | Tim Leadbetter | Q | 250282 | 1 | Gold Coast | 11-Nov (11.9 +0.5, 6.13m +0.0, 10.72m, 1.73m, 53.6, 16.7 -1.2, 31.24m, 3.40m, 38.09m, 4.56.4) |
| 5,518 | | Stephen Cain | V | 230784 | 7 | Melbourne | 8-Jan (12.06 -2.7, 6.34m +2.1, 13.05m, 1.75m, 52.96, 00.00, 37.45m, 4.30m, 45.29m, 5.20.85) |
| 5,431 | | Andrew Boudrie | V | 070785 | 8 | Melbourne | 8-Jan (11.96 -1.0, 6.28m +1.6, 9.53m, 1.78m, 52.20, 18.11 -1.5, 25.58m, 3.40m, 43.33m, 5.10.42) |
| 5,364 | | Aaron Page | V | 261286 | 9 | Melbourne | 8-Jan (12.11 -1.0, 6.32m +1.6, 8.81m, 1.75m, 53.86, 17.67 -1.5, 25.70m, 3.50m, 36.70m, 4.49.83) |
| 5,289 | | Michael Barber | N | 021086 | 4 | Adelaide | 27-Sep |
| 5,159 | | Jason Stevens | S | 060877 | 3 | Adelaide | 16-Apr (12.0 -2.1, 5.55m +2.7, 10.45m, 1.66m, 54.8, 20.2 +1.7, 39.26m, 3.60m, 36.50m, 4.58.3) |
| under 20 | | | | | | | |
| 6,285 | | Sam Giatrakos | S | 111188 | 1 | Sydney | 3-Feb |
| 6,278 | | Hamish Nelson | V | 311088 | 1 | Melbourne | 8-Jan |
| 6,116 | | Peter Klauz | W | | 1 | Perth | 15-Jan |
| 5,873 | | Luke Devenish | W | | 2 | Sydney | 3-Feb |
| 5,163 | | Derek Mansur | N | | 2 | Melbourne | 8-Jan |

| PERFORM | WIND | NAME | ASS | D.O.B. | PLACE | VENUE | DATE |
|-----------------|------|------------------|-----|--------|-------|------------|--------|
| 5,142 | | Matt Staunton | W | | 3 | Perth | 15-Jan |
| under 18 | | | | | | | |
| 6,787 | | Matthew Harris | N | 260489 | 1 | Sydney | 15-Oct |
| 6,468 | | Shaun Hargreaves | V | 151289 | 1 | Canberra | 17-Dec |
| 6,453 | | Daniel Bailey | V | 080690 | 2 | Canberra | 17-Dec |
| 6,281 | | Adam Marangon | V | | 3 | Canberra | 17-Dec |
| 6,140 | | Nathan Trembath | Q | | 4 | Canberra | 17-Dec |
| 5,995 | | Harry George | V | | 2 | Melbourne | 8-Jan |
| 5,677 | | Jamie Keehn | Q | 040889 | 2 | Gold Coast | 11-Nov |
| 5,614 | | Luke Hallett | Q | 250590 | 5 | Canberra | 17-Dec |

WOMEN

100 Metres

| | | | | | | | |
|-------|------|----------------------|----|--------|----|----------------|--------|
| 11.36 | +1.4 | Sally McLellan | Q | 190986 | 1s | Melbourne | 20-Mar |
| 11.43 | +1.8 | Melanie Kleeberg | Q | 271281 | 1h | Canberra | 26-Jan |
| 11.55 | +1.6 | Preya Carey | N | 161183 | 1h | Canberra | 26-Jan |
| 11.62 | +0.6 | Crystal Attenborough | NT | 010883 | 3 | Canberra | 26-Jan |
| 11.65 | +0.6 | Amy Harris | Q | 071080 | 4 | Canberra | 26-Jan |
| 11.65 | +0.6 | Fiona Cullen | Q | 310879 | 5 | Canberra | 26-Jan |
| 11.67 | +0.6 | Tania Murphy | S | 301270 | 6 | Canberra | 26-Jan |
| 11.69 | +0.6 | Sarah Williams | N | 080975 | 7 | Canberra | 26-Jan |
| 11.74 | +0.6 | Lauren Hewitt | V | 251178 | 8 | Canberra | 26-Jan |
| 11.75 | +0.0 | Olivia Tauro | N | 110690 | 1 | Sydney | 10-Dec |
| 11.77 | +0.0 | Mae Koime (PNG) | Q | 141283 | 1 | Brisbane | 24-Nov |
| 11.86 | +1.6 | Melissa Kay | T | 100178 | 1 | Penguin | 18-Feb |
| 11.87 | +1.8 | Jessica Knox | N | 031178 | 3h | Canberra | 26-Jan |
| 11.87 | +1.8 | Katie Chivers | V | 280786 | 1h | Melbourne | 17-Feb |
| 11.88 | +0.4 | Laura Verlinden | N | 011288 | 3h | Beijing, China | 15-Aug |
| 11.89 | | Michelle Cutmore | Q | 200386 | 1 | Sippy Downs | 23-Aug |
| 11.93 | -0.1 | Kate Leitch | Q | 280787 | 1s | Melbourne | 18-Feb |
| 11.94 | +1.0 | Bec Negus | Q | 041185 | 1 | Brisbane | 25-Feb |
| 11.95 | +1.1 | Tamika Johnston | T | 010380 | 1 | Hobart | 6-Jan |
| 11.95 | +1.6 | Sharon Cripps | Q | 290677 | 5h | Canberra | 26-Jan |
| 11.95 | | Annabelle Smith | N | 080183 | 1 | Sydney | 25-Feb |
| 11.96 | +0.0 | Jane Larkin | Q | 240290 | 2 | Sydney | 10-Dec |
| 11.99 | +0.4 | Toea Wisil (PNG) | Q | 010188 | 1h | Apia | 14-Dec |
| 12.01 | +1.4 | Lauren O'Sullivan | Q | 030592 | 1h | Sydney | 9-Dec |
| 12.03 | -2.4 | Bronwyn Thompson | Q | 290178 | 4 | Brisbane | 3-Mar |
| 12.05 | +1.0 | Jess Gulli | V | 190388 | 1 | Canberra | 25-Feb |
| 12.06 | +0.0 | Jacinta Boyd | Q | 100286 | 4 | Brisbane | 24-Nov |
| 12.07 | +1.1 | Laura Duncan | N | 141089 | 1 | Sydney | 10-Dec |

AUSTRALIAN RANKINGS LIST – JAN 1 TO DEC 31, 2006 (CONTINUED)

| PERFORM | WIND | NAME | ASS | D.O.B. | PLACE | VENUE | DATE |
|----------------------|------|-----------------------|-----|--------|-------|----------------------|--------|
| 12.08 | | Stephanie Mollica | V | 090881 | 1 | Melbourne | 11-Nov |
| 12.09 | -1.1 | Lucy Kenny | V | 280885 | 1 | Melbourne | 20-Jan |
| 12.09 | -1.6 | Katrina Steward | N | 230982 | 5s | Sydney | 3-Feb |
| 12.09 | +1.8 | Jodie Henry | W | 010485 | 1 | Perth | 26-Nov |
| 12.09 | +0.5 | Elly Graf | N | 250691 | 1h | Sydney | 9-Dec |
| 12.10 | +1.6 | Katie Moore | V | 160380 | 6h | Canberra | 26-Jan |
| 12.11 | +1.7 | Alison Glapa | N | 210686 | 2 | Adelaide | 2-Apr |
| 12.12 | | Morgan Whiley | T | 030984 | 1 | Penguin | 18-Nov |
| 12.13 | +1.1 | Brooke Sawyer-Collins | S | 121089 | 2 | Sydney | 10-Dec |
| 12.13 | +0.0 | Jacinta Doyle | N | 230290 | 3 | Sydney | 10-Dec |
| 12.15 | +1.1 | Elly Hutton | V | 020676 | 2 | Hobart | 6-Jan |
| 12.16 | +1.1 | Bessie Hayes | Q | 070789 | 1 | Brisbane | 21-Oct |
| 12.16 | +1.8 | Kylie Wheeler | W | 170180 | 2 | Perth | 26-Nov |
| 12.17 | +1.1 | Briony Kanard | N | 171188 | 1 | Sydney | 12-Feb |
| 12.17 | +1.7 | Keatyn Windley | N | 240186 | 4 | Adelaide | 2-Apr |
| 12.18 | -1.1 | Rachael Jackson | N | 230376 | 5 | Sydney | 14-Jan |
| 12.18 | -1.0 | Jacqueline Davies | Q | 020987 | 2h | Brisbane | 25-Feb |
| 12.18 | -0.3 | Tracey Morton | N | 160291 | 4h | Thessaloniki, Greece | 26-Jun |
| 12.19 | +1.8 | Melissa Breen | A | 170990 | 7h | Canberra | 26-Jan |
| 12.19 | +1.6 | Nova Batman | A | 250271 | 7h | Canberra | 26-Jan |
| 12.19 | -0.3 | Elizabeth Jenkins | N | 021287 | 6 | Melbourne | 18-Feb |
| 12.21 | +1.5 | Stacey Hearne | Q | 150891 | 1 | Brisbane | 21-Oct |
| 12.22 | | Emma Knight | V | 090285 | 2 | Melbourne | 2-Dec |
| 12.22 | +0.0 | Elle Gavioli | Q | 230390 | 4 | Sydney | 10-Dec |
| 12.22 | +0.0 | Sarah Thomson | N | 041090 | 5 | Sydney | 10-Dec |
| 12.23 | +0.7 | Kylie Bent | W | 111285 | 2 | Perth | 15-Jan |
| 12.23 | +1.7 | Adele Heron | Q | 020191 | 1h | Brisbane | 21-Oct |
| 12.23 | +0.6 | Laura Turner | N | 130392 | 1h | Sydney | 9-Dec |
| wind-assisted | | | | | | | |
| 11.42 | +2.8 | Sally McLellan | Q | 190986 | 1h | Canberra | 26-Jan |
| 11.49 | +2.8 | Crystal Attenborough | NT | 010883 | 2h | Canberra | 26-Jan |
| 11.70 | +2.8 | Lauren Hewitt | V | 251178 | 3h | Canberra | 26-Jan |
| mixed race | | | | | | | |
| 11.62 | -0.3 | Melanie Kleeberg | Q | 271281 | mix | Gold Coast | 14-Jan |
| 12.09 | -0.3 | Katrina Steward | V | 230982 | mix | Gold Coast | 14-Jan |
| manual | | | | | | | |
| 11.4 | | Crystal Attenborough | NT | 010883 | 1 | Darwin | 23-Oct |
| 11.5 | -0.6 | Mae Koime (PNG) | Q | 141283 | 1 | Gold Coast | 2-Dec |
| 11.8 | +0.3 | Melissa Kay | T | 100178 | 1 | Penguin | 25-Feb |
| 11.8 | | Lucy Kenny | V | 280885 | 1 | Melbourne | 4-Mar |
| 11.8 | -0.6 | Michelle Cutmore | Q | 200386 | 2 | Gold Coast | 2-Dec |
| 11.9 | | Tamsyn Lewis | V | 200778 | 1 | Melbourne | 14-Jan |

| PERFORM | WIND | NAME | ASS | D.O.B. | PLACE | VENUE | DATE |
|------------------------|------|-----------------------|-----|--------|-------|----------------------|--------|
| 11.9 | | Lara Gambino | V | 220479 | 2 | Melbourne | 14-Jan |
| 11.9 | | Emma Knight | V | 090285 | 3 | Melbourne | 14-Jan |
| 11.9 | -0.6 | Jacinta Boyd | Q | 100286 | 4 | Gold Coast | 2-Dec |
| mixed race | | | | | | | |
| 11.8 | +0.6 | Melissa Breen | A | 170990 | mix | Canberra | 31-Jan |
| 11.9 | | Katrina Steward | V | 230982 | mix | Gold Coast | 6-Jan |
| doubtful timing | | | | | | | |
| 11.5 | -1.9 | Pirrenee Steinert | S | 200285 | 1 | Adelaide | 4-Nov |
| 11.7 | -1.9 | Leanne Hodge | S | 041285 | 2 | Adelaide | 4-Nov |
| 11.9 | -1.9 | Sheena Steinert | S | 200285 | 3 | Adelaide | 4-Nov |
| under 20 | | | | | | | |
| 11.75 | +0.0 | Olivia Tauro | N | 110690 | 1 | Sydney | 10-Dec |
| 11.88 | +0.4 | Laura Verlinden | N | 011288 | 3h | Beijing, China | 15-Aug |
| 11.93 | -0.1 | Kate Leitch | Q | 280787 | 1s | Melbourne | 18-Feb |
| 11.96 | +0.0 | Jane Larkin | Q | 240290 | 2 | Sydney | 10-Dec |
| 12.01 | +1.4 | Lauren O'Sullivan | Q | 030592 | 1h | Sydney | 9-Dec |
| 12.05 | +1.0 | Jess Gulli | V | 190388 | 1 | Canberra | 25-Feb |
| 12.07 | +1.1 | Laura Duncan | N | 141089 | 1 | Sydney | 10-Dec |
| 12.09 | +0.5 | Elly Graf | N | 250691 | 1h | Sydney | 9-Dec |
| 12.13 | +1.1 | Brooke Sawyer-Collins | S | 121089 | 2 | Sydney | 10-Dec |
| 12.13 | +0.0 | Jacinta Doyle | N | 230290 | 3 | Sydney | 10-Dec |
| 12.16 | +1.1 | Bessie Hayes | Q | 070789 | 1 | Brisbane | 21-Oct |
| 12.17 | +1.1 | Briony Kanard | N | 171188 | 1 | Sydney | 12-Feb |
| 12.18 | -1.0 | Jacqueline Davies | Q | 020987 | 2h | Brisbane | 25-Feb |
| 12.18 | -0.3 | Tracey Morton | N | 160291 | 4h | Thessaloniki, Greece | 26-Jun |
| 12.19 | +1.8 | Melissa Breen | A | 170990 | 7h | Canberra | 26-Jan |
| 12.19 | -0.3 | Elizabeth Jenkins | N | 021287 | 6 | Melbourne | 18-Feb |
| 12.21 | +1.5 | Stacey Hearne | Q | 150891 | 1 | Brisbane | 21-Oct |
| 12.22 | +0.0 | Elle Gavioli | Q | 230390 | 4 | Sydney | 10-Dec |
| 12.22 | +0.0 | Sarah Thomson | N | 041090 | 5 | Sydney | 10-Dec |
| 12.23 | +1.7 | Adele Heron | Q | 020191 | 1h | Brisbane | 21-Oct |
| 12.23 | +0.0 | Toea Wisil (PNG) | Q | 010188 | 6 | Brisbane | 24-Oct |
| 12.23 | +0.6 | Laura Turner | N | 130392 | 1h | Sydney | 9-Dec |
| wind-assisted | | | | | | | |
| 11.80 | +4.0 | Laura Verlinden | N | 011288 | 1 | Gold Coast | 10-Aug |
| 11.91 | +2.4 | Elly Graf | N | 250691 | 1 | Sydney | 9-Dec |
| 11.93 | +2.5 | Jane Larkin | Q | 240290 | 1 | Brisbane | 21-Oct |
| 11.98 | +2.1 | Lauren O'Sullivan | Q | 030592 | 1 | Sydney | 9-Dec |
| under 18 | | | | | | | |
| 11.75 | +0.0 | Olivia Tauro | N | 110690 | 1 | Sydney | 10-Dec |
| 11.96 | +0.0 | Jane Larkin | Q | 240290 | 2 | Sydney | 10-Dec |
| 12.01 | +1.4 | Lauren O'Sullivan | Q | 030592 | 1h | Sydney | 9-Dec |

AUSTRALIAN RANKINGS LIST – JAN 1 TO DEC 31, 2006 (CONTINUED)

| PERFORM | WIND | NAME | ASS | D.O.B. | PLACE | VENUE | DATE |
|---------|------|-----------------------|-----|--------|-------|----------------------|--------|
| 12.07 | +1.1 | Laura Duncan | N | 141089 | 1 | Sydney | 10-Dec |
| 12.09 | +0.5 | Elly Graf | N | 250691 | 1h | Sydney | 9-Dec |
| 12.13 | +1.1 | Brooke Sawyer-Collins | S | 121089 | 2 | Sydney | 10-Dec |
| 12.13 | +0.0 | Jacinta Doyle | N | 230290 | 3 | Sydney | 10-Dec |
| 12.16 | +1.1 | Bessie Hayes | Q | 070789 | 1 | Brisbane | 21-Oct |
| 12.18 | -0.3 | Tracey Morton | N | 160291 | 4h | Thessaloniki, Greece | 26-Jun |
| 12.19 | +1.8 | Melissa Breen | A | 170990 | 7h | Canberra | 26-Jan |
| 12.20 | +0.0 | Lauren O'Sullivan | Q | 030592 | 5 | Brisbane | 24-Nov |
| 12.21 | +1.5 | Stacey Hearne | Q | 150891 | 1 | Brisbane | 19-Oct |
| 12.22 | +0.0 | Elle Gavioli | Q | 230290 | 4 | Sydney | 10-Dec |
| 12.22 | +0.0 | Sarah Thomson | N | 041090 | 5 | Sydney | 10-Dec |
| 12.23 | +1.7 | Adele Heron | Q | 020191 | 1h | Brisbane | 21-Oct |
| 12.23 | +0.6 | Laura Turner | N | 130392 | 1h | Sydney | 9-Dec |

wind-assisted

| | | | | | | | |
|-------|------|-------------------|---|--------|---|----------|--------|
| 11.91 | +2.4 | Elly Graf | N | 250691 | 1 | Sydney | 9-Dec |
| 11.93 | +2.5 | Jane Larkin | Q | 240290 | 1 | Brisbane | 21-Oct |
| 11.98 | +2.1 | Lauren O'Sullivan | Q | 030592 | 1 | Sydney | 9-Dec |

200 Metres

| | | | | | | | |
|-------|------|----------------------|----|--------|-----|----------|--------|
| 23.36 | +0.6 | Sally McLellan | Q | 190986 | 1 | Canberra | 26-Jan |
| 23.38 | -0.5 | Melanie Kleeberg | Q | 271281 | 1 | Sydney | 5-Feb |
| 23.47 | -0.5 | Crystal Attenborough | NT | 010883 | 2 | Sydney | 5-Feb |
| 23.48 | -0.5 | Lauren Hewitt | V | 251178 | 3 | Sydney | 5-Feb |
| 23.52 | -0.5 | Annabelle Smith | N | 080183 | 4 | Sydney | 5-Feb |
| 23.65 | +2.0 | Olivia Tauro | N | 110690 | 1 | Sydney | 9-Dec |
| 23.82 | +0.8 | Preya Carey | N | 161183 | 1 | Sydney | 7-Jan |
| 23.90 | +0.6 | Sarah Williams | N | 080975 | 4 | Canberra | 26-Jan |
| 23.90 | -0.5 | Tania Murphy | S | 301270 | 5 | Sydney | 5-Feb |
| 23.94 | -0.5 | Bec Negus | Q | 041185 | 6 | Sydney | 5-Feb |
| 23.96 | +1.5 | Renee Robson | V | 031178 | 1h | Sydney | 15-Jan |
| 24.01 | -0.5 | Kylie Wheeler | W | 170180 | hep | Sydney | 3-Feb |
| 24.01 | -0.5 | Lucy Kenny | V | 280885 | 7 | Sydney | 5-Feb |
| 24.02 | +1.4 | Pirranee Steinert | S | 200285 | 1 | Adelaide | 28-Jan |
| 24.05 | +0.5 | Sheena Steinert | S | 200285 | 1 | Adelaide | 11-Nov |
| 24.15 | +0.6 | Kate Leitch | Q | 280787 | 1 | Brisbane | 25-Feb |
| 24.20 | +2.0 | Jane Larkin | Q | 240290 | 2 | Sydney | 9-Dec |
| 24.20 | +1.9 | Lauren O'Sullivan | Q | 030592 | 1 | Sydney | 10-Dec |
| 24.22 | +0.0 | Mae Koime (PNG) | Q | 141283 | 1 | Brisbane | 10-Mar |
| 24.23 | -0.4 | Jacqueline Davies | Q | 020987 | 1h | Adelaide | 2-Apr |
| 24.26 | -0.4 | Katrina Steward | V | 230982 | 1h | Brisbane | 22-Jan |
| 24.27 | +2.0 | Tamika Johnston | T | 010380 | 1 | Hobart | 6-Jan |
| 24.28 | -0.4 | Jess Gulli | V | 190388 | 2h | Adelaide | 2-Apr |

| PERFORM | WIND | NAME | ASS | D.O.B. | PLACE | VENUE | DATE |
|---------|------|--------------------------|-----|--------|-------|----------------------|--------|
| 24.29 | +1.9 | Laura Turner | N | 130392 | 2 | Sydney | 10-Dec |
| 24.33 | +0.6 | Jana Pittman | V | 091182 | 7 | Canberra | 26-Jan |
| 24.33 | +1.4 | Elizabeth Jenkins | N | 021287 | 1 | Sydney | 12-Feb |
| 24.35 | +2.0 | Melissa Kay | T | 100178 | 2 | Hobart | 6-Jan |
| 24.35 | +1.8 | Amy Harris | Q | 071080 | 1 | Brisbane | 1-Dec |
| 24.35 | +2.0 | Jacinta Doyle | N | 230290 | 3 | Sydney | 9-Dec |
| 24.41 | +0.0 | Tracey Morton | N | 160291 | 2 | Thessaloniki, Greece | 29-Jun |
| 24.41 | -0.1 | Laura Verlinden | N | 011288 | 4h | Beijing, China | 17-Aug |
| 24.47 | +0.0 | Caitlin Willis | Q | 181282 | 2 | Brisbane | 24-Nov |
| 24.50 | | Morgan Whiley | T | 030984 | 1 | Penguin | 18-Nov |
| 24.52 | +0.4 | Laura Duncan | N | 141089 | 1 | Sydney | 9-Dec |
| 24.53 | | Belinda Trembath | N | 151179 | 2 | Sydney | 7-Jan |
| 24.53 | +1.1 | Elly Graf | N | 250691 | 1 | Sydney | 10-Dec |
| 24.54 | -0.5 | Ebony Cope | W | 091282 | hep | Sydney | 3-Feb |
| 24.57 | | Katie Moore | V | 160380 | 1 | Melbourne | 19-Jan |
| 24.58 | | Stephanie Mollica | V | 090881 | 1 | Melbourne | 11-Nov |
| 24.66 | +1.4 | Briony Kanard | N | 171188 | 2 | Sydney | 12-Feb |
| 24.66 | -0.6 | Lauren Boden | A | 030888 | hep | Canberra | 16-Dec |
| 24.68 | +0.0 | Toea Wisil (PNG) | Q | 010188 | 2 | Brisbane | 10-Mar |
| 24.69 | | Hayley Cameron | N | 210484 | 4 | Sydney | 7-Jan |
| 24.69 | +2.0 | Sarah Thomson | N | 041090 | 4 | Sydney | 9-Dec |
| 24.70 | +2.0 | Virginia Trad | Q | 261090 | 5 | Sydney | 9-Dec |
| 24.71 | +1.8 | Keatyn Windley | N | 240186 | 1 | Sydney | 12-Feb |
| 24.73 | +0.8 | Kristyn Mackrell | Q | 241089 | 1h | Sydney | 9-Dec |
| 24.79 | +1.5 | Alison Glapa | N | 210686 | 3h | Sydney | 15-Jan |
| 24.80 | +0.5 | Leanne Hodge | S | 041285 | 2 | Adelaide | 11-Nov |
| 24.84 | -1.1 | Kylie Bent | W | 111285 | 1 | Perth | 29-Jan |
| 24.85 | -1.5 | Tricia McDonald | W | 111176 | 2 | Perth | 5-Mar |
| 24.86 | -0.5 | Megan Wheatley | W | 100388 | hep | Sydney | 3-Feb |
| 24.86 | +2.0 | Stephanie West | N | | 2 | Sydney | 1-Oct |
| 24.89 | +1.4 | Charlotte Van Veenendaal | N | | 4 | Sydney | 12-Feb |
| 24.92 | +1.1 | Jasmine Everett | N | 170991 | 2 | Sydney | 10-Dec |
| 24.93 | | Michelle Cutmore | Q | 200386 | 1 | Sippy Downs | 23-Aug |
| 24.93 | +0.4 | Emily Costello | N | 070290 | 1 | Sydney | 7-Oct |
| 24.93 | +1.0 | Sarah Wilson | Q | 240490 | 2 | Brisbane | 22-Oct |

wind-assisted

| | | | | | | | |
|-------|------|-----------------|---|--------|----|----------|--------|
| 24.17 | +2.2 | Lauren Hewitt | V | 251178 | 1h | Sydney | 15-Jan |
| 24.22 | +2.3 | Mae Koime (PNG) | Q | 141283 | 1 | Brisbane | 13-Jan |
| 24.24 | +2.2 | Tamika Johnston | T | 010380 | 2h | Sydney | 15-Jan |

mixed race

| | | | | | | | |
|-------|------|-------------------|---|--------|-----|----------|--------|
| 23.82 | +1.6 | Pirranee Steinert | S | 200285 | mix | Adelaide | 11-Nov |
|-------|------|-------------------|---|--------|-----|----------|--------|

AUSTRALIAN RANKINGS LIST – JAN 1 TO DEC 31, 2006 (CONTINUED)

| PERFORM | WIND | NAME | ASS | D.O.B. | PLACE | VENUE | DATE |
|----------------------|------|-------------------|-----|--------|-------|----------------------|--------|
| manual | | | | | | | |
| 24.1 | | Tamsyn Lewis | V | 200778 | 1 | Melbourne | 4-Mar |
| 24.3 | | Annabelle Smith | N | 080183 | 1 | Sydney | 19-Jan |
| 24.4 | -1.2 | Michelle Cutmore | Q | 200386 | 1 | Gold Coast | 2-Dec |
| under 20 | | | | | | | |
| 23.65 | +2.0 | Olivia Tauro | N | 110690 | 1 | Sydney | 9-Dec |
| 24.15 | +0.6 | Kate Leitch | Q | 280787 | 1 | Brisbane | 25-Feb |
| 24.20 | +2.0 | Jane Larkin | Q | 240290 | 2 | Sydney | 9-Dec |
| 24.20 | +1.9 | Lauren O'Sullivan | Q | 030592 | 1 | Sydney | 10-Dec |
| 24.23 | -0.4 | Jacqueline Davies | Q | 020987 | 1h | Adelaide | 2-Apr |
| 24.28 | -0.4 | Jess Gulli | V | 190388 | 2h | Adelaide | 2-Apr |
| 24.29 | +1.9 | Laura Turner | N | 130392 | 2 | Sydney | 10-Dec |
| 24.33 | +1.4 | Elizabeth Jenkins | N | 021287 | 1 | Sydney | 12-Feb |
| 24.35 | +2.0 | Jacinta Doyle | N | 230290 | 3 | Sydney | 9-Dec |
| 24.41 | +0.0 | Tracey Morton | N | 160291 | 2 | Thessaloniki, Greece | 29-Jun |
| 24.41 | -0.1 | Laura Verlinden | N | 011288 | 4h | Beijing, China | 17-Aug |
| 24.49 | | Jacinta Doyle | N | 230290 | 1 | Sydney | 7-Jan |
| 24.52 | +0.4 | Laura Duncan | N | 141089 | 1 | Sydney | 9-Dec |
| 24.53 | +1.1 | Elly Graf | N | 250691 | 1 | Sydney | 10-Dec |
| 24.66 | +1.4 | Briony Kanard | N | 171188 | 2 | Sydney | 12-Feb |
| 24.68 | +0.0 | Toea Wisil (PNG) | Q | 010188 | 2 | Brisbane | 10-Mar |
| 24.69 | +2.0 | Sarah Thomson | N | 041090 | 4 | Sydney | 9-Dec |
| 24.70 | +2.0 | Virginia Trad | Q | 261090 | 5 | Sydney | 9-Dec |
| 24.73 | +0.8 | Kristyn Mackrell | Q | 241089 | 1h | Sydney | 9-Dec |
| 24.86 | -0.5 | Megan Wheatley | W | 100388 | hep | Sydney | 3-Feb |
| 24.86 | +2.0 | Stephanie West | N | | 2 | Sydney | 1-Oct |
| 24.92 | +1.1 | Jasmine Everett | N | 170991 | 2 | Sydney | 10-Dec |
| 24.93 | +0.4 | Emily Costello | N | 070290 | 1 | Sydney | 7-Oct |
| 24.93 | +1.0 | Sarah Wilson | Q | 240490 | 2 | Brisbane | 22-Oct |
| wind-assisted | | | | | | | |
| 24.33 | +3.2 | Laura Duncan | N | 141089 | 1 | Sydney | 1-Oct |
| 24.39 | +3.6 | Laura Verlinden | N | 011288 | 2 | Gold Coast | 5-Aug |
| 24.59 | +2.1 | Jane Larkin | Q | 240290 | 1h | Brisbane | 22-Oct |
| under 18 | | | | | | | |
| 23.65 | +2.0 | Olivia Tauro | N | 110690 | 1 | Sydney | 9-Dec |
| 24.20 | +2.0 | Jane Larkin | Q | 240290 | 2 | Sydney | 9-Dec |
| 24.20 | +1.9 | Lauren O'Sullivan | Q | 030592 | 1 | Sydney | 10-Dec |
| 24.29 | +1.9 | Laura Turner | N | 130392 | 2 | Sydney | 10-Dec |
| 24.35 | +2.0 | Jacinta Doyle | N | 230290 | 3 | Sydney | 9-Dec |
| 24.41 | +0.0 | Tracey Morton | N | 160291 | 2 | Thessaloniki, Greece | 29-Jun |
| 24.52 | +0.4 | Laura Duncan | N | 141089 | 1 | Sydney | 9-Dec |
| 24.53 | +1.1 | Elly Graf | N | 250691 | 1 | Sydney | 10-Dec |

| PERFORM | WIND | NAME | ASS | D.O.B. | PLACE | VENUE | DATE |
|----------------------|------|----------------------|-----|--------|-------|----------------------|--------|
| 24.69 | +2.0 | Sarah Thomson | N | 041090 | 4 | Sydney | 9-Dec |
| 24.70 | +2.0 | Virginia Trad | Q | 261090 | 5 | Sydney | 9-Dec |
| 24.73 | +0.8 | Kristyn Mackrell | Q | 241089 | 1h | Sydney | 9-Dec |
| 24.86 | +2.0 | Stephanie West | N | | 2 | Sydney | 1-Oct |
| 24.92 | +1.1 | Jasmine Everett | N | 170991 | 2 | Sydney | 10-Dec |
| 24.93 | +1.0 | Sarah Wilson | Q | 240490 | 2 | Brisbane | 22-Oct |
| 24.95 | +1.1 | Sophie Broadhead | N | 280491 | 3 | Sydney | 10-Dec |
| 24.96 | +1.6 | Emily Costello | N | 070290 | 2 | Sydney | 1-Oct |
| 24.96 | +1.1 | Brianna Beahan | W | 011191 | 4 | Sydney | 10-Dec |
| 24.99 | +0.2 | Shayleigh Gould | Q | 130290 | hep | Canberra | 16-Dec |
| wind-assisted | | | | | | | |
| 24.33 | +3.2 | Laura Duncan | N | 141089 | 1 | Sydney | 1-Oct |
| 24.64 | +2.2 | Stacey Hearne | Q | 150891 | 1 | Brisbane | 21-Oct |
| 300 Metres | | | | | | | |
| 38.34 | | Lauren Hewitt | V | 251178 | 1 | Geelong | 2-Dec |
| 400 Metres | | | | | | | |
| 52.36 | | Tamsyn Lewis | V | 200778 | 2 | Sydney | 3-Feb |
| 52.47 | | Rosemary Hayward | N | 101180 | 3s | Melbourne | 20-Mar |
| 52.75 | | Caitlin Willis | Q | 181282 | 2 | Canberra | 26-Jan |
| 52.84 | | Jana Pittman | V | 091182 | 1h | Sydney | 2-Feb |
| 52.85 | | Annabelle Smith | N | 080183 | 3 | Canberra | 26-Jan |
| 52.87 | | Jaimee-Lee Hoebergen | N | 170288 | 4 | Sydney | 3-Feb |
| 53.16 | | Renee Robson | V | 031178 | 2 | Sydney | 14-Jan |
| 53.62 | | Lucy Kenny | V | 280885 | 1s | Melbourne | 18-Feb |
| 53.86 | | Pirrenee Steinert | S | 200285 | 1 | Adelaide | 25-Nov |
| 54.02 | | Sonia Brito | V | 100679 | 3 | Melbourne | 7-Jan |
| 54.03 | | Angeline Blackburn | A | 170889 | 5s | Beijing, China | 16-Aug |
| 54.04 | | Rebecca Irwin | N | 260883 | 6 | Canberra | 26-Jan |
| 54.14 | | Jenny Marshall | V | 060779 | 7 | Canberra | 26-Jan |
| 54.41 | | Jacqueline Davies | Q | 020987 | 1 | Adelaide | 1-Apr |
| 54.92 | | Cara White | V | 050684 | 3 | Adelaide | 2-Apr |
| 54.96 | | Trisha Holz | N | 040280 | 1 | Mingara | 21-Jan |
| 55.05 | | Kristyn Mackrell | Q | 241089 | 4 | Thessaloniki, Greece | 30-Jun |
| 55.16 | | Sheena Steinert | S | 200285 | 2 | Adelaide | 25-Nov |
| 55.22 | | Suzie Knight | V | 180889 | 3 | Gold Coast | 5-Aug |
| 55.27 | | Crystal Attenborough | NT | 010883 | 1 | Darwin | 3-Sep |
| 55.30 | | Alicia Keir | N | 190391 | 5 | Thessaloniki, Greece | 30-Jun |
| 55.34 | | Anna Deery | V | 301078 | 6h | Sydney | 2-Feb |
| 55.46 | | Jessie Couch | V | 020290 | 1 | Sydney | 10-Dec |
| 55.47 | | Stacey Dietrich | V | 260688 | 2h | Melbourne | 17-Feb |

AUSTRALIAN RANKINGS LIST – JAN 1 TO DEC 31, 2006 (CONTINUED)

| PERFORM | WIND | NAME | ASS | D.O.B. | PLACE | VENUE | DATE |
|-------------------|------|------------------------|-----|--------|-------|------------|--------|
| 55.70 | | Katherine Robb | S | 290488 | 3h | Melbourne | 17-Feb |
| 55.71 | | Madeleine Pape | V | 240284 | 1 | Melbourne | 25-Nov |
| 55.81 | | Keatyn Windley | N | 240186 | 4 | Adelaide | 2-Apr |
| 55.88 | | Lyndsey Pekin | W | 130686 | 1 | Perth | 17-Dec |
| 55.90 | | Kate Pedley | T | 090184 | 1 | Hobart | 4-Mar |
| 55.97 | | Caitlin Stanley | S | 010687 | 1 | Adelaide | 28-Sep |
| 55.99 | | Lauren Boden | A | 030888 | 3 | Gold Coast | 6-Aug |
| 56.01 | | Toea Wisil (PNG) | Q | 010188 | 5s | Melbourne | 18-Feb |
| 56.11 | | Katrina Steward | V | 230982 | 1 | Melbourne | 18-Nov |
| 56.11 | | Anneliese Rubie | N | 220492 | 1 | Sydney | 9-Dec |
| 56.14 | | Zoe Buckman | A | 211288 | 2 | Gold Coast | 10-Aug |
| 56.16 | | Jasmyn Gould | Q | 130290 | 2 | Sydney | 10-Dec |
| 56.22 | | Tricia McDonald | W | 111176 | 6h | Sydney | 2-Feb |
| 56.26 | | Bridgid Connolly | S | 130189 | 2 | Adelaide | 14-Jan |
| 56.36 | | Holly Noack | S | 301183 | 3 | Adelaide | 25-Nov |
| 56.37 | | Melanie Kleeberg | Q | 271281 | 2 | Gold Coast | 22-Jul |
| 56.42 | | Morgan Whiley | T | 030984 | 1 | Penguin | 11-Nov |
| 56.55 | | Tania Van Heer-Murphy | S | 301270 | 1 | Adelaide | 20-Jan |
| 56.55 | | Sarah Wilson | Q | 240490 | 3 | Sydney | 10-Dec |
| 56.57 | | Monique Hollick | W | 081289 | 1 | Perth | 4-Nov |
| 56.58 | | Trychelle Kingdom | N | 130990 | 4 | Sydney | 10-Dec |
| 56.59 | | Jane Larkin | Q | 240290 | 2 | Gold Coast | 6-Oct |
| 56.61 | | Emily Costello | N | 070290 | 2 | Sydney | 11-Nov |
| 56.67 | | Amie Laube | S | 050791 | 2 | Sydney | 9-Dec |
| 56.75 | | Kylie Bent | W | 111285 | 1 | Perth | 12-Nov |
| 56.77 | | Katherine Katsanevakis | V | 061188 | 3h | Adelaide | 31-Mar |
| 56.78 | | Katherine Clarke | V | | 1 | Melbourne | 18-Nov |
| 56.80 | | Amanda Morris | N | 120388 | 1 | Sydney | 11-Feb |
| 56.81 | | Sarah Thomas | S | 271090 | 3 | Adelaide | 4-Nov |
| 56.85 | | Zoe Riikonen | Q | 190892 | 2 | Sydney | 9-Dec |
| 56.86 | | Rachel Watts | V | 011089 | 3 | Melbourne | 18-Nov |
| 56.87 | | Dee-Ann Jackson | W | | 1 | Brisbane | 25-Feb |
| 56.89 | | Amanda Crook | V | | 1 | Melbourne | 16-Dec |
| 56.94 | | Kara Shackleton | N | 010984 | 6 | Adelaide | 2-Apr |
| 56.97 | | Lynda Pagett | N | 261073 | 2 | Sydney | 28-Jan |
| 56.97 | | Erica Sigmont | V | 291182 | 6 | Melbourne | 7-Jan |
| manual | | | | | | | |
| 55.5 | | Cara White | V | 050684 | 2 | Melbourne | 19-Jan |
| 56.0 | | Alicia Tye-Smith | V | 100680 | 3 | Melbourne | 19-Jan |
| mixed race | | | | | | | |
| 55.31 | | Katrina Steward | V | 230982 | mix | Gold Coast | 26-Jan |

| PERFORM | WIND | NAME | ASS | D.O.B. | PLACE | VENUE | DATE |
|-----------------|------|------------------------|-----|--------|-------|----------------------|--------|
| under 20 | | | | | | | |
| 52.87 | | Jaimee-Lee Hoebergen | N | 170288 | 4 | Sydney | 3-Feb |
| 54.03 | | Angeline Blackburn | A | 170889 | 5s | Beijing, China | 16-Aug |
| 54.41 | | Jacqueline Davies | Q | 020987 | 1 | Adelaide | 1-Apr |
| 55.05 | | Kristyn Mackrell | Q | 241089 | 4 | Thessaloniki, Greece | 30-Jun |
| 55.22 | | Suzie Knight | V | 180889 | 3 | Gold Coast | 5-Aug |
| 55.30 | | Alicia Keir | N | 190391 | 5 | Thessaloniki, Greece | 30-Jun |
| 55.46 | | Jessie Couch | V | 020290 | 1 | Sydney | 10-Dec |
| 55.47 | | Stacey Dietrich | V | 260688 | 2h | Melbourne | 17-Feb |
| 55.70 | | Katherine Robb | S | 290488 | 3h | Melbourne | 17-Feb |
| 55.97 | | Caitlin Stanley | S | 010687 | 1 | Adelaide | 28-Sep |
| 55.99 | | Lauren Boden | A | 030888 | 3 | Gold Coast | 6-Aug |
| 56.01 | | Toea Wisil (PNG) | Q | 010188 | 5s | Melbourne | 18-Feb |
| 56.11 | | Anneliese Rubie | N | 220492 | 1 | Sydney | 9-Dec |
| 56.14 | | Zoe Buckman | A | 211288 | 2 | Gold Coast | 10-Aug |
| 56.16 | | Jasmyn Gould | Q | 130290 | 2 | Sydney | 10-Dec |
| 56.26 | | Bridgid Connolly | S | 130189 | 2 | Adelaide | 14-Jan |
| 56.55 | | Sarah Wilson | Q | 240490 | 3 | Sydney | 10-Dec |
| 56.57 | | Monique Hollick | W | 081289 | 1 | Perth | 4-Nov |
| 56.58 | | Trychelle Kingdom | N | 130990 | 4 | Sydney | 10-Dec |
| 56.59 | | Jane Larkin | Q | 240290 | 2 | Gold Coast | 6-Oct |
| 56.61 | | Emily Costello | N | 070290 | 2 | Sydney | 11-Nov |
| 56.67 | | Amie Laube | S | 050791 | 2 | Sydney | 9-Dec |
| 56.77 | | Katherine Katsanevakis | V | 061188 | 1 | Adelaide | 25-Feb |
| 56.78 | | Katherine Clarke | V | | 1 | Melbourne | 18-Nov |
| 56.80 | | Amanda Morris | N | 120388 | 1 | Sydney | 11-Feb |
| 56.81 | | Sarah Thomas | S | 271090 | 3 | Adelaide | 4-Nov |
| 56.85 | | Zoe Riikonen | Q | 190892 | 2 | Sydney | 9-Dec |
| 56.86 | | Rachel Watts | V | 011089 | 3 | Melbourne | 18-Nov |
| under 18 | | | | | | | |
| 54.03 | | Angeline Blackburn | A | 170889 | 5s | Beijing, China | 16-Aug |
| 55.05 | | Kristyn Mackrell | Q | 241089 | 4 | Thessaloniki, Greece | 30-Jun |
| 55.22 | | Suzie Knight | V | 180889 | 3 | Gold Coast | 5-Aug |
| 55.30 | | Alicia Keir | N | 190391 | 5 | Thessaloniki, Greece | 30-Jun |
| 55.46 | | Jessie Couch | V | 02090 | 1 | Sydney | 10-Dec |
| 56.11 | | Anneliese Rubie | N | 220492 | 1 | Sydney | 9-Dec |
| 56.16 | | Jasmyn Gould | Q | 130290 | 2 | Sydney | 10-Dec |
| 56.26 | | Bridgid Connolly | S | 130189 | 2 | Adelaide | 14-Jan |
| 56.55 | | Sarah Wilson | Q | 240490 | 3 | Sydney | 10-Dec |
| 56.57 | | Monique Hollick | W | 081289 | 1 | Perth | 4-Nov |
| 56.58 | | Trychelle Kingdom | N | 130990 | 4 | Sydney | 10-Dec |
| 56.59 | | Jane Larkin | Q | 240290 | 2 | Gold Coast | 6-Oct |

AUSTRALIAN RANKINGS LIST – JAN 1 TO DEC 31, 2006 (CONTINUED)

| PERFORM | WIND | NAME | ASS | D.O.B. | PLACE | VENUE | DATE |
|---------|------|----------------|-----|--------|-------|-----------|--------|
| 56.61 | | Emily Costello | N | 070290 | 2 | Sydney | 11-Nov |
| 56.67 | | Amie Laube | S | 050791 | 2 | Sydney | 9-Dec |
| 56.81 | | Sarah Thomas | S | 271090 | 3 | Adelaide | 4-Nov |
| 56.85 | | Zoe Rikonen | Q | 190892 | 2 | Sydney | 9-Dec |
| 56.86 | | Rachel Watts | V | 011089 | 3 | Melbourne | 18-Nov |

800 Metres

| | | | | | | | |
|---------|--|------------------------|---|--------|-----|----------------------|--------|
| 2.01.85 | | Suzy Walsham | N | 221173 | 1 | Sydney | 5-Feb |
| 2.02.30 | | Rikke Ronholt (DEN) | A | 010177 | 2 | Sydney | 5-Feb |
| 2.02.71 | | Libby Allen | V | 220580 | 3 | Sydney | 5-Feb |
| 2.02.97 | | Erica Sigmont | V | 291182 | 4 | Sydney | 5-Feb |
| 2.04.37 | | Katherine Katsanevakis | V | 061188 | 3 | Sydney | 19-Jan |
| 2.05.06 | | Alicia Tye-Smith | V | 100680 | 2 | Sydney | 15-Jan |
| 2.05.08 | | Lisa Corrigan | N | 021284 | 1 | Canberra | 26-Feb |
| 2.05.10 | | Tamsyn Lewis | V | 200778 | 1 | Melbourne | 14-Dec |
| 2.05.35 | | Brooke Simpson | N | 040687 | 4 | Canberra | 26-Jan |
| 2.05.37 | | Mieke Flore (GER) | N | 211276 | 6 | Sydney | 19-Jan |
| 2.05.38 | | Madeleine Pape | V | 240284 | 2 | Melbourne | 14-Dec |
| 2.05.48 | | Veronique Molan | N | 020683 | 6 | Sydney | 5-Feb |
| 2.05.59 | | Zoe Buckman | A | 211288 | 1 | Adelaide | 1-Apr |
| 2.06.00 | | Kate Pedley | T | 090184 | 7 | Sydney | 5-Feb |
| 2.06.39 | | Donna MacFarlane | T | 180677 | 2 | Hobart | 5-Mar |
| 2.07.12 | | Caitlin Willis | Q | 181282 | 5h | Sydney | 4-Feb |
| 2.07.15 | | Sianne Toemoe | N | 170689 | 4 | Adelaide | 1-Apr |
| 2.07.30 | | Debbie Savage | N | 180280 | 4h | Sydney | 4-Feb |
| 2.08.03 | | Holly Noack | S | 301183 | 5h | Sydney | 4-Feb |
| 2.08.73 | | Sally Fitzgibbons | N | 191290 | 1 | Sydney | 9-Dec |
| 2.08.79 | | Anne Fiedler | V | 270973 | 6h | Sydney | 4-Feb |
| 2.09.08 | | Daina Surka | Q | 180485 | 6h | Sydney | 4-Feb |
| 2.09.14 | | Sophie Dickson | V | 061082 | 7h | Sydney | 4-Feb |
| 2.09.24 | | Kristy Willis | S | 071176 | 1 | Adelaide | 4-Mar |
| 2.09.27 | | Lexy Gilmour | N | 290889 | 4h | Sydney | 13-Jan |
| 2.09.75 | | Selma Kajan | N | 300791 | 1h | Thessaloniki, Greece | 1-Jul |
| 2.09.95 | | Emma Walsh | N | 070689 | 1 | Sydney | 9-Dec |
| 2.09.99 | | Tina Sherratt | N | 250289 | 2 | Sydney | 9-Dec |
| 2.10.28 | | Kaila McKnight | V | 050586 | 2 | Adelaide | 1-Apr |
| 2.10.4 | | Emma Baldwin | V | | 2 | Melbourne | 2-Dec |
| 2.10.55 | | Jessica Gilfillan | Q | 100292 | 1 | Brisbane | 20-Oct |
| 2.10.57 | | Alicia Bromley | N | 281081 | 4 | Melbourne | 14-Dec |
| 2.10.60 | | Nicole Perry | T | | 3 | Hobart | 5-Mar |
| 2.10.62 | | Kylie Wheeler | W | 170180 | hep | Melbourne | 21-Mar |
| 2.10.7 | | Melissa Duncan | V | 300190 | 3 | Melbourne | 2-Dec |

| PERFORM | WIND | NAME | ASS | D.O.B. | PLACE | VENUE | DATE |
|---------|------|------------------|-----|--------|-------|--------------|--------|
| 2.10.73 | | Kelly Roberts | A | 210381 | 4 | Canberra | 26-Feb |
| 2.11.0 | | Rachel Green | V | 150789 | 4 | Melbourne | 2-Dec |
| 2.11.12 | | Anna Worland | V | 240977 | 5 | Hobart | 6-Jan |
| 2.11.24 | | Nikki Donnelly | S | 101185 | 3 | Melbourne | 19-Feb |
| 2.11.3 | | Lauren Miller | W | 120885 | 1 | Perth | 10-Mar |
| 2.11.33 | | Lara Nicod | N | 230385 | 5 | Melbourne | 14-Dec |
| 2.11.63 | | Bridey Delaney | N | 160789 | 1 | Sydney | 12-Feb |
| 2.11.65 | | Elise Abood | Q | 250392 | 2 | Brisbane | 20-Oct |
| 2.11.74 | | Rebel Hendrie | W | 020288 | 5 | Adelaide | 1-Apr |
| 2.11.79 | | Kylie Harris | V | 170185 | 8h | Sydney | 4-Feb |
| 2.11.86 | | Monique Hollick | W | 081289 | 3 | Sydney | 9-Dec |
| 2.11.87 | | Anneli Uys | V | 110887 | 7h | Sydney | 4-Feb |
| 2.11.9 | | Claire Doyle | N | 200291 | 1 | Sydney | 4-Nov |
| 2.11.96 | | Lara Tamsett | N | 121088 | 2 | Sydney | 15-Jan |
| 2.12.00 | | Tammy Martin | Q | | 3 | Brisbane | 20-Oct |
| 2.12.06 | | Alicia Keir | N | 190391 | 2 | Sydney | 10-Dec |
| 2.12.17 | | Martha Churchett | Q | 020691 | 2 | Brisbane | 18-Nov |
| 2.12.26 | | Alexandra Lavale | V | 070491 | 1 | Melbourne | 21-Jan |
| 2.12.4 | | Sarah Hall | V | 180688 | 1 | Melbourne | 4-Feb |
| 2.12.45 | | Kelly Young | N | | 2 | El Paso, USA | 15-Apr |
| 2.12.48 | | Bethany Holt | Q | 081291 | 1 | Brisbane | 20-Oct |
| 2.12.53 | | Kate Johnston | Q | | 1 | Brisbane | 15-Dec |
| 2.12.81 | | Katie French | N | 141186 | 3 | Sydney | 25-Nov |
| 2.12.94 | | Bree McArdle | Q | 021089 | 4 | Sydney | 9-Dec |

mixed race

| | | | | | | | |
|---------|--|----------------|---|--------|-----|------------|--------|
| 2.06.0 | | Madeleine Pape | V | 240284 | mix | Melbourne | 18-Nov |
| 2.08.11 | | Anne Fiedler | V | 270973 | mix | Melbourne | 7-Jan |
| 2.11.30 | | Jasmyn Gould | Q | 130290 | mix | Gold Coast | 3-Sep |
| 2.11.5 | | Regan Logan | Q | | mix | Gold Coast | 2-Dec |
| 2.11.73 | | Renee Robson | V | 031178 | mix | Melbourne | 4-Mar |
| 2.11.85 | | Anneli Uys | V | 110887 | mix | Melbourne | 4-Mar |

under 20

| | | | | | | | |
|---------|--|------------------------|---|--------|----|----------------------|--------|
| 2.04.37 | | Katherine Katsanevakis | V | 061188 | 3 | Sydney | 19-Jan |
| 2.05.35 | | Brooke Simpson | N | 040687 | 4 | Canberra | 26-Jan |
| 2.05.59 | | Zoe Buckman | A | 211288 | 1 | Adelaide | 1-Apr |
| 2.07.15 | | Sianne Toemoe | N | 170689 | 4 | Adelaide | 1-Apr |
| 2.08.73 | | Sally Fitzgibbons | N | 191290 | 1 | Sydney | 9-Dec |
| 2.09.27 | | Lexy Gilmour | N | 290889 | 4h | Sydney | 13-Jan |
| 2.09.75 | | Selma Kajan | N | 300791 | 1h | Thessaloniki, Greece | 1-Jul |
| 2.09.95 | | Emma Walsh | N | 070689 | 1 | Sydney | 9-Dec |
| 2.09.99 | | Tina Sherratt | N | 250289 | 2 | Sydney | 9-Dec |
| 2.10.55 | | Jessica Gilfillan | Q | 100292 | 1 | Brisbane | 20-Oct |

AUSTRALIAN RANKINGS LIST – JAN 1 TO DEC 31, 2006 (CONTINUED)

| PERFORM | WIND | NAME | ASS | D.O.B. | PLACE | VENUE | DATE |
|--------------------|------|-------------------|-----|--------|-------|----------------------|--------|
| 2.10.7 | | Melissa Duncan | V | 300190 | 3 | Melbourne | 2-Dec |
| 2.11.0 | | Rachel Green | V | 150789 | 4 | Melbourne | 2-Dec |
| 2.11.63 | | Bridey Delaney | N | 160789 | 1 | Sydney | 12-Feb |
| 2.11.65 | | Elise Abood | Q | 250392 | 2 | Brisbane | 20-Oct |
| 2.11.74 | | Rebel Hendrie | W | 020288 | 5 | Adelaide | 1-Apr |
| 2.11.86 | | Monique Hollick | W | 081289 | 3 | Sydney | 9-Dec |
| 2.11.87 | | Anneli Uys | V | 110887 | 7h | Sydney | 4-Feb |
| 2.12.00 | | Tammy Martin | Q | | 3 | Brisbane | 20-Oct |
| 2.12.06 | | Alicia Keir | N | 190391 | 2 | Sydney | 10-Dec |
| 2.12.17 | | Martha Churchett | Q | 020691 | 2 | Brisbane | 18-Nov |
| 2.12.26 | | Alexandra Lavale | V | 070491 | 1 | Melbourne | 21-Jan |
| 2.12.4 | | Sarah Hall | V | 180688 | 1 | Melbourne | 4-Feb |
| 2.12.48 | | Bethany Holt | Q | 081291 | 1 | Brisbane | 20-Oct |
| 2.12.94 | | Bree McArdle | Q | 021089 | 4 | Sydney | 9-Dec |
| mixed race | | | | | | | |
| 2.11.30 | | Jasmyn Gould | Q | 130290 | mix | Gold Coast | 3-Sep |
| 2.11.85 | | Anneli Uys | V | 110887 | mix | Melbourne | 4-Mar |
| under 18 | | | | | | | |
| 2.07.15 | | Sianne Toemoe | N | 170689 | 4 | Adelaide | 1-Apr |
| 2.08.73 | | Sally Fitzgibbons | N | 191290 | 1 | Sydney | 9-Dec |
| 2.09.27 | | Lexy Gilmour | N | 290889 | 4h | Sydney | 13-Jan |
| 2.09.75 | | Selma Kajan | N | 300791 | 1h | Thessaloniki, Greece | 1-Jul |
| 2.09.95 | | Emma Walsh | N | 070689 | 1 | Sydney | 9-Dec |
| 2.09.99 | | Tina Sherratt | N | 250289 | 2 | Sydney | 9-Dec |
| 2.10.55 | | Jessica Gilfillan | Q | 100292 | 1 | Brisbane | 22-Oct |
| 2.10.7 | | Melissa Duncan | V | 300190 | 3 | Melbourne | 2-Dec |
| 2.11.0 | | Rachel Green | V | 150789 | 4 | Melbourne | 2-Dec |
| 2.11.63 | | Bridey Delaney | N | 160789 | 1 | Sydney | 12-Feb |
| 2.11.65 | | Elise Abood | Q | 250392 | 2 | Brisbane | 22-Oct |
| 2.11.86 | | Monique Hollick | W | 081289 | 3 | Sydney | 9-Dec |
| 2.12.00 | | Tammy Martin | Q | | 3 | Brisbane | 22-Oct |
| 2.12.06 | | Alicia Keir | N | 190391 | 2 | Sydney | 10-Dec |
| 2.12.17 | | Martha Churchett | Q | 020691 | 2 | Brisbane | 18-Nov |
| 2.12.26 | | Alexandra Lavale | V | 070491 | 1 | Melbourne | 21-Jan |
| 2.12.48 | | Bethany Holt | Q | 081291 | 1 | Brisbane | 20-Oct |
| 2.12.94 | | Bree McArdle | Q | 021089 | 4 | Sydney | 9-Dec |
| mixed race | | | | | | | |
| 2.11.30 | | Jasmyn Gould | Q | 130290 | mix | Gold Coast | 3-Sep |
| 1500 Metres | | | | | | | |
| 4.00.93 | | Sarah Jamieson | V | 240375 | 2 | Stockholm, Sweden | 25-Jul |
| 4.07.90 | | Benita Johnson | V | 060579 | 11 | Eugene, USA | 27-May |

| PERFORM | WIND | NAME | ASS | D.O.B. | PLACE | VENUE | DATE |
|---------|------|-----------------------|-----|--------|-------|----------------|--------|
| 4.08.42 | | Suzy Walsham | N | 221173 | 6 | Melbourne | 21-Mar |
| 4.09.93 | | Lisa Corrigan | N | 021284 | 2 | Sydney | 19-Jan |
| 4.13.63 | | Eloise Wellings | N | 091182 | 4 | Cork, Ireland | 1-Jul |
| 4.15.83 | | Donna MacFarlane | T | 180677 | 1 | Hobart | 6-Jan |
| 4.16.11 | | Erica Sigmont | V | 291182 | 4 | Osaka, Japan | 6-May |
| 4.17.18 | | Emma Rilen | N | 230383 | 2 | Canberra | 26-Jan |
| 4.18.01 | | Victoria Mitchell | V | 250482 | 3 | Hobart | 6-Jan |
| 4.18.76 | | Madeleine Heiner | N | 150587 | 5 | Hobart | 6-Jan |
| 4.18.81 | | Rebecca Forlong (NZL) | V | 100786 | 6 | Hobart | 6-Jan |
| 4.20.24 | | Zoe Buckman | A | 211288 | 5h | Beijing, China | 18-Aug |
| 4.21.74 | | Veronique Molan | N | 020683 | 3 | Sydney | 19-Jan |
| 4.22.30 | | Tiffany Bonasera | N | 080176 | 4 | Sydney | 14-Jan |
| 4.22.62 | | Emily Brichacek | A | 070790 | 3 | Canberra | 26-Jan |
| 4.23.73 | | Emily Morris | N | 231078 | 7 | Hobart | 6-Jan |
| 4.24.74 | | Katie French | N | 141186 | 1 | Sydney | 2-Dec |
| 4.24.9 | | Lisa-Jane Weightman | V | 160179 | 1 | Melbourne | 16-Mar |
| 4.25.11 | | Kate Seibold-Crosbie | V | 030475 | 5 | Canberra | 26-Jan |
| 4.25.65 | | Lara Tamsett | N | 121088 | 5 | Sydney | 3-Feb |
| 4.25.85 | | Sally Fitzgibbons | N | 191290 | 1 | Sydney | 10-Dec |
| 4.25.93 | | Chloe Tighe | N | 280990 | 2 | Melbourne | 14-Dec |
| 4.26.00 | | Anna Worland | V | 240977 | 1 | Ballarat | 16-Dec |
| 4.26.32 | | Melissa Duncan | V | 300190 | 2 | Sydney | 10-Dec |
| 4.26.35 | | Alexis McKillop | N | 091089 | 2 | Sydney | 2-Dec |
| 4.27.08 | | Sarah Salmon (GBR) | A | 090974 | 2 | Canberra | 4-Nov |
| 4.27.20 | | Jessica Gilfillan | Q | 100292 | 5 | Melbourne | 14-Dec |
| 4.27.5 | | Rachel Green | V | 150789 | 2 | Melbourne | 25-Nov |
| 4.27.52 | | Claire Doyle | N | 200291 | 1 | Sydney | 9-Dec |
| 4.27.56 | | Linden Hall | V | 290691 | 2 | Sydney | 9-Dec |
| 4.27.58 | | Brooke Simpson | N | 040687 | 1 | Adelaide | 2-Apr |
| 4.27.76 | | Lexy Gilmour | N | 290889 | 1 | Sydney | 10-Dec |
| 4.28.04 | | Kristy Willis | S | 071176 | 1 | Adelaide | 9-Dec |
| 4.28.98 | | Bree McArdle | Q | 021089 | 4 | Brisbane | 26-Oct |
| 4.29.11 | | Lucy Starrat | N | 040290 | 6 | Sydney | 3-Feb |
| 4.29.37 | | Sophie Dickson | V | 061082 | 8 | Sydney | 3-Feb |
| 4.29.72 | | Genevieve Lacaze | Q | 040889 | 3 | Sydney | 10-Dec |
| 4.30.59 | | Marnie Ponton | A | 160384 | 3 | Canberra | 4-Nov |
| 4.31.2 | | Sarah Lofts | V | 060583 | 3 | Melbourne | 25-Nov |
| 4.31.24 | | Karina Fyfe | T | 100289 | 1 | Hobart | 5-Mar |
| 4.31.52 | | Selma Kajan | N | 300791 | 3 | Sydney | 9-Dec |
| 4.32.2 | | Paige Graham | S | 080889 | 1 | Adelaide | 4-Nov |
| 4.32.44 | | Ashleigh Gentle | Q | 250291 | 4 | Sydney | 9-Dec |
| 4.32.57 | | Nikki Donnelly | S | 101185 | 1 | Adelaide | 14-Jan |

AUSTRALIAN RANKINGS LIST – JAN 1 TO DEC 31, 2006 (CONTINUED)

| PERFORM | WIND | NAME | ASS | D.O.B. | PLACE | VENUE | DATE |
|-------------------|------|-------------------|-----|--------|-------|----------------|--------|
| 4.32.89 | | Georgia Kaidonis | S | 250487 | 1 | Adelaide | 14-Jan |
| 4.33.31 | | Jenny Conder | N | 051089 | 1 | Sydney | 30-Sep |
| 4.33.5 | | Fiona Nash | V | 230387 | 2 | Melbourne | 2-Nov |
| 4.33.72 | | Rebecca Lowe | N | 150988 | 1 | Sydney | 30-Sep |
| 4.33.8 | | Elise Clayton | V | 281090 | 4 | Melbourne | 25-Nov |
| 4.33.9 | | Martine Daniliuc | V | 300679 | 2 | Melbourne | 7-Dec |
| 4.33.95 | | Rebecca Kozien | S | 070484 | 1 | Adelaide | 4-Feb |
| 4.34.05 | | Tina Sherrett | N | 250289 | 1 | Sydney | 13-Jan |
| 4.34.54 | | Nikki Chapple | V | 090281 | 6 | Stanford, USA | 31-Mar |
| 4.34.61 | | Samantha Carberry | V | 250491 | 5 | Sydney | 9-Dec |
| mixed race | | | | | | | |
| 4.19.96 | | Zoe Buckman | A | 211288 | mix | Canberra | 18-Nov |
| 4.22.87 | | Lara Tamsett | N | 121088 | mix | Gold Coast | 5-Aug |
| 4.27.98 | | Lucy Starrat | N | 040290 | mix | Gold Coast | 6-Aug |
| 4.28.02 | | Alicia Tye-Smith | V | 100680 | mix | Melbourne | 11-Feb |
| 4.33.40 | | Debbie Savage | N | 180280 | mix | Canberra | 3-Jan |
| under 20 | | | | | | | |
| 4.18.76 | | Madeleine Heiner | N | 150587 | 5 | Hobart | 6-Jan |
| 4.20.24 | | Zoe Buckman | A | 211288 | 5h | Beijing, China | 18-Aug |
| 4.22.62 | | Emily Brichacek | A | 070790 | 3 | Canberra | 26-Jan |
| 4.25.65 | | Lara Tamsett | N | 121088 | 5 | Sydney | 3-Feb |
| 4.25.85 | | Sally Fitzgibbons | N | 191290 | 1 | Sydney | 10-Dec |
| 4.25.93 | | Chloe Tighe | N | 280990 | 2 | Melbourne | 14-Dec |
| 4.26.32 | | Melissa Duncan | V | 300190 | 2 | Sydney | 10-Dec |
| 4.26.35 | | Alexis McKillop | N | 091089 | 2 | Sydney | 2-Dec |
| 4.27.20 | | Jessica Gilfillan | Q | 100292 | 5 | Melbourne | 14-Dec |
| 4.27.5 | | Rachel Green | V | 150789 | 2 | Melbourne | 25-Nov |
| 4.27.52 | | Claire Doyle | N | 200291 | 1 | Sydney | 9-Dec |
| 4.27.56 | | Linden Hall | V | 290691 | 2 | Sydney | 9-Dec |
| 4.27.58 | | Brooke Simpson | N | 040687 | 1 | Adelaide | 2-Apr |
| 4.27.76 | | Lexy Gilmour | N | 290889 | 1 | Sydney | 10-Dec |
| 4.29.11 | | Lucy Starrat | N | 040290 | 6 | Sydney | 3-Feb |
| 4.29.72 | | Genevieve Lacaze | Q | 040889 | 3 | Sydney | 10-Dec |
| 4.31.24 | | Karinna Fyfe | T | 100289 | 1 | Hobart | 5-Mar |
| 4.31.52 | | Selma Kajan | N | 300791 | 3 | Sydney | 9-Dec |
| 4.32.2 | | Paige Graham | S | 080889 | 1 | Adelaide | 4-Nov |
| 4.32.44 | | Ashleigh Gentle | Q | 250291 | 4 | Sydney | 9-Dec |
| 4.33.8 | | Elise Clayton | V | 281090 | 4 | Melbourne | 25-Nov |
| 4.34.05 | | Tina Sherrett | N | 250289 | 1 | Sydney | 13-Jan |
| 4.34.11 | | Jenny Conder | N | 051089 | 5 | Sydney | 19-Jan |
| 4.34.61 | | Samantha Carberry | V | 250491 | 5 | Sydney | 9-Dec |
| 4.34.8 | | Alexandra Lavale | V | 070491 | 3 | Melbourne | 2-Nov |
| mixed race | | | | | | | |
| 4.27.98 | | Lucy Starrat | N | 040290 | mix | Gold Coast | 6-Aug |
| 1 Mile | | | | | | | |
| 4.29.15 | | Sara Jamieson | V | 240375 | 1 | Melbourne | 18-Feb |
| 4.31.08 | | Lisa Corrigan | N | 021284 | 2 | Melbourne | 18-Feb |
| 4.31.88 | | Melissa Rollison | Q | 130483 | 3 | Melbourne | 18-Feb |
| 4.32.61 | | Benita Johnson | V | 060579 | 4 | Melbourne | 18-Feb |
| 4.34.37 | | Donna MacFarlane | T | 180677 | 5 | Melbourne | 18-Feb |
| 4.38.05 | | Victoria Mitchell | V | 250482 | 6 | Melbourne | 18-Feb |
| 4.41.89 | | Madeline Heiner | N | 150587 | 7 | Melbourne | 18-Feb |
| 4.56.36 | | Margie Atthow | Q | 141184 | 2 | Brisbane | 7-May |
| 4.56.91 | | Daina Surka | Q | 180485 | 3 | Brisbane | 7-May |

| PERFORM | WIND | NAME | ASS | D.O.B. | PLACE | VENUE | DATE |
|-------------------|------|-------------------|-----|--------|-------|------------|--------|
| 4.34.61 | | Samantha Carberry | V | 250491 | 5 | Sydney | 9-Dec |
| 4.34.8 | | Alexandra Lavale | V | 070491 | 3 | Melbourne | 2-Nov |
| 4.35.27 | | Sarah Hall | V | 180688 | 7 | Melbourne | 19-Feb |
| mixed race | | | | | | | |
| 4.19.96 | | Zoe Buckman | A | 211288 | mix | Canberra | 18-Nov |
| 4.22.87 | | Lara Tamsett | N | 121088 | mix | Gold Coast | 5-Aug |
| 4.27.98 | | Lucy Starrat | N | 040290 | mix | Gold Coast | 6-Aug |
| under 18 | | | | | | | |
| 4.22.62 | | Emily Brichacek | A | 070790 | 3 | Canberra | 26-Jan |
| 4.25.85 | | Sally Fitzgibbons | N | 191290 | 1 | Sydney | 10-Dec |
| 4.25.93 | | Chloe Tighe | N | 280990 | 1 | Melbourne | 14-Dec |
| 4.26.32 | | Melissa Duncan | V | 300190 | 2 | Sydney | 10-Dec |
| 4.26.35 | | Alexis McKillop | N | 091089 | 2 | Sydney | 2-Dec |
| 4.27.20 | | Jessica Gilfillan | Q | 100292 | 5 | Melbourne | 14-Dec |
| 4.27.5 | | Rachel Green | V | 150789 | 2 | Melbourne | 25-Nov |
| 4.27.52 | | Claire Doyle | N | 200291 | 1 | Sydney | 9-Dec |
| 4.27.56 | | Linden Hall | V | 290691 | 2 | Sydney | 9-Dec |
| 4.27.76 | | Lexy Gilmour | N | 290889 | 1 | Sydney | 10-Dec |
| 4.29.11 | | Lucy Starrat | N | 040290 | 6 | Sydney | 3-Feb |
| 4.29.72 | | Genevieve Lacaze | Q | 040889 | 3 | Sydney | 10-Dec |
| 4.31.24 | | Karinna Fyfe | T | 100289 | 1 | Hobart | 5-Mar |
| 4.31.52 | | Selma Kajan | N | 300791 | 3 | Sydney | 9-Dec |
| 4.32.2 | | Paige Graham | S | 080889 | 1 | Adelaide | 4-Nov |
| 4.32.44 | | Ashleigh Gentle | Q | 250291 | 4 | Sydney | 9-Dec |
| 4.33.8 | | Elise Clayton | V | 281090 | 4 | Melbourne | 25-Nov |
| 4.34.05 | | Tina Sherrett | N | 250289 | 1 | Sydney | 13-Jan |
| 4.34.11 | | Jenny Conder | N | 051089 | 5 | Sydney | 19-Jan |
| 4.34.61 | | Samantha Carberry | V | 250491 | 5 | Sydney | 9-Dec |
| 4.34.8 | | Alexandra Lavale | V | 070491 | 3 | Melbourne | 2-Nov |
| mixed race | | | | | | | |
| 4.27.98 | | Lucy Starrat | N | 040290 | mix | Gold Coast | 6-Aug |
| 1 Mile | | | | | | | |
| 4.29.15 | | Sara Jamieson | V | 240375 | 1 | Melbourne | 18-Feb |
| 4.31.08 | | Lisa Corrigan | N | 021284 | 2 | Melbourne | 18-Feb |
| 4.31.88 | | Melissa Rollison | Q | 130483 | 3 | Melbourne | 18-Feb |
| 4.32.61 | | Benita Johnson | V | 060579 | 4 | Melbourne | 18-Feb |
| 4.34.37 | | Donna MacFarlane | T | 180677 | 5 | Melbourne | 18-Feb |
| 4.38.05 | | Victoria Mitchell | V | 250482 | 6 | Melbourne | 18-Feb |
| 4.41.89 | | Madeline Heiner | N | 150587 | 7 | Melbourne | 18-Feb |
| 4.56.36 | | Margie Atthow | Q | 141184 | 2 | Brisbane | 7-May |
| 4.56.91 | | Daina Surka | Q | 180485 | 3 | Brisbane | 7-May |

AUSTRALIAN RANKINGS LIST – JAN 1 TO DEC 31, 2006 (CONTINUED)

| PERFORM | WIND | NAME | ASS | D.O.B. | PLACE | VENUE | DATE |
|--------------------|------|----------------------|-----|--------|-------|----------------|--------|
| 4.57.81 | | Nikki Chapple | V | 090281 | 7 | Conway, USA | 18-Mar |
| 4.58.63 | | Anna Worland | V | 081278 | 4 | Brisbane | 7-May |
| mixed race | | | | | | | |
| 4.44.85 | | Emily Brichacek | A | 070790 | mix | Canberra | 17-Jan |
| 4.55.55 | | Sarah Salmon (GBR) | A | 090974 | mix | Canberra | 17-Jan |
| 3000 Metres | | | | | | | |
| 8.41.78 | | Eloise Wellings | N | 091182 | 4 | Athens, Greece | 16-Sep |
| 8.50.65 | | Donna MacFarlane | T | 180677 | 1 | Melbourne | 9-Mar |
| 8.54.86 | | Melissa Rollison | Q | 130483 | 4 | Melbourne | 9-Mar |
| 8.54.93 | | Benita Johnson | V | 060579 | 2 | Cork, Ireland | 1-Jul |
| 8.58.42 | | Victoria Mitchell | V | 250482 | 5 | Melbourne | 9-Mar |
| 8.58.93 | | Anna Thompson | V | 111276 | 6 | Melbourne | 9-Mar |
| 9.00.34 | | Lisa Corrigan | N | 021284 | 1 | Sydney | 11-Nov |
| 9.06.41 | | Emily Brichacek | A | 070790 | 2 | Sydney | 11-Nov |
| 9.21.53 | | Lisa-Jane Weightman | V | 160179 | 1 | Melbourne | 11-Nov |
| 9.25.13 | | Lara Tamsett | N | 121088 | 11 | Beijing, China | 19-Aug |
| 9.27.37 | | Tiffany Bonasera | N | 080176 | 1 | Sydney | 7-Jan |
| 9.29.58 | | Lucy Starrat | N | 260488 | 1 | Sydney | 4-Mar |
| 9.35.7 | | Sarah Lofts | V | 060583 | 2 | Melbourne | 18-Nov |
| 9.37.64 | | Lexy Gilmour | N | 290889 | 1 | Melbourne | 14-Dec |
| 9.37.69 | | Susan Michelsson | V | 290272 | 11 | Melbourne | 9-Mar |
| 9.38.74 | | Genevieve Lacaze | Q | 040889 | 2 | Melbourne | 14-Dec |
| 9.38.97 | | Madeleine Heiner | N | 150587 | 1 | Canberra | 26-Jan |
| 9.39.39 | | Rachel Green | V | 150789 | 3 | Melbourne | 14-Dec |
| 9.40.60 | | Melissa Duncan | V | 300190 | 1 | Sydney | 8-Dec |
| 9.40.86 | | Kristy Willis | S | 071176 | 1 | Adelaide | 2-Dec |
| 9.41.24 | | Fiona Nash | V | 230387 | 4 | Melbourne | 14-Dec |
| 9.41.54 | | Ashleigh Gentle | Q | 250291 | 1 | Sydney | 8-Dec |
| 9.41.60 | | Alexis McKillop | N | 091089 | 1 | Sydney | 16-Dec |
| 9.41.71 | | Katie French | N | 141186 | 1 | Sydney | 16-Dec |
| 9.42.37 | | Linden Hall | V | 290691 | 5 | Melbourne | 14-Dec |
| 9.43.47 | | Grace Thek | V | 041191 | 2 | Sydney | 8-Dec |
| 9.43.64 | | Eliza Stewart | N | 081187 | 2 | Sydney | 4-Mar |
| 9.43.80 | | Bridey Delaney | N | 160789 | 6 | Melbourne | 14-Dec |
| 9.45.62 | | Chloe Tighe | N | 280990 | 2 | Sydney | 8-Dec |
| 9.46.5 | | Kate Seibold-Crosbie | V | 030475 | 12 | Melbourne | 9-Mar |
| 9.46.92 | | Elise Clayton | V | 281090 | 7 | Melbourne | 14-Dec |
| 9.48.33 | | Claire Doyle | N | 200291 | 4 | Sydney | 11-Nov |
| 9.51.32 | | Karinna Fyfe | T | 100289 | 3 | Sydney | 8-Dec |
| 9.51.34 | | Danniell McKenzie | Q | | 1 | Brisbane | 10-Nov |
| 9.51.73 | | Samantha Carberry | V | 250491 | 8 | Melbourne | 14-Dec |

| PERFORM | WIND | NAME | ASS | D.O.B. | PLACE | VENUE | DATE |
|-------------------|------|---------------------|-----|--------|-------|----------------|--------|
| 9.52.97 | | Celia Sullohern | N | 050792 | 2 | Sydney | 16-Dec |
| 9.53.50 | | Jenny Truscott | N | 090277 | 7 | Sydney | 11-Nov |
| 9.54.11 | | Rebecca Kozien | S | 070484 | 2 | Adelaide | 2-Dec |
| 9.55.20 | | Rebecca Lowe | N | 150988 | 1 | Sydney | 1-Oct |
| 9.55.93 | | Belinda Wilsher | N | 210484 | 3 | Sydney | 7-Jan |
| 9.56.27 | | Georgia Kaidonis | S | 250487 | 1 | Adelaide | 11-Jan |
| 9.56.81 | | Lauren McKillop | N | 171290 | 8 | Sydney | 11-Nov |
| mixed race | | | | | | | |
| 9.13.9 | | Lisa-Jane Weightman | V | 160179 | mix | Melbourne | 7-Dec |
| 9.29.94 | | Jessica Gilfillan | Q | 100292 | mix | Gold Coast | 22-Sep |
| 9.37.78 | | Sarah Salmon (GBR) | A | 090974 | mix | Canberra | 28-Oct |
| 9.45.9 | | Rebecca Kozien | S | 070484 | mix | Adelaide | 15-Feb |
| under 20 | | | | | | | |
| 9.06.41 | | Emily Brichacek | A | 070790 | 2 | Sydney | 11-Nov |
| 9.25.13 | | Lara Tamsett | N | 121088 | 11 | Beijing, China | 19-Aug |
| 9.29.58 | | Lucy Starrat | N | 260488 | 1 | Sydney | 4-Mar |
| 9.37.64 | | Lexy Gilmour | N | 290889 | 1 | Melbourne | 14-Dec |
| 9.38.74 | | Genevieve Lacaze | Q | 040889 | 2 | Melbourne | 14-Dec |
| 9.38.97 | | Madeleine Heiner | N | 150587 | 1 | Canberra | 26-Jan |
| 9.39.39 | | Rachel Green | V | 150789 | 3 | Melbourne | 14-Dec |
| 9.41.24 | | Fiona Nash | V | 230387 | 4 | Melbourne | 14-Dec |
| 9.41.54 | | Ashleigh Gentle | Q | 250291 | 1 | Sydney | 8-Dec |
| 9.41.60 | | Alexis McKillop | N | 091089 | 1 | Sydney | 16-Dec |
| 9.42.37 | | Linden Hall | V | 290691 | 5 | Melbourne | 14-Dec |
| 9.43.47 | | Grace Thek | V | 041191 | 2 | Sydney | 8-Dec |
| 9.43.64 | | Eliza Stewart | N | 081187 | 2 | Sydney | 4-Mar |
| 9.43.80 | | Bridey Delaney | N | 160789 | 6 | Melbourne | 14-Dec |
| 9.46.92 | | Elise Clayton | V | 281090 | 7 | Melbourne | 14-Dec |
| 9.48.33 | | Claire Doyle | N | 200291 | 4 | Sydney | 11-Nov |
| 9.48.48 | | Chloe Tighe | N | 280990 | 5 | Sydney | 11-Nov |
| 9.51.32 | | Karinna Fyfe | T | 100289 | 3 | Sydney | 8-Dec |
| 9.51.34 | | Danniell McKenzie | Q | | 1 | Brisbane | 10-Nov |
| 9.51.73 | | Samantha Carberry | V | 250491 | 8 | Melbourne | 14-Dec |
| 9.52.97 | | Celia Sullohern | N | 050792 | 2 | Sydney | 16-Dec |
| 9.55.20 | | Rebecca Lowe | N | 150988 | 1 | Sydney | 1-Oct |
| 9.56.27 | | Georgia Kaidonis | S | 250487 | 1 | Adelaide | 11-Jan |
| 9.56.81 | | Lauren McKillop | N | 171290 | 8 | Sydney | 11-Nov |
| mixed race | | | | | | | |
| 9.29.94 | | Jessica Gilfillan | Q | 100292 | mix | Gold Coast | 6-Oct |
| under 18 | | | | | | | |
| 9.06.41 | | Emily Brichacek | A | 070790 | 2 | Sydney | 11-Nov |
| 9.37.64 | | Lexy Gilmour | N | 290889 | 1 | Melbourne | 14-Dec |

AUSTRALIAN RANKINGS LIST – JAN 1 TO DEC 31, 2006 (CONTINUED)

| PERFORM | WIND | NAME | ASS | D.O.B. | PLACE | VENUE | DATE |
|---------|------|-------------------|-----|--------|-------|-----------|--------|
| 9.38.74 | | Genevieve Lacaze | Q | 040889 | 2 | Melbourne | 14-Dec |
| 9.39.39 | | Rachel Green | V | 150789 | 3 | Melbourne | 14-Dec |
| 9.41.54 | | Ashleigh Gentle | Q | 250291 | 1 | Sydney | 8-Dec |
| 9.41.60 | | Alexis McKillop | N | 091089 | 1 | Sydney | 16-Dec |
| 9.42.37 | | Linden Hall | V | 290691 | 5 | Melbourne | 14-Dec |
| 9.43.47 | | Grace Thek | V | 041191 | 2 | Sydney | 8-Dec |
| 9.43.80 | | Bridey Delaney | N | 160789 | 6 | Melbourne | 14-Dec |
| 9.46.92 | | Elise Clayton | V | 281090 | 7 | Melbourne | 14-Dec |
| 9.48.33 | | Claire Doyle | N | 200291 | 4 | Sydney | 11-Nov |
| 9.48.48 | | Chloe Tighe | N | 280990 | 5 | Sydney | 11-Nov |
| 9.51.73 | | Samantha Carberry | V | 250491 | 8 | Melbourne | 14-Dec |
| 9.52.97 | | Celia Sullohern | N | 050792 | 2 | Sydney | 16-Dec |
| 9.54.00 | | Karina Fyfe | T | 100289 | 1 | Hobart | 5-Mar |
| 9.56.81 | | Lauren McKillop | N | 171290 | 8 | Sydney | 11-Nov |

mixed race

| | | | | | | | |
|---------|--|-------------------|---|--------|-----|------------|-------|
| 9.29.94 | | Jessica Gilfillan | Q | 100292 | mix | Gold Coast | 6-Oct |
|---------|--|-------------------|---|--------|-----|------------|-------|

5000 Metres

| | | | | | | | |
|-----------|--|---------------------|---|--------|----|---------------------|--------|
| 14.54.11 | | Eloise Wellings | N | 091182 | 6 | Zurich, Switzerland | 18-Aug |
| 15.02.90 | | Sarah Jamieson | V | 240375 | 5 | Melbourne | 24-Mar |
| 15.13.46 | | Benita Johnson | V | 060579 | 9 | Liege, Belgium | 19-Jul |
| 15.36.15 | | Victoria Mitchell | V | 250482 | 2 | Sydney | 19-Jan |
| 15.43.46 | | Kerryn McCann | N | 020567 | 3 | Sydney | 19-Jan |
| 15.44.24 | | Sonia O'Sullivan | V | 281169 | 2 | Sydney | 4-Feb |
| 15.45.46 | | Emma Rilen | N | 230383 | 2 | Melbourne | 17-Feb |
| 15.46..64 | | Anna Thompson | V | 111276 | 3 | Melbourne | 17-Feb |
| 16.06.48 | | Haley McGregor | V | 270579 | 5 | Sydney | 19-Jan |
| 16.07.18 | | Lisa-Jane Weightman | V | 160179 | 1 | Geelong | 2-Dec |
| 16.17.96 | | Tiffany Bonasera | N | 080176 | 4 | Sydney | 4-Feb |
| 16.25.67 | | Kate Smyth | V | 220972 | 6 | Melbourne | 17-Feb |
| 16.43.61 | | Eliza Stewart | N | 081187 | 2 | Geelong | 2-Dec |
| 16.44.92 | | Susan Michelsson | V | 290272 | 8 | Melbourne | 17-Feb |
| 16.46.88 | | Kristy Villis | S | 071176 | 1 | Adelaide | 11-Jan |
| 16.55.15 | | Melinda Vernon | N | 270985 | 1 | Mingara | 22-Jan |
| 16.56.66 | | Jane Mudge | S | 210478 | 2 | Adelaide | 11-Jan |
| 16.59.03 | | Katie French | N | 141186 | 1 | Sydney | 25-Nov |
| 16.59.83 | | Lauren Shelley | W | 021276 | 9 | Melbourne | 17-Feb |
| 17.00.71 | | Rebecca Koziem | S | 070484 | 3 | Adelaide | 11-Jan |
| 17.05.98 | | Lara Tamsett | N | 121088 | 8 | Sydney | 19-Jan |
| 17.08.05 | | Robyn Millard | V | 201072 | 10 | Melbourne | 17-Feb |
| 17.08.96 | | Melissa Leckie | S | | 1 | Adelaide | 4-Nov |
| 17.12.87 | | Tara Palm | S | 280785 | 4 | Adelaide | 11-Jan |

| PERFORM | WIND | NAME | ASS | D.O.B. | PLACE | VENUE | DATE |
|----------|------|------------------|-----|--------|-------|-----------|--------|
| 17.15.44 | | Rachel Gibney | V | 040872 | 11 | Melbourne | 17-Feb |
| 17.16.38 | | Belinda Wilsher | N | 210484 | 10 | Sydney | 19-Jan |
| 17.18.31 | | Kylie Dick | V | 291075 | 12 | Melbourne | 17-Feb |
| 17.20.65 | | Kathryn Archbold | N | 030486 | 11 | Sydney | 19-Jan |
| 17.29.73 | | Clare Geraghty | Q | 150586 | 1 | Brisbane | 19-Jan |
| 17.29.98 | | Rebecca Lowe | N | 150988 | 12 | Sydney | 19-Jan |
| 17.35.47 | | Sarah Grahame | V | 160989 | 14 | Melbourne | 17-Feb |
| 17.37.85 | | Jenny Truscott | N | 090277 | 2 | Sydney | 25-Nov |
| 17.41.39 | | Maryann Murray | V | 201069 | 15 | Melbourne | 17-Feb |
| 17.42.37 | | Josie Gellert | V | 261186 | 3 | Adelaide | 1-Apr |
| 17.45.05 | | Helen Stanton | Q | 291272 | 2 | Brisbane | 19-Jan |
| 17.46.69 | | Jenny Wickham | N | 220475 | 3 | Sydney | 25-Nov |
| 17.55.17 | | Ruth Barton | V | 011174 | 16 | Melbourne | 17-Feb |
| 17.57.95 | | Grace Thek | V | 041191 | 1 | Melbourne | 19-Feb |

mixed race

| | | | | | | | |
|----------|--|-----------------|---|--------|-----|-----------|--------|
| 17.12.4 | | Grace Thek | V | 041191 | mix | Melbourne | 25-Nov |
| 17.41.9 | | Claire Ashworth | S | 211185 | mix | Adelaide | 8-Feb |
| 17.57.03 | | Kylie Dick | V | 291075 | mix | Melbourne | 19-Jan |

indoors

| | | | | | | | |
|----------|--|---------------|---|--------|---|-----------|--------|
| 16.55.68 | | Nikki Chapple | V | 090281 | 9 | Ames, USA | 10-Feb |
|----------|--|---------------|---|--------|---|-----------|--------|

under 20

| | | | | | | | |
|----------|--|---------------|---|--------|----|-----------|--------|
| 16.43.61 | | Eliza Stewart | N | 081187 | 2 | Geelong | 2-Dec |
| 17.05.98 | | Lara Tamsett | N | 121088 | 8 | Sydney | 19-Jan |
| 17.29.98 | | Rebecca Lowe | N | 150988 | 12 | Sydney | 19-Jan |
| 17.35.47 | | Sarah Grahame | V | 160989 | 14 | Melbourne | 17-Feb |
| 17.57.95 | | Grace Thek | V | 041191 | 1 | Melbourne | 19-Feb |

mixed race

| | | | | | | | |
|---------|--|------------|---|--------|-----|-----------|--------|
| 17.12.4 | | Grace Thek | V | 041191 | mix | Melbourne | 25-Nov |
|---------|--|------------|---|--------|-----|-----------|--------|

10,000 Metres

| | | | | | | | |
|----------|--|---------------------|---|--------|---|-------------------|--------|
| 31.14.80 | | Benita Johnson | V | 060579 | 2 | Helsinki, Finland | 26-Jul |
| 32.27.74 | | Anna Thompson | V | 111276 | 5 | Melbourne | 21-Mar |
| 33.01.19 | | Kerryn McCann | N | 020567 | 2 | Sydney | 2-Feb |
| 33.25.90 | | Lisa-Jane Weightman | V | 160179 | 2 | Melbourne | 14-Dec |
| 33.51.42 | | Susan Michelsson | V | 290272 | 4 | Inglewood, NZL | 21-Jan |
| 33.51.65 | | Haley McGregor | V | 270579 | 4 | Sydney | 2-Feb |
| 33.59.61 | | Lauren Shelley | W | 021276 | 3 | Melbourne | 14-Dec |
| 34.20.65 | | Kate Smyth | V | 220972 | 6 | Sydney | 2-Feb |
| 34.29.83 | | Kristy Villis | S | 071176 | 4 | Melbourne | 14-Dec |
| 34.36.79 | | Eliza Stewart | N | 081187 | 5 | Melbourne | 14-Dec |
| 35.29.39 | | Jenny Gillard | T | 110171 | 6 | Melbourne | 14-Dec |
| 36.01.84 | | Melinda Vernon | N | 270985 | 9 | Sydney | 2-Feb |

AUSTRALIAN RANKINGS LIST – JAN 1 TO DEC 31, 2006 (CONTINUED)

| PERFORM | WIND | NAME | ASS | D.O.B. | PLACE | VENUE | DATE |
|-------------------|------|-------------------|-----|--------|-------|-----------|--------|
| 36.18.28 | | Robyn Millard | V | 201072 | 7 | Melbourne | 14-Dec |
| 36.20.90 | | Jenny Truscott | N | 090277 | 8 | Melbourne | 14-Dec |
| 36.55.57 | | Sarah Grahame | V | 160989 | 9 | Melbourne | 14-Dec |
| 37.07.88 | | Lisa Dick | V | 260968 | 10 | Melbourne | 14-Dec |
| 37.16.63 | | Greta Truscott | N | | 11 | Melbourne | 14-Dec |
| 37.19.96 | | Tara Palm | S | 280785 | 1 | Adelaide | 20-Dec |
| 38.00.99 | | Lee-Anne Turner | S | 290967 | 2 | Adelaide | 20-Dec |
| 38.57.02 | | Jackelyn Prentice | S | | 3 | Adelaide | 20-Dec |
| 39.00.04 | | Vicki Freeborn | S | | 4 | Adelaide | 20-Dec |
| 39.07.38 | | Ruth Barton | V | 011174 | 1 | Ballarat | 29-Jan |
| 39.39.58 | | Michelle Hawkes | V | 290674 | 2 | Ballarat | 29-Jan |
| mixed race | | | | | | | |
| 36.05.20 | | Clare Geraghty | Q | 150586 | mix | Brisbane | 13-Oct |
| 37.32.30 | | Lee-Anne Turner | S | 290967 | mix | Adelaide | 1-Mar |
| 37.48.0 | | S.O'Dea | W | | mix | Perth | 1-Dec |

Half Marathon

| | | | | | | | |
|-----------|--|-----------------------|----|--------|----|-------------------|--------|
| 1:09.43.0 | | Benita Johnson | V | 060579 | 2 | New York, USA | 27-Aug |
| 1:12.54.0 | | Lisa-Jane Weightman | V | 160179 | 2 | Gold Coast | 2-Jul |
| 1:13.03.0 | | Kate Smyth | V | 220972 | 1 | Christchurch, NZL | 4-Jun |
| 1:13.32.0 | | Anna Thompson | V | 111276 | 6 | Gold Coast | 2-Jul |
| 1:14.05.0 | | Kerryn McCann | N | 020567 | 2 | Capetown, RSA | 15-Apr |
| 1:14.47.0 | | Lauren Shelley | W | 021276 | 7 | Gold Coast | 2-Jul |
| 1:14.56.0 | | Clare Geraghty | Q | 150586 | 8 | Gold Coast | 2-Jul |
| 1:16.08.0 | | Robyn Millard | V | 201072 | 9 | Gold Coast | 2-Jul |
| 1:16.24.0 | | Helen Stanton | Q | 291272 | 2 | Noosa | 20-Aug |
| 1:17.35.0 | | Melinda Vernon | N | 270985 | 3 | Sydney | 21-May |
| 1:17.48.0 | | Jenny Gillard | T | 110171 | 4 | Sydney | 21-May |
| 1:17.53.0 | | Naomi Warner | | 140775 | 8 | Milan, Italy | 2-Apr |
| 1:17.53.0 | | Kylie Dick | V | 291075 | 2 | Melbourne | 8-Oct |
| 1:18.29.0 | | Eliza Mayer | NT | | 3 | Melbourne | 8-Oct |
| 1:18.44.0 | | Lisa Dick | V | 260968 | 11 | Gold Coast | 2-Jul |
| 1:19.17.0 | | Glenda Banaghan | Q | 270264 | 4 | Noosa | 20-Aug |
| 1:19.19.0 | | Nadelle Legge | V | 130873 | 5 | Melbourne | 8-Oct |
| 1:20.00.0 | | Susan Michelsson | V | 290272 | 1 | Melbourne | 18-Jun |
| 1:20.12.0 | | Jenny Truscott | N | 090277 | 5 | Sydney | 21-May |
| 1:20.22.0 | | Joy Terry | A | 130468 | 1 | Canberra | 14-May |
| 1:20.27.0 | | Karen Thorp (GBR) | V | 011276 | 2 | Melbourne | 18-Jun |
| 1:20.38.0 | | Jenny Wickham | N | 220475 | 6 | Sydney | 21-May |
| 1:20.53.0 | | Courtney McLennan | Q | | 14 | Gold Coast | 2-Jul |
| 1:20.54.0 | | Karen Natoli | V | | 2 | Melbourne | 3-Sep |
| 1:21.01.0 | | Magda Karimali-Poulos | N | 081073 | 7 | Sydney | 21-May |

| PERFORM | WIND | NAME | ASS | D.O.B. | PLACE | VENUE | DATE |
|---------------------|------|-------------------------|-----|--------|-------|-------------------|--------|
| Marathon | | | | | | | |
| 2:22.36.0 | | Benita Johnson | V | 060579 | 3 | Chicago, USA | 22-Oct |
| 2:30.54.0 | | Kerryn McCann | N | 020567 | 1 | Melbourne | 19-Mar |
| 2:33.39.0 | | Kate Smyth | V | 220972 | 14 | Chicago, USA | 22-Oct |
| 2:39.13.0 | | Lauren Shelley | W | 021276 | 8 | Melbourne | 19-Mar |
| 2:41.06.0 | | Jenny Hindmarsh-Gillard | T | 110171 | 1 | Gold Coast | 2-Jul |
| 2:44.11.0 | | Helen Stanton | Q | 291272 | 2 | Gold Coast | 2-Jul |
| 2:45.42.0 | | Emma Murray | A | | 2 | Canberra | 9-Apr |
| 2:48.51.0 | | Kylie Dick | V | 291075 | 5 | Gold Coast | 2-Jul |
| 2:49.03.0 | | Magda Karimali-Poulos | N | 081073 | 9 | Nagano, Japan | 16-Apr |
| 2:49.22.0 | | Jenny Wickham | N | 220475 | 6 | Gold Coast | 2-Jul |
| 2:52.33.0 | | Eliza Mayer | NT | | 7 | Gold Coast | 2-Jul |
| 2:53.06.0 | | Karen Natoli | V | 1 | | Melbourne | 8-Oct |
| 2:53.15.0 | | Nadelle Legge | V | 130873 | 1 | Noumea, New Caled | 20-Aug |
| 2:54.07.0 | | Kate Seibold-Crosbie | V | 030475 | 1 | Christchurch, NZL | 4-Jun |
| 2:54.49.0 | | Verity Tolhurst | Q | 101166 | 4 | Sydney | 17-Sep |
| 2:55.16.0 | | Belinda Dennett | V | 281173 | 8 | Gold Coast | 2-Jul |
| 2:55.26.0 | | Kristen Wyatt | V | 161178 | 2 | Osaka, Japan | 19-Feb |
| 2:55.52.0 | | Glenda Banaghan | Q | 270264 | 9 | Gold Coast | 2-Jul |
| 2:56.16.0 | | Catlin De Santi | V | | 2 | Melbourne | 8-Oct |
| 2:57.10.0 | | Tina Major | W | | 1 | Perth | 2-Jul |
| 2:57.32.0 | | Siri Terjesen | Q | | 11 | Gold Coast | 2-Jul |
| 2:58.25.0 | | Stacey Van Dueren | V | | 3 | Melbourne | 8-Oct |
| 2:58.35.0 | | Leisa Smith | V | | 4 | Melbourne | 8-Oct |
| 2:58.48.0 | | Kirra Rankin | A | 211179 | 5 | Canberra | 9-Apr |
| 2:59.45.0 | | Jenny Truscott | N | 090277 | 25 | Berlin, Germany | 24-Sep |
| 2:59.54.0 | | Karlee Ryles | Q | | 12 | Gold Coast | 2-Jul |
| 3:00.30.0 | | Lotty Baldrey | V | | 5 | Melbourne | 8-Oct |
| 3:00.50.0 | | Sue Thompson | N | 030568 | 13 | Gold Coast | 2-Jul |
| 3:01.05.0 | | Isobel Bespalov | V | | 6 | Melbourne | 8-Oct |
| 3:01.19.0 | | Julie McNamara | V | | 7 | Melbourne | 8-Oct |
| 3:01.27.0 | | Robyn Roocke | S | | 14 | Gold Coast | 2-Jul |
| 3:02.28.0 | | Suzanne Kelly | N | | 6 | Canberra | 9-Apr |
| 3:03.28.0 | | Samantha Flanders | V | | 8 | Melbourne | 8-Oct |
| 3:04.44.0 | | Kirsten Molloy | N | | 5 | Sydney | 17-Sep |
| 3:04.50.0 | | Johanna Parsons | N | | 2 | Sydney | 30-Jul |
| 3:04.58.0 | | Deborah Hutchison | Q | | 17 | Gold Coast | 2-Jul |
| 3:05.17.0 | | Sharon Harrison | N | 180968 | 18 | Gold Coast | 2-Jul |
| 3:05.43.0 | | Erin Hargrave | N | | 8 | Canberra | 9-Apr |
| short course | | | | | | | |
| 2:47.54.0 | | Kirsten Molloy | N | | 1 | Pokolbin | 23-Jul |

AUSTRALIAN RANKINGS LIST – JAN 1 TO DEC 31, 2006 (CONTINUED)

| PERFORM | WIND | NAME | ASS | D.O.B. | PLACE | VENUE | DATE |
|---------------------------|------|-------------------------|-----|--------|-------|-----------------|--------|
| 100 Metres Hurdles | | | | | | | |
| 12.95 | -0.6 | Sally McLellan | Q | 190986 | 4 | Athens, Greece | 17-Sep |
| 13.29 | +1.2 | Fiona Cullen | Q | 310879 | 2 | Canberra | 26-Jan |
| 13.63 | +2.0 | Kylie Wheeler | W | 170180 | hep | Melbourne | 20-Mar |
| 13.72 | +1.2 | Hayley Cameron | N | 210484 | 4 | Canberra | 26-Jan |
| 14.14 | +1.2 | Jacque Munro | Q | 041081 | 6 | Canberra | 26-Jan |
| 14.14 | +2.0 | Gillian Ragus | N | 050476 | hep | Sydney | 3-Feb |
| 14.14 | +2.0 | Ebony Cope | W | 091282 | hep | Sydney | 3-Feb |
| 14.17 | +1.9 | Jess Gulli | V | 190388 | 4 | Bendigo | 12-Mar |
| 14.23 | +0.5 | Jane Jamieson | N | 230675 | hep | Melbourne | 20-Mar |
| 14.24 | -1.5 | Tara Holt | N | 101188 | 1h | Adelaide | 31-Mar |
| 14.33 | +1.4 | Lauren Boden | A | 030888 | hep | Canberra | 16-Dec |
| 14.37 | +0.8 | Lisa Spencer | N | 160985 | 2 | Sydney | 11-Feb |
| 14.46 | -0.8 | Megan Wheatley | W | 100388 | hep | Beijing, China | 18-Aug |
| 14.54 | +1.2 | Kesh Mirzarazi | N | 220982 | 8 | Canberra | 26-Jan |
| 14.56 | +0.9 | Kassy-Dee Hill | Q | 041187 | 2 | Brisbane | 13-Jan |
| 14.63 | +0.0 | Rowena Yeomans | S | 010283 | 1 | Adelaide | 20-Jan |
| 14.72 | +1.2 | Jessie Shea | N | 171287 | 9 | Canberra | 26-Jan |
| 14.75 | +0.1 | Bridgette Pateman (NZL) | V | 091078 | hep | Sydney | 3-Feb |
| 14.75 | +0.8 | Thalia Amanakis | N | 171286 | 6 | Sacramento, USA | 29-Apr |
| 14.88 | -0.3 | Helen Wilkie | V | 211086 | 7 | Melbourne | 18-Feb |
| 14.95 | +1.8 | Charlotte Yeates | N | 081088 | 3 | Sydney | 28-Jan |
| wind-assisted | | | | | | | |
| 14.38 | +2.8 | Megan Wheatley | W | 100388 | 1 | Perth | 4-Mar |
| 14.42 | +2.1 | Jess Gulli | V | 190388 | 1 | Canberra | 26-Feb |
| mixed race | | | | | | | |
| 13.87 | +3.0 | Kylie Wheeler | W | 170180 | 1 | Perth | 25-Feb |
| 14.04 | +3.0 | Ebony Cope | W | 091282 | 3 | Melbourne | 25-Feb |
| 14.64 | -0.7 | Rowena Yeomans | S | 010283 | mix | Adelaide | 14-Jan |
| wind-assisted | | | | | | | |
| 14.40 | +4.4 | Ebony Cope | W | 091282 | mix | Perth | 21-Jan |
| manual | | | | | | | |
| 14.3 | | Thalia Amanakis | N | 171286 | 1 | Honolulu, USA | 25-Mar |
| 14.7 | | Bridgette Pateman (NZL) | V | 091078 | 1 | Melbourne | 4-Mar |
| under 20 | | | | | | | |
| 14.17 | +1.9 | Jess Gulli | V | 190388 | 4 | Bendigo | 12-Mar |
| 14.24 | -1.5 | Tara Holt | N | 101188 | 1h | Adelaide | 31-Mar |
| 14.46 | -0.8 | Megan Wheatley | W | 100388 | hep | Beijing, China | 18-Aug |
| 14.56 | +0.9 | Kassy-Dee Hill | Q | 041187 | 2 | Brisbane | 13-Jan |
| 14.72 | +1.2 | Jessie Shea | N | 171287 | 9 | Canberra | 26-Jan |
| 14.85 | -1.5 | Lauren Boden | A | 030888 | 3h | Adelaide | 31-Mar |
| 14.95 | +1.8 | Charlotte Yeates | N | 081088 | 3 | Sydney | 28-Jan |

| PERFORM | WIND | NAME | ASS | D.O.B. | PLACE | VENUE | DATE |
|---------------------------|------|--------------------|-----|--------|-------|-----------|--------|
| wind-assisted | | | | | | | |
| 14.38 | +2.8 | Megan Wheatley | W | 100388 | 1 | Perth | 4-Mar |
| under 18 (76cm) | | | | | | | |
| 13.87 | -1.2 | Jacinta Doyle | N | 230290 | hep | Canberra | 16-Dec |
| 14.25 | +0.7 | Jemma McDowell | V | 090289 | 1h | Sydney | 7-Dec |
| 14.45 | +1.2 | Kimberly Watton | A | 310590 | 1 | Canberra | 18-Nov |
| 14.46 | +1.6 | Jaimie-Lee Page | Q | 160190 | 1 | Brisbane | 22-Oct |
| 14.50 | +1.6 | Katie Cox | Q | 290790 | 2 | Brisbane | 22-Oct |
| 14.52 | +0.7 | Megan Rutherford | Q | 130289 | 1h | Sydney | 7-Dec |
| 14.53 | +0.7 | Brittney McGlone | N | 080989 | 2h | Sydney | 7-Dec |
| 14.58 | +0.7 | Alisha Kawalla | N | 150789 | 2h | Sydney | 7-Dec |
| 14.63 | -1.3 | Rachel Day | Q | 250190 | 1 | Brisbane | 24-Nov |
| 14.63 | +0.3 | Ashlee Booth | V | 140290 | 2h | Sydney | 7-Dec |
| 14.64 | -0.3 | Shayleigh Gould | Q | 130290 | 1h | Sydney | 7-Dec |
| 14.66 | +0.7 | Ebony Gorincu | Q | 230889 | 3h | Sydney | 7-Dec |
| 14.68 | -0.4 | Elzaan Pienaar | N | 171189 | 2 | Sydney | 8-Dec |
| 14.72 | +0.4 | Kelsey Dwyer | V | 220590 | 1 | Melbourne | 17-Oct |
| 14.86 | -1.3 | Tiffany Bourne | Q | 160790 | 2 | Brisbane | 24-Oct |
| 14.90 | +0.7 | Brooke Alder | Q | 171289 | 4h | Sydney | 7-Dec |
| 14.92 | +0.7 | Claire Wheaton | V | 010389 | 5h | Sydney | 7-Dec |
| 14.93 | -0.8 | Virginia Trad | Q | 261090 | 5 | Sydney | 8-Dec |
| 14.94 | +0.7 | Kimberley Robinson | W | 060189 | 4h | Sydney | 7-Dec |
| wind-assisted | | | | | | | |
| 13.67 | +2.4 | Jacinta Doyle | N | 230290 | 1h | Sydney | 7-Dec |
| 200 Metres Hurdles | | | | | | | |
| 27.54 | | Sally McLellan | Q | 190986 | 1 | Adelaide | 2-Apr |
| 400 Metres Hurdles | | | | | | | |
| 53.82 | | Jana Pittman | V | 091182 | 1 | Melbourne | 23-Mar |
| 56.94 | | Sonia Brito | V | 100679 | 1 | Sydney | 4-Feb |
| 57.45 | | Lauren Boden | A | 030888 | 3 | Canberra | 26-Jan |
| 60.10 | | Rebecca O'Loughlin | V | 110478 | 2 | Hobart | 6-Jan |
| 60.26 | | Lyndsay Pekin | W | 130686 | 3 | Sydney | 4-Feb |
| 60.36 | | Emily Allen | V | 220384 | 4 | Sydney | 4-Feb |
| 60.83 | | Katherine Criere | W | 231288 | 5 | Sydney | 4-Feb |
| 60.95 | | Evie Maguire | V | 051288 | 1 | Melbourne | 20-Jan |
| 61.13 | | Brittney McGlone | A | 080989 | 1 | Canberra | 11-Nov |
| 61.27 | | Stacey Dietrich | V | 260688 | 2 | Melbourne | 20-Jan |
| 61.36 | | Chloe Butler | Q | 110487 | 2 | Canberra | 11-Nov |
| 61.37 | | Jessie Couch | V | 020290 | 1 | Sydney | 9-Dec |
| 61.62 | | Tarin Nevin | N | 271187 | 2 | Adelaide | 2-Apr |

AUSTRALIAN RANKINGS LIST – JAN 1 TO DEC 31, 2006 (CONTINUED)

| PERFORM | WIND | NAME | ASS | D.O.B. | PLACE | VENUE | DATE |
|-----------------|------|-------------------|-----|--------|-------|---------------|--------|
| 62.06 | | Lauren Jauncey | V | 191081 | 2h | Sydney | 2-Feb |
| 62.15 | | Thalia Amanakis | N | 171286 | 3 | Honolulu, USA | 13-May |
| 62.35 | | Amanda Morris | N | 120388 | 2 | Canberra | 26-Feb |
| 62.56 | | Kate Nicholson | T | 150385 | 1 | Hobart | 5-Mar |
| 62.57 | | Sarah Evans | V | 210188 | 3 | Melbourne | 20-Jan |
| 62.75 | | Erin Meally | N | 210882 | 1 | Sydney | 7-Jan |
| 62.98 | | Lauren McAdam | Q | 030287 | 1 | Gold Coast | 6-Oct |
| 63.07 | | Emily Johnson | N | 070288 | 4 | Adelaide | 2-Apr |
| 63.34 | | Kerryn Paull | N | 300486 | 2 | Adelaide | 2-Apr |
| 63.63 | | Shayleigh Gould | Q | 130290 | 2 | Sydney | 9-Dec |
| 64.04 | | Lisa Spencer | N | 160985 | 1 | Sydney | 11-Feb |
| 64.06 | | Bianca Mignot | V | 020290 | 2 | Melbourne | 7-Oct |
| 64.13 | | Michelle Davis | T | | 1 | Hobart | 14-Jan |
| 64.31 | | Kellie Petersen | Q | 170590 | 2h | Sydney | 8-Dec |
| 64.35 | | Rachel Pederson | N | 070187 | 1 | Sydney | 11-Nov |
| 64.50 | | Kate Denning | W | 141289 | 1 | Perth | 4-Mar |
| 64.61 | | Rachel Watts | V | 011089 | 2 | Sydney | 9-Dec |
| 64.65 | | Rebecca Simson | Q | 160688 | 1 | Brisbane | 25-Feb |
| 64.75 | | Danielle Senior | N | 170781 | 5 | Sydney | 15-Jan |
| 64.75 | | Katie Fuhrmann | A | 200989 | 3 | Sydney | 9-Dec |
| manual | | | | | | | |
| 63.9 | | Thalia Amanakis | N | 171286 | 1 | Honolulu, USA | 25-Mar |
| 64.3 | | Elzaan Pienaar | N | 171189 | 1 | Sydney | 28-Oct |
| under 20 | | | | | | | |
| 57.45 | | Lauren Boden | A | 030888 | 3 | Canberra | 26-Jan |
| 60.83 | | Katherine Crierie | W | 231288 | 5 | Sydney | 4-Feb |
| 60.95 | | Evie Maguire | V | 051288 | 1 | Melbourne | 20-Jan |
| 61.13 | | Brittney McGlone | A | 080989 | 1 | Canberra | 11-Nov |
| 61.27 | | Stacey Dietrich | V | 260688 | 2 | Melbourne | 20-Jan |
| 61.36 | | Chloe Butler | Q | 110487 | 2 | Canberra | 11-Nov |
| 61.37 | | Jessie Couch | V | 020290 | 1 | Sydney | 9-Dec |
| 61.62 | | Tarin Nevin | N | 271187 | 2 | Adelaide | 2-Apr |
| 62.35 | | Amanda Morris | N | 120388 | 2 | Canberra | 26-Feb |
| 62.57 | | Sarah Evans | V | 210188 | 3 | Melbourne | 20-Jan |
| 62.98 | | Lauren McAdam | Q | 030287 | 1 | Gold Coast | 6-Oct |
| 63.07 | | Emily Johnson | N | 070288 | 4 | Adelaide | 2-Apr |
| 63.63 | | Shayleigh Gould | Q | 130290 | 2 | Sydney | 9-Dec |
| 64.06 | | Bianca Mignot | V | 020290 | 2 | Melbourne | 7-Oct |
| 64.31 | | Kellie Petersen | Q | 170590 | 2h | Sydney | 8-Dec |
| 64.35 | | Rachel Pederson | N | 070187 | 1 | Sydney | 11-Nov |
| 64.50 | | Kate Denning | W | 141289 | 1 | Perth | 4-Mar |
| 64.61 | | Rachel Watts | V | 011089 | 2 | Sydney | 9-Dec |

| PERFORM | WIND | NAME | ASS | D.O.B. | PLACE | VENUE | DATE |
|---------------------------------|------|-------------------|-----|--------|-------|------------|--------|
| 64.65 | | Rebecca Simson | Q | 160688 | 1 | Brisbane | 25-Feb |
| 64.75 | | Katie Fuhrmann | A | 200989 | 3 | Sydney | 9-Dec |
| 64.90 | | Elzaan Pienaar | N | 171189 | 4 | Sydney | 9-Dec |
| manual | | | | | | | |
| 64.3 | | Elzaan Pienaar | N | 171189 | 1 | Sydney | 28-Oct |
| under 18 | | | | | | | |
| 61.13 | | Brittney McGlone | A | 080989 | 1 | Canberra | 11-Nov |
| 61.37 | | Jessie Couch | V | 020290 | 1 | Sydney | 9-Dec |
| 63.63 | | Shayleigh Gould | Q | 130290 | 2 | Sydney | 9-Dec |
| 64.06 | | Bianca Mignot | V | 020290 | 2 | Melbourne | 7-Oct |
| 64.31 | | Kellie Petersen | Q | 170590 | 2h | Sydney | 8-Dec |
| 64.50 | | Kate Denning | W | 141289 | 1 | Perth | 4-Mar |
| 64.61 | | Rachel Watts | V | 011089 | 2 | Sydney | 9-Dec |
| 64.75 | | Katie Fuhrmann | A | 200989 | 3 | Sydney | 9-Dec |
| 64.90 | | Elzaan Pienaar | N | 171189 | 4 | Sydney | 9-Dec |
| 65.43 | | Caryn Brett | N | 070590 | 1 | Sydney | 1-Oct |
| 66.14 | | Tamara Lane | V | '89 | 1 | Melbourne | 22-Jan |
| manual | | | | | | | |
| 64.3 | | Elzaan Pienaar | N | 171189 | 1 | Sydney | 28-Oct |
| 2000 Metres Steeplechase | | | | | | | |
| 6.38.00 | | Jessica Gilfillan | Q | 100292 | 1 | Gold Coast | 6-Oct |
| 6.39.32 | | Rachel Green | V | 150789 | 1 | Sydney | 9-Dec |
| 6.42.00 | | Samantha Carberry | V | 250491 | 1 | Sydney | 7-Dec |
| 6.52.54 | | Grace Thek | V | 041191 | 2 | Sydney | 7-Dec |
| 6.52.60 | | Kate Sly | V | 290791 | 3 | Sydney | 7-Dec |
| 6.53.08 | | Alexis McKillop | N | 091089 | 2 | Sydney | 9-Dec |
| 6.54.45 | | Ashlea Gilfillan | Q | 310388 | 2 | Gold Coast | 11-Aug |
| 6.56.88 | | Elise Clayton | V | 281090 | 1 | Sydney | 9-Dec |
| 6.59.56 | | Sarah Grahame | V | 160989 | 3 | Sydney | 9-Dec |
| 7.00.33 | | Libby Clarke | T | 020789 | 4 | Sydney | 9-Dec |
| 7.03.14 | | Alyce McKenzie | Q | 280990 | 1 | Brisbane | 22-Oct |
| 7.08.82 | | Charlotte Wilson | N | 021092 | 2 | Sydney | 7-Dec |
| 7.10.55 | | Hollie Emery | N | 050890 | 5 | Sydney | 9-Dec |
| 7.10.76 | | Sarah Hall | Q | 170790 | 2 | Sydney | 9-Dec |
| 7.12.46 | | Alison Rothwell | N | 110472 | 1 | Sydney | 1-Apr |
| 7.13.48 | | Lauren McKillop | N | 171290 | 3 | Sydney | 9-Dec |
| 7.15.07 | | Karina Fyfe | T | 100289 | 1 | Launceston | 9-Mar |
| 7.16.79 | | Jasmin Hurikino | Q | 110291 | 2 | Brisbane | 22-Oct |
| 7.18.44 | | Sarah James | Q | 240290 | 4 | Sydney | 9-Dec |
| 7.19.5 | | Natalie Dudkowski | Q | 150592 | 4 | Gold Coast | 15-Sep |
| 7.21.47 | | Anne Southgate | A | 301089 | 6 | Sydney | 9-Dec |

AUSTRALIAN RANKINGS LIST – JAN 1 TO DEC 31, 2006 (CONTINUED)

| PERFORM | WIND | NAME | ASS | D.O.B. | PLACE | VENUE | DATE |
|-------------------|------|----------------------|-----|--------|-------|------------|--------|
| 7.23.86 | | Leanne Golebiowski | N | 160989 | 2 | Sydney | 9-Sep |
| 7.24.9 | | Maegan Urry | Q | 230191 | 5 | Gold Coast | 15-Sep |
| 7.25.11 | | Melissa Bell | V | 121090 | 3 | Sydney | 5-Feb |
| 7.26.54 | | Andrea Ilakovac | A | 230583 | 1 | Canberra | 14-Feb |
| 7.26.78 | | Kim Chappell | N | | 3 | Sydney | 9-Sep |
| 7.28.72 | | Juliette Booth | V | | 2 | Melbourne | 8-Oct |
| 7.28.91 | | April Sloan | Q | 120390 | 3 | Brisbane | 22-Oct |
| 7.32.5 | | Tayla Daly | V | 190493 | 2 | Melbourne | 18-Nov |
| 7.33.98 | | Emma Stubbs | Q | 170389 | 8 | Sydney | 9-Dec |
| 7.34.07 | | Caitlin O'Donnell | W | 100792 | 4 | Sydney | 7-Dec |
| 7.34.26 | | Kiandra Paterson | V | 310792 | 5 | Sydney | 7-Dec |
| 7.35.52 | | Sophie Ireland | T | 060690 | 2 | Hobart | 5-Nov |
| 7.35.73 | | Loren Hadwiger | W | 200991 | 4 | Sydney | 7-Dec |
| 7.36.67 | | Isabella Thomson | T | 041289 | 1 | Hobart | 5-Mar |
| 7.37.84 | | Jessie O'Brien | N | 060791 | 5 | Sydney | 7-Dec |
| 7.38.26 | | Cherry Cummins | N | | 2 | Sydney | 30-Sep |
| 7.38.40 | | Casey West | Q | 060991 | 6 | Sydney | 7-Dec |
| 7.38.52 | | Fallon Hooper | S | 210689 | 1 | Adelaide | 15-Jan |
| 7.39.38 | | Stephanie Kondogonis | V | 210391 | 4 | Melbourne | 29-Oct |
| 7.39.43 | | Roisin O'Dwyer-Mazur | Q | 091091 | 8 | Sydney | 7-Dec |
| 7.39.62 | | Kate Grope | S | 190491 | 9 | Sydney | 7-Dec |
| 7.41.22 | | Megan Brooks | S | 290889 | 9 | Sydney | 9-Dec |
| 7.43.32 | | Lottie Ferrier | N | 230692 | 6 | Sydney | 7-Dec |
| 7.43.62 | | Lauren Miller | W | 120885 | 1 | Perth | 26-Nov |
| 7.45.44 | | Jillian Lyall | T | 141293 | 7 | Sydney | 7-Dec |
| 7.45.52 | | Juliet Temperton | Q | 070591 | 10 | Sydney | 7-Dec |
| 7.45.79 | | Laura Poppleton | S | 131089 | 2 | Adelaide | 15-Jan |
| 7.45.79 | | Hannah Cook | Q | 140290 | 6 | Sydney | 9-Dec |
| mixed race | | | | | | | |
| 6.33.47 | | Marnie Ponton | A | 160384 | mix | Canberra | 18-Nov |
| 6.52.9 | | Georgia Kaidonis | S | 250487 | mix | Adelaide | 1-Feb |
| 7.07.40 | | Sarah Hall | Q | 170790 | mix | Brisbane | 26-Nov |
| 7.07.66 | | Natalie Dudkowski | Q | 150592 | mix | Brisbane | 26-Nov |
| 7.18.33 | | Julia Edwards | V | 060474 | mix | Melbourne | 19-Jan |
| 7.21.10 | | Zoe Buckman | A | 211288 | mix | Canberra | 4-Nov |
| 7.29.9 | | Andrea Ilakovac | A | 230583 | mix | Canberra | 31-Jan |
| 7.33.09 | | Roisin O'Dwyer-Mazur | Q | 091091 | mix | Brisbane | 26-Nov |
| 7.34.78 | | Casey West | Q | 060991 | mix | Brisbane | 26-Nov |
| 7.34.79 | | Muriel Cummins | V | 220679 | mix | Melbourne | 7-Jan |
| 7.42.6 | | Laura Poppleton | S | 131089 | mix | Adelaide | 22-Feb |
| under 20 | | | | | | | |
| 6.38.00 | | Jessica Gilfillan | Q | 100292 | 1 | Gold Coast | 6-Oct |

| PERFORM | WIND | NAME | ASS | D.O.B. | PLACE | VENUE | DATE |
|---------|------|----------------------|-----|--------|-------|------------|--------|
| 6.39.32 | | Rachel Green | V | 150789 | 1 | Sydney | 9-Dec |
| 6.42.00 | | Samantha Carberry | V | 250491 | 1 | Sydney | 7-Dec |
| 6.52.54 | | Grace Thek | V | 041191 | 2 | Sydney | 7-Dec |
| 6.52.60 | | Kate Sly | V | 290791 | 3 | Sydney | 7-Dec |
| 6.53.08 | | Alexis McKillop | N | 091089 | 2 | Sydney | 9-Dec |
| 6.54.45 | | Ashlea Gilfillan | Q | 310388 | 2 | Gold Coast | 11-Aug |
| 6.56.88 | | Elise Clayton | V | 281090 | 1 | Sydney | 9-Dec |
| 6.59.56 | | Sarah Grahame | V | 160989 | 3 | Sydney | 9-Dec |
| 7.00.33 | | Libby Clarke | T | 020789 | 4 | Sydney | 9-Dec |
| 7.03.14 | | Alyce McKenzie | Q | 280990 | 1 | Brisbane | 22-Oct |
| 7.08.82 | | Charlotte Wilson | N | 021092 | 2 | Sydney | 7-Dec |
| 7.10.55 | | Hollie Emery | N | 050890 | 5 | Sydney | 9-Dec |
| 7.10.76 | | Sarah Hall | Q | 170790 | 2 | Sydney | 9-Dec |
| 7.13.48 | | Lauren McKillop | N | 171290 | 3 | Sydney | 9-Dec |
| 7.15.07 | | Karina Fyfe | T | 100289 | 1 | Launceston | 9-Mar |
| 7.16.79 | | Jasmin Hurikino | Q | 110291 | 2 | Brisbane | 22-Oct |
| 7.18.44 | | Sarah James | Q | 240290 | 4 | Sydney | 9-Dec |
| 7.19.5 | | Natalie Dudkowski | Q | 150592 | 4 | Gold Coast | 15-Sep |
| 7.21.47 | | Anne Southgate | A | 301089 | 6 | Sydney | 9-Dec |
| 7.24.9 | | Maegan Urry | Q | 230191 | 5 | Gold Coast | 15-Sep |
| 7.25.11 | | Melissa Bell | V | 121090 | 3 | Sydney | 5-Feb |
| 7.28.72 | | Juliette Booth | V | | 2 | Melbourne | 8-Oct |
| 7.28.91 | | April Sloan | Q | 120390 | 3 | Brisbane | 22-Oct |
| 7.31.04 | | Leanne Golebiowski | N | 160989 | 7 | Sydney | 9-Dec |
| 7.32.5 | | Tayla Daly | V | 190493 | 2 | Melbourne | 18-Nov |
| 7.33.98 | | Emma Stubbs | Q | 170389 | 8 | Sydney | 9-Dec |
| 7.34.07 | | Caitlin O'Donnell | W | 100792 | 4 | Sydney | 7-Dec |
| 7.34.26 | | Kiandra Paterson | V | 310792 | 5 | Sydney | 7-Dec |
| 7.35.52 | | Sophie Ireland | T | 060690 | 2 | Hobart | 5-Nov |
| 7.35.73 | | Loren Hadwiger | W | 200991 | 4 | Sydney | 7-Dec |
| 7.36.67 | | Isabella Thomson | T | 041289 | 1 | Hobart | 5-Mar |
| 7.37.84 | | Jessie O'Brien | N | 060791 | 5 | Sydney | 7-Dec |
| 7.38.26 | | Cherry Cummins | N | | 2 | Sydney | 30-Sep |
| 7.38.40 | | Casey West | Q | 060991 | 6 | Sydney | 7-Dec |
| 7.38.52 | | Fallon Hooper | S | 210689 | 1 | Adelaide | 15-Jan |
| 7.39.38 | | Stephanie Kondogonis | V | 210391 | 4 | Melbourne | 29-Oct |
| 7.39.43 | | Roisin O'Dwyer-Mazur | Q | 091091 | 8 | Sydney | 7-Dec |
| 7.39.62 | | Kate Grope | S | 190491 | 9 | Sydney | 7-Dec |
| 7.41.22 | | Megan Brooks | S | 290889 | 9 | Sydney | 9-Dec |
| 7.43.32 | | Lottie Ferrier | N | 230692 | 6 | Sydney | 7-Dec |
| 7.45.44 | | Jillian Lyall | T | 141293 | 7 | Sydney | 7-Dec |
| 7.45.52 | | Juliet Temperton | Q | 070591 | 10 | Sydney | 7-Dec |

AUSTRALIAN RANKINGS LIST – JAN 1 TO DEC 31, 2006 (CONTINUED)

| PERFORM | WIND | NAME | ASS | D.O.B. | PLACE | VENUE | DATE |
|-------------------|------|----------------------|-----|--------|-------|------------|--------|
| 7.45.79 | | Laura Poppleton | S | 131089 | 2 | Adelaide | 15-Jan |
| 7.45.79 | | Hannah Cook | Q | 140290 | 6 | Sydney | 9-Dec |
| 7.47.20 | | Shannen Hickson | Q | 070792 | 8 | Sydney | 7-Dec |
| 7.49.11 | | Darcie Harvey | Q | 230492 | 4 | Brisbane | 22-Oct |
| 7.49.29 | | Jaimi Chisholm | V | | 3 | Melbourne | 8-Oct |
| 7.49.31 | | Imogen Batt-Doyle | S | 210293 | 9 | Sydney | 7-Dec |
| 7.50.39 | | Courtney Gilfillan | Q | 120989 | 3 | Brisbane | 21-Jan |
| mixed race | | | | | | | |
| 7.07.40 | | Sarah Hall | Q | 170790 | mix | Brisbane | 26-Nov |
| 7.07.66 | | Natalie Dudkowski | Q | 150592 | mix | Brisbane | 26-Nov |
| 7.21.10 | | Zoe Buckman | A | 211288 | mix | Canberra | 4-Nov |
| 7.33.09 | | Roisin O'Dwyer-Mazur | Q | 091091 | mix | Brisbane | 26-Nov |
| 7.34.78 | | Casey West | Q | 060991 | mix | Brisbane | 26-Nov |
| under 18 | | | | | | | |
| 6.38.00 | | Jessica Gilfillan | Q | 100292 | 1 | Gold Coast | 6-Oct |
| 6.39.32 | | Rachel Green | V | 150789 | 1 | Sydney | 9-Dec |
| 6.42.00 | | Samantha Carberry | V | 250491 | 1 | Sydney | 7-Dec |
| 6.52.54 | | Grace Thek | V | 041191 | 2 | Sydney | 7-Dec |
| 6.52.60 | | Kate Sly | V | 290791 | 3 | Sydney | 7-Dec |
| 6.53.08 | | Alexis McKillop | N | 091089 | 2 | Sydney | 9-Dec |
| 6.54.45 | | Ashlea Gilfillan | Q | 310388 | 2 | Gold Coast | 11-Aug |
| 6.56.88 | | Elise Clayton | V | 281090 | 1 | Sydney | 9-Dec |
| 6.59.56 | | Sarah Grahame | V | 160989 | 3 | Sydney | 9-Dec |
| 7.00.33 | | Libby Clarke | T | 020789 | 4 | Sydney | 9-Dec |
| 7.03.14 | | Alyce McKenzie | Q | 280990 | 1 | Brisbane | 22-Oct |
| 7.08.82 | | Charlotte Wilson | N | 021092 | 2 | Sydney | 7-Dec |
| 7.10.55 | | Hollie Emery | N | 050890 | 5 | Sydney | 9-Dec |
| 7.10.76 | | Sarah Hall | Q | 170790 | 2 | Sydney | 9-Dec |
| 7.13.48 | | Lauren McKillop | N | 171290 | 3 | Sydney | 9-Dec |
| 7.15.07 | | Karinna Fyfe | T | 100289 | 1 | Launceston | 9-Mar |
| 7.16.79 | | Jasmin Hurikino | Q | 110291 | 2 | Brisbane | 22-Oct |
| 7.18.44 | | Sarah James | Q | 240290 | 4 | Sydney | 9-Dec |
| 7.19.5 | | Natalie Dudkowski | Q | 150592 | 4 | Gold Coast | 15-Sep |
| 7.21.47 | | Anne Southgate | A | 301089 | 6 | Sydney | 9-Dec |
| 7.24.9 | | Maegan Urry | Q | 230191 | 5 | Gold Coast | 15-Sep |
| 7.25.11 | | Melissa Bell | V | 121090 | 3 | Sydney | 5-Feb |
| 7.28.72 | | Juliette Booth | V | | 2 | Melbourne | 8-Oct |
| 7.28.91 | | April Sloan | Q | 120390 | 3 | Brisbane | 22-Oct |
| 7.31.04 | | Leanne Golebiowski | N | 160989 | 7 | Sydney | 9-Dec |
| 7.32.5 | | Tayla Daly | V | 190493 | 2 | Melbourne | 18-Nov |
| 7.33.98 | | Emma Stubbs | Q | 170389 | 8 | Sydney | 9-Dec |
| 7.34.07 | | Caitlin O'Donnell | W | 100792 | 4 | Sydney | 7-Dec |

| PERFORM | WIND | NAME | ASS | D.O.B. | PLACE | VENUE | DATE |
|-------------------|------|----------------------|-----|--------|-------|-----------|--------|
| 7.34.26 | | Kiandra Paterson | V | 310792 | 5 | Sydney | 7-Dec |
| 7.35.52 | | Sophie Ireland | T | 060690 | 2 | Hobart | 5-Nov |
| 7.35.73 | | Loren Hadwiger | W | 200991 | 4 | Sydney | 7-Dec |
| 7.36.67 | | Isabella Thomson | T | 041289 | 1 | Hobart | 5-Mar |
| 7.37.84 | | Jessie O'Brien | N | 060791 | 5 | Sydney | 7-Dec |
| 7.38.26 | | Cherry Cummins | N | | 2 | Sydney | 30-Sep |
| 7.38.40 | | Casey West | Q | 060991 | 6 | Sydney | 7-Dec |
| 7.38.52 | | Fallon Hooper | S | 210689 | 1 | Adelaide | 15-Jan |
| 7.39.38 | | Stephanie Kondogonis | V | 210391 | 4 | Melbourne | 29-Oct |
| 7.39.43 | | Roisin O'Dwyer-Mazur | Q | 091091 | 8 | Sydney | 7-Dec |
| 7.39.62 | | Kate Grope | S | 190491 | 9 | Sydney | 7-Dec |
| 7.41.22 | | Megan Brooks | S | 290889 | 9 | Sydney | 9-Dec |
| 7.43.32 | | Lottie Ferrier | N | 230692 | 6 | Sydney | 7-Dec |
| 7.45.44 | | Jillian Lyall | T | 141293 | 7 | Sydney | 7-Dec |
| 7.45.52 | | Juliet Temperton | Q | 070591 | 10 | Sydney | 7-Dec |
| 7.45.79 | | Laura Poppleton | S | 131089 | 2 | Adelaide | 15-Jan |
| 7.45.79 | | Hannah Cook | Q | 140290 | 6 | Sydney | 9-Dec |
| 7.47.20 | | Shannen Hickson | Q | 070792 | 8 | Sydney | 7-Dec |
| 7.49.11 | | Darcie Harvey | Q | 230492 | 4 | Brisbane | 22-Oct |
| 7.49.29 | | Jaimi Chisholm | V | | 3 | Melbourne | 8-Oct |
| 7.49.31 | | Imogen Batt-Doyle | S | 210293 | 9 | Sydney | 7-Dec |
| 7.50.39 | | Courtney Gilfillan | Q | 120989 | 3 | Brisbane | 21-Jan |
| mixed race | | | | | | | |
| 7.07.40 | | Sarah Hall | Q | 170790 | mix | Brisbane | 26-Nov |
| 7.07.66 | | Natalie Dudkowski | Q | 150592 | mix | Brisbane | 26-Nov |
| 7.33.09 | | Roisin O'Dwyer-Mazur | Q | 091091 | mix | Brisbane | 26-Nov |
| 7.34.78 | | Casey West | Q | 060991 | mix | Brisbane | 26-Nov |

3000 Metres Steeplechase

| | | | | | | | |
|----------|--|-----------------------|---|--------|---|----------------|--------|
| 9.24.29 | | Melissa Rollison | Q | 130483 | 2 | Melbourne | 22-Mar |
| 9.25.05 | | Donna MacFarlane | T | 180677 | 3 | Melbourne | 22-Mar |
| 9.30.84 | | Victoria Mitchell | V | 250482 | 4 | Athens, Greece | 3-Jul |
| 9.56.54 | | Madeleine Heiner | N | 150587 | 3 | Sydney | 19-Jan |
| 9.57.74 | | Rebecca Forlong (NZL) | V | 130786 | 4 | Sydney | 19-Jan |
| 10.24.01 | | Kristy Willis | S | 071176 | 1 | Adelaide | 15-Jan |
| 10.37.50 | | Sarah Grahame | V | 160989 | 5 | Melbourne | 19-Feb |
| 10.39.90 | | Rachel Green | V | 150789 | 7 | Sydney | 5-Feb |
| 10.40.71 | | Georgia Kaidonis | S | 250487 | 2 | Adelaide | 15-Jan |
| 10.42.08 | | Jane Mudge | S | 210478 | 3 | Adelaide | 15-Jan |
| 10.47.82 | | Kathryn Archbold | N | 030486 | 1 | Adelaide | 31-Mar |
| 10.49.17 | | Rebecca Lowe | N | 150988 | 1 | Sydney | 15-Jan |
| 10.59.67 | | Jessica Gilfillan | Q | 100292 | 8 | Sydney | 5-Feb |

AUSTRALIAN RANKINGS LIST – JAN 1 TO DEC 31, 2006 (CONTINUED)

| PERFORM | WIND | NAME | ASS | D.O.B. | PLACE | VENUE | DATE |
|-------------------|------|-------------------|-----|--------|-------|------------|--------|
| 10.59.78 | | Elise Clayton | V | 281090 | 2 | Melbourne | 7-Jan |
| 11.02.58 | | Julia Edwards | V | 060474 | 6 | Melbourne | 19-Feb |
| 11.02.83 | | Ashlea Gilfillan | Q | 310388 | 3 | Adelaide | 31-Mar |
| 11.11.99 | | Courtney Jarrett | Q | 061285 | 11 | Sydney | 5-Feb |
| 11.13.67 | | Josie Gellert | V | 261186 | 2 | Adelaide | 31-Mar |
| 11.21.2 | | Grace Thek | V | 041191 | 1 | Melbourne | 4-Feb |
| 11.26.0 | | Hollie Emery | N | 050890 | 1 | Sydney | 25-Nov |
| 11.27.31 | | Sophie Barker | V | | 1 | Adelaide | 28-Sep |
| 11.29.64 | | Alexis McKillop | Q | 091089 | 3 | Sydney | 15-Jan |
| 11.34.24 | | Eliza Stewart | N | 081187 | 2 | Sydney | 12-Feb |
| 11.36.39 | | Kylie Edwards | V | 010880 | 3 | Melbourne | 7-Jan |
| 11.41.98 | | Andrea Ilakovac | A | 230583 | 15 | Sydney | 5-Feb |
| 11.46.34 | | Debbie Walsham | N | 300775 | 9 | Melbourne | 19-Feb |
| 11.54.42 | | Elise Aplin | V | 040688 | 2 | Adelaide | 28-Sep |
| 11.54.79 | | Natalie Kolodziej | N | 070182 | 17 | Sydney | 5-Feb |
| 11.56.29 | | Alice McDonald | Q | 110386 | 3 | Adelaide | 28-Sep |
| mixed race | | | | | | | |
| 10.03.7 | | Marnie Ponton | A | 160384 | mix | Canberra | 2-Dec |
| 10.58.06 | | Jessica Gilfillan | Q | 100292 | mix | Gold Coast | 6-Jan |
| 11.39.1 | | Muriel Cummins | V | 220679 | mix | Melbourne | 14-Jan |
| under 20 | | | | | | | |
| 9.56.54 | | Madeleine Heiner | N | 150587 | 3 | Sydney | 19-Jan |
| 10.37.50 | | Sarah Grahame | V | 160989 | 5 | Melbourne | 19-Feb |
| 10.39.90 | | Rachel Green | V | 150789 | 7 | Sydney | 5-Feb |
| 10.40.71 | | Georgia Kaidonis | S | 250487 | 2 | Adelaide | 15-Jan |
| 10.49.17 | | Rebecca Lowe | N | 150988 | 1 | Sydney | 15-Jan |
| 10.59.67 | | Jessica Gilfillan | Q | 100292 | 8 | Sydney | 5-Feb |
| 10.59.78 | | Elise Clayton | V | 281090 | 2 | Melbourne | 7-Jan |
| 11.02.83 | | Ashlea Gilfillan | Q | 310388 | 3 | Adelaide | 31-Mar |
| 11.21.2 | | Grace Thek | V | 041191 | 1 | Melbourne | 4-Feb |
| 11.26.0 | | Hollie Emery | N | 050890 | 1 | Sydney | 25-Nov |
| 11.29.64 | | Alexis McKillop | Q | 091089 | 3 | Sydney | 15-Jan |
| 11.34.24 | | Eliza Stewart | N | 081187 | 2 | Sydney | 12-Feb |
| 11.54.42 | | Elise Aplin | V | 040688 | 2 | Adelaide | 28-Sep |
| 12.08.33 | | Rachel Effene | Q | 031189 | 10 | Melbourne | 19-Feb |
| under 18 | | | | | | | |
| 10.37.50 | | Sarah Grahame | V | 160989 | 5 | Melbourne | 19-Feb |
| 10.39.90 | | Rachel Green | V | 150789 | 7 | Sydney | 5-Feb |
| 10.59.67 | | Jessica Gilfillan | Q | 100292 | 8 | Sydney | 5-Feb |
| 10.59.78 | | Elise Clayton | V | 281090 | 2 | Melbourne | 7-Jan |
| 11.21.2 | | Grace Thek | V | 041191 | 1 | Melbourne | 4-Feb |
| 11.26.0 | | Hollie Emery | N | 050890 | 1 | Sydney | 25-Nov |

| PERFORM | WIND | NAME | ASS | D.O.B. | PLACE | VENUE | DATE | |
|-----------------------------|------|--|-----|--------|-------|----------------|--------|--|
| 11.29.64 | | Alexis McKillop | Q | 091089 | 3 | Sydney | 15-Jan | |
| 12.08.33 | | Rachel Effene | Q | 031189 | 10 | Melbourne | 19-Feb | |
| 4 x 100 Metres Relay | | | | | | | | |
| 44.04 | | National Team | | | 1 | Melbourne | 9-Mar | |
| | | S.McLellan, M.Kleeberg, L.Hewitt, C.Attenborough | | | | | | |
| 44.25 | | National Team | | | 3h | Melbourne | 25-Mar | |
| | | S.McLellan, M.Kleeberg, L.Hewitt, C.Attenborough | | | | | | |
| 44.26 | | Oceania Team | | | 5 | Athens, Greece | 16-Sep | |
| | | P.Carey, S.McLellan, M.Kleeberg, F.Cullen | | | | | | |
| 44.73 | | National Team | | | 1h | Melbourne | 19-Feb | |
| | | S.McLellan, M.Kleeberg, T.Murphy, C.Attenborough | | | | | | |
| 46.04 | | University of Qld | Q | | 1 | Brisbane | 8-Jan | |
| 46.50 | | NSW U/18 Team | N | | 1 | Sydney | 8-Dec | |
| | | E.Costello, J.Doyle, O.Tauro, L.Duncan | | | | | | |
| 46.75 | | Queensland U/16 Team | Q | | 1 | Sydney | 8-Dec | |
| | | Z.Sharplin, A.Heron, S.Hearne, L.O'Sullivan | | | | | | |
| 46.85 | | Hunter T&F | N | | 2 | Melbourne | 19-Feb | |
| | | A.Hodges, A.Glapa, J.Filipcevic, A.Heasman | | | | | | |
| 47.07 | | NSW U/16 Team | N | | 2 | Sydney | 8-Dec | |
| | | C.Rodger, S.Hunt, L.Turner, E.Graf | | | | | | |
| 47.67 | | Hunter T&F | N | | 1 | Sydney | 19-Nov | |
| 47.76 | | Gold Coast | Q | | 2 | Brisbane | 8-Jan | |
| | | J.Page, S.McLellan, E.Ferguson, G.Scantlebury | | | | | | |
| 47.84 | | University of Qld | Q | | 1 | Adelaide | 2-Apr | |
| | | P.Kehoe, R.Negus, K.Leitch, T.Barnett | | | | | | |
| 47.91 | | Ringwood | V | | 3 | Melbourne | 19-Feb | |
| | | K.Meagher, C.White, A.Fiedler, K.Moore | | | | | | |
| 47.95 | | Sutherland | N | | 2 | Sydney | 19-Nov | |
| 4 x 200 Metres Relay | | | | | | | | |
| 1.40.89 | | NSW U/16 Team | N | | 1 | Sydney | 10-Dec | |
| | | S.Hunt, J.Everett, L.Turner, E.Graf | | | | | | |
| 1.41.95 | | Illawong & District U/16 | N | | 1 | Sydney | 19-Nov | |
| 1.42.16 | | Sutherland U/20 | N | | 1 | Sydney | 19-Nov | |
| 1.42.28 | | UTS Northern Suburbs U/16 | N | | 1h | Sydney | 19-Nov | |
| 1.42.74 | | Central Coast Region | N | | 1 | Sydney | 18-Nov | |
| 1.43.47 | | Athletics Essendon | V | | 1 | Melbourne | 18-Nov | |
| 1.43.52 | | SA U/16 Team | S | | 2 | Sydney | 10-Dec | |
| | | L.Frayne, T.Wright, A.Mittiga, A.Laube | | | | | | |
| 1.43.66 | | Victoria U/16 Team | V | | 3 | Sydney | 10-Dec | |
| | | G.Drover, A.Skorjanec, V.Webb, C.Cuttler | | | | | | |

AUSTRALIAN RANKINGS LIST – JAN 1 TO DEC 31, 2006 (CONTINUED)

| PERFORM | WIND | NAME | ASS | D.O.B. | PLACE | VENUE | DATE |
|------------------------------|------|---|-----|--------|-------|----------------|--------|
| 1.43.68 | | UTS Northern Suburbs | N | | 2 | Sydney | 18-Nov |
| 1.43.77 | | Illawong and District | N | | 1 | Sydney | 11-Nov |
| 1.43.94 | | Bankstown Sports | N | | 3 | Sydney | 18-Nov |
| 1.43.9 | | Athletics Waverley | V | | 1 | Melbourne | 18-Nov |
| 1.44.06 | | Pembroke | S | | 1 | Adelaide | 18-Nov |
| | | (B.Connolly, R.Kelly, E.Miller, K.Mandalovic) | | | | | |
| 1.44.41 | | Illawong & District U/18 | N | | 1 | Sydney | 18-Nov |
| 1.44.47 | | Western Districts | S | | 2 | Adelaide | 18-Nov |
| | | (D.Perrin, H.Noack, L.Hodge, H.Wilson) | | | | | |
| 1.44.48 | | Sutherlands District | N | | 2 | Sydney | 11-Nov |
| 1.44.5 | | Glenhuntly | V | | 2 | Melbourne | 18-Nov |
| 4 x 400 Metres Relay | | | | | | | |
| 3.28.66 | | National Team | | | 1 | Melbourne | 25-Mar |
| | | J.Pittman, C.Willis, T.Lewis, R.Hayward | | | | | |
| 3.36.36 | | Oceania Team | | | 8 | Athens, Greece | 17-Sep |
| | | R.Hayward, C.Willis, A.Blackburn, R.Irwin | | | | | |
| 3.36.48 | | National Team | | | 1h | Melbourne | 19-Feb |
| | | J-L.Hoebergen, R.Hayward, C.Willis, T.Lewis | | | | | |
| 3.40.90 | | National Junior Team | | | 7h | Beijing, China | 19-Aug |
| | | A.Blackburn, S.Knight, L.Boden, J.Davies | | | | | |
| 3.43.79 | | NSW U/18 Team | N | | 1 | Sydney | 10-Dec |
| | | E.Walsh, T.Kingdom, O.Tauro, A.Keir | | | | | |
| 3.47.65 | | Port Adelaide | S | | 1 | Melbourne | 19-Feb |
| | | K.Robb, S.Steinert, D.Christinat, P.Steinert | | | | | |
| 4 x 800 Metres Relay | | | | | | | |
| 8.58.31 | | Randwick-Botany | N | | 1 | Sydney | 18-Nov |
| 9.17.97 | | Sutherland | N | | 2 | Sydney | 18-Nov |
| 9.30.73 | | Hills District | S | | 1 | Adelaide | 16-Dec |
| | | J.Mudge, L.Turner, N.Donnelly, K.McKenzie | | | | | |
| 9.32.75 | | Newcastle U/18 | N | | 1 | Sydney | 18-Nov |
| 4 x 1500 Metres Relay | | | | | | | |
| 18.35.29 | | Randwick-Botany No1 | N | | 1 | Sydney | 19-Nov |
| | | A.Neville, A.McKillop, S.Kajan, C.Doyle | | | | | |
| 18.53.54 | | Randwick-Botany No2 | N | | 2 | Sydney | 19-Nov |
| | | R.Lowe, L.Tamsett, L.McKillop, G.Truscott | | | | | |
| 19.14.16 | | UTS Northern Suburbs | N | | 3 | Sydney | 19-Nov |
| | | T.Welsby, K.French, R.Hackett, L.Starrat | | | | | |
| 19.38.65 | | St.George District U/18 | N | | 1 | Sydney | 19-Nov |
| | | B.Delaney, K.Conder, V.Wallington, J.Conder | | | | | |

| PERFORM | WIND | NAME | ASS | D.O.B. | PLACE | VENUE | DATE |
|-------------------------|------|---------------------|-----|--------|-------|------------------|--------|
| 19.49.63 | | Blue Mountains U/20 | N | | 1 | Sydney | 18-Nov |
| 3000 Metres Walk | | | | | | | |
| 13.53.44 | | Cheryl Webb | N | 031076 | 1 | Sydney | 7-Oct |
| 13.57.28 | | Shannon Jennings | N | 110193 | 1 | Sydney | 12-Feb |
| 14.15.3 | | Jane Saville | N | 051174 | 4 | La Laguna, Spain | 8-Jul |
| 14.22.47 | | Paige Hooper | S | 010992 | 1 | Adelaide | 28-Oct |
| 14.28.31 | | Melissa Hayes | N | 240891 | 1 | Sydney | 30-Sep |
| mixed race | | | | | | | |
| 12.49.37 | | Kellie Wapshott | V | 230381 | mix | Canberra | 28-Oct |
| 13.13.7 | | Tanya Holliday | S | 210988 | mix | Canberra | 31-Jan |
| 13.17.30 | | Michelle French | N | 010482 | mix | Canberra | 7-Feb |
| 13.29.80 | | Claire Woods | S | 060781 | mix | Canberra | 14-Feb |
| 13.33.63 | | Paige Hooper | S | 010992 | mix | Adelaide | 11-Nov |
| 13.41.1 | | Megan Szirom | V | 180877 | mix | Melbourne | 11-Nov |
| 13.48.6 | | Cheryl Webb | N | 031076 | mix | Sydney | 28-Oct |
| 13.53.40 | | Laura Johnson | N | 310884 | mix | Sydney | 11-Mar |
| 13.53.6 | | Carma Watson (NZL) | V | 250579 | mix | Melbourne | 7-Jan |
| 14.02.9 | | Lisa Grant | N | 260485 | mix | Sydney | 28-Oct |
| 14.14.6 | | Sandra Geisler | V | 051277 | mix | Melbourne | 7-Jan |
| 14.20.75 | | Fiona Alldis | N | 300788 | mix | Sydney | 11-Mar |
| 14.30.65 | | Yolanda Russell | V | | mix | Melbourne | 2-Dec |
| 5000 Metres Walk | | | | | | | |
| 21.48.58 | | Jane Saville | N | 051174 | 1 | Brisbane | 3-Mar |
| 21.50.87 | | Natalie Saville | N | 070978 | 1 | Melbourne | 19-Feb |
| 22.04.39 | | Cheryl Webb | N | 031076 | 3 | Brisbane | 3-Mar |
| 22.05.76 | | Michelle French | A | 010482 | 2 | Melbourne | 19-Feb |
| 22.25.76 | | Tanya Holliday | S | 210988 | 1 | Gold Coast | 5-Aug |
| 22.31.18 | | Lisa Grant | N | 260485 | 3 | Sydney | 7-Jan |
| 22.34.75 | | Kellie Wapshott | V | 230381 | 3 | Melbourne | 19-Feb |
| 22.43.34 | | Megan Szirom | V | 180877 | 4 | Melbourne | 19-Feb |
| 22.44.93 | | Claire Woods | S | 060781 | 4 | Brisbane | 3-Mar |
| 23.01.90 | | Laura Johnson | N | 310884 | 4 | Sydney | 7-Jan |
| 23.51.03 | | Lyn Ventris | W | 021056 | 1 | Canberra | 15-Apr |
| 23.52.40 | | Claire Bock | Q | 020882 | 7 | Brisbane | 3-Mar |
| 23.55.30 | | Melissa Hayes | N | 240891 | 1 | Sydney | 7-Dec |
| 24.09.77 | | Carma Watson (NZL) | V | 250579 | 6 | Melbourne | 19-Feb |
| 24.24.34 | | Jess Rothwell | V | 180689 | 1 | Sydney | 7-Dec |
| 24.28.90 | | Sandra Geisler | V | 051277 | 7 | Melbourne | 19-Feb |
| 25.04.88 | | Kelly Ruddick | V | 190473 | 9 | Melbourne | 19-Feb |
| 25.34.80 | | Natalie Laurie | V | 080791 | 10 | Melbourne | 19-Feb |

AUSTRALIAN RANKINGS LIST – JAN 1 TO DEC 31, 2006 (CONTINUED)

| PERFORM | WIND | NAME | ASS | D.O.B. | PLACE | VENUE | DATE |
|-------------------|------|----------------------------|-----|--------|-------|------------------|--------|
| 25.35.01 | | Nicole Fagan | N | 240789 | 2 | Sydney | 7-Dec |
| 25.35.53 | | Tracy Feiner | V | 250877 | 11 | Melbourne | 19-Feb |
| 25.47.57 | | Lauren Drennan | V | 300589 | 3 | Sydney | 7-Dec |
| 25.52.35 | | Fiona Alldis | N | 300788 | 5 | Sydney | 7-Jan |
| mixed race | | | | | | | |
| 23.44.0 | | Sandra Geisler | V | 051277 | mix | Melbourne | 11-Feb |
| 24.08.30 | | Paige Hooper | S | 090992 | mix | Adelaide | 4-Nov |
| 24.50.5 | | Fiona Alldis | N | 300788 | mix | Sydney | 18-Mar |
| 25.00.8 | | Yolanda Russell | V | | mix | Geelong | 25-Nov |
| 25.27.55 | | Lauren Drennan | V | 300589 | mix | Melbourne | 25-Nov |
| 10km Walk | | | | | | | |
| 46.57.0 | | Megan Szirom | V | 180877 | 1 | Melbourne | 6-Aug |
| 47.12.0 | | Jane Saville | N | 051174 | - | Geelong | 2-Dec |
| 47.13.0 | | Natalie Saville | N | 070978 | 1 | Hobart | 27-Aug |
| 47.19.0 | | Claire Woods | S | 060781 | 2 | Hobart | 27-Aug |
| 47.30.0 | | Michelle French | N | 010482 | 1 | Sydney | 27-May |
| 47.30.0 | | Lisa Grant | N | 260485 | 3 | Hobart | 27-Aug |
| 47.41.0 | | Tanya Holliday | S | 210988 | 1 | Sydney | 4-Feb |
| 48.34.0 | | Lyn Ventris | W | 021056 | 1 | Canberra | 17-Apr |
| 49.57.0 | | Susan Knapton | N | 191287 | 2 | Sydney | 4-Feb |
| 50.15.0 | | Jessica Rothwell | V | 180689 | 3 | Melbourne | 6-Aug |
| 50.30.0 | | Cheryl Webb | N | 031076 | - | Geelong | 2-Dec |
| 50.39.0 | | Fiona Alldis | N | 300788 | 20 | La Coruna, Spain | 14-May |
| 51.35.0 | | Carma Watson (NZL) | V | 250579 | 4 | Melbourne | 6-Aug |
| 51.37.0 | | Jillian Hosking | A | 120287 | 3 | Canberra | 22-Jan |
| 51.56.0 | | Chloe Jones | N | 101286 | 5 | Melbourne | 6-Aug |
| 52.02.0 | | Kelly Ruddick | V | 190473 | 2 | Geelong | 28-May |
| 52.07.0 | | Tracy Feiner | V | | 2 | Melbourne | 22-Jul |
| 52.30.0 | | Sandra Geisler | V | 051277 | 2 | Melbourne | 20-May |
| 52.36.0 | | Sara-Jane Cattermole (GBR) | W | 290177 | 1 | Perth | 2-Jul |
| 53.05.0 | | Katarina Grgurovic | W | | 2 | Perth | 7-May |
| 53.36.0 | | Justijana Roseman | V | 250775 | 9 | Elwick | 27-Aug |
| 53.55.0 | | Heather Carr | V | 250649 | 3 | Melbourne | 20-May |
| 54.04.0 | | Vanessa Ebejer | N | 300385 | 6 | Melbourne | 6-Aug |
| 54.19.0 | | Lynette Bannister | T | 060587 | 4 | Canberra | 22-Jan |
| 54.50.0 | | Siobhan Donovan | V | 241288 | 2 | Melbourne | 2-Jul |
| 56.06.0 | | Annette Major | V | 240762 | 2 | Melbourne | 15-Jul |
| 56.26.0 | | N.Grgurovic | W | | 1 | Perth | 23-Jul |
| 56.41.0 | | Cassandra Staples | N | 240589 | 2 | Sydney | 22-Jul |
| 56.45.0 | | Jessica Heazlewood | N | 300587 | 5 | Canberra | 22-Jan |
| 56.53.0 | | Brenda Riley | V | 091139 | 1 | Canberra | 17-Apr |

| PERFORM | WIND | NAME | ASS | D.O.B. | PLACE | VENUE | DATE |
|--------------|------|--------------------|-----|--------|-------|-----------|--------|
| 56.58.0 | | Yolanda Russell | V | | 4 | Melbourne | 20-May |
| track | | | | | | | |
| 46.46.74 | | Cheryl Webb | N | 031076 | mix | Hobart | 6-Jan |
| 47.29.57 | | Jane Saville | N | 051174 | mix | Hobart | 6-Jan |
| 48.42.15 | | Tanya Holliday | S | 210988 | 1 | Adelaide | 31-Mar |
| 49.30.54 | | Natalie Saville | N | 070978 | mix | Sydney | 14-Jan |
| 50.21.70 | | Claire Woods | S | 060781 | 1 | Adelaide | 20-Dec |
| 50.24.29 | | Fiona Alldis | N | 300788 | 2 | Adelaide | 31-Mar |
| 50.26.6 | | Lyn Ventris | W | 021056 | mix | Perth | 1-Mar |
| 50.34.02 | | Lisa Grant | N | 260485 | mix | Sydney | 14-Jan |
| 52.40.84 | | Claire Bock | Q | 020882 | mix | Brisbane | 25-Feb |
| 53.18.82 | | Cassandra Staples | N | 240589 | 3 | Adelaide | 31-Mar |
| 54.06.97 | | Lynette Bannister | T | 060587 | mix | Hobart | 6-Jan |
| 55.32.48 | | Stephanie Stigwood | S | 211090 | 4 | Adelaide | 31-Mar |
| 55.46.42 | | Fauve Jacobs | V | 170687 | 5 | Adelaide | 31-Mar |

20km Walk

| | | | | | | | |
|-----------|--|----------------------------|---|--------|----|------------------|--------|
| 1:29.05.0 | | Jane Saville | N | 051174 | 7 | La Coruna, Spain | 13-May |
| 1:33.33.0 | | Natalie Saville | N | 070978 | 2 | Melbourne | 20-Mar |
| 1:34.38.0 | | Cheryl Webb | N | 031076 | 16 | Yangzhou, China | 22-Apr |
| 1:35.18.0 | | Claire Woods | S | 060781 | 18 | Yangzhou, China | 22-Apr |
| 1:35.45.0 | | Kellie Wapshott | V | 230381 | 2 | Geelong | 2-Dec |
| 1:36.40.0 | | Lisa Grant | N | 260485 | 4 | Sydney | 4-Feb |
| 1:36.53.0 | | Megan Szirom | V | 180877 | 1 | Melbourne | 2-Jul |
| 1:37.32.0 | | Michelle French | A | 010482 | 4 | Geelong | 2-Dec |
| 1:47.15.0 | | Laura Johnson | N | 310884 | 9 | Sydney | 4-Feb |
| 1:47.31.0 | | Sara-Jane Cattermole (GBR) | W | 290177 | 1 | Perth | 4-Jun |
| 1:50.17.0 | | Claire Bock | Q | 020882 | 10 | Sydney | 4-Feb |
| 1:53.20.0 | | Sandra Geisler | V | 051277 | 3 | Melbourne | 2-Jul |
| 1:53.59.0 | | Vanessa Ebejer | N | 300385 | 3 | Sydney | 12-Nov |
| 1:54.17.0 | | Heather Carr | V | 250649 | 1 | Melbourne | 19-Aug |
| 1:56.48.0 | | Chloe Jones | N | 101286 | 12 | Sydney | 4-Feb |
| 1:57.39.0 | | Brenda Riley | V | 091139 | 1 | Melbourne | 17-Dec |

High Jump

| | | | | | | | |
|------|--|------------------|---|--------|-----|-----------|--------|
| 1.91 | | Ellen Pettitt | W | 130586 | 1 | Melbourne | 9-Mar |
| 1.86 | | Petrina Price | N | 260484 | 1 | Sydney | 19-Jan |
| 1.86 | | Claire Mallett | N | 291284 | 2 | Sydney | 5-Feb |
| 1.84 | | Lauren Foote | S | 270484 | 1 | Adelaide | 14-Jan |
| 1.83 | | Sophia Begg | N | 140688 | 4 | Sydney | 5-Feb |
| 1.82 | | Gabrielle Conroy | N | 270875 | hep | Melbourne | 7-Jan |
| 1.82 | | Jane Jamieson | N | 230675 | hep | Melbourne | 7-Jan |

AUSTRALIAN RANKINGS LIST – JAN 1 TO DEC 31, 2006 (CONTINUED)

| PERFORM | WIND | NAME | ASS | D.O.B. | PLACE | VENUE | DATE |
|-----------------|------|-------------------------|-----|--------|-------|-----------|--------|
| 1.82 | | Kylie Wheeler | W | 170180 | hep | Melbourne | 20-Mar |
| 1.80 | | Lindsay McDonnell (GBR) | W | 130879 | 1 | Perth | 29-Jan |
| 1.80 | | Vicki Collins | Q | 011082 | =6 | Sydney | 5-Feb |
| 1.80 | | Sally Carter | S | 210390 | 1 | Adelaide | 11-Apr |
| 1.80 | | Zoe Timmers | W | 250589 | 1 | Perth | 12-Nov |
| 1.79 | | Catherine Drummond | Q | 141287 | 1 | Adelaide | 1-Apr |
| 1.78 | | Brittany Pettitt | W | 021089 | 1 | Perth | 5-Mar |
| 1.77 | | Denise Snyder | V | 070192 | 1 | Melbourne | 29-Oct |
| 1.77 | | Trudy Thompson | N | 130190 | 1 | Sydney | 7-Dec |
| 1.76 | | Jessica Fisher | N | 120183 | hep | Melbourne | 7-Jan |
| 1.76 | | Veronica Kirby | V | 010788 | 1 | Melbourne | 11-Feb |
| 1.76 | | Mia Mackinnon | N | 061091 | 1 | Sydney | 25-Nov |
| 1.75 | | Kylie Montgomery | S | 291285 | 2 | Adelaide | 14-Jan |
| 1.75 | | Nadia Smith (NZL) | V | 180276 | =9 | Sydney | 3-Feb |
| 1.75 | | Sheridan Seekamp | S | 171089 | 1 | Adelaide | 12-Apr |
| 1.75 | | Amy Pejkovic | N | 010293 | 1 | Sydney | 19-Nov |
| 1.75 | | Casey Narrier | W | 290585 | 1 | Perth | 26-Nov |
| 1.73 | | Hannah Alderton | V | 031088 | 1 | Ballarat | 28-Jan |
| 1.73 | | Danielle Senior | N | 170781 | hep | Sydney | 3-Feb |
| 1.72 | | Dale Holliday | S | 220991 | 1 | Adelaide | 7-Apr |
| 1.72 | | Jacqueline Griffin | Q | 140492 | 2 | Sydney | 8-Dec |
| 1.71 | | Lauren Ford | V | 081188 | hep | Melbourne | 7-Jan |
| 1.70 | | Clare Cook | Q | 100388 | 4 | Brisbane | 21-Jan |
| 1.70 | | Kayla Hammond | S | | 1 | Adelaide | 18-Feb |
| 1.70 | | Janelle O'Sullivan | V | 041290 | 8 | Adelaide | 1-Apr |
| 1.70 | | Theodora Spathis | V | 150288 | 1 | Melbourne | 18-Nov |
| 1.70 | | Leah Oakhill | Q | 220290 | =1 | Brisbane | 24-Nov |
| under 20 | | | | | | | |
| 1.83 | | Sophia Begg | N | 140688 | 4 | Sydney | 5-Feb |
| 1.80 | | Sally Carter | S | 210390 | 1 | Adelaide | 11-Apr |
| 1.80 | | Zoe Timmers | W | 250589 | 1 | Perth | 12-Nov |
| 1.79 | | Catherine Drummond | Q | 141287 | 1 | Adelaide | 1-Apr |
| 1.78 | | Brittany Pettitt | W | 021089 | 1 | Perth | 5-Mar |
| 1.77 | | Denise Snyder | V | 070192 | 1 | Melbourne | 29-Oct |
| 1.77 | | Trudy Thompson | N | 130190 | 1 | Sydney | 7-Dec |
| 1.76 | | Veronica Kirby | V | 010788 | 1 | Melbourne | 11-Feb |
| 1.76 | | Mia Mackinnon | N | 061091 | 1 | Sydney | 25-Nov |
| 1.75 | | Sheridan Seekamp | S | 171089 | 1 | Adelaide | 12-Apr |
| 1.75 | | Amy Pejkovic | N | 010293 | 1 | Sydney | 19-Nov |
| 1.73 | | Hannah Alderton | V | 031088 | 1 | Ballarat | 28-Jan |
| 1.72 | | Dale Holliday | S | 220991 | 1 | Adelaide | 7-Apr |

| PERFORM | WIND | NAME | ASS | D.O.B. | PLACE | VENUE | DATE |
|-----------------|------|--------------------|-----|--------|-------|-----------|--------|
| 1.72 | | Jacqueline Griffin | Q | 140492 | 2 | Sydney | 8-Dec |
| 1.71 | | Lauren Ford | V | 081188 | hep | Melbourne | 7-Jan |
| 1.70 | | Clare Cook | Q | 100388 | 4 | Brisbane | 21-Jan |
| 1.70 | | Kayla Hammond | S | | 1 | Adelaide | 18-Feb |
| 1.70 | | Janelle O'Sullivan | V | 041290 | 8 | Adelaide | 1-Apr |
| 1.70 | | Theodora Spathis | V | 150288 | 1 | Melbourne | 18-Nov |
| 1.70 | | Leah Oakhill | Q | 220290 | =1 | Brisbane | 24-Nov |
| under 18 | | | | | | | |
| 1.80 | | Sally Carter | S | 210390 | 1 | Adelaide | 11-Apr |
| 1.80 | | Zoe Timmers | W | 250589 | 1 | Perth | 12-Nov |
| 1.78 | | Brittany Pettitt | W | 021089 | 1 | Perth | 5-Mar |
| 1.77 | | Denise Snyder | V | 070192 | 1 | Melbourne | 29-Oct |
| 1.77 | | Trudy Thompson | N | 130190 | 1 | Sydney | 7-Dec |
| 1.76 | | Mia Mackinnon | N | 061091 | 1 | Sydney | 25-Nov |
| 1.75 | | Sheridan Seekamp | S | 171089 | 1 | Adelaide | 12-Apr |
| 1.75 | | Amy Pejkovic | N | 010293 | 1 | Sydney | 19-Nov |
| 1.72 | | Dale Holliday | S | 220991 | 1 | Adelaide | 7-Apr |
| 1.72 | | Jacqueline Griffin | Q | 140492 | 2 | Sydney | 8-Dec |
| 1.70 | | Kayla Hammond | S | | 1 | Adelaide | 18-Feb |
| 1.70 | | Janelle O'Sullivan | V | 041290 | 8 | Adelaide | 1-Apr |
| 1.70 | | Leah Oakhill | Q | 220290 | =1 | Brisbane | 24-Nov |
| 1.69 | | Molly Grau | V | 240392 | 2 | Melbourne | 29-Oct |

Pole Vault

| | | | | | | | |
|------|--|------------------------|---|--------|----|-------------------|--------|
| 4.62 | | Kym Howe | W | 120680 | 1 | Melbourne | 25-Mar |
| 4.58 | | Tatiana Grigorieva | Q | 081075 | 2 | Daegu, Korea | 28-Sep |
| 4.40 | | Alana Boyd | Q | 100584 | 1 | Brisbane | 24-Nov |
| 4.32 | | Vicky Parnov | W | 241090 | 2 | Jockgrim, Germany | 19-Jul |
| 4.20 | | Wendy Young | V | 180384 | 4 | Canberra | 26-Jan |
| 4.20 | | Katrina Miroshnichenko | Q | 120186 | 5 | Canberra | 26-Jan |
| 4.20 | | Jacinta Lynn | V | 120285 | 6 | Canberra | 26-Jan |
| 4.20 | | Irie Hill (GBR) | V | 160169 | 1 | Melbourne | 4-Mar |
| 4.15 | | Rosanna Ditton | V | 070679 | 1 | Ballarat | 28-Jan |
| 4.10 | | Amy Beckman | Q | 110583 | 2 | Gold Coast | 14-Jan |
| 4.10 | | Charmaine Lucock | Q | 080487 | 8 | Canberra | 26-Jan |
| 4.00 | | Jana Tankosic | S | 100486 | 1 | Adelaide | 17-Jan |
| 4.00 | | Simone Carre | W | 221082 | =4 | Melbourne | 18-Feb |
| 3.90 | | Rachel Birtles | W | 220590 | 1 | Perth | 5-Nov |
| 3.85 | | Sarah Wiltshire | V | 200379 | =3 | Melbourne | 19-Jan |
| 3.85 | | Miranda Tiong | W | 160988 | 2 | Perth | 25-Feb |
| 3.80 | | Erryn Boxall | W | 311084 | 3 | Akron, USA | 22-Apr |
| 3.75 | | Fiona Buchanan | V | 071281 | 6 | Melbourne | 4-Mar |

AUSTRALIAN RANKINGS LIST – JAN 1 TO DEC 31, 2006 (CONTINUED)

| PERFORM | WIND | NAME | ASS | D.O.B. | PLACE | VENUE | DATE |
|-----------------|------|---------------------|-----|--------|-------|----------------------|--------|
| 3.75 | | Jacqui Williams | V | 191188 | 7 | Melbourne | 4-Mar |
| 3.75 | | Jamie Scroop | S | 290388 | 1 | Adelaide | 1-Apr |
| 3.70 | | Tracey Young | S | 040481 | qual | Sydney | 2-Feb |
| 3.64 | | Liz Parnov | W | 090594 | 1 | Sydney | 7-Dec |
| 3.60 | | Jenna Jeffs (CAN) | V | 180483 | qual | Melbourne | 17-Feb |
| 3.60 | | Aurelie Clerc (FRA) | N | 130483 | 1 | Sydney | 28-Oct |
| 3.60 | | Jeanie Paton | Q | 161083 | 2 | Brisbane | 24-Nov |
| 3.60 | | Amanda Bartrim | N | 150791 | 1 | Sydney | 9-Dec |
| 3.60 | | Ellen Pearce | W | 140492 | 3 | Sydney | 9-Dec |
| 3.55 | | Lauren Eley | S | 061283 | 2 | Adelaide | 20-Jan |
| 3.50 | | Melanie Venn | S | 170783 | 2 | Adelaide | 14-Jan |
| 3.45 | | Jennifer Chan | V | 171189 | 1 | Sydney | 5-Feb |
| 3.45 | | Dawn Hartigan | V | 131156 | 3 | Melbourne | 11-Mar |
| 3.45 | | Sarah Green | W | 260690 | 3 | Perth | 18-Mar |
| 3.45 | | Danielle Dwyer | T | 031186 | 1 | Launceston | 22-Oct |
| 3.40 | | Gabriela Kruger | N | 250986 | 1 | Sydney | 7-Jan |
| 3.40 | | Taryn Neville | W | 081082 | 3 | Perth | 8-Jan |
| 3.40 | | Jeanie Paton | Q | 161083 | 1 | Gold Coast | 26-Jan |
| 3.40 | | Melanie Adams | V | 210788 | qual | Melbourne | 17-Feb |
| 3.40 | | Stephanie Weg | V | 220380 | 5 | Melbourne | 2-Dec |
| 3.35 | | Samantha Lee | Q | 171291 | 4 | Sydney | 9-Dec |
| 3.30 | | Jenny Lovell | S | 140283 | 2 | Adelaide | 27-Sep |
| 3.30 | | Laura Rudaks | S | 230590 | 1 | Adelaide | 11-Nov |
| 3.30 | | Emily Zerella | V | 270491 | 2 | Sydney | 7-Dec |
| 3.30 | | Angela Li | Q | 041189 | 3 | Sydney | 9-Dec |
| 3.25 | | Karina Thompson | V | 180585 | 2 | Melbourne | 18-Nov |
| 3.25 | | Angela Keir | Q | | 1 | Gold Coast | 22-Sep |
| 3.20 | | Renee Costello | N | 260989 | 2 | Sydney | 15-Jan |
| 3.20 | | Belinda Wong | S | 020789 | 2 | Adelaide | 11-Nov |
| 3.10 | | Adele Holland | V | 240587 | 3 | Melbourne | 18-Nov |
| 3.00 | | Amy Moulden | N | | 3 | Sydney | 15-Jan |
| 3.00 | | Amy Turner | V | | 2 | Melbourne | 20-Jan |
| 3.00 | | Lauren Vaessen | T | 120290 | 1 | Launceston | 12-Feb |
| 3.00 | | Katrina Hardke | Q | 091080 | 4 | Gold Coast | 19-Feb |
| 3.00 | | Natasha Keir | Q | 110894 | 2 | Sydney | 9-Dec |
| indoors | | | | | | | |
| 3.85 | | Erryn Boxall | W | 311084 | 3 | University Park, USA | 10-Feb |
| under 20 | | | | | | | |
| 4.32 | | Vicky Parnov | W | 241090 | 2 | Jockgrim, Germany | 19-Jul |
| 4.10 | | Charmaine Lucock | Q | 080487 | 8 | Canberra | 26-Jan |
| 3.90 | | Rachel Birtles | W | 220590 | 1 | Perth | 5-Nov |
| 3.85 | | Miranda Tiong | W | 160988 | 2 | Perth | 25-Feb |

| PERFORM | WIND | NAME | ASS | D.O.B. | PLACE | VENUE | DATE |
|------------------|------|-------------------|-----|--------|-------|-------------------|--------|
| 3.75 | | Jacqui Williams | V | 191188 | 7 | Melbourne | 4-Mar |
| 3.75 | | Jamie Scroop | S | 290388 | 1 | Adelaide | 1-Apr |
| 3.64 | | Liz Parnov | W | 090594 | 1 | Sydney | 7-Dec |
| 3.60 | | Amanda Bartrim | N | 150791 | 1 | Sydney | 9-Dec |
| 3.60 | | Ellen Pearce | W | 140492 | 3 | Sydney | 9-Dec |
| 3.45 | | Jennifer Chan | V | 171189 | 1 | Sydney | 5-Feb |
| 3.45 | | Sarah Green | W | 260690 | 3 | Perth | 18-Mar |
| 3.40 | | Melanie Adams | V | 210788 | qual | Melbourne | 17-Feb |
| 3.35 | | Samantha Lee | Q | 171291 | 4 | Sydney | 9-Dec |
| 3.30 | | Laura Rudaks | S | 230590 | 1 | Adelaide | 11-Nov |
| 3.30 | | Emily Zerella | V | 270491 | 2 | Sydney | 7-Dec |
| 3.30 | | Angela Li | Q | 041189 | 3 | Sydney | 9-Dec |
| 3.20 | | Renee Costello | N | 260989 | 2 | Sydney | 15-Jan |
| 3.20 | | Belinda Wong | S | 020789 | 2 | Adelaide | 11-Nov |
| 3.00 | | Lauren Vaessen | T | 120290 | 1 | Launceston | 12-Feb |
| 3.00 | | Natasha Keir | Q | 110894 | 2 | Sydney | 9-Dec |
| under 18 | | | | | | | |
| 4.32 | | Vicky Parnov | W | 241090 | 2 | Jockgrim, Germany | 19-Jul |
| 3.90 | | Rachel Birtles | W | 220590 | 1 | Perth | 5-Nov |
| 3.64 | | Liz Parnov | W | 090594 | 1 | Sydney | 7-Dec |
| 3.60 | | Amanda Bartrim | N | 150791 | 1 | Sydney | 9-Dec |
| 3.60 | | Ellen Pearce | W | 140492 | 3 | Sydney | 9-Dec |
| 3.45 | | Jennifer Chan | V | 171189 | 1 | Sydney | 5-Feb |
| 3.45 | | Sarah Green | W | 260690 | 3 | Perth | 18-Mar |
| 3.35 | | Samantha Lee | Q | 171291 | 4 | Sydney | 9-Dec |
| 3.30 | | Laura Rudaks | S | 230590 | 1 | Adelaide | 11-Nov |
| 3.30 | | Emily Zerella | V | 270491 | 2 | Sydney | 7-Dec |
| 3.30 | | Angela Li | Q | 041189 | 3 | Sydney | 9-Dec |
| 3.20 | | Renee Costello | N | 260989 | 2 | Sydney | 15-Jan |
| 3.20 | | Belinda Wong | S | 020789 | 2 | Adelaide | 11-Nov |
| 3.00 | | Lauren Vaessen | T | 120290 | 1 | Launceston | 12-Feb |
| 3.00 | | Natasha Keir | Q | 110894 | 2 | Sydney | 9-Dec |
| Long Jump | | | | | | | |
| 6.97 | +1.9 | Bronwyn Thompson | Q | 290178 | 1 | Melbourne | 24-Mar |
| 6.66 | +0.8 | Kerrie Taurima | A | 020479 | - | Melbourne | 9-Mar |
| 6.64 | +1.0 | Jacinta Boyd | Q | 100286 | 1 | Canberra | 3-Jan |
| 6.52 | +0.0 | Kylie Wheeler | W | 170180 | hep | Melbourne | 21-Mar |
| 6.43 | +0.8 | Lisa Morrison | N | 241281 | 3 | Canberra | 3-Jan |
| 6.29 | +1.2 | Naomi Bligh | N | 060986 | 4 | Sydney | 3-Feb |
| 6.19 | -0.0 | Nadia Smith (NZL) | V | 180276 | 6 | Sydney | 3-Feb |
| 6.16 | +1.0 | Fleur Castlereagh | N | 240477 | 5 | Canberra | 26-Jan |

AUSTRALIAN RANKINGS LIST – JAN 1 TO DEC 31, 2006 (CONTINUED)

| PERFORM | WIND | NAME | ASS | D.O.B. | PLACE | VENUE | DATE |
|----------------------|------|-------------------------|-----|--------|-------|---------------|--------|
| 6.15 | +1.0 | Lauren Boden | A | 030888 | 4 | Canberra | 3-Jan |
| 6.09 | +1.3 | Gillian Ragus | N | 050476 | hep | Melbourne | 8-Jan |
| 5.98 | +1.5 | Jane Jamieson | N | 230675 | hep | Melbourne | 8-Jan |
| 5.96 | +0.6 | Katie Cox | Q | 290790 | 1 | Sydney | 8-Dec |
| 5.87 | -2.0 | Jacinta Doyle | N | 280290 | - | Sydney | 8-Dec |
| 5.86 | | Bridgette Pateman (NZL) | V | 020979 | 1 | Melbourne | 4-Mar |
| 5.85 | +1.9 | Meggan O'Riley | S | 180389 | 2 | Sydney | 8-Dec |
| 5.85 | +1.1 | Paris Keeley | W | 230390 | 3 | Sydney | 8-Dec |
| 5.82 | +1.1 | Larissa Perry | W | 220789 | - | Sydney | 8-Dec |
| 5.81 | | Olivia Goder | V | 270888 | 1 | Melbourne | 11-Feb |
| 5.72 | | Jeanette Bowles | V | 140179 | 1 | Melbourne | 11-Nov |
| 5.72 | | Amy Carrig | V | | 1 | Melbourne | 25-Nov |
| 5.68 | +2.0 | Megan Wheatley | W | 100388 | hep | Sydney | 4-Feb |
| 5.67 | | Alysha House | N | 151188 | 1 | Mingara | 22-Jan |
| 5.64 | +1.1 | Michelle Apostolou | S | 031279 | 1 | Adelaide | 2-Apr |
| 5.63 | +0.4 | Caryn Brett | N | 070590 | hep | Sydney | 15-Oct |
| 5.60 | +0.5 | Tara Whitehead | Q | 280392 | 1 | Brisbane | 19-Oct |
| 5.59 | +2.0 | Tracey Barnett | Q | 120988 | - | Brisbane | 21-Jan |
| 5.58 | | Sinta Wardana | W | 181191 | 1 | Perth | 5-Nov |
| 5.57 | +1.8 | Fiona Kern | V | 140384 | hep | Melbourne | 8-Jan |
| 5.57 | +0.5 | Tahnee Reynolds-Hopkins | W | 090190 | 5 | Sydney | 8-Dec |
| 5.56 | +0.5 | Lauren Foote | S | 270484 | 1 | Adelaide | 4-Nov |
| 5.55 | | Zali Fung | N | 230492 | 1 | Sydney | 8-Sep |
| 5.55 | -2.1 | Emily Ints | Q | 090690 | 2 | Brisbane | 19-Oct |
| 5.55 | | Stephanie Vathis | V | | 2 | Melbourne | 25-Nov |
| 5.54 | +1.4 | Denise Snyder | V | 070192 | 2 | Melbourne | 29-Oct |
| 5.53 | +1.7 | Grace Scantlebury | Q | 020188 | - | Brisbane | 21-Jan |
| 5.53 | | Kirsten Bannister | N | 241190 | 1 | Sydney | 11-Nov |
| 5.52 | | Sarah Dosen | V | 181183 | 1 | Melbourne | 19-Jan |
| 5.52 | -0.1 | Bridget Oakley | N | 120789 | 1 | Sydney | 1-Oct |
| 5.52 | +1.4 | Brooke Stratton | V | 120793 | 1 | Melbourne | 29-Oct |
| 5.52 | +1.5 | Stephanie Langridge | N | 150591 | 1 | Sydney | 6-Dec |
| 5.51 | +1.7 | Amy McIrick | A | 280889 | 1 | Sydney | 5-Feb |
| 5.51 | | Simone Carre | V | 221082 | 1 | Melbourne | 2-Dec |
| 5.50 | +1.7 | Liz Murphy | Q | 171082 | - | Brisbane | 21-Jan |
| wind-assisted | | | | | | | |
| 6.74 | +2.4 | Kerrie Taurima | A | 020479 | 2 | Melbourne | 9-Mar |
| 6.11 | +3.4 | Larissa Perry | W | 220789 | 1 | Sydney | 8-Dec |
| 6.02 | +3.1 | Jane Jamieson | N | 230675 | hep | Sydney | 4-Feb |
| 5.94 | +3.5 | Jacinta Doyle | N | 280290 | 2 | Sydney | 8-Dec |
| indoors | | | | | | | |
| 6.01 | | Edwina Clarke | N | 200685 | 1 | Kingston, USA | 20-Jan |

| PERFORM | WIND | NAME | ASS | D.O.B. | PLACE | VENUE | DATE |
|----------------------|------|-------------------------|-----|--------|-------|-----------|--------|
| under 20 | | | | | | | |
| 6.15 | +1.0 | Lauren Boden | A | 030888 | 4 | Canberra | 3-Jan |
| 5.96 | +0.6 | Katie Cox | Q | 290790 | 1 | Sydney | 8-Dec |
| 5.87 | -2.0 | Jacinta Doyle | N | 280290 | - | Sydney | 8-Dec |
| 5.85 | +1.9 | Meggan O'Riley | S | 180389 | 2 | Sydney | 8-Dec |
| 5.85 | +1.1 | Paris Keeley | W | 230390 | 3 | Sydney | 8-Dec |
| 5.82 | +1.1 | Larissa Perry | W | 220789 | - | Sydney | 8-Dec |
| 5.72 | | Amy Carrig | V | | 1 | Melbourne | 25-Nov |
| 5.71 | +1.2 | Olivia Goder | V | 270888 | hep | Melbourne | 8-Jan |
| 5.68 | +2.0 | Megan Wheatley | W | 100388 | hep | Sydney | 4-Feb |
| 5.67 | | Alysha House | N | 151188 | 1 | Mingara | 22-Jan |
| 5.63 | +0.4 | Caryn Brett | N | 070590 | hep | Sydney | 15-Oct |
| 5.60 | +0.5 | Tara Whitehead | Q | 280392 | 1 | Brisbane | 19-Oct |
| 5.59 | +2.0 | Tracey Barnett | Q | 120988 | - | Brisbane | 21-Jan |
| 5.58 | | Sinta Wardana | W | 181191 | 1 | Perth | 5-Nov |
| 5.57 | +0.5 | Tahnee Reynolds-Hopkins | W | 090190 | 5 | Sydney | 8-Dec |
| 5.55 | | Zali Fung | N | 230492 | 1 | Sydney | 8-Sep |
| 5.55 | -2.1 | Emily Ints | Q | 090690 | 2 | Brisbane | 19-Oct |
| 5.54 | +1.4 | Denise Snyder | V | 070192 | 2 | Melbourne | 29-Oct |
| 5.53 | +1.7 | Grace Scantlebury | Q | 020188 | - | Brisbane | 21-Jan |
| 5.53 | | Kirsten Bannister | N | 241190 | 1 | Sydney | 11-Nov |
| 5.52 | -0.1 | Bridget Oakley | N | 120789 | 1 | Sydney | 1-Oct |
| 5.52 | +1.4 | Brooke Stratton | V | 120793 | 1 | Melbourne | 29-Oct |
| 5.52 | +1.5 | Stephanie Langridge | N | 150591 | 1 | Sydney | 6-Dec |
| 5.51 | +1.7 | Amy McIrick | A | 280889 | 1 | Sydney | 5-Feb |
| wind-assisted | | | | | | | |
| 6.11 | +3.4 | Larissa Perry | W | 220789 | 1 | Sydney | 8-Dec |
| 5.94 | +3.5 | Jacinta Doyle | N | 280290 | 2 | Sydney | 8-Dec |
| under 18 | | | | | | | |
| 5.96 | +0.6 | Katie Cox | Q | 290790 | 1 | Sydney | 8-Dec |
| 5.87 | -2.0 | Jacinta Doyle | N | 280290 | - | Sydney | 8-Dec |
| 5.85 | +1.9 | Meggan O'Riley | S | 180389 | 2 | Sydney | 8-Dec |
| 5.85 | +1.1 | Paris Keeley | W | 230390 | 3 | Sydney | 8-Dec |
| 5.82 | +1.1 | Larissa Perry | W | 220789 | - | Sydney | 8-Dec |
| 5.72 | | Amy Carrig | V | | 1 | Melbourne | 25-Nov |
| 5.63 | +0.4 | Caryn Brett | N | 070590 | hep | Sydney | 15-Oct |
| 5.60 | +0.5 | Tara Whitehead | Q | 280392 | 1 | Brisbane | 19-Oct |
| 5.58 | | Sinta Wardana | W | 181191 | 1 | Perth | 5-Nov |
| 5.57 | +0.5 | Tahnee Reynolds-Hopkins | W | 090190 | 5 | Sydney | 8-Dec |
| 5.55 | | Zali Fung | N | 230492 | 1 | Sydney | 8-Sep |
| 5.55 | -2.1 | Emily Ints | Q | 090690 | 2 | Brisbane | 19-Oct |
| 5.55 | | Preya Carey | N | 161183 | 2 | Sydney | 18-Nov |

AUSTRALIAN RANKINGS LIST – JAN 1 TO DEC 31, 2006 (CONTINUED)

| PERFORM | WIND | NAME | ASS | D.O.B. | PLACE | VENUE | DATE |
|----------------------|------|-------------------------|-----|--------|-------|-----------|--------|
| 5.54 | +1.4 | Denise Snyder | V | 070192 | 2 | Melbourne | 29-Oct |
| 5.53 | | Kirsten Bannister | N | 241190 | 1 | Sydney | 11-Nov |
| 5.52 | -0.1 | Bridget Oakley | N | 120789 | 1 | Sydney | 1-Oct |
| 5.52 | +1.4 | Brooke Stratton | V | 120793 | 1 | Melbourne | 29-Oct |
| 5.52 | +1.5 | Stephanie Langridge | N | 150591 | 1 | Sydney | 6-Dec |
| 5.51 | +1.7 | Amy McIrrick | A | 280889 | 1 | Sydney | 5-Feb |
| wind-assisted | | | | | | | |
| 6.11 | +3.4 | Larissa Perry | W | 220789 | 1 | Sydney | 8-Dec |
| 5.94 | +3.5 | Jacinta Doyle | N | 280290 | 2 | Sydney | 8-Dec |
| 5.76 | +3.1 | Caryn Brett | N | 070590 | 4 | Sydney | 8-Dec |
| 5.64 | +2.5 | Kelsey McCloskey-Huckin | V | 250292 | 1 | Sydney | 9-Dec |
| 5.61 | +3.2 | Sinta Wardana | W | 181191 | 1 | Sydney | 9-Dec |
| 5.58 | +2.6 | Emily Dober | V | 060392 | 1 | Melbourne | 29-Oct |

Triple Jump

| | | | | | | | |
|-------|------|-------------------------|---|--------|----|----------------------|--------|
| 13.36 | +0.0 | Linda Allen | Q | 220387 | 1 | Gold Coast | 9-Jul |
| 13.23 | -0.5 | Jeanette Bowles | V | 140179 | 6 | Melbourne | 21-Mar |
| 12.94 | -0.4 | Lisa Morrison | N | 241281 | 3 | Sydney | 5-Feb |
| 12.76 | -0.3 | Emma Knight | V | 020985 | 2 | Sydney | 19-Jan |
| 12.70 | +1.5 | Tahnee Reynolds-Hopkins | W | 090190 | 5 | Thessaloniki, Greece | 3-Jul |
| 12.66 | +0.9 | Carmen Miller | T | 180778 | 5 | Sydney | 5-Feb |
| 12.52 | -0.4 | Meggan O'Riley | S | 180389 | 1 | Sydney | 9-Dec |
| 12.47 | +0.7 | Alysha House | N | 151188 | 2 | Sydney | 14-Jan |
| 12.43 | +0.4 | Paula Lodge | S | 100177 | 1 | Adelaide | 20-Jan |
| 12.31 | +2.0 | Tracey Barnett | Q | 120988 | 2 | Brisbane | 13-Jan |
| 12.31 | +0.3 | Sarah Sydney | Q | 160284 | 3 | Brisbane | 22-Jan |
| 12.31 | | Kate O'Donnell | N | 021184 | 1 | Mingara | 22-Jan |
| 12.27 | +0.0 | Larissa Perry | W | 220789 | 2 | Sydney | 9-Dec |
| 12.14 | +0.4 | Kirsten Bannister | N | 241190 | 2 | Sydney | 9-Dec |
| 12.13 | +0.7 | Tenika Demamiel | W | 201188 | 3 | Adelaide | 2-Apr |
| 12.12 | | Olivia Goder | V | 270888 | 2 | Melbourne | 11-Feb |
| 12.08 | +0.4 | Michelle Apostolou | S | 031279 | 2 | Adelaide | 14-Jan |
| 12.05 | | Jo Bromfield | V | 160389 | 1 | Melbourne | 17-Oct |
| 11.99 | | Jane Urban | V | 021079 | 1 | Melbourne | 7-Jan |
| 11.93 | +0.6 | Ashley McBurney | N | 220489 | 11 | Sydney | 5-Feb |
| 11.92 | +1.7 | Katie Cox | Q | 290790 | 1 | Brisbane | 19-Oct |
| 11.91 | -0.9 | Brooke Stratton | V | 120793 | 1 | Sydney | 7-Dec |
| 11.88 | +1.5 | Tara Whitehead | Q | 280392 | 1 | Sydney | 10-Dec |
| 11.87 | +0.4 | Nicole Choolun | Q | 100586 | 2 | Adelaide | 31-Mar |
| 11.84 | +1.7 | Catherine Coventry | V | 180990 | 1 | Melbourne | 22-Jan |
| 11.82 | +1.9 | Michelle Willey | N | 271187 | 3 | Sydney | 12-Feb |
| 11.79 | | Mikaela Read | N | 311288 | 1 | Sydney | 30-Sep |

| PERFORM | WIND | NAME | ASS | D.O.B. | PLACE | VENUE | DATE |
|---------|------|-------------------------|-----|--------|-------|------------|--------|
| 11.79 | +1.3 | Rachel Rowe | V | 040391 | 1 | Sydney | 10-Dec |
| 11.78 | | Bridgette Pateman (NZL) | V | 020979 | 1 | Melbourne | 18-Nov |
| 11.74 | +0.8 | Shana Robinson | V | 250193 | 2 | Sydney | 7-Dec |
| 11.72 | -0.5 | Laura Baker | V | 190190 | qual | Melbourne | 18-Feb |
| 11.65 | +0.8 | Jessie Schellein | Q | 260289 | 3 | Sydney | 9-Dec |
| 11.62 | +0.3 | Liz Murphy | Q | 171082 | 1 | Gold Coast | 6-Jan |
| 11.55 | +1.5 | Rebecca Williams | Q | 040390 | 5 | Sydney | 9-Dec |
| 11.53 | -0.8 | Rebecca Marchant | V | 170393 | 3 | Sydney | 7-Dec |

wind-assisted

| | | | | | | | |
|-------|------|-----------------|---|--------|---|------------|--------|
| 13.67 | +3.2 | Linda Allen | Q | 220387 | 1 | Gold Coast | 5-Aug |
| 12.50 | +2.6 | Alysha House | N | 151188 | 1 | Sydney | 12-Feb |
| 12.46 | +2.2 | Sarah Sydney | Q | 160284 | 7 | Sydney | 5-Feb |
| 12.36 | +4.0 | Tracey Barnett | Q | 120988 | 2 | Brisbane | 22-Jan |
| 12.26 | +4.0 | Ashley McBurney | N | 220489 | 1 | Sydney | 4-Feb |

under 20

| | | | | | | | |
|-------|------|-------------------------|---|--------|------|----------------------|--------|
| 13.36 | +0.0 | Linda Allen | Q | 220387 | 1 | Gold Coast | 9-Jul |
| 12.70 | +1.5 | Tahnee Reynolds-Hopkins | W | 090190 | 5 | Thessaloniki, Greece | 3-Jul |
| 12.52 | -0.4 | Meggan O'Riley | S | 180389 | 1 | Sydney | 9-Dec |
| 12.47 | +0.7 | Alysha House | N | 151188 | 2 | Sydney | 14-Jan |
| 12.31 | +2.0 | Tracey Barnett | Q | 120988 | 2 | Brisbane | 13-Jan |
| 12.14 | +0.4 | Kirsten Bannister | N | 241190 | 2 | Sydney | 9-Dec |
| 12.13 | +0.7 | Tenika Demamiel | W | 201188 | 3 | Adelaide | 2-Apr |
| 12.12 | | Olivia Goder | V | 270888 | 2 | Melbourne | 11-Feb |
| 12.05 | | Jo Bromfield | V | 160389 | 1 | Melbourne | 17-Oct |
| 11.93 | +0.6 | Ashley McBurney | N | 220489 | 11 | Sydney | 5-Feb |
| 11.92 | +1.7 | Katie Cox | Q | 290790 | 1 | Brisbane | 19-Jan |
| 11.91 | -0.9 | Brooke Stratton | V | 120793 | 1 | Sydney | 7-Dec |
| 11.88 | +1.5 | Tara Whitehead | Q | 280392 | 1 | Sydney | 10-Dec |
| 11.84 | +1.7 | Catherine Coventry | V | 180990 | 1 | Melbourne | 22-Jan |
| 11.82 | +1.9 | Michelle Willey | N | 271187 | 3 | Sydney | 12-Feb |
| 11.79 | +1.3 | Rachel Rowe | V | 040391 | 1 | Sydney | 10-Dec |
| 11.74 | +0.8 | Shana Robinson | V | 250193 | 2 | Sydney | 7-Dec |
| 11.72 | -0.5 | Laura Baker | V | 190190 | qual | Melbourne | 18-Feb |
| 11.65 | +0.8 | Jessie Schellein | Q | 260289 | 3 | Sydney | 9-Dec |
| 11.55 | | Mikaela Read | N | 311288 | 1 | Sydney | 8-Jul |
| 11.55 | +1.5 | Rebecca Williams | Q | 040390 | 5 | Sydney | 9-Dec |
| 11.53 | -0.8 | Rebecca Marchant | V | 170393 | 3 | Sydney | 7-Dec |
| 11.51 | +0.5 | Larissa Perry | W | 220789 | 1 | Perth | 5-Nov |

wind-assisted

| | | | | | | | |
|-------|------|----------------|---|--------|---|------------|--------|
| 13.67 | +3.2 | Linda Allen | Q | 220387 | 1 | Gold Coast | 5-Aug |
| 12.50 | +2.6 | Alysha House | N | 151188 | 1 | Sydney | 12-Feb |
| 12.36 | +4.0 | Tracey Barnett | Q | 120988 | 2 | Brisbane | 22-Jan |

AUSTRALIAN RANKINGS LIST – JAN 1 TO DEC 31, 2006 (CONTINUED)

| PERFORM | WIND | NAME | ASS | D.O.B. | PLACE | VENUE | DATE |
|----------------------|------|-------------------------|-----|--------|-------|----------------------|--------|
| 12.26 | +4.0 | Ashley McBurney | N | 220489 | 1 | Sydney | 4-Feb |
| under 18 | | | | | | | |
| 12.70 | +1.5 | Tahnee Reynolds-Hopkins | W | 090190 | 5 | Thessaloniki, Greece | 3-Jul |
| 12.52 | -0.4 | Meggan O'Riley | S | 180389 | 1 | Sydney | 9-Dec |
| 12.14 | +0.4 | Kirsten Bannister | N | 241190 | 2 | Sydney | 9-Dec |
| 12.05 | | Jo Bromfield | V | 160389 | 1 | Melbourne | 17-Oct |
| 11.93 | +0.6 | Ashley McBurney | N | 220489 | 11 | Sydney | 5-Feb |
| 11.92 | +1.7 | Katie Cox | Q | 290790 | 1 | Brisbane | 19-Oct |
| 11.91 | -0.9 | Brooke Stratton | V | 120793 | 1 | Sydney | 7-Dec |
| 11.88 | +1.5 | Tara Whitehead | Q | 280392 | 1 | Sydney | 10-Dec |
| 11.84 | +1.7 | Catherine Coventry | V | 180990 | 1 | Melbourne | 22-Jan |
| 11.79 | +1.3 | Rachel Rowe | V | 040391 | 1 | Sydney | 10-Dec |
| 11.74 | +0.8 | Shana Robinson | V | 250193 | 2 | Sydney | 7-Dec |
| 11.72 | -0.5 | Laura Baker | V | 190190 | qual | Melbourne | 18-Feb |
| 11.65 | +0.8 | Jessie Schellein | Q | 260289 | 3 | Sydney | 9-Dec |
| 11.55 | +1.5 | Rebecca Williams | Q | 040390 | 5 | Sydney | 9-Dec |
| 11.53 | -0.8 | Rebecca Marchant | V | 170393 | 3 | Sydney | 7-Dec |
| 11.51 | +0.5 | Larissa Perry | W | 220789 | 1 | Perth | 5-Nov |
| wind-assisted | | | | | | | |
| 11.95 | +4.2 | Laura Baker | V | 190190 | 1 | Melbourne | 17-Oct |
| 11.81 | +3.6 | Larissa Perry | W | 220789 | 1 | Perth | 26-Nov |
| Shot Put | | | | | | | |
| 15.98 | | Dani Samuels | N | 260588 | 2 | Sydney | 2-Feb |
| 14.66 | | Gail Miller | V | 151276 | 1 | Melbourne | 7-Jan |
| 14.44 | | Margaret Satupai (SAM) | V | 090792 | 1 | Melbourne | 21-Oct |
| 14.26 | | Joanne Miertschin | Q | 240680 | 4 | Sydney | 2-Feb |
| 14.15 | | Vika Lolo | N | 170190 | 2 | Thessaloniki, Greece | 27-Jun |
| 13.98 | | Lomana Fagatuai | N | 311090 | 1 | Adelaide | 2-Apr |
| 13.93 | | Kimberley Mulhall | V | 090191 | 3 | Melbourne | 7-Jan |
| 13.91 | | Annabel Thomson | N | 120587 | 2 | Ballarat | 29-Jan |
| 13.54 | | Jaymi Schultz | Q | 260490 | 4 | Sydney | 7-Dec |
| 13.52 | | Alifatou Djibril (TOG) | S | 130280 | 1 | Lome, Togo | 13-May |
| 13.44 | | Christie Chamberlain | N | 090689 | 2 | Sydney | 7-Dec |
| 13.41 | | Kylie Wheeler | W | 170180 | hep | Canberra | 16-Dec |
| 13.31 | | Jane Jamieson | N | 230675 | hep | Melbourne | 20-Mar |
| 13.14 | | Melissa Delich | W | 051179 | 1 | Perth | 29-Jan |
| 12.92 | | Morgan Vosilla | N | 300689 | 4 | Sydney | 14-Jan |
| 12.86 | | Nicole Tibos | V | 280371 | 7 | Sydney | 2-Feb |
| 12.81 | | Deborah Lovely | Q | 200683 | 1 | Adelaide | 27-Sep |
| 12.67 | | Belinda Johnson | N | 011184 | 4 | Sydney | 19-Nov |
| 12.62 | | Catherine Spink | Q | 280689 | 1 | Brisbane | 20-Oct |

| PERFORM | WIND | NAME | ASS | D.O.B. | PLACE | VENUE | DATE |
|-----------------|------|------------------------|-----|--------|-------|----------------------|--------|
| 12.61 | | Melissa Holohan | N | 220383 | 1 | Sydney | 12-Aug |
| 12.53 | | Kristina Hekeik | N | 100889 | 2 | Sydney | 4-Mar |
| 12.51 | | Mary Lange | S | 060582 | 1 | Adelaide | 4-Nov |
| 12.49 | | Lauren Smith | W | 151287 | 1 | Perth | 4-Mar |
| 12.41 | | Byrony Glass | W | 310377 | 1 | Perth | 17-Dec |
| 12.31 | | Jane Brotherton | N | 120784 | 1 | Adelaide | 1-Apr |
| 12.26 | | Gillian Ragus | N | 050476 | hep | Melbourne | 7-Jan |
| 12.23 | | Sharmane Motuliki | N | 130387 | 2 | Adelaide | 27-Sep |
| 12.13 | | Stacey Stewart | V | 120887 | 1 | Melbourne | 4-Feb |
| 12.07 | | Julie Bennell | Q | 090587 | 1 | Melbourne | 31-Jan |
| 12.07 | | Bianca Maurer | V | 041090 | 1 | Geelong | 23-Sep |
| 12.04 | | Megan Wheatley | W | 100388 | hep | Beijing, China | 18-Aug |
| indoors | | | | | | | |
| 12.40 | | Bianca Debartolo | N | 170885 | 11 | Johnson City, USA | 20-Jan |
| under 20 | | | | | | | |
| 15.98 | | Dani Samuels | N | 260588 | 2 | Sydney | 2-Feb |
| 14.44 | | Margaret Satupai (SAM) | V | 090792 | 1 | Melbourne | 21-Oct |
| 14.15 | | Vika Lolo | N | 170190 | 2 | Thessaloniki, Greece | 27-Jun |
| 13.98 | | Lomana Fagatuai | N | 311090 | 1 | Adelaide | 2-Apr |
| 13.93 | | Kimberley Mulhall | V | 090191 | 3 | Melbourne | 7-Jan |
| 13.91 | | Annabel Thomson | N | 120587 | 2 | Ballarat | 29-Jan |
| 13.54 | | Jaymi Schultz | Q | 260490 | 4 | Sydney | 7-Dec |
| 13.30 | | Christie Chamberlain | N | 090689 | 6 | Thessaloniki, Greece | 27-Jun |
| 12.92 | | Morgan Vosilla | N | 300689 | 4 | Sydney | 14-Jan |
| 12.62 | | Catherine Spink | Q | 280689 | 1 | Brisbane | 20-Oct |
| 12.53 | | Kristina Hekeik | N | 100889 | 2 | Sydney | 4-Mar |
| 12.49 | | Lauren Smith | W | 151287 | 1 | Perth | 4-Mar |
| 12.23 | | Sharmane Motuliki | N | 130387 | 2 | Adelaide | 27-Sep |
| 12.13 | | Stacey Stewart | V | 120887 | 1 | Melbourne | 4-Feb |
| 12.07 | | Julie Bennell | Q | 090587 | 1 | Melbourne | 31-Jan |
| 12.07 | | Bianca Maurer | V | 041090 | 1 | Geelong | 23-Sep |
| 12.04 | | Megan Wheatley | W | 100388 | hep | Beijing, China | 18-Aug |
| under 18 | | | | | | | |
| 14.44 | | Margaret Satupai (SAM) | V | 090792 | 1 | Melbourne | 21-Oct |
| 14.15 | | Vika Lolo | N | 170190 | 2 | Thessaloniki, Greece | 27-Jun |
| 13.98 | | Lomana Fagatuai | N | 311090 | 1 | Adelaide | 2-Apr |
| 13.93 | | Kimberley Mulhall | V | 090191 | 3 | Melbourne | 7-Jan |
| 13.54 | | Jaymi Schultz | Q | 260490 | 4 | Sydney | 7-Dec |
| 13.30 | | Christie Chamberlain | N | 090689 | 6 | Thessaloniki, Greece | 27-Jun |
| 12.92 | | Morgan Vosilla | N | 300689 | 4 | Sydney | 14-Jan |
| 12.62 | | Catherine Spink | Q | 280689 | 1 | Brisbane | 20-Oct |
| 12.53 | | Kristina Hekeik | N | 100889 | 2 | Sydney | 4-Mar |

AUSTRALIAN RANKINGS LIST – JAN 1 TO DEC 31, 2006 (CONTINUED)

| PERFORM | WIND | NAME | ASS | D.O.B. | PLACE | VENUE | DATE |
|---------|------|---------------|-----|--------|-------|---------|--------|
| 12.07 | | Bianca Maurer | V | 041090 | 1 | Geelong | 23-Sep |

Discus Throw

| | | | | | | | |
|-------|--|----------------------------|---|--------|---|----------------|--------|
| 60.63 | | Dani Samuels | N | 260588 | 1 | Beijing, China | 20-Aug |
| 55.77 | | Monique Nacsa | Q | 261076 | 1 | Brisbane | 10-Mar |
| 49.96 | | Annabel Thomson | N | 120587 | 2 | Gold Coast | 5-Aug |
| 48.99 | | Vika Lolo | N | 170190 | 1 | Sydney | 9-Dec |
| 48.69 | | Deborah Lovely | Q | 200683 | 1 | Adelaide | 28-Sep |
| 48.03 | | Kimberley Mulhall | V | 090191 | 1 | Sydney | 9-Dec |
| 47.99 | | Calista Lyon | V | 020186 | 4 | Melbourne | 17-Feb |
| 47.67 | | Sharmaine Motuliki | N | 130387 | 1 | Sydney | 18-Mar |
| 46.94 | | Margaret Satupai (SAM) | V | 090792 | 1 | Melbourne | 21-Oct |
| 46.57 | | Lomana Fagatuai | N | 311090 | 1 | Sydney | 15-Jan |
| 46.26 | | Kelly Emery | V | 190489 | 2 | Melbourne | 19-Jan |
| 46.04 | | Jaymi Schultz | Q | 260490 | 3 | Sydney | 9-Dec |
| 45.90 | | Christie Chamberlain | N | 090689 | 2 | Sydney | 9-Dec |
| 45.71 | | Lauren Burns | V | 221283 | 3 | Melbourne | 19-Jan |
| 45.35 | | Stacey Stewart | V | 120887 | 1 | Melbourne | 22-Jan |
| 45.21 | | Sharyn Dickson | N | 190784 | 1 | Sydney | 12-Feb |
| 45.09 | | Catherine Spink | Q | 280689 | 3 | Gold Coast | 5-Aug |
| 45.08 | | Megan Boyes | V | 091280 | 6 | Melbourne | 17-Feb |
| 45.00 | | Raelene Warren | V | 170278 | 2 | Melbourne | 4-Mar |
| 44.49 | | Alifatou Djibril (TOG) | S | 130280 | 1 | Lome, Togo | 13-May |
| 43.35 | | Narelle Forth | N | 020990 | 5 | Sydney | 9-Dec |
| 43.08 | | Jess Wedd | S | 150390 | 1 | Adelaide | 14-Nov |
| 42.87 | | Rachel Evans | N | 290586 | 5 | Sydney | 19-Jan |
| 42.66 | | Lauren Smith | W | 151287 | 1 | Perth | 8-Jan |
| 41.65 | | Morgan Vosilla | N | 300689 | 3 | Sydney | 15-Jan |
| 41.63 | | Alicia Marshall | S | 120385 | 1 | Adelaide | 18-Feb |
| 41.59 | | Natalie Debeljuh | V | 041088 | 4 | Ballarat | 29-Jan |
| 41.47 | | Bianca Maurer | V | 041090 | 1 | Geelong | 21-Oct |
| 41.45 | | Julie Bennell | V | 090587 | 3 | Adelaide | 28-Sep |
| 40.80 | | Rhiannon Maher | T | 310588 | 1 | Penguin | 22-Nov |
| 40.66 | | Alyse Richmond | V | 041287 | 2 | Melbourne | 22-Jan |
| 40.58 | | Elizabeth Connor | Q | 051090 | 1 | Brisbane | 3-Nov |
| 40.46 | | Danielle Valling-Geoghegan | Q | 121287 | 5 | Apia, Samoa | 16-Dec |
| 40.00 | | Alice Williams | Q | | 1 | Brisbane | 22-Oct |

under 20

| | | | | | | | |
|-------|--|-------------------|---|--------|---|----------------|--------|
| 60.63 | | Dani Samuels | N | 260588 | 1 | Beijing, China | 20-Aug |
| 49.96 | | Annabel Thomson | N | 120587 | 2 | Gold Coast | 5-Aug |
| 48.99 | | Vika Lolo | N | 170190 | 1 | Sydney | 9-Dec |
| 48.03 | | Kimberley Mulhall | V | 090191 | 1 | Sydney | 9-Dec |

| PERFORM | WIND | NAME | ASS | D.O.B. | PLACE | VENUE | DATE |
|---------|------|----------------------------|-----|--------|-------|------------|--------|
| 47.67 | | Sharmaine Motuliki | N | 130387 | 1 | Sydney | 18-Mar |
| 46.94 | | Margaret Satupai (SAM) | V | 090792 | 1 | Melbourne | 21-Oct |
| 46.57 | | Lomana Fagatuai | N | 311090 | 1 | Sydney | 15-Jan |
| 46.26 | | Kelly Emery | V | 190489 | 2 | Melbourne | 19-Jan |
| 46.04 | | Jaymi Schultz | Q | 260490 | 3 | Sydney | 9-Dec |
| 45.90 | | Christie Chamberlain | N | 090689 | 2 | Sydney | 9-Dec |
| 45.35 | | Stacey Stewart | V | 120887 | 1 | Melbourne | 22-Jan |
| 45.09 | | Catherine Spink | Q | 280689 | 3 | Gold Coast | 5-Aug |
| 43.35 | | Narelle Forth | N | 020990 | 5 | Sydney | 9-Dec |
| 43.08 | | Jess Wedd | S | 150390 | 1 | Adelaide | 14-Nov |
| 42.66 | | Lauren Smith | W | 151287 | 1 | Perth | 8-Jan |
| 41.65 | | Morgan Vosilla | N | 300689 | 3 | Sydney | 15-Jan |
| 41.59 | | Natalie Debeljuh | V | 041088 | 4 | Ballarat | 29-Jan |
| 41.47 | | Bianca Maurer | V | 041090 | 1 | Geelong | 21-Oct |
| 41.45 | | Julie Bennell | V | 090587 | 3 | Adelaide | 28-Sep |
| 40.80 | | Rhiannon Maher | T | 310588 | 1 | Penguin | 22-Nov |
| 40.66 | | Alyse Richmond | V | 041287 | 2 | Melbourne | 22-Jan |
| 40.58 | | Elizabeth Connor | Q | 051090 | 1 | Brisbane | 3-Nov |
| 40.46 | | Danielle Valling-Geoghegan | Q | 121287 | 5 | Samoa | Dec |
| 40.00 | | Alice Williams | Q | | 1 | Brisbane | 22-Oct |

under 18

| | | | | | | | |
|-------|--|------------------------|---|--------|---|------------|--------|
| 48.99 | | Vika Lolo | N | 170190 | 1 | Sydney | 9-Dec |
| 48.03 | | Kimberley Mulhall | V | 090191 | 1 | Sydney | 9-Dec |
| 46.94 | | Margaret Satupai (SAM) | V | 090792 | 1 | Melbourne | 21-Oct |
| 46.57 | | Lomana Fagatuai | N | 311090 | 1 | Sydney | 15-Jan |
| 46.26 | | Kelly Emery | V | 190489 | 2 | Melbourne | 19-Jan |
| 46.04 | | Jaymi Schultz | Q | 260490 | 3 | Sydney | 9-Dec |
| 45.90 | | Christie Chamberlain | N | 090689 | 2 | Sydney | 9-Dec |
| 45.09 | | Catherine Spink | Q | 280689 | 3 | Gold Coast | 5-Aug |
| 43.35 | | Narelle Forth | N | 020990 | 5 | Sydney | 9-Dec |
| 43.08 | | Jess Wedd | S | 150390 | 1 | Adelaide | 14-Nov |
| 41.65 | | Morgan Vosilla | N | 300689 | 3 | Sydney | 15-Jan |
| 41.47 | | Bianca Maurer | V | 041090 | 1 | Geelong | 21-Oct |
| 40.58 | | Elizabeth Connor | Q | 051090 | 1 | Brisbane | 3-Nov |
| 40.00 | | Alice Williams | Q | | 1 | Brisbane | 22-Oct |

Hammer Throw

| | | | | | | | |
|-------|--|---------------------|---|--------|---|--------|-------|
| 70.72 | | Brooke Billett | S | 090780 | 1 | Sydney | 5-Feb |
| 64.86 | | Karyne Di Marco | N | 140378 | 2 | Sydney | 5-Feb |
| 63.48 | | Gabrielle Neighbour | V | 221183 | 3 | Sydney | 5-Feb |
| 57.39 | | Sharyn Angel | Q | 081180 | 4 | Sydney | 5-Feb |
| 55.66 | | Breanne Clement | N | 020782 | 4 | Hobart | 6-Jan |

AUSTRALIAN RANKINGS LIST – JAN 1 TO DEC 31, 2006 (CONTINUED)

| PERFORM | WIND | NAME | ASS | D.O.B. | PLACE | VENUE | DATE |
|-----------------|------|----------------------------|-----|--------|-------|------------|--------|
| 55.40 | | Raelene Warren | V | 170278 | 4 | Melbourne | 18-Feb |
| 55.16 | | Lisa Craig | N | 190786 | 1 | Adelaide | 31-Mar |
| 55.04 | | Byrony Glass | W | 310377 | 1 | Perth | 17-Dec |
| 54.14 | | Melissa Holohan | N | 220383 | 2 | Sydney | 12-Aug |
| 53.57 | | Deborah Lovely | Q | 200683 | 3 | Gold Coast | 10-Nov |
| 52.53 | | Natalie Prior | N | 090989 | 1 | Sydney | 4-Nov |
| 52.27 | | Natalie Debeljuh | V | 041088 | 1 | Geelong | 9-Sep |
| 51.98 | | Erin Petrovic | N | 280285 | 2 | Sydney | 23-Sep |
| 51.41 | | Kelly Humphries-Howard | Q | 050881 | 3 | Brisbane | 24-Nov |
| 50.30 | | Anita Millington | T | 220286 | 6 | Melbourne | 18-Feb |
| 49.71 | | Stacey Vernon | V | 141288 | 1 | Melbourne | 20-Jan |
| 48.69 | | Christina Luzi | N | 120687 | 2 | Sydney | 12-Feb |
| 48.28 | | Breanna Neighbour | V | 290981 | 7 | Melbourne | 18-Feb |
| 47.88 | | Haruka Murata | V | 211085 | 1 | Melbourne | 9-Dec |
| 46.08 | | Ashleigh Mumberson | N | 130290 | 1 | Sydney | 10-Dec |
| 45.27 | | Sharyn Dickson | N | 190784 | 3 | Sydney | 12-Feb |
| 45.21 | | Sally Chapman | N | 301287 | 1 | Canberra | 10-Jan |
| 44.91 | | Bianca Maurer | V | 041090 | 1 | Geelong | 23-Sep |
| 43.98 | | Melissa Hilder | N | 201190 | 1 | Sydney | 4-Nov |
| 43.63 | | Jacinta Faint | Q | 181290 | 3 | Sydney | 10-Dec |
| 43.45 | | Ashleigh Wakeford | Q | 080289 | 4 | Brisbane | 18-Nov |
| 42.07 | | Sara-Jane Cattermole (GBR) | W | 290177 | 1 | Perth | 19-Feb |
| 41.85 | | Jacqui Emms | S | 290185 | 1 | Adelaide | 9-Dec |
| 41.59 | | Teresa Cokley | Q | 041072 | 1 | Gold Coast | 11-Feb |
| 40.99 | | Melissa Prior | N | 140292 | 3 | Sydney | 23-Sep |
| 40.32 | | Rebecca O'Dea | S | 100888 | 1 | Adelaide | 15-Jan |
| 40.30 | | Kate McEachen | Q | 090592 | 1 | Sydney | 7-Dec |
| 40.18 | | Jo-Anne Plug | N | | 1 | Sydney | 1-Apr |
| 40.05 | | Rebecca Oakhill | Q | | 2 | Gold Coast | 22-Sep |
| under 20 | | | | | | | |
| 52.53 | | Natalie Prior | N | 090989 | 1 | Sydney | 4-Nov |
| 52.27 | | Natalie Debeljuh | V | 041088 | 1 | Geelong | 9-Sep |
| 49.71 | | Stacey Vernon | V | 141288 | 1 | Melbourne | 20-Jan |
| 48.69 | | Christina Luzi | N | 120687 | 2 | Sydney | 12-Feb |
| 46.08 | | Ashleigh Mumberson | N | 130290 | 1 | Sydney | 10-Dec |
| 45.21 | | Sally Chapman | N | 301287 | 1 | Canberra | 10-Jan |
| 44.91 | | Bianca Maurer | V | 041090 | 1 | Geelong | 23-Sep |
| 43.98 | | Melissa Hilder | N | 201190 | 1 | Sydney | 4-Nov |
| 43.63 | | Jacinta Faint | Q | 181290 | 3 | Sydney | 10-Dec |
| 43.45 | | Ashleigh Wakeford | Q | 080289 | 4 | Brisbane | 18-Nov |
| 40.99 | | Melissa Prior | N | 140292 | 3 | Sydney | 23-Sep |
| 40.32 | | Rebecca O'Dea | S | 100888 | 1 | Adelaide | 15-Jan |

| PERFORM | WIND | NAME | ASS | D.O.B. | PLACE | VENUE | DATE |
|-----------------|------|--------------------|-----|--------|-------|----------|--------|
| 40.30 | | Kate McEachen | Q | 090592 | 1 | Sydney | 7-Dec |
| under 18 | | | | | | | |
| 52.53 | | Natalie Prior | N | 090989 | 1 | Sydney | 4-Nov |
| 46.08 | | Ashleigh Mumberson | N | 130290 | 1 | Sydney | 10-Dec |
| 44.91 | | Bianca Maurer | V | 041090 | 1 | Geelong | 23-Sep |
| 43.98 | | Melissa Hilder | N | 201190 | 1 | Sydney | 4-Nov |
| 43.63 | | Jacinta Faint | Q | 181290 | 3 | Sydney | 10-Dec |
| 43.45 | | Ashleigh Wakeford | Q | 080289 | 4 | Brisbane | 18-Nov |
| 40.99 | | Melissa Prior | N | 140292 | 3 | Sydney | 23-Sep |
| 40.30 | | Kate McEachen | Q | 090592 | 1 | Sydney | 7-Dec |

Javelin Throw

| | | | | | | | |
|-------|--|--------------------|---|--------|------|-----------|--------|
| 58.81 | | Kathryn Mitchell | V | 100782 | 1 | Melbourne | 7-Jan |
| 58.59 | | Rosie Hooper | V | 040878 | 1 | Ballarat | 28-Jan |
| 58.56 | | Kimberley Mickle | W | 281284 | 1 | Sydney | 4-Feb |
| 56.52 | | Joanna Stone-Nixon | Q | 041072 | 1 | Brisbane | 27-Jan |
| 54.21 | | Laura Cornford | N | 110688 | 1 | Sydney | 16-Jun |
| 53.33 | | Annabel Thomson | N | 120587 | 1 | Adelaide | 1-Apr |
| 53.32 | | Zoe Pelbart | N | 110887 | 2 | Sydney | 14-Jan |
| 51.16 | | Annabel Davies | N | 080989 | 1 | Sydney | 8-Dec |
| 47.68 | | Kate Shierlaw | S | 280289 | 2 | Sydney | 8-Dec |
| 46.76 | | Bianca Maurer | V | 041090 | 1 | Sydney | 8-Dec |
| 45.98 | | Jane Jamieson | N | 230675 | hep | Melbourne | 21-Mar |
| 45.59 | | Jo-Anne Verrall | Q | 060989 | 3 | Sydney | 8-Dec |
| 45.58 | | Kira Ambry | V | 210787 | 1 | Melbourne | 18-Nov |
| 44.78 | | Lauren Bale | Q | 301187 | 2 | Brisbane | 21-Jan |
| 44.22 | | Sara Jaric | S | 230690 | 2 | Sydney | 8-Dec |
| 44.09 | | Jessica Fisher | N | 120183 | 1 | Sydney | 28-Jan |
| 43.85 | | Hayley Neville | Q | 031090 | 3 | Sydney | 8-Dec |
| 43.13 | | Jessica Head | Q | 040991 | 1 | Sydney | 9-Dec |
| 42.79 | | Kirsty May | N | 160187 | 1 | Sydney | 25-Mar |
| 42.38 | | Karen Clarke | A | 230690 | 2 | Sydney | 4-Feb |
| 42.30 | | Sonia Weatherley | Q | 261288 | 1 | Brisbane | 22-Oct |
| 42.23 | | Shakira Winmar | V | 021089 | 1 | Ballarat | 28-Jan |
| 42.18 | | Amy Sadler | N | 170488 | hep | Sydney | 4-Feb |
| 41.88 | | Rebecca Morgan | S | 290492 | 1 | Sydney | 9-Dec |
| 41.87 | | Natasha De Niese | V | 111078 | 6 | Melbourne | 19-Feb |
| 41.70 | | Rebekah Redden | S | 211181 | qual | Sydney | 3-Feb |
| 41.69 | | Rebekah Millard | W | 220291 | 2 | Sydney | 9-Dec |
| 41.15 | | Ashleigh Woods | Q | 070590 | 4 | Sydney | 8-Dec |
| 41.14 | | Kate Smith | Q | 100282 | 1 | Cairns | 24-May |
| 41.62 | | Julie Bennell | Q | 090587 | 1 | Melbourne | 4-Mar |

AUSTRALIAN RANKINGS LIST – JAN 1 TO DEC 31, 2006 (CONTINUED)

| PERFORM | WIND | NAME | ASS | D.O.B. | PLACE | VENUE | DATE |
|-----------------|------|---------------------------|-----|--------|-------|-------------|--------|
| 41.32 | | Tammy Martin | Q | 090983 | 3 | Brisbane | 21-Jan |
| 41.04 | | Niki Aspris | V | 141081 | 2 | Melbourne | 21-Oct |
| 40.78 | | Timisha Venck | Q | 250590 | 6 | Sydney | 8-Dec |
| 40.62 | | Cecilia McIntosh | V | 210679 | qual | Melbourne | 17-Feb |
| 40.44 | | Katherine Worotnicki | V | 090686 | 1 | Adelaide | 1-Apr |
| 40.40 | | Tammy Baart | Q | | 2 | Apia, Samoa | 14-Dec |
| 40.35 | | Katherine Henley | Q | 280689 | 5 | Sydney | 8-Dec |
| 40.09 | | Lucielle Holley | Q | 190990 | 1 | Brisbane | 20-Oct |
| 40.05 | | Danielle McLeod-Robertson | Q | 180191 | 3 | Sydney | 9-Dec |
| 40.02 | | Sally Page | S | 170290 | 1 | Sydney | 4-Mar |
| 40.00 | | Hannah Vander Waal | W | 040190 | 1 | Perth | 29-Oct |
| under 20 | | | | | | | |
| 53.33 | | Annabel Thomson | N | 120587 | 1 | Adelaide | 1-Apr |
| 53.32 | | Zoe Pelbart | N | 110887 | 2 | Sydney | 14-Jan |
| 53.01 | | Laura Cornford | N | 110688 | 3 | Sydney | 14-Jan |
| 51.16 | | Annabel Davies | N | 080989 | 1 | Sydney | 8-Dec |
| 47.68 | | Kate Shierlaw | S | 280289 | 2 | Sydney | 8-Dec |
| 46.76 | | Bianca Maurer | V | 041090 | 1 | Sydney | 8-Dec |
| 45.59 | | Jo-Ann Verrall | Q | 060989 | 3 | Sydney | 8-Dec |
| 45.58 | | Kira Ambry | V | 210787 | 1 | Melbourne | 18-Nov |
| 44.78 | | Lauren Bale | Q | 301187 | 2 | Brisbane | 21-Jan |
| 44.22 | | Sara Jaric | S | 230690 | 2 | Sydney | 8-Dec |
| 43.85 | | Hayley Neville | Q | 031090 | 3 | Sydney | 8-Dec |
| 43.13 | | Jessica Head | Q | 040991 | 1 | Sydney | 9-Dec |
| 42.38 | | Karen Clarke | A | 230690 | 2 | Sydney | 4-Feb |
| 42.23 | | Shakira Winmar | V | 021089 | 1 | Ballarat | 28-Jan |
| 42.30 | | Sonia Weatherley | Q | 261288 | 1 | Brisbane | 22-Oct |
| 42.18 | | Amy Sadler | N | 170488 | hep | Sydney | 4-Feb |
| 41.88 | | Rebecca Morgan | S | 290492 | 1 | Sydney | 9-Dec |
| 41.69 | | Rebekah Millard | W | 220291 | 2 | Sydney | 9-Dec |
| 41.62 | | Julie Bennell | Q | 090587 | 1 | Melbourne | 4-Mar |
| 41.15 | | Ashleigh Woods | Q | 070590 | 4 | Sydney | 8-Dec |
| 40.78 | | Timisha Venck | Q | 250590 | 6 | Sydney | 8-Dec |
| 40.35 | | Katherine Henley | Q | 280689 | 5 | Sydney | 8-Dec |
| 40.09 | | Lucielle Holley | Q | 190990 | 1 | Brisbane | 20-Oct |
| 40.05 | | Danielle McLeod-Robertson | Q | 180191 | 3 | Sydney | 9-Dec |
| 40.02 | | Sally Page | S | 170290 | 1 | Sydney | 4-Mar |
| 40.00 | | Hannah Vander Waal | W | 040190 | 1 | Perth | 29-Oct |
| under 18 | | | | | | | |
| 51.16 | | Annabel Davies | N | 080989 | 1 | Sydney | 8-Dec |
| 47.68 | | Kate Shierlaw | S | 280289 | 2 | Sydney | 8-Dec |
| 46.76 | | Bianca Maurer | V | 041090 | 1 | Sydney | 8-Dec |

| PERFORM | WIND | NAME | ASS | D.O.B. | PLACE | VENUE | DATE |
|---------|------|---------------------------|-----|--------|-------|----------|--------|
| 45.59 | | Jo-Ann Verrall | Q | 060989 | 3 | Sydney | 8-Dec |
| 44.22 | | Sara Jaric | S | 230690 | 2 | Sydney | 8-Dec |
| 43.85 | | Hayley Neville | Q | 031090 | 3 | Sydney | 8-Dec |
| 43.13 | | Jessica Head | Q | 040991 | 1 | Sydney | 9-Dec |
| 42.38 | | Karen Clarke | A | 230690 | 2 | Sydney | 4-Feb |
| 42.23 | | Shakira Winmar | V | 021089 | 1 | Ballarat | 28-Jan |
| 41.88 | | Rebecca Morgan | S | 290492 | 1 | Sydney | 9-Dec |
| 41.69 | | Rebekah Millard | W | 220291 | 2 | Sydney | 9-Dec |
| 41.15 | | Ashleigh Woods | Q | 070590 | 4 | Sydney | 8-Dec |
| 40.78 | | Timisha Venck | Q | 250590 | 6 | Sydney | 8-Dec |
| 40.35 | | Katherine Henley | Q | 280689 | 5 | Sydney | 8-Dec |
| 40.09 | | Lucielle Holley | Q | 190990 | 1 | Brisbane | 20-Oct |
| 40.05 | | Danielle McLeod-Robertson | Q | 180191 | 3 | Sydney | 9-Dec |
| 40.02 | | Sally Page | S | 170290 | 1 | Sydney | 4-Mar |
| 40.00 | | Hannah Vander Waal | W | 040190 | 1 | Perth | 29-Oct |

Heptathlon

| | | | | | | | |
|--|--|-------------------------|---|--------|---|------------|--------|
| 6,298 | | Kylie Wheeler | W | 170180 | 2 | Melbourne | 21-Mar |
| (13.63 +2.0, 1.82m, 13.04m, 24.46 +0.9, 6.52m +0.0, 37.88m, 2.10.62) | | | | | | | |
| 5,863 | | Jane Jamieson | N | 230675 | 2 | Sydney | 4-Feb |
| (14.27 +2.0, 1.76m, 13.20m, 25.69 -0.9, 6.02m +3.1, 45.41m, 2.21.56) | | | | | | | |
| 5,595 | | Gillian Ragus | N | 050476 | 3 | Sydney | 4-Feb |
| (14.14 +2.0, 1.67m, 11.63m, 25.73 -0.5, 5.94m +1.4, 37.04m, 2.13.19) | | | | | | | |
| 5,323 | | Megan Wheatley | W | 100388 | 1 | Perth | 15-Jan |
| (14.94, 1.65m, 11.81m, 24.90, 5.45m, 36.59m, 2.18.4) | | | | | | | |
| 5,276 | | Lauren Boden | A | 030888 | 2 | Canberra | 17-Dec |
| (14.33 +1.4, 1.61m, 8.73m, 24.66 -0.6, 6.14m +0.7, 32.60m, 2.20.77) | | | | | | | |
| 5,238 | | Ebony Cope | W | 091282 | 4 | Sydney | 4-Feb |
| (14.14 +2.0, 1.64m, 10.20m, 24.54 -0.5, 5.69m +2.2, 27.73m, 2.19.24) | | | | | | | |
| 5,114 | | Lauren Foote | S | 270484 | 1 | Adelaide | 27-Sep |
| 4,903 | | Bridgette Pateman (NZL) | V | 091078 | 4 | Melbourne | 8-Jan |
| (15.49 -1.2, 1.58m, 11.52m, 26.60 -2.3, 5.48m +2.5, 34.07m, 2.22.42) | | | | | | | |
| 4,822 | | Danielle Senior | N | 170781 | 5 | Melbourne | 8-Jan |
| (15.77 -1.2, 1.70m, 9.24m, 26.93 -2.3, 5.48m +1.2, 32.94m, 2.21.75) | | | | | | | |
| 4,781 | | Jessica Fisher | N | 120183 | 6 | Melbourne | 8-Jan |
| (16.20 -2.4, 1.76m, 9.94m, 28.74 -2.8, 5.23m +0.2, 41.65m, 2.26.21) | | | | | | | |
| 4,655 | | Amy Sadler | N | 170488 | 1 | Sydney | 4-Feb |
| (15.78 +0.2, 1.52m, 10.54m, 27.39 -0.5, 5.15m +0.7, 42.18m, 2.28.27) | | | | | | | |
| 4,583 | | Fiona Kern | V | 140384 | 7 | Melbourne | 8-Jan |
| (15.65 -1.2, 1.64m, 10.53m, 27.10 -2.3, 5.57m +1.8, 36.98m, 2.51.76) | | | | | | | |
| 4,582 | | Kelly Clement | S | 290389 | 2 | Sydney | 4-Feb |
| (15.30 +0.2, 1.61m, 9.64m, 26.63 -0.5, 5.24m +0.4, 30.14m, 2.31.14) | | | | | | | |
| 4,538 | | Rebecca Robinson | Q | 280387 | 1 | Gold Coast | 11-Nov |
| (15.2 -0.4, 1.42m, 10.65m, 25.8 +0.0, 5.17m +2.4, 34.09m, 2.29.9) | | | | | | | |
| 4,413 | | Joanne Waring | N | 040989 | 3 | Sydney | 4-Feb |

AUSTRALIAN RANKINGS LIST – JAN 1 TO DEC 31, 2006 (CONTINUED)

| PERFORM | WIND | NAME | ASS | D.O.B. | PLACE | VENUE | DATE |
|-----------------|------|-------------------|-----|--------|-------|---|--------|
| | | | | | | (16.02 +0.2, 1.61m, 9.17m, 26.48 -0.5, 5.07m +2.0, 27.33m, 2.27.95) | |
| 4,338 | | Olivia Goder | V | 270888 | 1 | Melbourne | 8-Jan |
| | | | | | | (15.79 -1.7, 1.59m, 8.00m, 27.03 -2.6, 5.71m +1.2, 18.98m, 2.26.77) | |
| 4,239 | | Michelle Korol | W | 120285 | 3 | Perth | 15-Jan |
| | | | | | | (16.89, 1.53m, 10.72m, 27.80, 5.19m, 33.98m, 2.38.8) | |
| 4,156 | | Breanna Hargrave | N | 090283 | 3 | McMinnville, USA | 28-Mar |
| | | | | | | (16.9, 1.63m, 8.76m, 29.28, 5.11m, 31.88m, 2.30.01) | |
| 4,151 | | Laine Spooner | Q | | 2 | Gold Coast | 11-Nov |
| | | | | | | (15.5 -0.4, 1.51m, 10.68m, 27.9 +0.0, 4.92m +1.2, 34.33m, 2.48.2) | |
| 4,109 | | Stacey Dietrich | V | 250688 | 2 | Melbourne | 8-Jan |
| | | | | | | (16.61 -1.7, 1.41m, 8.89m, 26.08 -2.6, 5.01m +1.4, 20.59m, 2.19.11) | |
| under 20 | | | | | | | |
| 5,323 | | Megan Wheatley | W | 100388 | 1 | Perth | 15-Jan |
| 4,655 | | Amy Sadler | N | 170488 | 1 | Sydney | 4-Feb |
| 4,582 | | Kelly Clement | S | 290389 | 2 | Sydney | 4-Feb |
| 4,538 | | Rebecca Robinson | Q | 280387 | 1 | Gold Coast | 11-Nov |
| 4,413 | | Joanne Waring | N | 040989 | 3 | Sydney | 4-Feb |
| 4, 338 | | Olivia Goder | V | 270888 | 1 | Melbourne | 8-Jan |
| 4, 151 | | Laine Spooner | Q | | 2 | Gold Coast | 11-Nov |
| 4, 109 | | Stacey Dietrich | V | 250688 | 2 | Melbourne | 8-Jan |
| under 18 | | | | | | | |
| 4,780 | | Jacinta Doyle | N | 230290 | 1 | Canberra | 17-Dec |
| 4,567 | | Ashleigh Hamilton | V | | 2 | Canberra | 17-Dec |
| 4.496 | | Joanne Waring | N | 040989 | 2 | Sydney | 15-Oct |
| 4.471 | | Shayleigh Gould | Q | 130290 | 3 | Canberra | 17-Dec |
| 4,426 | | Caryn Brett | N | 070590 | 4 | Canberra | 17-Dec |
| 4,419 | | Trudy Thompson | N | 130190 | 5 | Canberra | 17-Dec |
| 4,270 | | Jasmyn Gould | Q | 130290 | 2 | Gold Coast | 11-Nov |
| 4.246 | | Bridie Goggins | N | | 7 | Canberra | 17-Dec |
| 4,091 | | Carly Newman | V | | 3 | Melbourne | 8-Jan |
| 4.062 | | Clare Maloney | N | | 8 | Canberra | 17-Dec |

ACKNOWLEDGEMENTS

David Tarbotton, Jess Stingemore, Ian Boswell, Fletcher McEwen, Ronda Jenkins, Jade Borella, Grant McKay, Khan Sharp, Craig Mahoney, David Armstrong, Ian Morehouse, Tim Erickson, Mark Stewart, Greg Ison, Sharon & Peter Hannan, Dave & Pauline Stevens, Mick Morris, Brendon Hill, Simon Taylor, Warren Hill, Joan Hines, Rick Cattermole, Cameron Yorke, David Gynther, Kirsteen Farrance, Cameron Yorke, Dave Cundy, Helen Moir, Richard Lawysz, Rod Griffen, Athletica, Athletics SA, Athletics NSW, Athletics Victoria, Athletics Tasmania, Athletics Queensland, Athletics North Queensland, Athletics Northern Territory, Athletics ACT, Athletics Bendigo.

Could all additions, corrections etc be sent to:
Paul Jenes – AA Statistician
23-25 Grandview Road, Warrandyte 3113
Email: paul.jenes@athletics.org.au
Phone: 03 9844 1684 Mobile: 0414 563 316

AUSTRALIAN ALL-TIME LIST

| PERFORM | WIND | NAME | ASS | DOB | PLACE | VENUE | DATE |
|-------------------|------|------------------|-----|--------|-------|------------------------|-----------|
| MEN | | | | | | | |
| 100 Yards | | | | | | | |
| 9.52 | -0.8 | Gary Eddy | V | 260345 | 5 | Kingston, Jamaica | 6 Aug 66 |
| 9.56 | | Matt Shirvington | N | 251078 | 1 | Sydney | 21 Jan 00 |
| 9.62 | | Patrick Johnson | A | 260972 | 2 | Sydney | 21 Jan 00 |
| manual | | | | | | | |
| 9.2 | +1.4 | Bob Lay | N | 200344 | 1 | Sydney | 10 Mar 65 |
| 9.3 | +0.0 | Hec Hogan | Q | 110731 | 1 | Sydney | 13 Mar 54 |
| 9.3 | | Ken Irvine | N | 050340 | 1 | Dubbo | 9 Mar 63 |
| 9.3 | | Gary Holdsworth | V | 010841 | 1 | Melbourne | 6 Mar 66 |
| 9.3 | | Richard James | V | 090356 | 1 | Melbourne | 20 Dec 79 |
| 9.3 | | Peter Batten | V | 190956 | 2 | Melbourne | 20 Dec 79 |
| 9.4 | | Peter Vassella | N | 040141 | 1 | Wollongong | 4 Mar 62 |
| 9.4 | | Greg Lewis | V | 091246 | 2 | Melbourne | 16 Mar 66 |
| 9.4 | | Stuart Laing | Q | 220146 | 1 | Melbourne | 10 Feb 68 |
| 9.4 | | Gary Eddy | V | 260345 | 1 | Melbourne | 24 Jan 70 |
| 9.4 | | Fred Martin | N | 041066 | 1 | Sydney | 13 Feb 85 |
| 100 Metres | | | | | | | |
| 9.93 | +1.8 | Patrick Johnson | A | 260972 | 1 | Mito, Japan | 5 May 03 |
| 10.03 | -0.1 | Matt Shirvington | N | 251078 | 4 | Kuala Lumpur, Malaysia | 17 Sep 98 |
| 10.12 | +1.1 | Joshua Ross | N | 090281 | 1 | Perth | 22 Jan 05 |
| 10.13 | +0.1 | Damien Marsh | Q | 280371 | 1 | Monte Carlo, Monaco | 9 Sep 95 |
| 10.17 | +2.0 | Rod Mapstone | W | 191169 | 2h | Perth | 28 Jan 96 |
| 10.18 | +1.9 | Ambrose Ezenwa | N | 100477 | 1h | Canberra | 26 Jan 06 |
| 10.19 | +1.1 | Daniel Batman | N | 200381 | 2 | Perth | 22 Jan 05 |
| 10.21 | +2.0 | Shane Naylor | V | 031167 | 1 | Canberra | 18 Mar 95 |
| 10.22 | -0.4 | Gerrard Keating | V | 031262 | 5 | Canberra | 5 Oct 85 |
| 10.24 | +1.8 | Tim Jackson | N | 040769 | 2 | Tonsberg, Norway | 20 Jul 94 |
| 10.25 | +1.1 | Dean Capobianco | W | 110570 | 2 | Birmingham, GBR | 16 Jul 93 |
| 10.26 | +0.8 | Paul Narracott | Q | 081059 | 1 | Melbourne | 6 Mar 84 |
| 10.26 | +0.2 | Paul Di Bella | Q | 120277 | 1s | Sydney | 18 Aug 00 |
| 10.26 | +1.9 | Adam Miller | N | 220684 | =3 | Melbourne | 18 Feb 06 |
| 10.27 | +1.6 | Paul Henderson | N | 130371 | 1h | Windsor, Canada | 5 Jul 96 |
| 10.28 | +0.4 | Steve Brimacombe | V | 070571 | 1h | Sydney | 27 Jan 97 |
| 10.29 | +1.0 | Kieran Noonan | N | 070976 | 3 | Perth | 5 Feb 00 |
| 10.29 | +1.2 | Adam Basil | V | 140475 | 2 | Gold Coast | 12 Apr 03 |
| 10.30 | +0.4 | David Baxter | V | 270377 | 3 | Canberra | 15 Jan 00 |
| 10.32 | +1.7 | Shane Hearn | W | 021070 | 2 | Perth | 8 Feb 97 |
| 10.33 | +1.0 | Ricky Nalatu | Q | 011272 | 1 | Brisbane | 4 Feb 95 |
| 10.33 | +1.5 | Kris Neofytou | N | 030584 | 1 | London, UK | 25 Jul 04 |

AUSTRALIAN ALL-TIME LIST (CONTINUED)

| PERFORM | WIND | NAME | ASS | DOB | PLACE | VENUE | DATE |
|---------|------|----------------------|-----|--------|-------|-------------------|-----------|
| 10.34 | +1.3 | Peter Gandy | N | 020961 | 3 | Adelaide | 11 Jan 82 |
| 10.34 | +1.7 | Chris Perry | V | 210559 | 4h | London, GBR | 20 Jun 86 |
| 10.35 | +0.9 | Glenn Crawford | V | 130173 | 1 | Melbourne | 8 Jan 98 |
| 10.36 | +0.4 | Ryan Witnish | V | 230274 | 3h | Sydney | 27 Jan 97 |
| 10.37 | +1.0 | Gavin Hunter | Q | 050175 | 6 | Perth | 5 Feb 00 |
| 10.37 | +1.0 | Andrew McManus | N | 111270 | 7 | Perth | 5 Feb 00 |
| 10.40 | +1.8 | Steve McBain | S | 230167 | 4 | Sydney | 28 Mar 87 |
| 10.40 | +0.0 | Darryl Wohlsen | Q | 060373 | 2 | Brisbane | 14 Feb 99 |
| 10.40 | +1.9 | Tim Williams | V | 091281 | 3h | Canberra | 26 Jan 06 |
| 10.42 | +1.8 | Bob Lay | N | 200344 | 3q | Tokyo, Japan | 14 Oct 64 |
| 10.42 | +1.4 | Graham Haskell | V | 030848 | 1h | Christchurch, NZL | 25 Jan 74 |
| 10.42 | +1.9 | Troy Davies | N | 231079 | 5 | Perth | 4 Mar 01 |
| 10.43 | +2.0 | Clayton Kearney | N | 110464 | 3s | London | 20 Jun 86 |
| 10.43 | +1.6 | Braden Fraser | V | 020677 | 3 | Melbourne | 2 Mar 00 |
| 10.43 | +0.9 | Aaron Rouge-Serret | V | 210188 | 1h | Beijing, China | 15 Aug 06 |
| 10.44 | | Ian Campbell | V | 180457 | 2 | Missoula, USA | 23 Apr 77 |
| 10.44 | +1.9 | Nigel Biggs | W | 310877 | 7 | Perth | 4 Mar 01 |
| 10.45 | +1.7 | Bruce Frayne | S | 240158 | 1 | London | 9 Jun 82 |
| 10.46 | +0.8 | Greg Lewis | V | 091246 | =1s | Christchurch, NZL | 26 Jan 74 |
| 10.46 | -2.4 | Phil Chiodo | V | 101074 | 1 | Melbourne | 13 Dec 91 |
| 10.46 | +0.2 | Chad Stephenson | N | 130372 | 2 | Melbourne | 25 Feb 92 |
| 10.46 | +1.0 | Andrew Murphy | V | 181269 | 2 | Brisbane | 4 Feb 95 |
| 10.46 | +0.1 | Peter Burge | N | 030774 | 3 | Darwin | 23 Jun 00 |
| 10.46 | +0.0 | Ross Smith | N | 300673 | 1 | Canberra | 28 Mar 02 |
| 10.46 | +1.2 | Shem Hollands | N | 150177 | 3 | Gold Coast | 12 Apr 03 |
| 10.46 | +1.1 | Steven Tucker | W | 031282 | 7 | Perth | 22 Jan 05 |
| 10.46 | +2.0 | Nathan Allen | Q | 060777 | 2 | Perth | 18 Dec 05 |
| 10.47 | +1.7 | Darren Clark | N | 060965 | 1 | Melbourne | 18 Mar 83 |
| 10.47 | -2.2 | Peter van Miltenburg | V | 160857 | 3 | Adelaide | 14 Mar 84 |
| 10.47 | +1.4 | David Dworjanyan | N | 271068 | 1s | Sydney | 25 Feb 89 |
| 10.47 | +1.7 | Nick Rennie | V | 231174 | 6 | Melbourne | 25 Feb 93 |
| 10.47 | +1.5 | Kyle Vander-Kuyp | V | 300571 | 2 | Melbourne | 20 Feb 94 |
| 10.47 | +1.0 | Isaac Ntiamoah | N | 271082 | 3 | Canberra | 13 Mar 04 |
| 10.48 | | Malcolm May | W | 160253 | 1 | Spokane, USA | 2 Apr 77 |
| 10.48 | -0.5 | Richard James | V | 090356 | 1 | Sydney | 23 Mar 80 |
| 10.48 | | Paul Greene | N | 091272 | 1h | Sydney | 15 Sep 89 |
| 10.48 | +1.6 | Peter Crane | V | 260972 | 1 | Pomona, USA | 17 Apr 92 |
| 10.48 | +1.9 | Scott Richardson | N | 150581 | 1h | Adelaide | 9 Dec 00 |
| 10.49 | +0.5 | Peter Missingham | N | 171178 | 1 | Melbourne | 24 Mar 96 |
| 10.49 | +1.3 | Andrew Richardson | N | 031271 | 2 | Sydney | 30 Nov 96 |
| 10.49 | +1.8 | David Geddes | N | 260182 | 1 | Sydney | 1 Dec 01 |

| PERFORM | WIND | NAME | ASS | DOB | PLACE | VENUE | DATE |
|---------------|------|----------------------|-----|--------|-------|-------------------|-----------|
| manual | | | | | | | |
| 9.9 | +1.2 | Paul Narracott | Q | 081059 | 1 | Brisbane | 4 Jan 84 |
| 10.1 | +0.5 | Gary Holdsworth | V | 010841 | 1 | Geelong | 9 Apr 67 |
| 10.1 | +0.8 | Greg Lewis | V | 091246 | 1 | Melbourne | 11 Nov 72 |
| 10.1 | +0.0 | Graham Haskell | S | 030848 | 1 | Sydney | 27 Oct 73 |
| 10.1 | | John Dinan | V | 181159 | 1 | Melbourne | 19 Mar 85 |
| 10.1 | | Shane Naylor | V | 031167 | 1 | Melbourne | 16 Feb 88 |
| 10.1 | +1.3 | Bryan Skinner | Q | 040373 | 1 | Brisbane | 8 Oct 93 |
| 10.2 | | Hec Hogan | Q | 110731 | 1 | Sydney | 13 Mar 54 |
| 10.2 | | Bob Lay | N | 200344 | 1 | Melbourne | 16 Feb 67 |
| 10.2 | | Phil King | V | 181246 | 1 | Melbourne | 3 Apr 68 |
| 10.2 | | Eric Bigby | Q | 060340 | 1 | Brisbane | 9 Jan 71 |
| 10.2 | +0.8 | Laurie D'Arcy | V | 030547 | 2 | Melbourne | 11 Nov 72 |
| 10.2 | | Richard James | V | 090356 | 2 | Melbourne | 10 Nov 73 |
| 10.2 | | Colin McQueen | V | 120256 | 1 | Melbourne | 21 Jan 78 |
| 10.2 | +1.9 | Gerrard Keating | V | 031262 | 1 | Canberra | 19 Jan 83 |
| 10.2 | | Peter van Miltenburg | V | 160857 | 1 | Eugene, USA | 13 Jul 84 |
| 10.2 | | Reid Pryor | V | 041066 | 2 | Melbourne | 19 Mar 85 |
| 10.2 | | Brett Leavy | Q | 080265 | 1 | Brisbane | 9 Dec 88 |
| 10.2 | +1.7 | Isaac Ntiamoah | N | 271082 | 1 | Sydney | 1 Mar 03 |
| 10.2 | +0.7 | Adam Miller | N | 220684 | 1 | Sydney | 15 Nov 03 |
| 10.2 | +2.0 | Patrick Johnson | A | 260972 | 1 | Loughborough, GBR | 16 Jul 05 |

200 Metres

| | | | | | | | |
|--------|------|------------------|---|--------|----|---------------------|-----------|
| 20.06A | +0.9 | Peter Norman | V | 150642 | 2 | Mexico City, Mexico | 16 Oct 68 |
| 20.18 | +0.3 | Dean Capobianco | W | 110570 | 5 | Stuttgart, Germany | 19 Aug 93 |
| 20.19 | +1.6 | John Dinan | V | 181159 | 1 | Canberra | 6 Mar 86 |
| 20.30 | +1.8 | Steve Brimacombe | Q | 070571 | 1 | Brisbane | 17 Feb 96 |
| 20.32 | -0.2 | Damien Marsh | Q | 280371 | 1 | Linz, Austria | 22 Aug 95 |
| 20.35 | +1.0 | Patrick Johnson | A | 260972 | 1 | Malmo, Sweden | 22 Aug 06 |
| 20.43A | +2.0 | Darryl Wohlsen | Q | 060373 | 1 | Pietersburg, RSA | 18 Mar 00 |
| 20.44 | +2.0 | Robert Stone | V | 050165 | 1 | Brisbane | 13 Mar 88 |
| 20.44 | +1.3 | Daniel Batman | N | 200381 | 1s | Darwin | 17 May 05 |
| 20.45 | +1.9 | Matt Shirvington | N | 251078 | 1 | Sydney | 10 Aug 98 |
| 20.47 | +1.7 | Adam Miller | N | 220684 | 1 | Sydney | 8 Feb 04 |
| 20.48 | +0.5 | Fred Martin | N | 041066 | 1 | Brisbane | 3 Feb 85 |
| 20.49 | 0.0 | Darren Clark | N | 060965 | 1 | Sydney | 12 Nov 83 |
| 20.53A | +0.6 | Greg Lewis | V | 091246 | 5s | Mexico City, Mexico | 16 Oct 68 |
| 20.57A | +2.0 | David Baxter | V | 270377 | 3 | Pietersburg, RSA | 18 Mar 00 |
| 20.58 | +0.5 | Paul Pearce | V | 080177 | 1h | Melbourne | 2 Mar 97 |
| 20.59 | -0.5 | Bruce Frayne | S | 240158 | 1 | Canberra | 21 Dec 80 |
| 20.59 | +1.8 | Miles Murphy | N | 190567 | 1 | Canberra | 5 Mar 88 |

AUSTRALIAN ALL-TIME LIST (CONTINUED)

| PERFORM | WIND | NAME | ASS | DOB | PLACE | VENUE | DATE |
|---------|------|----------------------|-----|--------|-------|--------------------|-----------|
| 20.60 | +1.7 | Pat Dwyer | N | 031177 | 1 | Sydney | 20 Dec 97 |
| 20.60 | +1.6 | Kris Neofytou | N | 030584 | 1 | Canberra | 5 Feb 05 |
| 20.62 | +1.0 | David Geddes | N | 260182 | 1 | Brisbane | 13 Apr 02 |
| 20.63 | +1.0 | Paul Henderson | N | 130371 | 1s | Brisbane | 6 Mar 93 |
| 20.64 | | Clayton Kearney | N | 110464 | 2 | Seoul, Sth Korea | 14 Sep 85 |
| 20.65 | +0.4 | Paul Narracott | Q | 081059 | 4 | Brisbane | 7 Oct 82 |
| 20.66 | +0.7 | Peter Gandy | N | 020961 | 2 | Auckland, NZL | 24 Jan 81 |
| 20.66 | +1.1 | Paul Di Bella | Q | 120277 | 2 | Brisbane | 25 Mar 01 |
| 20.69 | +2.0 | Peter van Miltenburg | V | 160857 | 1 | Melbourne | 6 Mar 84 |
| 20.71 | +0.4 | Ambrose Ezenwa | N | 100477 | 1h | Sydney | 15 Jan 06 |
| 20.78 | +1.7 | Joshua Ross | N | 090281 | 4 | Sydney | 8 Feb 04 |
| 20.79 | +1.8 | Bryan Skinner | Q | 040373 | 3 | Brisbane | 17 Feb 96 |
| 20.80 | +0.1 | Paul Greene | N | 091272 | 2 | Pullman, USA | 21 May 94 |
| 20.81 | +0.0 | Joshua Ross | N | 090281 | 5 | Canberra | 5 Feb 05 |
| 20.82 | +1.7 | Mark Garner | N | 300669 | 1 | Sydney | 16 Jan 88 |
| 20.83 | +1.0 | Chad Stephenson | N | 130372 | 1 | Sydney | 22 Feb 92 |
| 20.83 | +0.3 | Cameron Mackenzie | V | 100170 | 1 | Melbourne | 10 Dec 98 |
| 20.84 | +1.0 | Peter Vassella | N | 071271 | 1 | Sydney | 15 Feb 98 |
| 20.85 | -0.8 | Brett Leavy | Q | 080265 | 3 | Adelaide | 8 Mar 92 |
| 20.88 | -0.4 | John Steffensen | W | 300882 | 2 | Eagle Rock, USA | 5 Jun 05 |
| 20.91 | +1.0 | Richard Hopkins | S | 121054 | 6s | Champaign, USA | 4 Jun 77 |
| 20.92 | | Andrew Douglas | V | 010865 | 1 | Melbourne | 11 Jan 90 |
| 20.92 | +1.6 | Simon Bresnehan | T | 151274 | 2h | Melbourne | 2 Mar 97 |
| 20.93 | +1.9 | Tim Jackson | N | 040769 | 7 | Barcelona, Spain | 11 Sep 89 |
| 20.93 | +1.1 | Andrew Richardson | N | 031271 | 1 | Sydney | 18 Feb 96 |
| 20.93 | +1.1 | Andrew McManus | N | 111270 | 4 | Melbourne | 2 Mar 00 |
| 20.94 | +1.0 | Tim Williams | V | 091281 | 1 | Brisbane | 13 Apr 02 |
| 20.94 | +1.9 | Matt Davies | Q | 180485 | 1h | Sydney | 29 Feb 04 |
| 20.95 | +1.7 | Luke Mansfield | Q | 130585 | 2 | Canberra | 31 Jan 04 |
| 21.05y | +1.0 | Gary Eddy | V | 260345 | 4 | Kingston, Jamaica | 11 Aug 66 |
| 20.97 | +1.3 | Peter Fitzgerald | V | 271053 | 1 | Auckland, NZL | 19 Mar 77 |
| 20.97 | +0.8 | Scott Thom | V | 180379 | 1 | Vilvoorde, Belgium | 14 Jul 98 |
| 20.98 | +0.5 | Glenn Crawford | V | 100173 | 7 | Melbourne | 2 Mar 97 |
| 20.99 | -0.4 | Peter Crane | V | 260972 | 1 | Melbourne | 29 Feb 96 |
| 21.00 | -0.4 | Mark Ladbrook | V | 060272 | 1 | Melbourne | 17 Feb 96 |
| 21.00 | +1.1 | Glenn McCarthy | T | 210470 | 2 | Sydney | 18 Feb 96 |
| 21.00 | +1.6 | Ben Offereins | W | 120386 | 2 | Canberra | 5 Feb 05 |
| 21.00 | +0.4 | Marty Duke | V | 131075 | 1 | Melbourne | 23 Feb 05 |
| 21.01 | +1.2 | David Flowers | V | 090980 | 2h | Brisbane | 25 Mar 01 |
| 21.02 | +1.6 | Mark Ormrod | S | 011282 | 3 | Canberra | 5 Feb 05 |
| 21.02 | +1.6 | Isaac Ntiamoah | N | 271082 | 4 | Canberra | 5 Feb 05 |
| 21.03 | -0.3 | Ryan Witnish | V | 230274 | 1 | Canberra | 11 Jan 97 |

| PERFORM | WIND | NAME | ASS | DOB | PLACE | VENUE | DATE |
|---------------|------|----------------------|-----|--------|-------|----------------------|-----------|
| 21.04 | | Gerrard Keating | V | 031262 | 2 | Innsbruck, Austria | 18 Jun 86 |
| 21.04 | +1.4 | Nathaniel Carr | Q | 051179 | 2s | Sydney | 27 Feb 00 |
| manual | | | | | | | |
| 20.2 | | Peter Norman | V | 150642 | 1 | Mexico City, Mexico | 5 Oct 68 |
| 20.3 | +1.7 | Peter Gandy | N | 020961 | 1 | Hobart | 11 Jan 81 |
| 20.3 | +2.0 | Daniel Batman | N | 200381 | 1 | Loughborough, GBR | 16 Jul 05 |
| 20.4 | | Paul Narracott | Q | 081059 | 1 | Brisbane | 25 Feb 79 |
| 20.4 | -0.5 | Bruce Frayne | S | 240158 | 1 | Canberra | 21 Dec 80 |
| 20.6y | | Jim Carlton | N | 100209 | 1 | Sydney | 16 Jan 32 |
| 20.5 | | Greg Lewis | V | 091246 | 2 | Sydney | 24 Mar 68 |
| 20.5 | +2.0 | Peter Fitzgerald | V | 271053 | 1 | Melbourne | 16 Dec 76 |
| 20.6 | | Barry Besanko | V | 150856 | 2 | Brisbane | 27 Feb 77 |
| 20.6 | | Colin McQueen | V | 120256 | 1 | Brisbane | 14 Feb 79 |
| 20.6 | | Richard James | V | 090356 | 2 | Sydney | 30 Dec 79 |
| 20.6 | | Peter van Miltenburg | V | 160857 | 1 | Melbourne | 26 Jan 84 |
| 20.6 | +2.0 | Fred Martin | N | 041066 | 1 | Sydney | 29 Jan 84 |
| 20.6 | | Darren Clark | N | 060965 | 1 | Sydney | 9 Jan 85 |
| 20.6 | +1.6 | Dean Capobianco | W | 110570 | 1h | Perth | 24 Feb 90 |
| 20.6 | +1.0 | Damien Marsh | Q | 280371 | 1 | Brisbane | 13 Dec 91 |
| 20.6 | +0.4 | Darryl Wohlsen | Q | 060373 | 1 | Vila Real, Portugal | 15 Aug 99 |
| 20.6 | -0.1 | Kris Neofytou | N | 030584 | 1 | Sydney | 20 Dec 03 |
| 20.8y | +0.0 | Gary Eddy | V | 260345 | 1q | Kingston, Jamaica | 8 Aug 66 |
| 20.7 | +0.0 | Phil King | V | 181246 | 3 | Sydney | 24 Mar 68 |
| 20.7 | +0.0 | Gary Holdsworth | V | 010841 | 4 | Sydney | 24 Mar 68 |
| 20.7 | | Bruce Weatherlake | N | 130350 | 1 | Sydney | 21 Feb 70 |
| 20.7 | | Richard Hopkins | S | 121054 | 1 | Murfreesborough, USA | 6 May 78 |
| 20.7 | | Ross Hawthorne | N | 231259 | 1 | Sydney | 25 Feb 79 |
| 20.7 | | John Dinan | V | 181159 | 1 | Melbourne | 28 Jan 88 |
| 20.7 | -1.0 | Paul Greene | N | 091272 | 1 | Perth | 13 Feb 95 |
| 20.9y | | Peter Vassella | N | 040141 | 2 | Brisbane | 5 Mar 61 |
| 20.8 | | Bob Lay | N | 200344 | 1 | Adelaide | 7 Mar 64 |
| 20.8 | | Glenn Townsend | N | 160451 | 1 | Sydney | 19 Feb 72 |
| 20.8 | | Rick Mitchell | V | 240355 | 2 | Melbourne | 29 Feb 76 |
| 20.8 | | Bill Hancock | Q | 240258 | 3 | Brisbane | 25 Feb 79 |
| 20.8 | | Tony McDonald | N | 180756 | 2 | Sydney | 25 Feb 79 |
| 20.8 | | Colin O'Sullivan | W | 130555 | 3 | Sydney | 30 Dec 79 |
| 20.8 | | Cameron Mackenzie | V | 100170 | 1 | Melbourne | 19 Nov 92 |
| 20.8 | +1.4 | Adam Miller | N | 220684 | 1 | Canberra | 13 Dec 03 |

400 Metres

| | | | | | | | |
|-------|--|--------------|---|--------|----|------------------|-----------|
| 44.38 | | Darren Clark | N | 060965 | 3s | Seoul, Sth Korea | 26 Sep 88 |
| 44.71 | | Miles Murphy | N | 190567 | 1 | Perth | 26 Mar 88 |

AUSTRALIAN ALL-TIME LIST (CONTINUED)

| PERFORM | WIND | NAME | ASS | DOB | PLACE | VENUE | DATE |
|---------|------|---------------------|-----|--------|-------|-----------------------|-----------|
| 44.73A | | Pat Dwyer | N | 031177 | 1 | Pretoria, RSA | 24 Mar 00 |
| 44.73 | | John Steffensen | W | 300882 | 1 | Melbourne | 22 Mar 06 |
| 44.84 | | Rick Mitchell | V | 240355 | 2 | Moscow, Russia | 30 Jul 80 |
| 44.98 | | Robert Stone | V | 050165 | 1 | Melbourne | 6 Mar 88 |
| 45.02 | | Daniel Batman | N | 190381 | 1 | Canberra | 22 Feb 03 |
| 45.06 | | Clinton Hill | N | 190480 | 1 | Canberra | 26 Jan 06 |
| 45.08 | | Mark Garner | N | 300669 | 2q | Tokyo, Japan | 26 Aug 91 |
| 45.16A | | Paul Greene | W | 091272 | 2 | Johannesburg, RSA | 14 Apr 96 |
| 45.21 | | Bruce Frayne | S | 240158 | 5s | Los Angeles, USA | 6 Aug 84 |
| 45.30 | | Casey Vincent | V | 170379 | 1 | Melbourne | 12 Feb 04 |
| 45.35 | | Sean Wroe | V | 180385 | 2 | Canberra | 26 Jan 06 |
| 45.42 | | Chris Troode | W | 100283 | 3 | Canberra | 26 Jan 06 |
| 45.47 | | Dean Capobianco | W | 110570 | 1 | Sydney | 30 Jan 94 |
| 45.50 | | Brad Jamieson | S | 160378 | 1 | Melbourne | 25 Feb 99 |
| 45.54 | | Michael Rehardt | Q | 091281 | 1 | Adelaide | 23 Mar 02 |
| 45.55 | | Declan Stack | W | 090873 | 1 | Melbourne | 14 Mar 98 |
| 45.61 | | Ross Wilson | Q | 311050 | 2 | Edinburgh, GBR | 23 Jul 70 |
| 45.62 | | Michael Joubert | Q | 110570 | 1 | St.Petersburg, Russia | 30 Jun 95 |
| 45.62 | | Mark Ormrod | S | 011282 | 1 | Melbourne | 1 Dec 05 |
| 45.65 | | Gary Minihan | V | 240162 | 1 | Melbourne | 20 Mar 83 |
| 45.70 | | Mark Ladbrook | V | 060272 | 1 | Melbourne | 18 Feb 96 |
| 45.80 | | David Geddes | N | 260182 | 1 | Gold Coast | 4 Jul 04 |
| 45.84 | | Paul Pearce | V | 080177 | 2 | Adelaide | 23 Mar 02 |
| 45.86 | | Colin McQueen | V | 120256 | 1 | Perth | 23 Mar 79 |
| 45.94 | | Blair Young | Q | 050471 | 5 | Brisbane | 8 Sep 00 |
| 45.97 | | Cameron Mackenzie | V | 100170 | 1 | Melbourne | 14 Feb 98 |
| 45.98 | | David Johnston | N | 081161 | 3 | Canberra | 6 Mar 86 |
| 45.98 | | Rohan Robinson | V | 151171 | 1 | Melbourne | 24 Mar 91 |
| 45.99 | | Simon Hollingsworth | T | 090572 | 1 | Adelaide | 16 Feb 92 |
| 46.00 | | Steve Perry | V | 230970 | 2 | Sydney | 24 Feb 91 |
| 46.05 | | Joshua Coull | V | 101169 | 1 | Canberra | 25 Jan 93 |
| 46.06 | | Anthony Ryan | Q | 050369 | 2 | Sydney | 25 Jan 92 |
| 46.10 | | Alan Ozolins | N | 010264 | 1 | Sydney | 23 Feb 85 |
| 46.11 | | Bruce Field | V | 220147 | 4s | Christchurch, NZL | 26 Jan 74 |
| 46.17 | | Jason Kougelis | N | 241170 | 2 | Brisbane | 6 Mar 92 |
| 46.17 | | Brett Callaghan | V | 050173 | 1 | Sydney | 12 Mar 94 |
| 46.19 | | Mark Rosenberg | N | 090762 | 1 | Canberra | 20 Jan 87 |
| 46.19 | | Robert Ballard | N | 250964 | 1h | Seoul, Sth Korea | 19 Sep 88 |
| 46.19 | | Anton Booth | Q | 070370 | 3 | Canberra | 18 Feb 01 |
| 46.20 | | Darryl Wohlsen | Q | 060373 | 1 | Brisbane | 23 Jan 00 |
| 46.22 | | John Higham | V | 281051 | 2 | Ostrava, Czech Rep. | 7 Jun 78 |
| 46.22 | | John Fleming | V | 310859 | 1 | Canberra | 20 Dec 80 |

| PERFORM | WIND | NAME | ASS | DOB | PLACE | VENUE | DATE |
|---------------|------|-------------------|-----|--------|-------|-----------|-----------|
| 46.22 | | Greg Parker | W | | 4s | Brisbane | 4 Oct 82 |
| 46.24 | | Michael Hazel | V | 121276 | 3 | Sydney | 9 Aug 98 |
| manual | | | | | | | |
| 45.4 | | Daniel Batman | N | 200381 | 1 | Darwin | 2 Jul 00 |
| 45.6 | | Rick Mitchell | V | 240355 | 1 | Melbourne | 18 Feb 78 |
| 45.6 | | Darren Clark | N | 060965 | 1 | Sydney | 22 Oct 83 |
| 45.6 | | Pat Dwyer | N | 031177 | 1 | Canberra | 13 Jul 03 |
| 45.7 | | Steve Longden-Gee | N | 230253 | 1 | Melbourne | 17 Dec 74 |
| 45.7 | | John Higham | V | 281051 | 2 | Melbourne | 18 Feb 78 |
| 45.8 | | Brett Callaghan | V | 051073 | 1 | Sydney | 30 Jul 94 |
| 45.8 | | Mark Ladbrook | V | 060272 | 3 | Melbourne | 23 Feb 95 |
| 46.0 | | Ross Wilson | Q | 311050 | 1 | Sydney | 5 Jul 70 |
| 46.0 | | Jim O'Sullivan | Q | 130256 | 1 | Brisbane | 10 Feb 79 |
| 46.1 | | Greg Parker | W | | 1 | Perth | 27 Feb 82 |

800 Metres

| | | | | | | | |
|----------|--|-------------------|---|--------|----|-----------------------|-----------|
| 1.44.40A | | Ralph Doubell | V | 110245 | 1 | Mexico City, Mexico | 15 Oct 68 |
| 1.44.78 | | Peter Bourke | V | 230458 | 1 | Brisbane | 20 Mar 82 |
| 1.45.03 | | Brendan Hanigan | T | 190373 | 3 | Lappeenranta, Finland | 26 Jul 94 |
| 1.45.21 | | Grant Cremer | N | 090678 | 2h | Seville, Spain | 27 Aug 99 |
| 1.45.36 | | Bill Hooker | V | 310349 | 3 | London, GBR | 14 Jul 73 |
| 1.45.38 | | Simon Doyle | Q | 091166 | 4 | Nice, France | 15 Sep 91 |
| 1.45.57 | | Kris McCarthy | V | 151079 | 3 | Melbourne | 2 Mar 00 |
| 1.45.6e | | John Higham | V | 251051 | 1 | Auckland, NZL | 20 Mar 77 |
| 1.45.6 | | Paul Gilbert | N | 291260 | 1 | Melbourne | 22 Mar 84 |
| 1.45.70 | | Barry Acres | W | 190765 | 1 | Canberra | 26 Jan 88 |
| 1.45.74 | | Mike Hillardt | Q | 220161 | 1 | Melbourne | 19 Mar 83 |
| 1.45.74 | | Pat Scammell | V | 150461 | 2 | Burnaby, Canada | 16 Jul 84 |
| 1.45.91 | | Paul Byrne | V | 290176 | 4 | Lindau, Germany | 28 Jul 95 |
| 1.46.9y | | Noel Clough | V | 250437 | 1 | Kingston, Jamaica | 8 Aug 66 |
| 1.46.26 | | Ian Gaudry | N | 200364 | 1 | Melbourne | 17 Mar 88 |
| 1.46.3e | | Peter Watson | W | 300547 | 3 | Christchurch, NZL | 20 Jan 74 |
| 1.46.42 | | Brett Crew | Q | 171062 | 4 | Melbourne | 13 Oct 82 |
| 1.46.45 | | Martin Byron | N | 060669 | 2 | Canberra | 15 Jan 00 |
| 1.46.5 | | Graeme Rootham | N | 070348 | 1 | Perth | 26 Mar 72 |
| 1.46.51 | | Joseph Ischia | V | 230274 | 5 | Sydney | 28 Feb 98 |
| 1.46.54 | | Dean Kenneally | A | 080367 | 6 | Dijon, France | 13 Jun 92 |
| 1.47.3y | | Herb Elliott | W | 250238 | 1 | London, GBR | 4 Aug 58 |
| 1.46.6 | | Mike Willis | V | 230455 | 2 | Melbourne | 15 Jan 81 |
| 1.46.69 | | Heath Fitzpatrick | Q | 170875 | 1 | Brisbane | 14 Mar 96 |
| 1.46.7 | | Chum Darvall | N | 271257 | 2 | Brisbane | 18 Mar 78 |
| 1.46.86 | | Paul Schnyder | V | 080462 | 2 | Melbourne | 3 Mar 85 |

AUSTRALIAN ALL-TIME LIST (CONTINUED)

| PERFORM | WIND | NAME | ASS | DOB | PLACE | VENUE | DATE |
|---------|------|-----------------|-----|--------|-------|-------------------|-----------|
| 1.46.90 | | Alan Ozolins | N | 010264 | 2 | Melbourne | 20 Mar 86 |
| 1.47.0 | | Chris Fisher | S | 021049 | 1 | Oslo, Norway | 14 Jul 71 |
| 1.47.0 | | Michael Joubert | Q | 110570 | 1 | Seattle, USA | 27 May 92 |
| 1.47.00 | | Lachlan Renshaw | N | 040287 | 2h | Beijing, China | 15 Aug 06 |
| 1.47.06 | | Simon Lewin | V | 030172 | 4 | Tampere, Finland | 14 Jun 92 |
| 1.47.06 | | Paul Cleary | V | 280476 | 2 | Melbourne | 25 Feb 99 |
| 1.47.07 | | Simon Still | Q | 220869 | 2 | Sydney | 24 Feb 91 |
| 1.47.16 | | Andrew Krumins | V | 170184 | 3 | Walnut, USA | 15 Apr 06 |
| 1.47.18 | | Matt Favier | Q | 161065 | 2 | Sydney | 24 Feb 85 |
| 1.47.18 | | Todd MacDonald | N | 080776 | 1 | Brisbane | 29 Jul 00 |
| 1.47.26 | | Rob McVicar | N | 181060 | 4 | Sydney | 22 Jan 84 |
| 1.47.36 | | Nick Bromley | N | 230383 | 1 | Sydney | 15 Jan 06 |
| 1.47.45 | | Scott Petersen | V | 141173 | 7 | Stockholm, Sweden | 8 Jul 96 |

1000 Metres

| | | | | | | | |
|---------|--|----------------|---|--------|---|---------------------|-----------|
| 2.16.61 | | Grant Cremer | N | 090678 | 7 | Stockholm, Sweden | 1 Aug 00 |
| 2.17.49 | | Mike Hillardt | Q | 220161 | 4 | London, GBR | 18 Aug 84 |
| 2.17.98 | | Pat Scammell | V | 150461 | 2 | London, GBR | 22 Aug 87 |
| 2.18.22 | | Simon Doyle | Q | 091166 | 1 | Brussels, Belgium | 27 Aug 89 |
| 2.18.4 | | Chris Fisher | S | 021049 | 1 | Munich, Germany | 24 Aug 72 |
| 2.18.4 | | Graham Crouch | V | 110148 | 3 | Milan, Italy | 2 Jul 75 |
| 2.19.1 | | Herb Elliott | W | 250238 | 1 | Stockholm, Sweden | 2 Oct 60 |
| 2.19.20 | | Scott Petersen | V | 141173 | 2 | Tata, Hungary | 22 Jul 97 |
| 2.19.52 | | Peter Bourke | V | 230458 | 5 | London, GBR | 22 Aug 87 |
| 2.20.2 | | Ken Hall | V | 250751 | 5 | Copenhagen, Denmark | 13 Aug 75 |
| 2.20.5 | | Tony Blue | Q | 040236 | 2 | Paris, France | 2 Oct 60 |
| 2.20.5 | | Paul Byrne | V | 290176 | 1 | Melbourne | 6 Jan 95 |
| 2.20.6 | | Holt Hardy | N | 091072 | 1 | Sydney | 30 Aug 97 |
| 2.20.8 | | Ralph Doubell | V | 110245 | 1 | Melbourne | 12 Mar 70 |

indoors

| | | | | | | | |
|---------|--|---------------|---|--------|---|-------------------|-----------|
| 2.20.30 | | Mark Fountain | V | 100382 | 1 | Fayetteville, USA | 22 Jan 05 |
|---------|--|---------------|---|--------|---|-------------------|-----------|

1500 Metres

| | | | | | | | |
|---------|--|---------------|---|--------|---|---------------------|-----------|
| 3.31.96 | | Simon Doyle | Q | 091166 | 2 | Stockholm, Sweden | 3 Jul 91 |
| 3.33.39 | | Mike Hillardt | Q | 220161 | 4 | Berlin, Germany | 23 Aug 85 |
| 3.33.68 | | Mark Fountain | V | 100382 | 6 | Rieti, Italy | 28 Aug 05 |
| 3.33.97 | | Craig Mottram | V | 180680 | 5 | Zurich, Switzerland | 18 Aug 06 |
| 3.34.22 | | Graham Crouch | V | 110148 | 5 | Christchurch, NZL | 2 Feb 74 |
| 3.34.61 | | Pat Scammell | V | 150461 | 2 | Melbourne | 17 Mar 88 |
| 3.35.6 | | Herb Elliott | W | 250238 | 1 | Rome, Italy | 6 Sep 60 |
| 3.36.17 | | Peter Bourke | V | 230458 | 2 | Koblenz, Germany | 13 Aug 87 |
| 3.36.20 | | Paul Cleary | V | 280476 | 1 | Brisbane | 13 Mar 99 |

| PERFORM | WIND | NAME | ASS | DOB | PLACE | VENUE | DATE |
|---------|------|--------------------|-----|--------|-------|----------------------|-----------|
| 3.36.35 | | Youcef Abdi | N | 071277 | 10 | Rieti, Italy | 8 Sep 02 |
| 3.36.6 | | Ken Hall | V | 250751 | - | Goteborg, Sweden | 12 Aug 75 |
| 3.36.60 | | Andrew Lloyd | N | 140259 | 7 | Barcelona, Spain | 16 Jul 90 |
| 3.36.97 | | Scott Petersen | V | 141173 | 2 | Brisbane | 15 Mar 97 |
| 3.37.03 | | Lachlan Chisholm | N | 040580 | 2 | Padua, Italy | 4 Jul 04 |
| 3.37.13 | | Peter O'Donoghue | V | 011061 | 1 | Rome, Italy | 9 Jun 92 |
| 3.37.36 | | Steve Foley | V | 211157 | 3 | Zurich, Switzerland | 15 Aug 79 |
| 3.37.49 | | Alastair Stevenson | Q | 280579 | 1 | Melbourne | 12 Feb 04 |
| 3.38.24 | | Holt Hardy | N | 091072 | 3 | Brisbane | 21 Mar 98 |
| 3.38.42 | | Corey Tucker | A | 191178 | 2 | Melbourne | 17 Feb 05 |
| 3.38.59 | | Shaun Creighton | V | 140567 | 2 | Lucerne, Switzerland | 29 Jun 93 |
| 3.38.82 | | Dean Paulin | V | 031067 | 8 | Koblenz, Germany | 24 Aug 89 |
| 3.39.03 | | Pat Carroll | Q | 170861 | 1 | Canberra | 10 Jan 90 |
| 3.39.07 | | Mark Gorski | W | 171075 | 6 | Brisbane | 13 Mar 99 |
| 3.39.22 | | Nick Howarth | S | 240676 | 7 | Brisbane | 13 Mar 99 |
| 3.39.32 | | Darren Lynch | V | 300866 | 7 | Cork, Ireland | 23 Jun 96 |
| 3.39.34 | | Chris Bowden | V | 120676 | 8 | Brisbane | 13 Mar 99 |
| 3.39.44 | | Nigel Adkin | V | 020272 | 4 | Sydney | 21 Mar 95 |
| 3.39.5 | | Chris Fisher | V | 021049 | 1 | Oslo, Norway | 3 Aug 71 |
| 3.39.57 | | Gerard Ryan | V | 110760 | 8 | Oslo, Norway | 27 Jul 85 |
| 3.39.58 | | Jeremy Roff | N | 221183 | 1 | Sydney | 19 Jan 06 |
| 3.39.63 | | Paul Hoffman | N | 170682 | 2h | Sacramento, USA | 9 Jun 05 |
| 3.39.86 | | Stuart Lyall | Q | 040473 | 5 | Sydney | 20 Feb 99 |
| 3.39.89 | | David Forbes | N | 190360 | 5 | Sydney | 11 Mar 84 |
| 3.39.9 | | Peter Watson | W | 300547 | 1 | Sydney | 23 Mar 68 |
| 3.39.9 | | Peter Fuller | V | 281149 | 1 | Melbourne | 11 Mar 76 |
| 3.39.90 | | Michael Shelley | Q | 101083 | 3 | Sydney | 27 Feb 04 |
| 3.39.92 | | David Fitzsimons | S | 230450 | 3h | Christchurch, NZL | 31 Jan 74 |
| 3.39.92 | | Nick Landbeck | Q | 010966 | 6 | Brisbane | 15 Mar 97 |
| 3.39.98 | | Randal Markey | T | 140255 | 5 | Philadelphia, USA | 5 Jun 76 |
| 3.40.0 | | Louis Rowan | V | 080978 | 1 | Melbourne | 8 Dec 05 |
| 3.40.13 | | Wayne Dyer | V | 180258 | 4 | Melbourne | 6 Mar 84 |
| 3.40.2 | | Simon Lewin | V | 030172 | 1 | Melbourne | 17 Mar 94 |
| 3.40.20 | | Graham Glassford | V | 080969 | 1 | Kassel, Germany | 30 May 96 |
| 3.40.21 | | Julian Marsh | V | 301173 | 5 | Melbourne | 29 Feb 96 |
| 3.40.23 | | Michael Power | V | 090576 | 3 | Melbourne | 12 Feb 04 |
| 3.40.39 | | David Evans | V | 211269 | 1 | Adelaide | 16 Feb 92 |
| 3.40.4 | | Daniel Hill | Q | 260274 | 4 | Los Angeles, USA | 16 May 98 |
| 3.40.55 | | Collis Birmingham | V | 271284 | 3 | Sydney | 19 Jan 06 |
| 3.40.6 | | Glenn Ritchie | N | 180162 | 1 | Melbourne | 6 Mar 84 |
| 3.40.60 | | Justin Rinaldi | V | 200672 | 5 | Brisbane | 21 Mar 98 |
| 3.40.7 | | Tony Williams | V | 231149 | 2 | Melbourne | 15 Dec 71 |

AUSTRALIAN ALL-TIME LIST (CONTINUED)

| PERFORM | WIND | NAME | ASS | DOB | PLACE | VENUE | DATE |
|---------|------|----------------|-----|--------|-------|-----------|-----------|
| 3.40.9 | | Alex Davey | V | 020670 | 1 | Melbourne | 10 Dec 92 |
| 3.40.98 | | David Byrne | N | 300181 | 2h | Sydney | 13 Jan 06 |
| 3.41.2 | | Paul Grinstead | V | 210857 | 2 | Sydney | 23 Mar 80 |
| 3.41.21 | | Mark Tucker | V | 150879 | 3 | Brisbane | 3 Nov 05 |
| 3.41.22 | | Philo Saunders | A | 311076 | 6 | Melbourne | 17 Feb 05 |
| 3.41.28 | | Darren Abbott | S | 160871 | 3 | Adelaide | 16 Feb 92 |
| 3.41.29 | | Colin Dalton | N | 100466 | 4 | Adelaide | 16 Feb 92 |

1 Mile

| | | | | | | | |
|---------|--|--------------------|---|--------|----|-------------------|-----------|
| 3.48.98 | | Craig Mottram | V | 180680 | 5 | Oslo, Norway | 29 Jul 05 |
| 3.49.91 | | Simon Doyle | Q | 091166 | 4 | Oslo, Norway | 6 Jul 91 |
| 3.51.82 | | Mike Hillardt | Q | 220161 | 1 | Koblenz, Germany | 28 Aug 85 |
| 3.53.24 | | Mark Fountain | V | 100382 | 4 | Sheffield, GBR | 21 Aug 05 |
| 3.53.58 | | Pat Scammell | V | 150461 | 2 | Melbourne | 7 Feb 91 |
| 3.54.5 | | Herb Elliott | W | 250238 | 1 | Dublin, Ireland | 6 Aug 58 |
| 3.55.2 | | Ken Hall | V | 250751 | 2 | Goteborg, Sweden | 12 Aug 75 |
| 3.55.59 | | Graham Crouch | V | 110148 | 3 | Stockholm, Sweden | 1 Jul 74 |
| 3.55.75 | | Scott Petersen | V | 141173 | 5 | Melbourne | 20 Feb 97 |
| 3.55.9 | | Merv Lincoln | V | 221133 | 2 | Dublin, Ireland | 6 Aug 58 |
| 3.56.23 | | Youcef Abdi | N | 071277 | 8 | Eugene, USA | 24 May 03 |
| 3.56.27 | | Lachlan Chisholm | V | 040580 | 1 | Brisbane | 6 May 05 |
| 3.56.52 | | Andrew Lloyd | N | 140259 | 5 | London, GBR | 27 May 90 |
| 3.56.59 | | Steve Foley | V | 211157 | 2 | Dublin, Ireland | 10 Jul 79 |
| 3.56.8 | | Peter Fuller | V | 281149 | 2 | Melbourne | 9 Jan 74 |
| 3.57.12 | | Holt Hardy | N | 091072 | 4 | Melbourne | 25 Feb 98 |
| 3.57.3 | | Chris Fisher | S | 021049 | 1 | Eugene, USA | 18 May 75 |
| 3.57.53 | | Peter Bourke | V | 230458 | 11 | London, GBR | 11 Jul 86 |
| 3.57.79 | | Steve Austin | V | 140251 | 5 | Melbourne | 14 Jan 82 |
| 3.57.9 | | John Landy | V | 120430 | 1 | Turku, Finland | 21 Jun 54 |
| 3.58.0 | | Peter Watson | W | 300547 | 2 | Victoria, Canada | 7 Jul 73 |
| 3.58.03 | | Michael Power | V | 090576 | 12 | Eugene, USA | 4 Jun 95 |
| 3.58.2 | | Paul Grinstead | V | 210857 | 2 | Melbourne | 17 Dec 81 |
| 3.58.3 | | Albie Thomas | N | 080235 | 1 | Melbourne | 21 Mar 64 |
| 3.58.37 | | Mark Tucker | V | 150879 | 1 | Auckland, NZL | 23 Feb 05 |
| 3.58.38 | | Darren Abbott | S | 160871 | 2 | Melbourne | 25 Feb 92 |
| 3.58.38 | | Alistair Stevenson | Q | 280579 | 2 | Wanganui, NZL | 22 Jan 00 |
| 3.58.39 | | Chris Bowden | V | 120676 | 7 | Melbourne | 20 Feb 97 |
| 3.58.43 | | Glenn Ritchie | N | 180162 | 6 | Cork, Ireland | 5 Jul 88 |
| 3.58.57 | | Daniel Hill | Q | 260274 | 2 | Brunswick, USA | 4 Jul 98 |
| 3.58.6 | | Jim Bailey | N | 210729 | 1 | Los Angeles, USA | 5 May 56 |
| 3.58.6 | | Peter O'Donoghue | V | 011061 | 3 | Wanganui, NZL | 27 Jan 93 |
| 3.59.09 | | Nigel Adkin | V | 020272 | 5 | Cork, Ireland | 24 Jun 95 |

| PERFORM | WIND | NAME | ASS | DOB | PLACE | VENUE | DATE |
|----------------|------|-------------------|-----|--------|-------|-------------------|-----------|
| 3.59.44 | | Colin Dalton | N | 100466 | 2 | Eugene, USA | 11 May 91 |
| 3.59.46 | | Shaun Creighton | A | 140567 | 6 | Cork, Ireland | 24 Jun 95 |
| 3.59.64 | | Mark Arens | S | 230362 | 5 | Adelaide | 13 Mar 82 |
| 3.59.7 | | Harry Downes | V | 200239 | 1 | Bendigo | 9 Mar 63 |
| 3.59.8 | | Tony Benson | V | 200542 | 3 | Melbourne | 18 Mar 71 |
| 3.59.81 | | Keith Wheeler | W | 110643 | 6 | Kingston, Jamaica | 13 Aug 66 |
| 3.59.84 | | Collis Birmingham | V | 271284 | 5 | Portland, USA | 4 May 06 |
| indoors | | | | | | | |
| 3.54.77 | | Mark Fountain | V | 100382 | 4 | Boston, USA | 29 Jan 05 |

2000 Metres

| | | | | | | | |
|---------|--|------------------|---|--------|---|--------------------------|-----------|
| 4.50.76 | | Craig Mottram | V | 180680 | 1 | Melbourne | 9 Mar 06 |
| 5.00.84 | | Simon Doyle | Q | 091166 | 1 | Sydney | 25 Jan 92 |
| 5.01.3 | | Steve Foley | V | 211157 | 1 | Adelaide | 22 Dec 79 |
| 5.01.85 | | Michael Power | V | 090576 | 6 | Villaneuve d'Asq, France | 18 Jun 01 |
| 5.03.00 | | Shaun Creighton | V | 140567 | 2 | Sydney | 25 Jan 92 |
| 5.03.62 | | Pat Scammell | V | 150461 | - | Cologne, Germany | 19 Aug 90 |
| 5.05.95 | | Mike Hillardt | Q | 220161 | 1 | Brussels, Belgium | 30 Aug 85 |
| 5.06.2 | | Tony Benson | V | 200542 | 1 | Viareggio, Italy | 11 Aug 72 |
| 5.06.6 | | David Fitzsimons | S | 230450 | 2 | Edmonton, Canada | 2 Aug 78 |
| 5.08.3 | | Kerry O'Brien | S | 170446 | 5 | Viareggio, Italy | 11 Aug 72 |
| 5.08.4 | | Laurie Toogood | N | 281145 | 2 | Sydney | 18 Mar 66 |
| 5.08.44 | | Louis Rowan | V | 080978 | 7 | Melbourne | 9 Mar 06 |
| 5.08.8 | | Ron Clarke | V | 210237 | 2 | Melbourne | 22 Nov 66 |
| 5.08.8 | | Gary Zeuner | S | 290953 | 2 | Adelaide | 22 Dec 79 |

3000 Metres

| | | | | | | | |
|---------|--|------------------|---|--------|---|------------------|-----------|
| 7.32.19 | | Craig Mottram | V | 180680 | 1 | Athens, Greece | 17 Sep 06 |
| 7.41.60 | | Shaun Creighton | V | 140567 | 9 | Oslo, Norway | 21 Jul 95 |
| 7.41.78 | | Lee Troop | V | 220373 | 3 | Sydney | 20 Feb 99 |
| 7.44.65 | | Simon Doyle | Q | 091166 | 1 | Jena, Germany | 3 Jun 94 |
| 7.45.53 | | Darren Lynch | V | 300866 | 5 | Sydney | 20 Feb 99 |
| 7.45.57 | | Peter O'Donoghue | V | 011061 | 1 | Adelaide | 14 Feb 93 |
| 7.45.94 | | Andrew Lloyd | N | 140259 | 1 | Canberra | 1 Dec 90 |
| 7.46.22 | | Michael Power | V | 090576 | 1 | Brisbane | 8 Sep 00 |
| 7.47.2m | | Ron Clarke | V | 210237 | 1 | Vasteras, Sweden | 27 Jun 67 |
| 7.47.66 | | Pat Carroll | Q | 170861 | 1 | Sydney | 14 Jan 90 |
| 7.48.74 | | David Fitzsimons | S | 230450 | 2 | Goteborg, Sweden | 6 Jul 78 |
| 7.48.8 | | Gerard Barrett | Q | 311256 | 1 | Brisbane | 29 Nov 78 |
| 7.50.2 | | Tony Benson | V | 200542 | 1 | Melbourne | 2 Jan 71 |
| 7.50.4 | | Kerry O'Brien | S | 170446 | 2 | Melbourne | 2 Jan 71 |
| 7.50.59 | | Darren Wilson | V | 090868 | 1 | Melbourne | 19 Nov 96 |
| 7.51.37 | | Colin Dalton | N | 100466 | 4 | Sydney | 14 Jan 90 |

AUSTRALIAN ALL-TIME LIST (CONTINUED)

| PERFORM | WIND | NAME | ASS | DOB | PLACE | VENUE | DATE |
|--------------------|------|---------------------|-----|--------|-------|-----------------------|-----------|
| 7.51.70 | | Julian Paynter | V | 150770 | 3 | Adelaide | 14 Feb 93 |
| 7.52.09 | | Paul Patrick | V | 150971 | 4 | Adelaide | 14 Feb 93 |
| 7.52.17 | | Mike Hillardt | Q | 220161 | 3 | Budapest, Hungary | 20 Aug 84 |
| 7.53.38 | | Pat Scammell | V | 150461 | 3 | Canberra | 1 Dec 90 |
| 7.53.4 | | Steve Foley | V | 211157 | 1 | Brisbane | 1 Mar 81 |
| 7.53.8 | | John Coyle | V | 120741 | 2 | Geelong | 26 Jan 66 |
| 7.54.09 | | Mark Tucker | V | 150879 | 2 | Norrstalje, Sweden | 11 Jul 05 |
| 7.54.31 | | Youcef Abdi | N | 071277 | 1 | Cuxhaven, Germany | 19 Jul 03 |
| 7.54.4 | | Steve Austin | V | 140251 | 2 | Brisbane | 1 Mar 81 |
| 7.54.50 | | Malcolm Norwood | V | 280764 | 6 | Sydney | 14 Jan 90 |
| 7.54.97 | | Mizan Mehari | A | 281280 | 6 | Sydney | 20 Feb 99 |
| 7.55.43 | | Scott Westcott | N | 250975 | 5 | Brunswick, USA | 1 Jul 00 |
| 7.55.8 | | Graham Crouch | V | 110148 | 4 | Lyngby, Norway | 15 Aug 73 |
| 7.55.80 | | Chris Bowden | V | 120675 | 1 | Melbourne | 10 Dec 97 |
| 7.55.88 | | David Evans | V | 211269 | 4 | Tampere, Finland | 18 Jun 95 |
| 7.55.93 | | Steve Isbel | A | 090572 | 4 | Adelaide | 26 Jan 96 |
| 7.56.3 | | Gerard Ryan | V | 110760 | 1 | Canberra | 16 Nov 85 |
| 7.56.53 | | Rohan Perrott | V | 100469 | 3 | Melbourne | 10 Dec 97 |
| 7.56.8 | | Ken Hall | V | 250751 | 2 | Melbourne | 15 Nov 77 |
| 7.57.4 | | Bill Scott | V | 080252 | 5 | Eschweiler, Germany | 4 Jun 75 |
| 7.57.46 | | Brett Cartwright | S | 250173 | 7 | Sydney | 16 Feb 01 |
| 7.57.63 | | Simon Field | V | 110579 | 2 | Melbourne | 9 Dec 03 |
| 7.58.0 | | Kerry Pearce | V | 101246 | 2 | Oslo, Norway | 14 Jul 71 |
| 7.58.24 | | Kim Gillard | N | 180870 | 5 | Hobart | 30 Jan 00 |
| 7.58.3 | | John Andrews | N | 090358 | 2 | Canberra | 11 Feb 84 |
| 7.58.41 | | Corey Tucker | A | 191178 | 1 | Sydney | 12 Nov 05 |
| 7.58.42 | | Clinton Mackevicius | N | 090278 | 1 | Canberra | 24 Feb 01 |
| 7.58.54 | | Jamie Harrison | N | 211263 | 2 | Canberra | 26 Jan 89 |
| 7.58.69 | | David Byrne | N | 300181 | 2 | Sydney | 12 Nov 05 |
| 7.59.06 | | Jeremy Roff | N | 221183 | 3 | Sydney | 12 Nov 05 |
| 7.59.06 | | Martin Dent | N | 080279 | 4 | Sydney | 12 Nov 05 |
| indoors | | | | | | | |
| 7.52.38 | | Mark Fountain | V | 100382 | 5 | Fayetteville, USA | 11 Feb 05 |
| 5000 Metres | | | | | | | |
| 12.55.76 | | Craig Mottram | V | 180680 | 2 | London, GBR | 30 Jul 04 |
| 13.14.82 | | Lee Troop | V | 220373 | 2 | Melbourne | 25 Feb 99 |
| 13.16.6 | | Ron Clarke | V | 210237 | 1 | Stockholm, Sweden | 5 Jul 66 |
| 13.17.42 | | David Fitzsimons | S | 230450 | 3 | Dusseldorf, Germany | 4 Sep 77 |
| 13.17.76 | | Shaun Creighton | V | 140567 | 7 | Lausanne, Switzerland | 5 Jul 95 |
| 13.22.1 | | Steve Austin | V | 140251 | 7 | Oslo, Norway | 15 Jul 80 |
| 13.23.31 | | Peter O'Donoghue | V | 011061 | 1 | Melbourne | 25 Feb 93 |

| PERFORM | WIND | NAME | ASS | DOB | PLACE | VENUE | DATE |
|----------|------|------------------|-----|--------|-------|-------------------|-----------|
| 13.23.37 | | Gerard Barrett | Q | 311256 | 1 | Christchurch, NZL | 20 Jan 79 |
| 13.23.56 | | Michael Power | V | 090576 | 4 | Osaka, Japan | 12 May 01 |
| 13.23.8 | | Bill Scott | V | 080252 | 1 | Melbourne | 23 Jan 80 |
| 13.24.22 | | Julian Paynter | V | 150770 | 3 | Melbourne | 19 Nov 95 |
| 13.24.56 | | Mizan Mehari | A | 281280 | 8h | Sydney | 27 Sep 00 |
| 13.24.63 | | Andrew Lloyd | N | 140259 | 1 | Melbourne | 25 Feb 92 |
| 13.25.49 | | Pat Carroll | Q | 170861 | 1 | Melbourne | 7 Feb 91 |
| 13.25.77 | | Steve Maneghetti | V | 260962 | 2 | Melbourne | 29 Feb 96 |
| 13.27.31 | | John Andrews | N | 090358 | 1 | Melbourne | 23 Nov 89 |
| 13.27.98 | | Jamie Harrison | N | 211263 | 2 | Melbourne | 23 Nov 89 |
| 13.28.61 | | Rod Higgins | A | 240867 | 2 | Melbourne | 7 Feb 91 |
| 13.28.71 | | Simon Doyle | Q | 091166 | 3 | Melbourne | 25 Feb 92 |
| 13.29.03 | | David Evans | V | 211269 | 4 | Melbourne | 25 Feb 92 |
| 13.29.07 | | Malcolm Norwood | V | 280764 | 3 | Melbourne | 7 Feb 91 |
| 13.30.96 | | Darren Lynch | V | 300866 | 1 | Melbourne | 5 Feb 00 |
| 13.31.2 | | Ken Hall | V | 250751 | 4 | Christchurch, NZL | 19 Jan 80 |
| 13.32.4 | | Graham Crouch | V | 110148 | 1 | Melbourne | 4 Feb 76 |
| 13.33.03 | | Mark Tucker | V | 150879 | 1 | Melbourne | 20 Nov 03 |
| 13.33.21 | | Paul Patrick | V | 150971 | 4 | Melbourne | 25 Feb 93 |
| 13.33.23 | | Sisay Bezabeh | A | 090977 | 2 | Sydney | 26 Feb 00 |
| 13.33.35 | | Scott Westcott | N | 250975 | 1 | Melbourne | 18 Nov 99 |
| 13.34.2 | | Chris Wardlaw | V | 030350 | 5 | Melbourne | 3 Feb 77 |
| 13.34.2m | | Rob de Castella | V | 270257 | 1 | Melbourne | 12 Nov 81 |
| 13.35.8 | | John Bermingham | V | 240651 | 2 | Melbourne | 4 Feb 76 |
| 13.36.2 | | Tony Benson | V | 200542 | 1 | Stockholm, Sweden | 7 Jul 71 |
| 13.36.30 | | Mark Thompson | V | 050379 | 4 | Brisbane | 11 Feb 00 |
| 13.37.2 | | Kerry O'Brien | S | 170446 | 1 | Melbourne | 12 Mar 70 |
| 13.37.39 | | Louis Rowan | V | 080978 | 1 | Hobart | 6 Jan 06 |
| 13.37.57 | | David Ruschena | V | 170274 | 4 | Melbourne | 17 Feb 05 |
| 13.37.6 | | John Coyle | V | 120741 | 2 | Geelong | 18 Jan 66 |
| 13.38.31 | | Mike Hillardt | Q | 220161 | 1 | Melbourne | 2 Dec 86 |
| 13.38.60 | | Darren Wilson | V | 090868 | 4 | Melbourne | 20 Feb 97 |
| 13.38.65 | | Colin Dalton | N | 100466 | 3 | Eugene, USA | 16 May 92 |
| 13.38.78 | | Gerard Ryan | V | 110760 | 2 | Melbourne | 2 Dec 86 |
| 13.38.94 | | Stephen Thurston | S | 260377 | 3 | Melbourne | 18 Nov 99 |
| 13.38.94 | | Brett Cartwright | S | 250173 | 2 | Adelaide | 6 Feb 03 |

10,000 Metres

| | | | | | | | |
|----------|--|-----------------|---|--------|---|--------------|-----------|
| 27.31.92 | | Shaun Creighton | A | 150567 | 2 | Melbourne | 25 Nov 96 |
| 27.37.00 | | Darren Wilson | V | 090868 | 3 | Melbourne | 25 Nov 96 |
| 27.39.89 | | Ron Clarke | V | 210237 | 1 | Oslo, Norway | 14 Jul 65 |

AUSTRALIAN ALL-TIME LIST (CONTINUED)

| PERFORM | WIND | NAME | ASS | DOB | PLACE | VENUE | DATE |
|----------|------|------------------|-----|--------|-------|-------------------|-----------|
| 27.46.71 | | Bill Scott | V | 080252 | 2 | Melbourne | 6 Feb 80 |
| 27.47.69 | | Steve Moneghetti | V | 260962 | 7 | Oslo, Norway | 4 Jul 92 |
| 27.49.09 | | Sisay Bezabeh | A | 090977 | 1 | Taraniki, NZL | 21 Jan 02 |
| 27.50.55 | | Craig Mottram | V | 180680 | 1 | Melbourne | 4 Dec 03 |
| 27.50.7 | | Gerard Barrett | Q | 311256 | 3 | Moscow, Russia | 21 Jul 79 |
| 27.50.73 | | Dean Cavuoto | A | 040675 | 2 | Taraniki, NZL | 21 Jan 02 |
| 27.51.27 | | Lee Troop | V | 220373 | 1 | Inglewood, NZL | 15 Feb 03 |
| 27.53.30 | | Steve Austin | V | 140251 | 3 | Stockholm, Sweden | 9 Jul 81 |
| 27.54.93 | | Brett Cartwright | S | 250173 | 3 | Taraniki, NZL | 21 Jan 02 |
| 27.57.34 | | Andrew Lloyd | N | 140259 | 1 | Melbourne | 12 Dec 87 |
| 27.59.64 | | Paul Patrick | V | 150971 | 1 | Melbourne | 16 Dec 93 |
| 28.02.73 | | Rob de Castella | V | 270257 | 2 | Melbourne | 15 Dec 83 |
| 28.03.33 | | Julian Paynter | V | 150770 | 6 | Melbourne | 14 Dec 95 |
| 28.04.64 | | David Fitzsimons | S | 230450 | 9 | London, GBR | 9 Sep 77 |
| 28.09.7 | | John Andrews | N | 090358 | 1 | Melbourne | 16 Dec 82 |
| 28.09.85 | | Andrew Letherby | Q | 190973 | 3 | Stanford, USA | 25 Mar 05 |
| 28.11.25 | | Peter Brett | S | 141162 | 2 | Melbourne | 18 Dec 86 |
| 28.14.25 | | Rod Higgins | A | 240867 | 2 | Melbourne | 10 Dec 91 |
| 28.15.00 | | Danny Boltz | N | 170762 | 3 | Melbourne | 18 Dec 86 |
| 28.15.6 | | Chris Wardlaw | V | 030350 | 1 | Melbourne | 3 Mar 76 |
| 28.16.19 | | Jamie Harrison | N | 211263 | 4 | Melbourne | 18 Dec 86 |
| 28.18.2 | | Garry Henry | S | 170553 | 5 | Melbourne | 6 Feb 80 |
| 28.18.47 | | David Evans | N | 211269 | 7 | Vancouver, Canada | 1 Jun 96 |
| 28.19.0 | | Dave Chettle | T | 140951 | 1 | Melbourne | 15 Dec 77 |
| 28.19.41 | | Scott Westcott | N | 250975 | 4 | Melbourne | 6 Dec 99 |
| 28.21.26 | | Adam Hoyle | V | 200863 | 6 | Melbourne | 18 Dec 86 |
| 28.23.50 | | Lawrie Whitty | N | 060260 | 3 | Melbourne | 15 Dec 83 |
| 28.23.61 | | Kim Gillard | N | 180870 | 5 | Melbourne | 6 Dec 99 |
| 28.29.97 | | Andrew Garnham | V | 060260 | 9 | Melbourne | 18 Dec 86 |
| 28.30.26 | | Paul Arthur | N | 050567 | 3 | Melbourne | 10 Dec 91 |
| 28.30.55 | | Pat Carroll | Q | 170861 | 3 | Canberra | 11 Mar 88 |
| 28.33.28 | | Mark Boucher | V | 031162 | 10 | Melbourne | 18 Dec 86 |
| 28.34.16 | | Steve Isbel | A | 090572 | 6 | Melbourne | 25 Nov 96 |
| 28.36.63 | | Max Little | T | 231049 | 6 | Koblenz, Germany | 27 Aug 80 |
| 28.37.64 | | Dave Power | N | 140728 | 3 | Rome, Italy | 8 Sep 60 |
| 28.38.52 | | Rod De Highden | V | 150169 | 9 | Melbourne | 14 Dec 95 |
| 28.43.20 | | Nigel Adkin | V | 020272 | 5 | Melbourne | 4 Dec 00 |
| 28.43.49 | | Kerry O'Brien | S | 170446 | 8 | Edinburgh, GBR | 18 Jul 70 |
| 28.44.0 | | Garry Bentley | T | 040350 | 2 | Melbourne | 18 Dec 80 |
| 28.44.4 | | Kent Rayner | T | 131050 | 3 | Melbourne | 21 Mar 76 |
| 28.44.52 | | Mark Tucker | V | 150879 | 4 | Melbourne | 4 Dec 03 |

| PERFORM | WIND | NAME | ASS | DOB | PLACE | VENUE | DATE |
|----------------------|------|-------------------|-----|--------|-------|--------------------|-----------|
| Half Marathon | | | | | | | |
| 1:00.02.0 | | Darren Wilson | V | 090868 | 1 | Tokyo, Japan | 19 Jan 97 |
| 1:00.06.0 | | Steve Moneghetti | V | 260962 | 1 | Tokyo, Japan | 24 Jan 93 |
| 1:01.00.0 | | Lee Troop | V | 220373 | 2 | Tokyo, Japan | 15 Jan 99 |
| 1:01.11.0 | | Pat Carroll | Q | 170861 | 1 | Sydney | 22 May 94 |
| 1:01.18.0 | | Rob de Castella | V | 270257 | 2 | Milan, Italy | 4 Apr 82 |
| 1:01.37.0 | | John Andrews | N | 090358 | 7 | Brussels, Belgium | 3 Oct 93 |
| 1:01.54.0 | | Sisay Bezabeh | A | 090977 | 15 | Lisbon, Portugal | 28 Mar 04 |
| 1:01.56.0 | | Malcolm Norwood | V | 280764 | 16 | South Shields, GBR | 20 Sep 92 |
| 1:02.16.0 | | Paul Arthur | N | 050567 | 7 | Tokyo, Japan | 26 Jan 92 |
| 1:02.16.0 | | Sean Quilty | V | 160566 | 10 | Tokyo, Japan | 19 Jan 97 |
| 1:02.30.0 | | Rod De Highden | V | 150169 | 11 | Tokyo, Japan | 19 Jan 97 |
| 1:02.32.0 | | Gerard Barrett | Q | 311256 | 1 | Auckland, NZL | 1 Nov 81 |
| 1:02.48.0 | | Kim Gillard | N | 180870 | 15 | Osaka, Japan | 25 Jan 98 |
| 1:02.54.0 | | Andrew Lloyd | N | 140259 | 11 | Tokyo, Japan | 23 Jan 94 |
| 1:02.57.0 | | Martin Dent | A | 080279 | 1 | Gold Coast | 2 Jul 06 |
| 1:03.03.0 | | Scott Westcott | N | 250975 | 1 | Noosa | 27 Aug 00 |
| 1:03.08.0 | | Rod Higgins | A | 240867 | 38 | Brussels, Belgium | 3 Oct 93 |
| 1:03.14.0 | | Brad Camp | V | 251264 | 1 | Melbourne | 16 Aug 87 |
| 1:03.15.0 | | David Evans | V | 211269 | 3 | Gold Coast | 18 Jul 93 |
| 1:03.29.0 | | Magnus Michelsson | V | 040968 | 9 | Inuyama, Japan | 29 Feb 04 |
| 1:03.29.0 | | Brett Cartwright | S | 250173 | 1 | Sydney | 22 May 05 |
| 1:03.31.0 | | Andrew Letherby | Q | 190973 | 3 | Glasgow, GBR | 4 Sep 05 |
| 1:03.34.0 | | Shaun Creighton | A | 140567 | 4 | Sydney | 24 May 98 |
| 1:03.36.0 | | Peter Brett | S | 141162 | 1 | Odense, Denmark | 12 Aug 89 |
| 1:03.40.0 | | John Farrington | N | 020742 | - | Fukuoka, Japan | 3 Dec 72 |
| 1:03.40.0 | | Adam Hoyle | V | 280863 | 1 | Gold Coast | 24 Jul 88 |
| 1:03.40.0 | | Dean Cavuoto | A | 040675 | 3 | Gold Coast | 12 Jul 98 |
| 1:03.54.0 | | Garry Henry | S | 170553 | - | Fukuoka, Japan | 7 Dec 80 |
| 1:03.54.0 | | Steve Austin | V | 140251 | 2 | Melbourne | 19 Aug 84 |
| 1:03.56.0 | | Derek Clayton | V | 171142 | - | Antwerp, Belgium | 30 May 69 |
| 1:03.56.0 | | Mike Dalton | T | 260666 | 11 | Gold Coast | 16 Jul 95 |
| 1:03.56.0 | | Greg Lyons | V | 130561 | - | Osaka, Japan | 25 Jan 98 |
| 1:03.59.0 | | Michael Chettle | V | 060877 | 5 | Gold Coast | 3 Jul 05 |
| 1:04.00.0 | | Wayne Larden | N | 080369 | 5 | Gold Coast | 17 Jul 94 |
| 1:04.11.0 | | Jeff Coole | V | 210153 | 3 | Melbourne | 23 Jan 84 |
| 1:04.14.0 | | Grenville Wood | S | 030255 | 5 | Melbourne | 18 Aug 85 |
| 1:04.18.0 | | Peter Haynes | A | 301260 | 1 | Canberra | 19 May 91 |
| 1:04.21.0 | | Anthony Haber | A | 030378 | 4 | Gold Coast | 2 Jul 06 |
| 1:04.23.0 | | Dean Giblin | T | 070265 | 8 | Gold Coast | 17 Jul 94 |
| 1:04.25.0 | | John Lisiewicz | S | 180762 | 2 | Bristol, GBR | 12 May 96 |

AUSTRALIAN ALL-TIME LIST (CONTINUED)

| PERFORM | WIND | NAME | ASS | DOB | PLACE | VENUE | DATE |
|-----------------|------|-------------------|-----|--------|-------|----------------------|-----------|
| Marathon | | | | | | | |
| 2:07.51.0 | | Rob de Castella | V | 270257 | 1 | Boston, USA | 21 Apr 86 |
| 2:08.16.0 | | Steve Moneghetti | V | 260962 | 1 | Berlin, Germany | 30 Sep 90 |
| 2:08.33.6 | | Derek Clayton | V | 171142 | 1 | Antwerp, Belgium | 30 May 69 |
| 2:09.39.0 | | Pat Carroll | Q | 170861 | 1 | Beppu-Oita, Japan | 5 Feb 95 |
| 2:09.49.0 | | Lee Troop | V | 220373 | 7 | Lake Biwa, Japan | 2 Mar 03 |
| 2:10.09.0 | | Garry Henry | S | 170553 | 4 | Fukuoka, Japan | 7 Dec 80 |
| 2:10.11.0 | | Brad Camp | V | 251264 | 1 | Gold Coast | 23 Jul 89 |
| 2:10.20.0 | | Dave Chettle | T | 140951 | 2 | Fukuoka, Japan | 7 Dec 75 |
| 2:10.22.0 | | Shaun Creighton | A | 140567 | 1 | Berlin, Germany | 28 Sep 97 |
| 2:10.22.0 | | Nick Harrison | V | 181070 | 3 | Beppu-Oita, Japan | 3 Feb 03 |
| 2:11.06.0 | | Darren Wilson | V | 090868 | 5 | Fukuoka, Japan | 7 Dec 97 |
| 2:11.08.0 | | Sisay Bezabeh | A | 090977 | 7 | Chicago, USA | 12 Oct 03 |
| 2:11.10.0 | | Danny Boltz | N | 170762 | 2 | Los Angeles, USA | 3 Mar 91 |
| 2:11.13.0 | | John Farrington | N | 020742 | 1 | Sydney | 14 Jul 73 |
| 2:11.36.0 | | Scott Westcott | N | 250975 | 2 | Beppu-Oita, Japan | 6 Feb 05 |
| 2:11.42.0 | | Andrew Letherby | V | 190973 | 8 | Berlin, Germany | 25 Sep 05 |
| 2:11.43.0 | | Gerard Barrett | Q | 311256 | 1 | Adelaide | 6 Apr 80 |
| 2:11.55.0 | | Bill Scott | V | 080252 | =6 | Fukuoka, Japan | 2 Dec 79 |
| 2:11.55.0 | | Chris Wardlaw | V | 030350 | =6 | Fukuoka, Japan | 2 Dec 79 |
| 2:12.10.0 | | Malcolm Norwood | V | 280764 | 1 | St.Paul, USA | 6 Oct 91 |
| 2:12.33.0 | | Shane Nankervis | V | 060574 | 12 | Berlin, Germany | 25 Sep 05 |
| 2:12.50.0 | | Grenville Wood | S | 030255 | 2 | Melbourne | 17 Oct 82 |
| 2:13.15.0 | | Rob Wallace | V | 210651 | 3 | Duluth, USA | 20 Jun 81 |
| 2:13.20.0 | | Sean Quilty | V | 160566 | 3 | Beppu-Oita, Japan | 4 Feb 96 |
| 2:13.26.0 | | Ray Boyd | W | 260566 | 15 | Chicago, USA | 24 Oct 99 |
| 2:13.53.0 | | Rod De Highden | V | 150169 | 17 | Fukuoka, Japan | 5 Dec 99 |
| 2:13.57.0 | | Jeff Coole | V | 210153 | 3 | Melbourne | 17 Oct 82 |
| 2:14.00.0 | | Magnus Michelsson | V | 040968 | 1 | Melbourne | 12 Oct 03 |
| 2:14.21.0 | | Lawrie Whitty | N | 060260 | 7 | Montreal, Canada | 12 Sep 81 |
| 2:14.33.0 | | Brenton Norman | S | 281244 | 2 | Perth | 8 Sep 73 |
| 2:14.36.0 | | Andrew Lloyd | N | 140259 | 2 | Sydney | 10 Jun 84 |
| 2:14.44.0 | | John Andrews | N | 090358 | 15 | Chicago, USA | 30 Oct 88 |
| 2:14.59.0 | | Peter Mitchell | V | 230758 | 1 | Gold Coast | 20 Jul 86 |
| 2:15.04.0 | | Nick de Castella | V | 120560 | 2 | Auckland, NZL | 19 Nov 83 |
| 2:15.11.0 | | Russell Foley | T | 181160 | 3 | Gold Coast | 23 Jul 89 |
| 2:15.12.0 | | Martin Dent | N | 080279 | 1 | Canberra | 18 Apr 04 |
| 2:15.13.0 | | Kim Gillard | N | 180870 | 5 | Pyongyang, Nth Korea | 15 Apr 01 |
| 2:15.16.0 | | Graeme Kennedy | V | 270258 | 1 | Canberra | 12 Apr 81 |
| 2:15.17.0 | | Allan Carman | S | 150568 | 1 | Gold Coast | 22 Jul 90 |
| 2:15.18.0 | | Phill Sly | V | 020974 | 11 | Hamburg, Germany | 27 Apr 03 |

| PERFORM | WIND | NAME | ASS | DOB | PLACE | VENUE | DATE |
|-----------|------|-----------------|-----|--------|-------|------------------|-----------|
| 2:15.44.0 | | Gemechu Woyecha | A | 020379 | 7 | Nagano, Japan | 16 Apr 06 |
| 2:15.49.0 | | Greg Lyons | V | 130561 | 1 | Melbourne | 5 Oct 97 |
| 2:16.01.0 | | Steve Austin | V | 140251 | 2 | Melbourne | 14 Oct 84 |
| 2:16.13.0 | | Merv Johnstone | V | 050567 | 7 | Los Angeles, USA | 4 Mar 90 |
| 2:16.17.0 | | Michael Dalton | T | 260666 | 4 | Gold Coast | 17 Jul 94 |
| 2:16.18.0 | | Garry Bentley | T | 040350 | 24 | Fukuoka, Japan | 6 Dec 81 |

110 Metres Hurdles

| | | | | | | | |
|--------|------|-------------------|---|--------|----|---------------------|-----------|
| 13.29 | +0.6 | Kyle Vander-Kuyp | V | 300571 | 1q | Goteborg, Sweden | 14 Aug 95 |
| 13.58 | +1.5 | Don Wright | Q | 260459 | 3 | Brisbane | 4 Oct 82 |
| 13.69 | +2.0 | John Caliguri | V | 281062 | 3 | Tampere, Finland | 13 Jun 92 |
| 13.72 | +1.5 | Max Binnington | V | 080349 | 5 | Brisbane | 4 Oct 82 |
| 13.73 | +1.8 | Stuart Anderson | Q | 190679 | 2 | Brisbane | 25 Mar 01 |
| 13.76 | +0.1 | David Cooper | Q | 100872 | 2 | Brisbane | 15 Mar 97 |
| 13.78A | +2.0 | Rod Zuyderwyk | Q | 130371 | 6 | Johannesburg, RSA | 13 Sep 98 |
| 13.81A | +0.0 | Tim Ewen | S | 210277 | 4 | Pretoria, RSA | 24 Mar 00 |
| 13.88 | 0.0 | Warren Parr | N | 250152 | 6s | Montreal, Canada | 28 Jul 76 |
| 13.89 | +0.6 | Warwick Cregan | W | 020584 | 1 | Melbourne | 18 Feb 06 |
| 13.91 | +0.1 | Jagan Hames | S | 311075 | 3 | Brisbane | 15 Mar 97 |
| 13.92 | 0.0 | Jon Morrison | N | 140569 | 4 | Brisbane | 14 Mar 96 |
| 13.95 | +1.5 | Jai Taurima | Q | 260672 | 1 | Brisbane | 14 Nov 92 |
| 13.98 | +0.4 | Greg Eyears | N | 211081 | 1 | Brisbane | 26 Nov 05 |
| 14.00 | +1.9 | David Rose | S | 180878 | 2 | Canberra | 8 Feb 98 |
| 14.07 | +0.7 | Andrew Cameron | Q | 010181 | 2h | Brisbane | 13 Apr 02 |
| 14.08 | +1.8 | Nfa Forster-Jones | V | 250180 | 4 | Brisbane | 25 Mar 01 |
| 14.09 | -1.0 | Vin Plant | V | 290649 | 1 | Melbourne | 31 Mar 79 |
| 14.09 | 0.0 | Mike Wilson | V | 020159 | 2 | Melbourne | 6 Mar 84 |
| 14.11 | | Scott Ferrier | V | 120674 | 4 | Durham, USA | 13 Jul 96 |
| 14.11 | +1.5 | Ryan Purcell | W | 240183 | 2 | Sydney | 28 Feb 04 |
| 14.12 | | Mal Baird | V | 060748 | 2 | Munich, Germany | 24 Aug 72 |
| 14.13 | +2.0 | Mohamad Zeed | V | 210284 | 3h | Chongqing, China | 14 May 05 |
| 14.14A | +1.7 | Gary Knoke | N | 050242 | 4h | Mexico City, Mexico | 16 Oct 68 |
| 14.14 | -1.0 | Paul Edmiston | W | 160272 | 4 | Melbourne | 23 Feb 95 |
| 14.14 | +1.5 | Duncan Harvey | Q | 120381 | 3 | Sydney | 28 Feb 04 |
| 14.15 | +1.0 | Dean Capobianco | W | 110570 | 1 | Brisbane | 19 Mar 89 |
| 14.15 | +1.7 | Chris Ingram | Q | 160473 | 3 | Brisbane | 15 Feb 98 |
| 14.15 | | Justin Merlino | N | 101286 | 1 | Sydney | 25 Feb 06 |
| 14.19 | +1.5 | Martin Barrow | V | 030173 | 5 | Sydney | 26 Feb 00 |
| 14.20 | +1.5 | Aaron Petersen | V | 221080 | 4 | Sydney | 28 Feb 04 |
| 14.21 | +0.6 | Gareth Watkins | N | 100478 | 1 | Sydney | 24 Jan 98 |
| 14.27 | -0.9 | Peter Clark | V | 171271 | 3 | Brisbane | 5 Feb 94 |
| 14.27 | +1.5 | John Burstow | Q | 171085 | 3h | Grosseto, Italy | 16 Jul 04 |

AUSTRALIAN ALL-TIME LIST (CONTINUED)

| PERFORM | WIND | NAME | ASS | DOB | PLACE | VENUE | DATE |
|---------------|------|-------------------|-----|--------|-------|------------------|-----------|
| 14.28 | +0.4 | Michael Kent | Q | 270360 | 3h | Canberra | 30 Mar 85 |
| 14.28 | +1.1 | Peter Winter | V | 170171 | 3 | Melbourne | 25 Feb 93 |
| 14.28 | -1.6 | Ryan Moore | W | 181074 | 1 | Sydney | 14 Mar 94 |
| 14.30 | -1.5 | Steve Saunders | N | 150266 | 2 | Adelaide | 26 Nov 89 |
| 14.30 | +2.0 | Adam Dorey | W | 240680 | 4 | Perth | 5 Feb 00 |
| 14.31 | +0.0 | Ashley Mahoney | Q | 131176 | 3 | Brisbane | 11 Feb 00 |
| 14.36 | +0.2 | Chris Shute | N | 300575 | 4 | Sydney | 21 Mar 95 |
| 14.38y | -0.6 | Dave Prince | N | 200941 | 2h | Perth | 29 Nov 62 |
| 14.39 | +2.0 | Michael Carroll | N | 060662 | 1 | Sydney | 14 Jan 84 |
| 14.44 | +1.3 | Tony Briggs | V | 030767 | 2 | Melbourne | 10 Mar 90 |
| 14.45 | +1.3 | Adam Szlezak | N | 100487 | 2 | Brisbane | 25 Feb 05 |
| 14.45 | | Luke Webster | Q | 090886 | 1 | Brisbane | 19 Mar 05 |
| 14.47 | +1.4 | James Goodwin | V | 020975 | 5h | Lisbon, Portugal | 21 Jul 94 |
| 14.47 | +1.4 | William Wicks | N | 050180 | 1 | Sydney | 6 Mar 99 |
| 14.48 | +1.0 | Tom Sullivan | V | 280585 | 1 | Melbourne | 1 Oct 05 |
| 14.50 | +1.8 | Jason Dudley | Q | 101184 | 1 | Brisbane | 9 Sep 05 |
| 14.51 | -0.9 | Greg Barnett | V | 291161 | 6 | Melbourne | 21 Mar 85 |
| 14.52 | -1.1 | Andrew Anastasios | V | 090366 | 1 | Melbourne | 23 Nov 89 |
| 14.54 | -2.5 | Michael Ryan | Q | 050558 | 2h | Adelaide | 22 Mar 81 |
| 14.54 | | Neil McGillivray | N | 200254 | 2 | Brisbane | 4 Mar 84 |
| manual | | | | | | | |
| 13.2 | | Kyle Vander-Kuyp | V | 300571 | 1 | Melbourne | 3 Feb 94 |
| 13.6 | +1.5 | Max Binnington | V | 080349 | 1 | Melbourne | 3 Feb 76 |
| 13.6 | | Warren Parr | N | 250152 | 1 | Sydney | 9 Oct 77 |
| 13.7 | +1.5 | Vin Plant | V | 290649 | 2 | Melbourne | 1 Mar 75 |
| 13.8 | | Mal Baird | V | 060748 | 1 | Sydney | 12 Mar 72 |
| 13.8 | | Mike Wilson | V | 020159 | 2 | Melbourne | 19 Jan 82 |
| 13.8A | | Rod Zuyderwyk | Q | 300371 | dec | Provo, USA | 26 Apr 91 |
| 13.8 | +2.0 | Ryan Moore | W | 181074 | 1 | Perth | 24 Feb 96 |
| 14.0y | +1.6 | Ray Weinberg | V | 231026 | 1 | Melbourne | 9 Feb 52 |
| 14.0y | | John Chittick | V | 291037 | 1 | Melbourne | 3 Feb 60 |
| 14.0 | | John Kenny | N | 130451 | 1 | Sydney | 11 Dec 76 |
| 14.0 | | Peter Clark | V | 171271 | 1 | Melbourne | 3 Feb 94 |
| 14.0 | +1.3 | Chris Shute | N | 300575 | 2 | Canberra | 28 Oct 95 |
| 14.1y | | Peter Gardner | V | 050125 | 1 | Melbourne | 29 Jan 49 |
| 14.1y | | Dave Prince | N | 200941 | 1 | Melbourne | 12 Jul 66 |
| 14.1y | | Tony Pickett | N | 130244 | USA | | .66 |
| 14.1 | | Geoff Smith | N | 060345 | 2 | Sydney | 5 Jul 70 |
| 14.1 | -0.5 | Chris Ingram | Q | 160473 | 1 | Brisbane | 5 Jan 01 |
| 14.1 | | Greg Eyears | N | 211081 | 1 | Sydney | 25 Oct 03 |
| 14.1 | -1.6 | Ryan Purcell | W | 240183 | 1 | Perth | 27 Feb 05 |
| 14.1 | -1.6 | Warwick Cregan | W | 020584 | 2 | Perth | 27 Feb 05 |

| PERFORM | WIND | NAME | ASS | DOB | PLACE | VENUE | DATE |
|---------|------|------------------|-----|--------|-------|-----------|-----------|
| 14.2y | | Ken Doubleday | V | 140226 | 1 | Sydney | 11 Feb 54 |
| 14.2 | | Ken Elphick | N | 130352 | 1 | Sydney | 4 Apr 73 |
| 14.2 | -0.9 | Adam Pedler | S | 010352 | 3 | Hobart | 12 Mar 77 |
| 14.2 | | Greg Barnett | V | 291161 | 1 | Melbourne | 17 Feb 87 |
| 14.2 | | Michael Bogdanis | W | 240478 | 1 | Perth | 6 Dec 97 |
| 14.3 | | Berry Primrose | N | 220738 | 1 | Sydney | 4 Feb 58 |
| 14.3y | | John Lane | V | 220348 | 2 | Melbourne | 17 Mar 70 |
| 14.3 | | Peter Morton | N | | 2 | Sydney | 4 Mar 72 |
| 14.3 | | Michael Yung | Q | 020362 | 1 | Brisbane | 15 May 84 |
| 14.3 | | Neil Coghlan | V | 120563 | 2 | Melbourne | 5 Dec 85 |
| 14.3 | | Hamish Halley | N | 260766 | 1 | Sydney | 17 May 88 |
| 14.3 | | Mohamad Zeed | V | 210284 | 1 | Melbourne | 2 Mar 04 |

400 Metres Hurdles

| | | | | | | | |
|--------|--|---------------------|---|--------|----|---------------------|-----------|
| 48.28 | | Rohan Robinson | V | 151171 | 4s | Atlanta, USA | 31 Jul 96 |
| 48.87 | | Zid Abou Hamed | N | 220470 | 1 | Sydney | 20 Feb 99 |
| 49.08A | | Blair Young | Q | 050471 | 2 | Pietersburg, RSA | 18 Mar 00 |
| 49.26 | | Simon Hollingsworth | T | 090572 | 2 | Melbourne | 29 Feb 96 |
| 49.32 | | Bruce Field | V | 220147 | 2 | Christchurch, NZL | 29 Jan 74 |
| 49.36 | | Brendan Cole | A | 290581 | 4s | Melbourne | 22 Mar 06 |
| 49.37 | | Garry Brown | Q | 271054 | 1 | Brisbane | 7 Oct 82 |
| 49.47 | | Matt Beckenham | N | 180376 | 2 | Sydney | 20 Feb 99 |
| 49.49 | | Nick Ward | W | 180170 | 1 | Sydney | 13 Mar 94 |
| 49.61A | | Gary Knoke | N | 050242 | 5s | Mexico City, Mexico | 14 Oct 68 |
| 49.64 | | Chris Carroll | Q | 090574 | 2 | Melbourne | 25 Feb 99 |
| 49.69 | | Peter Grant | V | 050154 | 3 | Copenhagen, Denmark | 1 Aug 79 |
| 49.82 | | Ken Gordon | Q | 190562 | 1 | Canberra | 14 Mar 87 |
| 49.85 | | Leigh Miller | V | 190863 | 1 | Perth | 27 Mar 88 |
| 49.85 | | Michael Hazel | V | 121276 | 3 | Brisbane | 13 Apr 02 |
| 49.88 | | Tristan Thomas | T | 230586 | 3h | Melbourne | 21 Mar 06 |
| 50.05 | | Elliot Wood | N | 061083 | 1 | Sydney | 29 Feb 04 |
| 50.08 | | Peter Bate | V | 030179 | 4 | Canberra | 6 Feb 99 |
| 50.11 | | Tony Briggs | V | 030767 | 2 | Sydney | 23 Feb 91 |
| 50.12 | | Tristan Thomas | T | 230586 | 6 | Melbourne | 9 Mar 06 |
| 50.26 | | John Roche | V | 121260 | 1 | Melbourne | 14 Jan 82 |
| 50.30 | | Darren Wright | W | 160765 | 2 | Perth | 27 Mar 88 |
| 50.58y | | David Lean | T | 220835 | 2 | Cardiff, GBR | 22 Jul 58 |
| 50.40 | | Rod Zuyderwyk | Q | 300371 | 4 | Hobart | 25 Feb 96 |
| 50.47 | | Matt Woodhouse | N | 020374 | 2 | Melbourne | 23 Feb 95 |
| 50.51 | | Dane Richter | W | 060181 | 1 | Perth | 13 Nov 05 |
| 50.54 | | Manesh Pillay | W | 150772 | 1 | Adelaide | 7 Mar 92 |
| 50.64 | | Andrew Zorzit | N | 170368 | 1 | Canberra | 4 Mar 89 |

AUSTRALIAN ALL-TIME LIST (CONTINUED)

| PERFORM | WIND | NAME | ASS | DOB | PLACE | VENUE | DATE |
|---------------|------|------------------|-----|--------|-------|------------------|-----------|
| 50.69 | | Paul Greene | W | 091272 | 3 | Perth | 28 Jan 96 |
| 50.72 | | Dolph Francis | Q | 060567 | 2s | Athens, Greece | 17 Jul 86 |
| 50.82 | | Kevin Oakey | V | 101164 | 4 | Perth | 27 Mar 88 |
| 50.85 | | James Stephenson | N | 250764 | 2 | Eugene, USA | 29 Aug 88 |
| 50.86 | | Ken Roche | V | 241041 | 5s | Tokyo, Japan | 15 Oct 64 |
| 50.86 | | Gary Workman | V | 170371 | 2 | Adelaide | 1 Feb 97 |
| 50.88 | | Dale Horrobin | V | 100360 | 2 | Canberra | 31 Mar 85 |
| 50.92 | | Hamish Halley | N | 260766 | 2 | Canberra | 6 Mar 86 |
| manual | | | | | | | |
| 49.3 | | Gary Knoke | N | 050242 | 1 | Perth | 26 Mar 72 |
| 49.8 | | Don Hanly | V | 050454 | 1 | Melbourne | 21 Mar 76 |
| 50.1 | | Ken Roche | V | 241041 | 2 | Perth | 27 Mar 66 |
| 50.7y | | Tony Pickett | N | 130244 | 2 | Albuquerque, USA | 9 Mar 67 |
| 50.9y | | Michael Ryan | V | 191241 | 1 | Melbourne | 22 Mar 64 |
| 50.6 | | Bill Hooker | V | 310349 | 1 | Melbourne | 30 Mar 69 |
| 50.7 | | Max Binnington | V | 080349 | 1 | Adelaide | 23 Mar 75 |
| 50.7 | | Ken Elphick | N | 130352 | 4 | Melbourne | 20 Mar 76 |

3000 Metres Steeplechase

| | | | | | | | |
|----------|--|---------------------|---|--------|----|--------------------|-----------|
| 8.16.22 | | Shaun Creighton | V | 140567 | 3 | Lille, France | 2 Jul 93 |
| 8.21.98 | | Kerry O'Brien | S | 170446 | 1 | Berlin, Germany | 4 Jul 70 |
| 8.21.98 | | Youcef Abdi | N | 071277 | 8 | Heusden, Belgium | 22 Jul 06 |
| 8.22.85 | | Peter Nowill | Q | 150679 | 4 | Rehlingen, Germany | 31 May 04 |
| 8.24.48 | | Chris Unthank | V | 310872 | 10 | Hechtel, Belgium | 19 Jul 97 |
| 8.26.2e | | Tony Manning | N | 090143 | 1 | Edinburgh, GBR | 23 Jul 70 |
| 8.27.0 | | Peter Larkins | V | 220654 | 1 | Melbourne | 11 Mar 76 |
| 8.28.98 | | Martin Dent | N | 080279 | 4 | Melbourne | 24 Mar 06 |
| 8.29.0 | | Bob Hendy | V | 060145 | 1 | Victoria, Canada | 7 Jul 73 |
| 8.29.63 | | Richard Jeremiah | V | 031282 | 2 | Melbourne | 17 Feb 05 |
| 8.31.18 | | Gary Zeuner | S | 290953 | 1 | Adelaide | 13 Mar 82 |
| 8.31.4 | | Rob Gilfillan | V | 200157 | 1 | Melbourne | 6 Mar 80 |
| 8.33.06 | | Stephen Thurston | S | 260377 | 2 | Manchester, GBR | 14 Jun 00 |
| 8.35.02 | | Wayne Dyer | V | 180258 | 3 | Melbourne | 31 Mar 84 |
| 8.36.2 | | Ian Blackwood | V | 250641 | 1 | Melbourne | 3 Mar 66 |
| 8.36.8 | | Bob Walczak | V | 040550 | 1 | Adelaide | 22 Mar 75 |
| 8.38.9 | | Brendan Hewitt | S | 170864 | 1 | Adelaide | 8 Feb 84 |
| 8.39.0 | | Trevor Vincent | V | 270438 | 1 | Sydney | 2 Feb 64 |
| 8.39.34 | | Richard Russell | V | 020970 | 1 | Melbourne | 19 Feb 94 |
| 8, 39.54 | | Grant Schmidlechner | V | 210978 | 4 | Sydney | 4 Feb 06 |
| 8.40.62 | | Glenn Stojanovic | N | 030274 | 5 | Seoul, Sth Korea | 20 Sep 92 |
| 8.41.75 | | Mark Tucker | V | 150879 | 2 | Sydney | 22 Mar 03 |
| 8.42.09 | | Ryan Taylor | A | 120876 | 1 | Melbourne | 4 Dec 00 |

| PERFORM | WIND | NAME | ASS | DOB | PLACE | VENUE | DATE |
|---------|------|-----------------|-----|--------|-------|-------------------|-----------|
| 8.42.87 | | Rob Neylon | V | 310858 | 6 | Christchurch, NZL | 1 Feb 81 |
| 8.42.93 | | Jeff Hunt | N | 240782 | 4 | Sydney | 4 Mar 05 |
| 8.43.22 | | Steve Barlow | V | 020761 | 2 | Houston, USA | 14 Mar 86 |
| 8.43.4 | | Garry Briggs | Q | 270258 | 1 | Adelaide | 12 Mar 83 |
| 8.43.50 | | Pat Woods | A | 051067 | 1 | Melbourne | 1 Apr 90 |
| 8.44.0 | | Kerry Pearce | V | 101246 | 4 | Los Angeles, USA | 18 Jul 69 |
| 8.44.3 | | Phil Cuffe | V | 100554 | 3 | Melbourne | 12 Jan 78 |
| 8.44.4 | | Craig Logan | V | 290162 | 1 | Melbourne | 3 Feb 87 |
| 8.44.6 | | Fred Langford | W | 300546 | 1 | Melbourne | 30 Mar 74 |
| 8.44.73 | | Rob Ellis | V | 080473 | 1 | Canberra | 15 Jan 00 |
| 8.45.00 | | Travis Longmuir | V | 081172 | 2 | Brisbane | 29 Jul 00 |
| 8.45.11 | | John Lisiewicz | S | 180762 | 2 | Melbourne | 1 Apr 90 |
| 8.45.8 | | Gerard Ryan | V | 110760 | 1 | Canberra | 11 Nov 89 |
| 8.46.1 | | Jeff Thompson | N | | 5 | Austin, USA | 2 Apr 77 |
| 8.46.51 | | Michael Inwood | Q | 181265 | 9 | Barcelona, Spain | 10 Sep 89 |
| 8.47.0 | | Grant Taggart | V | 210447 | 2 | Melbourne | 30 Mar 74 |
| 8.47.1 | | Graeme Olden | V | 100964 | 1 | Melbourne | 10 Dec 92 |

3000 Metres Walk

| | | | | | | | |
|----------|--|----------------|---|--------|---|------------|-----------|
| 10.56.22 | | Andrew Jachno | V | 130462 | 1 | Melbourne | 7 Feb 91 |
| 11.00.56 | | Dave Smith | V | 240755 | 1 | Perth | 24 Jan 87 |
| 11.11.45 | | Nick A'Hern | N | 060169 | 2 | Melbourne | 7 Feb 91 |
| 11.16.2 | | Troy Sundstrom | N | 300581 | 1 | Sydney | 27 Nov 99 |
| 11.17.0 | | Nathan Deakes | V | 170877 | 1 | Melbourne | 10 Dec 98 |
| 11.21.04 | | Jared Tallent | V | 171084 | 1 | Canberra | 29 Oct 05 |
| 11.23.2 | | Steve Beecroft | V | 140371 | 1 | Melbourne | 13 Jan 94 |
| 11.26.0 | | Simon Baker | V | 060258 | 1 | Solleftuna | 7 Jul 89 |
| 11.28.2 | | Willi Sawall | V | 071141 | 1 | Melbourne | 15 Mar 80 |
| 11.29.7 | | Brent Vallance | N | 300472 | 1 | Sydney | 6 Dec 97 |
| 11.32.9 | | Doug Connolly | N | 301082 | 2 | Sydney | 27 Nov 99 |
| 11.36.9 | | Michael McCagh | W | 160486 | 1 | Perth | 14 Nov 04 |
| 11.38.0 | | Adam Rutter | N | 241286 | 1 | Sydney | 23 Oct 04 |
| 11.38.8 | | Liam Murphy | S | 050679 | 1 | Adelaide | 13 Nov 99 |
| 11.42.7 | | Damien O'Mara | N | 031075 | 2 | Sydney | 4 Jan 97 |
| 11.45.5 | | Paul Copeland | V | 250467 | 1 | Melbourne | 16 Jan 92 |
| 11.46.09 | | Anthony Miles | Q | 301171 | 2 | Brisbane | 16 Nov 91 |
| 11.47.2 | | Jon Gawley | N | 080580 | 2 | Sydney | 16 Jan 99 |
| 11.47.6 | | Dion Russell | V | 080575 | 2 | Melbourne | 2 Dec 93 |
| 11.48.4 | | Luke Adams | N | 221076 | 2 | Sydney | 21 Oct 95 |
| 11.49.7 | | Travis Harbour | V | 121275 | 1 | Melbourne | 1 Feb 97 |
| 11.50.2 | | Darren Bown | S | 300674 | 2 | Adelaide | 30 Oct 99 |
| 11.50.6 | | Mike Harvey | V | 051262 | 2 | Melbourne | 1 Mar 86 |

AUSTRALIAN ALL-TIME LIST (CONTINUED)

| PERFORM | WIND | NAME | ASS | DOB | PLACE | VENUE | DATE |
|----------|------|------------------|-----|--------|-------|-----------|-----------|
| 11.51.0 | | Greg Robertson | T | 231269 | 1 | Hobart | 19 Jan 91 |
| 11.52.3 | | Craig Brill | V | 101167 | 3 | Melbourne | 15 Nov 90 |
| 11.54.75 | | Noel Wooler | Q | 190575 | 1 | Brisbane | 25 Jan 96 |
| 11.58.3 | | Rob McFadden | S | 150366 | 1 | Adelaide | 6 Jan 88 |
| 11.58.4 | | Daniel Thorne | V | 191279 | 1 | Geelong | 27 Oct 01 |
| 11.58.8 | | Craig Jeffery | V | 120568 | 2 | Melbourne | 30 Jan 92 |
| 12.00.0 | | Mark Blackwood | V | 251177 | 2 | Melbourne | 11 Feb 97 |
| 12.00.3 | | Mike Woods | N | 111062 | 1 | Sydney | 13 Mar 82 |
| 12.00.5 | | Dominic McGrath | V | 040672 | 3 | Melbourne | 7 Nov 96 |
| 12.01.69 | | Dariusz Wojcic | V | 240959 | 1 | Melbourne | 10 Dec 91 |
| 12.01.9 | | Ian Waters | V | 010467 | 3 | Melbourne | 2 Dec 93 |
| 12.02.1 | | Mark Donahoo | V | 270558 | 4 | Melbourne | 2 Dec 93 |
| 12.03.0 | | Rohan Best | T | 240273 | 2 | Hobart | 2 Feb 91 |
| 12.05.2 | | Aaron McDonough | V | | 1 | Melbourne | 11 Nov 06 |
| 12.08.1 | | Jarred Russell | V | 120680 | 2 | Melbourne | 27 Jan 00 |
| 12.08.58 | | Matt Golebiowski | N | 200480 | 1 | Hobart | 12 Dec 97 |
| 12.09.7 | | Paul Kennedy | V | 030457 | 1 | Melbourne | 15 Jan 94 |
| 12.10.2 | | Brad Malcolm | V | 070878 | 3 | Melbourne | 15 Feb 01 |
| 12.11.4 | | Alan Muir | N | 151064 | 2 | Sydney | 13 Mar 82 |

5000 Metres Walk

| | | | | | | | |
|-----------|--|----------------|---|--------|---|-------------------|-----------|
| 18.45.19 | | Nathan Deakes | V | 170877 | 1 | Melbourne | 9 Mar 06 |
| 18.51.39 | | Nick A'Hern | N | 060169 | 1 | Auckland, NZL | 21 Feb 98 |
| 18.52.87 | | Dave Smith | V | 240755 | 1 | Canberra | 21 Feb 86 |
| 19.01.73 | | Luke Adams | N | 221076 | 2 | Melbourne | 9 Mar 06 |
| 19.09.74 | | Andrew Jachno | V | 130462 | 2 | Sydney | 23 Feb 91 |
| 19.12.27 | | Jared Tallent | V | 171084 | 1 | Melbourne | 18 Feb 06 |
| 19.20.87 | | Brent Vallance | N | 300472 | 1 | Sydney | 20 Feb 00 |
| 19.24.12i | | Simon Baker | V | 060258 | 7 | Budapest, Hungary | 5 Mar 89 |
| 19.36.30 | | Adam Rutter | N | 231286 | 3 | Melbourne | 9 Mar 06 |
| 19.36.84 | | Dion Russell | V | 080575 | 3 | Hobart | 14 Feb 97 |
| 19.38.22 | | Troy Sundstrom | N | 300581 | 3 | Sydney | 19 Feb 00 |
| 19.45.65 | | Willi Sawall | V | 071141 | 2 | Melbourne | 31 Mar 84 |
| 19.46.91 | | Steve Beecroft | V | 140371 | 2 | Melbourne | 9 Feb 92 |
| 19.48.57 | | Michael McCagh | W | 160486 | 2 | Geelong | 17 Dec 05 |
| 19.56.9 | | Jon Gawley | N | 080580 | 2 | Sydney | 6 Mar 99 |
| 19.57.9 | | Paul Copeland | V | 250467 | 2 | Melbourne | 14 Dec 89 |
| 19.58.65 | | Doug Connolly | N | 301082 | 1 | Sydney | 9 Dec 99 |
| 20.00.41 | | Chris Erickson | V | 011281 | 4 | Geelong | 17 Dec 05 |
| 20.00.5 | | Darren Bown | S | 300674 | 1 | Adelaide | 16 Mar 05 |
| 20.06.54 | | Noel Wooler | Q | 190575 | 1 | Brisbane | 16 Feb 96 |
| 20.08.22 | | Duane Cousins | V | 130773 | 5 | Melbourne | 9 Mar 06 |

| PERFORM | WIND | NAME | ASS | DOB | PLACE | VENUE | DATE |
|----------|------|-----------------|-----|--------|-------|-----------|-----------|
| 20.12.2 | | Liam Murphy | S | 050679 | 1 | Adelaide | 28 Jan 00 |
| 20.14.9 | | Mike Harvey | V | 051262 | 1 | Melbourne | 26 Nov 91 |
| 20.16.26 | | Damien O'Mara | N | 031075 | 4 | Melbourne | 20 Feb 97 |
| 20.22.5 | | Dariusz Wojcic | V | 240959 | 3 | Melbourne | 26 Nov 91 |
| 20.30.1 | | Rob McFadden | S | 150366 | 1 | Adelaide | 21 Mar 92 |
| 20.30.87 | | Matt O'Donnell | N | 181174 | 4 | Sydney | 12 Mar 94 |
| 20.34.0 | | Ian Rayson | N | 040288 | 1 | Sydney | 8 Oct 05 |
| 20.34.9 | | Daniel Thorne | V | 191279 | 1 | Melbourne | 13 Mar 03 |
| 20.38.0 | | Mark Donahoo | V | 270558 | 2 | Melbourne | 22 Nov 90 |
| 20.40.8 | | Jason Moore | Q | 190374 | 1 | Brisbane | 12 Feb 93 |
| 20.41.45 | | Greg Robertson | T | 231269 | 4 | Sydney | 23 Feb 91 |
| 20.42.9 | | Craig Brill | V | 101167 | 1 | Melbourne | 6 Dec 90 |
| 20.44.4 | | Brad Malcolm | V | 070878 | 1 | Melbourne | 10 Feb 00 |
| 20.45.92 | | Paul Kennedy | V | 030457 | 5 | Sydney | 12 Mar 94 |
| 20.47.74 | | Mark Thomas | V | 231262 | 7 | Melbourne | 20 Feb 97 |
| 20.48.0 | | Anthony Miles | Q | 301171 | 1 | Brisbane | 15 Oct 89 |
| 20.49.09 | | Tom Barnes | V | 010669 | 5 | Geelong | 17 Dec 05 |
| 20.51.18 | | Rohan Best | T | 240273 | 1 | Hobart | 6 Jan 91 |
| 20.54.56 | | Mike Woods | N | 111062 | 3 | Sydney | 23 Feb 85 |
| 20.54.7 | | Marcus Dwyer | V | 260377 | 1 | Melbourne | 19 Nov 98 |
| 20.59.1 | | Scott Holloway | W | 221283 | 1 | Perth | 6 Jan 02 |
| 21.02.1 | | Craig Jeffery | V | 120568 | 1 | Bendigo | 25 Jan 92 |
| 21.03.1 | | Dominic McGrath | V | 040672 | 2 | Melbourne | 22 Feb 01 |
| 21.06.38 | | Travis Harbour | V | 121275 | 3 | Melbourne | 8 Feb 97 |
| 21.06.4 | | Graeme Nicholls | V | 150548 | 1 | Ballarat | 17 Nov 70 |

10,000 Metres Walk

| | | | | | | | |
|----------|--|----------------|---|--------|---|------------------|-----------|
| 38.20.9 | | Dave Smith | V | 240755 | 1 | Sydney | 15 Sep 85 |
| 38.44.87 | | Nathan Deakes | V | 170877 | 1 | Canberra | 8 Feb 02 |
| 39.10.10 | | Nick A'Hern | N | 060169 | 1 | Sydney | 13 Jan 91 |
| 39.29.3 | | Andrew Jachno | V | 130462 | 1 | Melbourne | 6 Jan 91 |
| 40.04.88 | | Luke Adams | N | 221076 | 1 | Adelaide | 19 Feb 05 |
| 40.35.0 | | Simon Baker | V | 060258 | 1 | Ornskoldsvik | 8 Jul 89 |
| 40.46.4 | | Steve Beecroft | V | 140371 | 2 | Melbourne | 5 Jan 92 |
| 41.00.66 | | Darren Bown | S | 300674 | 2 | Adelaide | 19 Feb 05 |
| 41.05.2 | | Paul Copeland | V | 250467 | 3 | Melbourne | 5 Jan 92 |
| 41.38.16 | | Brent Vallance | N | 300472 | 3 | Canberra | 8 Feb 98 |
| 41.47.44 | | Adam Rutter | N | 241286 | 3 | Adelaide | 19 Feb 05 |
| 41.50.70 | | Dion Russell | V | 080575 | 8 | Lisbon, Portugal | 21 Jul 94 |
| 41.58.54 | | Troy Sundstrom | N | 300581 | 1 | Sydney | 18 Aug 00 |
| 42.06.8 | | Mike Harvey | V | 051262 | 2 | Orskoldsvik | 1 Jul 90 |
| 42.11.83 | | Jon Gawley | N | 080580 | 1 | Melbourne | 19 Mar 99 |

AUSTRALIAN ALL-TIME LIST (CONTINUED)

| PERFORM | WIND | NAME | ASS | DOB | PLACE | VENUE | DATE |
|----------|------|----------------|-----|--------|-------|----------|-----------|
| 42.12.4 | | Rob McFadden | S | 150366 | 1 | Adelaide | 28 Mar 92 |
| 42.13.0 | | Michael McCagh | W | 160486 | 1 | Sydney | 18 Sep 05 |
| 42.27.81 | | Liam Murphy | S | 050679 | 3 | Hobart | 9 Mar 02 |
| 42.29.7 | | Doug Connolly | N | 301082 | 1 | Sydney | 26 Oct 01 |
| 42.31.05 | | Duane Cousins | V | 130773 | 4 | Canberra | 8 Feb 02 |
| 42.37.43 | | Chris Erickson | V | 011281 | 2 | Hobart | 6 Jan 06 |
| 42.45.5 | | Greg Robertson | T | 231269 | 1 | Hobart | 9 Feb 91 |

20km Walk

| | | | | | | | |
|-----------|--|-------------------------|---|--------|----|-------------------|-----------|
| 1:17.33.0 | | Nathan Deakes | V | 170877 | 1 | Cixi City, China | 23 Apr 05 |
| 1:19.19.0 | | Luke Adams | N | 221076 | 13 | Cixi City, China | 23 Apr 05 |
| 1:19.22.0 | | Dave Smith | V | 240755 | 1 | Hobart | 19 Jul 87 |
| 1:19.33.0 | | Nick A'Hern | N | 060169 | 1 | Melbourne | 15 Dec 90 |
| 1:20.43.0 | | Andrew Jachno | V | 130462 | 1 | Brisbane | 26 Aug 90 |
| 1:20.49.0 | | Dion Russell | V | 080875 | 1 | Melbourne | 19 Mar 99 |
| 1:21.19.0 | | Simon Baker | V | 060258 | 1 | Canberra | 27 Aug 88 |
| 1:21.36.0 | | Willi Sawall | V | 071141 | 1 | Melbourne | 4 Jul 82 |
| 1:22.31.0 | | Jared Tallent | V | 171074 | 20 | Yangzhou, China | 22 Apr 06 |
| 1:22.41.0 | | Adam Rutter | N | 241286 | 22 | Yangzhou, China | 22 Apr 06 |
| 1:24.11.0 | | Liam Murphy | S | 050679 | 1 | Adelaide | 26 Jul 03 |
| 1:24.20.0 | | Duane Cousins | V | 130773 | 5 | Melbourne | 19 Mar 99 |
| 1:24.34.0 | | Brent Vallance | N | 300472 | 15 | Naumburg, Germany | 23 May 98 |
| 1:24.54.0 | | Paul Copeland | V | 250467 | 1 | Melbourne | 10 Nov 91 |
| 1:24.56.0 | | Darren Bown | S | 300674 | 4 | Sydney | 6 Mar 05 |
| 1:25.02.0 | | Troy Sundstrom | N | 300581 | 7 | Melbourne | 19 Mar 99 |
| 1:25.31.0 | | Steve Beecroft | V | 140371 | 2 | Canberra | 28 Jan 94 |
| 1:25.34.0 | | Mike Harvey | V | 051262 | 3 | Melbourne | 25 Aug 90 |
| 1:26.33.0 | | Mark Donahoo | V | 270558 | 1 | Melbourne | 22 May 94 |
| 1:26.35.0 | | Chris Erickson | V | 011281 | 6 | Ilsan, Korea | 17 Sep 06 |
| 1:27.12.0 | | Tim Erickson | V | 231150 | 1 | Melbourne | 14 Dec 80 |
| 1:27.19.0 | | Dominic McGrath | V | 040672 | 10 | Melbourne | 19 Mar 99 |
| 1:27.20.0 | | Daniel (Thorne) Walters | V | 191279 | 1 | Melbourne | 16 Dec 01 |
| 1:27.29.0 | | Bill Dyer | V | 260361 | - | Melbourne | 22 Jun 85 |
| 1:27.42.0 | | Brad Malcolm | V | 070878 | 1 | Melbourne | 19 Jul 98 |
| 1:28.18.0 | | Mike Woods | N | 111062 | 30 | Bergen, Norway | 24 Sep 83 |
| 1:28.25.0 | | Rob McFadden | S | 150366 | 5 | Canberra | 27 Aug 88 |
| 1:28.29.0 | | Steve Hausfeld | N | 070452 | 6 | Richmond | 9 Apr 88 |
| 1:28.29.0 | | Shane Pearson | Q | 050674 | 8 | Melbourne | 27 Feb 97 |
| 1:28.37.0 | | Michael McCagh | W | 160486 | 1 | Melbourne | 23 Oct 05 |
| 1:29.04.0 | | Craig Jeffery | V | 120568 | 3 | Melbourne | 4 Aug 91 |
| 1:29.08.0 | | Marcus Dwyer | V | 260377 | 3 | Melbourne | 19 Jul 98 |
| 1:29.12.0 | | Noel Freeman | V | 251238 | 1 | Melbourne | 6 Apr 68 |

| PERFORM | WIND | NAME | ASS | DOB | PLACE | VENUE | DATE |
|--------------|------|-------------------|-----|--------|-------|-----------|-----------|
| 1:29.13.0 | | Ian Waters | V | 010467 | - | Melbourne | 19 Dec 93 |
| 1:29.22.0 | | Rohan Best | T | 240273 | 1 | Hobart | 4 Aug 90 |
| 1:29.23.0 | | Craig Brill | V | 101167 | 2 | Melbourne | 4 Aug 91 |
| 1:29.40.0 | | Travis Harbour | V | 121275 | 10 | Melbourne | 27 Feb 97 |
| 1:29.48.0 | | Martin Richardson | V | '63 | 3 | Melbourne | 5 Feb 84 |
| 1:29.51.0 | | Mark Blackwood | V | 251177 | 2 | Melbourne | 1 Sep 96 |
| 1:30.04.0 | | Jon Gawley | N | 090580 | 1 | Geelong | 1 Aug 98 |
| 1:30.07.0 | | Ricky Cooke | T | 090869 | 4 | Adelaide | 4 Mar 92 |
| 1:30.22.0 | | Greg Robertson | T | 231269 | 5 | Melbourne | 25 Aug 91 |
| 1:30.28.0 | | Ross Haywood | V | 180247 | 2 | Melbourne | 5 Feb 78 |
| 1:30.36.0 | | Mark Thomas | V | 231262 | 3 | Melbourne | 22 May 94 |
| 1:30.51.0 | | Paul Woodhouse | N | 290462 | 9 | Richmond | 9 Apr 88 |
| track | | | | | | | |
| 1.30.22.0 | | Don Keane | V | 121130 | 1 | Melbourne | 22 Sep 56 |

30km Walk

| | | | | | | | |
|-----------|--|-----------------|---|--------|---|------------|-----------|
| 2:05.06.0 | | Nathan Deakes | V | 170877 | 1 | Hobart | 27 Aug 06 |
| 2:05.59.0 | | Dave Smith | V | 240755 | 1 | Canberra | 10 May 86 |
| 2:06.39.0 | | Simon Baker | V | 060258 | 1 | Melbourne | 7 May 89 |
| 2:07.53.0 | | Nick A'Hern | N | 060169 | 1 | Victoria | 25 Aug 94 |
| 2:08.01.0 | | Willi Sawall | V | 071141 | 1 | Melbourne | 16 May 82 |
| 2:09.09.0 | | Andrew Jachno | V | 130462 | 2 | Auckland | 2 Feb 90 |
| 2:09.35.0 | | Duane Cousins | V | 130773 | 1 | Melbourne | 16 Aug 98 |
| 2:10.02.0 | | Dion Russell | V | 080875 | 1 | Melbourne | 6 Aug 00 |
| 2:12.23.0 | | Jared Tallent | V | 171074 | - | Canberra | 12 Jun 05 |
| 2:13.34.0 | | Dominic McGrath | V | 040672 | 2 | Melbourne | 16 Aug 98 |
| 2:13.47.0 | | Darren Bown | S | 300674 | 1 | Melbourne | 4 Aug 02 |
| 2:14.54.0 | | Paul Copeland | V | 250467 | 3 | Melbourne | 29 Oct 89 |
| 2:15.00.0 | | Chris Erickson | V | 011281 | 3 | Hobart | 27 Aug 06 |
| 2:15.40.0 | | Craig Brill | V | 101167 | 2 | Melbourne | 21 Apr 91 |
| 2:15.47.0 | | Tim Erickson | V | 231150 | 2 | Melbourne | 18 May 80 |
| 2:15.52.0 | | Mark Donahoo | V | 270558 | 3 | Gold Coast | 24 Apr 94 |
| 2:16.07.0 | | Liam Murphy | S | 050679 | 2 | Melbourne | 6 Aug 00 |
| 2:16.36.0 | | Dariusz Wojcic | V | 240959 | 3 | Melbourne | 21 Apr 91 |
| 2:17.17.0 | | Troy Sundstrom | N | 300581 | 1 | Hobart | 3 Sep 01 |
| 2:17.33.0 | | Luke Adams | N | 221076 | - | Melbourne | 5 May 02 |
| 2:17.42.0 | | Noel Freeman | V | 251238 | 1 | Melbourne | 13 Jun 70 |
| 2:17.45.0 | | Brent Vallance | N | 300472 | 3 | Canberra | 7 Jun 98 |
| 2:17.51.0 | | Mike Harvey | V | 051262 | 1 | Melbourne | 2 Aug 87 |
| 2:18.55.0 | | Bill Dyer | V | 260361 | 2 | Melbourne | 25 Aug 85 |

AUSTRALIAN ALL-TIME LIST (CONTINUED)

| PERFORM | WIND | NAME | ASS | DOB | PLACE | VENUE | DATE |
|------------------|------|-----------------|-----|--------|-------|---------------------|-----------|
| 50km Walk | | | | | | | |
| 3:35.47.0 | | Nathan Deakes | V | 170877 | 1 | Geelong | 2 Dec 06 |
| 3:43.13.0 | | Simon Baker | V | 060258 | 1 | L'Hospitalet, Spain | 28 Aug 89 |
| 3:46.34.0 | | Willi Sawall | V | 071141 | 1 | Adelaide | 6 Apr 80 |
| 3:47.34.0 | | Dion Russell | V | 080575 | 1 | Melbourne | 13 Dec 99 |
| 3:53.19.0 | | Duane Cousins | V | 130773 | 2 | Geelong | 2 Dec 06 |
| 3:53.23.0 | | Andrew Jachno | V | 100357 | 19 | Seoul, Korea | 30 Sep 88 |
| 3:54.37.0 | | Liam Murphy | S | 050679 | 1 | Melbourne | 13 May 01 |
| 3:55.05.0 | | Darren Bown | S | 300674 | 2 | Melbourne | 13 May 01 |
| 3:55.08.0 | | Jared Tallent | V | 171084 | 3 | Geelong | 2 Dec 06 |
| 3:57.20.0 | | Mike Harvey | V | 051262 | 1 | Hawkesbury | 10 Jul 93 |
| 3:57.51.0 | | Dominic McGrath | V | 040672 | 2 | Leamington Spa, GBR | 23 Apr 00 |
| 3:58.22.0 | | Chris Erickson | V | 011281 | 3 | Melbourne | 24 Mar 06 |
| 3:58.30.0 | | Dariusz Wojcic | V | 240959 | 1 | Melbourne | 26 Jan 92 |
| 4:00.21.0 | | Craig Brill | V | 101167 | 2 | Melbourne | 26 Jan 92 |
| 4:03.17.0 | | Tim Erickson | V | 231150 | 25 | Eschborn, Germany | 30 Sep 79 |
| 4:03.42.0 | | Chris Erickson | V | 011281 | 3 | Melbourne | 1 May 05 |
| 4:04.03.0 | | Luke Adams | N | 221076 | 3 | Melbourne | 5 May 02 |
| 4:11.08.0 | | Bill Dyer | V | 260361 | 1 | Adelaide | 15 Jul 84 |
| 4:11.10.0 | | Mark Donahoo | V | 270558 | 2 | Melbourne | 8 May 88 |
| 4:11.38.0 | | Steve Hausfeld | N | 070452 | 1 | Canberra | 28 Jun 86 |
| 4:12.29.0 | | Shane Pearson | Q | 050674 | 4 | Melbourne | 14 Dec 97 |
| 4:13.55.0 | | John Sheard | V | 090548 | 36 | Eschborn, Germany | 30 Sep 79 |
| 4:14.20.0 | | Paul Copeland | V | 250467 | 1 | Melbourne | 12 Sep 93 |
| 4:16.34.0 | | Ian Fay | S | 020160 | 3 | Melbourne | 7 Jul 85 |
| 4:16.43.0 | | Kevin Lowden | V | 220568 | 3 | Melbourne | 27 Jan 91 |
| 4:16.53.0 | | Frank Bertei | V | 190366 | 13 | Tijuana, Mexico | 21 Mar 04 |
| 4:17.44.0 | | Keith Knox | N | 150950 | 1 | Sydney | 18 Aug 84 |
| 4:17.47.0 | | Ricky Cooke | T | 090869 | 4 | Melbourne | 27 Jan 91 |
| 4:18.26.0 | | Troy Sundstrom | N | 300581 | 2 | Melbourne | 23 Oct 05 |
| 4:20.00.0 | | Ted Allsopp | V | 150826 | 2 | Melbourne | 24 Sep 66 |
| 4:20.38.0 | | Peter Fullager | S | 190443 | 1 | Adelaide | 4 Sep 71 |
| 4:21.13.0 | | Brian Trower | V | 280259 | 5 | Melbourne | 27 Jan 91 |
| 4:22.38.0 | | Mark Thomas | V | 231262 | 68 | Beijing, China | 30 Apr 95 |
| 4:22.51.0 | | Frank Clark | N | 110443 | 1 | Sydney | 26 Aug 67 |
| 4:23.57.0 | | Ian Hodgkinson | W | 310348 | 1 | Perth | 11 Sep 72 |
| 4:24.20.0 | | Ron Crawford | N | 260336 | 11 | Tokyo, Japan | 18 Oct 64 |
| 4:24.35.0 | | Richard Everson | S | 070963 | 8 | Melbourne | 12 Dec 99 |
| track | | | | | | | |
| 4:14.17.0 | | Bob Gardiner | V | 220336 | 1 | Melbourne | 24 Aug 68 |

| PERFORM | WIND | NAME | ASS | DOB | PLACE | VENUE | DATE |
|------------------|------|------------------|-----|--------|-------|----------------------|-----------|
| High Jump | | | | | | | |
| 2.36 | | Tim Forsyth | V | 170873 | 1 | Melbourne | 2 Mar 97 |
| 2.31 | | David Anderson | W | 081265 | 2 | Adelaide | 8 Mar 92 |
| 2.31 | | Lochsley Thomson | N | 200873 | 3 | Adelaide | 8 Mar 92 |
| 2.30 | | Jagan Hames | S | 311075 | 2 | Sydney | 13 Mar 94 |
| 2.29 | | Ian Garrett | N | 120570 | 1 | Whitehaven, GBR | 6 Jul 91 |
| 2.28 | | John Atkinson | Q | 291063 | 1 | Melbourne | 31 Mar 84 |
| 2.28 | | Chris Anderson | W | 060468 | 1 | Perth | 17 Dec 94 |
| 2.26 | | Marc Howard | V | 051166 | 2 | Perth | 26 Mar 88 |
| 2.25 | | David Hay | V | 230370 | 4 | Adelaide | 8 Mar 92 |
| 2.25 | | Nick Moroney | N | 030872 | 2 | Hobart | 30 Jan 00 |
| 2.25 | | Jarrad Pozzi | W | 290775 | 1 | Brisbane | 29 Jul 00 |
| 2.24 | | Dan O'Connell | Q | 140983 | 1 | Brisbane | 27 Jun 04 |
| 2.23 | | Luke Russell | N | 270679 | 1 | Canberra | 12 Dec 98 |
| 2.22 | | Phil Henderson | V | 150167 | 1 | Swansea, GBR | 28 Jun 86 |
| 2.22 | | Ron Garlett | S | 181279 | 4 | Perth | 5 Feb 00 |
| 2.22 | | Joshua Lodge | N | 140981 | 2 | Brisbane | 13 Apr 02 |
| 2.21 | | Peter Boyce | V | 140546 | 1 | Fresno, USA | 30 Mar 68 |
| 2.21 | | Gordon Windeyer | N | 200254 | 1 | Brisbane | 3 Jun 78 |
| 2.21 | | James Watson | N | 230185 | 2 | Debrecen, Hungary | 14 Jul 01 |
| 2.21 | | Kane Brigg | Q | 140188 | 1 | Brisbane | 22 Jan 06 |
| 2.20 | | Tony Sneazwell | V | 041042 | 1 | Tokyo, Japan | 14 Oct 63 |
| 2.20 | | John Knight | V | 130358 | 2 | Brisbane | 3 Feb 85 |
| 2.20 | | Mike Allen | W | 131066 | 1 | Perth | 2 Mar 85 |
| 2.20 | | Joe Ellul | Q | 290871 | 1 | Adelaide | 19 Dec 89 |
| 2.20 | | Andrew Davis | S | 230171 | 2 | Melbourne | 1 Apr 90 |
| 2.20 | | Clayton Pugh | Q | 260675 | 1 | Melbourne | 14 Dec 91 |
| 2.20 | | Michael Hawkey | V | 061166 | 3 | Sydney | 25 Jan 92 |
| 2.20 | | Daniel Wiseman | S | 030773 | 1 | Adelaide | 19 Nov 94 |
| 2.20 | | David Frazer | V | 030274 | 1 | Melbourne | 12 Jan 95 |
| 2.20 | | Luke Temme | S | 280577 | 1 | Adelaide | 2 Dec 95 |
| 2.19 | | Lawrie Peckham | V | 041244 | =1 | Melbourne | 23 Oct 65 |
| 2.19 | | Scott Ferrier | V | 120674 | dec | Alor Setar, Malaysia | 11 Sep 94 |
| 2.19 | | Dane Richter | W | 060181 | 1 | Perth | 27 Mar 02 |
| 2.185 | | Larry Sayers | N | 280657 | 1 | Tallahassee, USA | 22 Mar 80 |
| 2.18 | | David Hoyle | V | 231263 | 1 | Adelaide | 21 Mar 81 |
| 2.18 | | Damian Mednis | Q | 221166 | 1 | Brisbane | 8 Nov 86 |
| 2.18 | | Shannon Craddock | N | 131180 | 3 | Adelaide | 8 Mar 00 |
| 2.18 | | Daniel Lawton | N | 090285 | dec | Canberra | 15 Jan 05 |
| 2.18 | | Mark Taylor | N | 290580 | 1 | Loughborough, GBR | 22 May 05 |
| 2.18 | | Liam Zamel-Paez | Q | 040888 | 1 | Adelaide | 1 Apr 06 |

AUSTRALIAN ALL-TIME LIST (CONTINUED)

| PERFORM | WIND | NAME | ASS | DOB | PLACE | VENUE | DATE |
|-------------------|------|---------------------|-----|--------|-------|------------------------|-----------|
| indoors | | | | | | | |
| 2.18 | | Mark Taylor | N | 290580 | 2 | Birmingham, GBR | 30 Jan 05 |
| Pole Vault | | | | | | | |
| 6.05 | | Dmitri Markov | W | 140375 | 1 | Edmonton, Canada | 9 Aug 01 |
| 6.00 | | Paul Burgess | W | 140879 | 1 | Perth | 26 Feb 05 |
| 5.96 | | Steve Hooker | V | 160782 | 1 | Berlin, Germany | 3 Sep 06 |
| 5.90 | | Viktor Chistiakov | S | 090275 | 1 | Salamanca, Spain | 15 Jul 99 |
| 5.75 | | Simon Arkell | S | 010766 | 1 | Melbourne | 17 Dec 95 |
| 5.75 | | James Miller | W | 040674 | 1 | Melbourne | 29 Feb 96 |
| 5.53 | | Don Baird | V | 290551 | 1 | Long Beach, USA | 16 Apr 77 |
| 5.51 | | Adam Steinhardt | S | 051269 | 1 | Adelaide | 14 Feb 96 |
| 5.45 | | Matt Filsell | S | 090577 | 1 | Adelaide | 20 Mar 98 |
| 5.45 | | Luke Vedelago | Q | 130680 | 4 | Perth | 22 Jan 05 |
| 5.40 | | Tim Foster | S | 190567 | 1 | Melbourne | 9 Mar 89 |
| 5.40 | | Greg Halliday | S | 040972 | 1 | Adelaide | 27 Feb 93 |
| 5.40 | | Brett Styles | W | 080372 | 2 | Perth | 4 Feb 96 |
| 5.40 | | Robert Hill | V | 111169 | 1 | Melbourne | 3 Apr 96 |
| 5.40 | | Pat Jesser | S | 110681 | 2 | Sydney | 17 Aug 00 |
| 5.40 | | Alex Miroshnichenko | Q | 280978 | 4 | Sydney | 5 Feb 06 |
| 5.35 | | Neil Honey | V | 040463 | 1 | Melbourne | 21 Feb 87 |
| 5.30 | | Ray Boyd | V | 280651 | 1 | Melbourne | 15 Mar 76 |
| 5.30 | | Adrian Barei | S | 031072 | 3 | Adelaide | 11 Feb 94 |
| 5.25 | | Steve Wilson | S | 310168 | 2 | Melbourne | 20 Mar 86 |
| 5.25 | | Craig Schulstad | N | 290475 | 1 | Sydney | 7 Jan 95 |
| 5.25 | | David Cardone | S | 140576 | 1 | Adelaide | 13 Mar 99 |
| 5.25 | | Tim MacDermot | S | 250883 | 3 | Adelaide | 19 Feb 05 |
| 5.20 | | Mark Jeffery | W | 290470 | 2 | Perth | 9 Feb 92 |
| 5.20 | | Andrew Vearing | V | 201172 | 2 | Melbourne | 9 Feb 97 |
| 5.20 | | Steven Levitzke | W | 080678 | 3 | Perth | 25 Jan 97 |
| 5.20 | | David Jacobs | V | 020979 | 2 | Melbourne | 8 Mar 01 |
| 5.20 | | James Filshie | V | 110581 | 2 | Melbourne | 19 Mar 05 |
| 5.20 | | Joel Pocklington | V | 120486 | 2 | Ballarat | 25 Feb 06 |
| 5.19 | | Ed Johnson | V | 281046 | 1 | Melbourne | 4 Dec 71 |
| 5.15 | | Andrew Stewart | V | 230455 | 2 | Melbourne | 24 Feb 80 |
| 5.11 | | John Mattinson | S | 040765 | 1 | Adelaide | 17 Mar 90 |
| 5.10 | | Aaron Gray | S | 170373 | 1 | Adelaide | 20 Feb 93 |
| 5.10 | | Sam Christie | S | 290878 | 2 | Melbourne | 14 Mar 98 |
| 5.10 | | Scott Ferrier | V | 120674 | dec | Kuala Lumpur, Malaysia | 18 Sep 98 |
| 5.05 | | Greg Wainwright | S | 170661 | 1 | Adelaide | 21 Dec 85 |
| 5.05 | | Kym Simons | S | 050158 | 2 | Adelaide | 2 Mar 86 |

| PERFORM | WIND | NAME | ASS | DOB | PLACE | VENUE | DATE |
|------------------------|------|------------------|-----|--------|-------|------------------------|-----------|
| 5.05 | | David Pfeiffer | V | 100370 | 1 | Melbourne | 28 Nov 92 |
| 5.05 | | Matt Boyd | Q | 290488 | 1 | Sydney | 10 Dec 05 |
| 5.05 | | Matei Tzvetanov | W | 030289 | 2 | Perth | 18 Mar 06 |
| 5.00 | | Rob Chisholm | V | 251057 | 1 | Melbourne | 12 Nov 83 |
| 5.00 | | Peter Winter | V | 170171 | 3 | Melbourne | 20 Feb 94 |
| 5.00 | | Trevor Dean | W | 131278 | 4 | Perth | 18 Feb 96 |
| 5.00 | | Jagan Hames | S | 011075 | dec | Kuala Lumpur, Malaysia | 18 Sep 98 |
| 5.00 | | Chris Lovell | S | 090581 | 3 | Adelaide | 27 Nov 99 |
| 5.00 | | Tom Lovell | S | 090581 | 1 | Adelaide | 16 Sep 00 |
| 5.00 | | Tim Steven | V | 250979 | 1 | Geelong | 24 Nov 01 |
| 5.00 | | Jason Dudley | Q | 101184 | 1 | Brisbane | 9 Sep 05 |
| 5.00 | | Aidan Dziubinski | Q | 200879 | 7 | Sydney | 5 Feb 06 |
| portable runway | | | | | | | |
| 5.80 | | Simon Arkell | S | 010766 | 1 | Adelaide | 26 Jan 96 |

Long Jump

| | | | | | | | |
|------|------|------------------|---|--------|-----|--------------------|-----------|
| 8.49 | +0.6 | Jai Taurima | Q | 260672 | 2 | Sydney | 28 Sep 00 |
| 8.30 | +1.1 | Peter Burge | N | 030774 | 1 | Melbourne | 2 Mar 00 |
| 8.27 | +1.2 | Gary Honey | V | 260759 | 1 | Budapest, Hungary | 20 Aug 84 |
| 8.24 | +1.9 | Shane Hair | W | 241075 | 5 | Seville, Spain | 28 Aug 99 |
| 8.19 | +0.5 | Fabrice Lapierre | N | 171083 | 1 | Nuoro, Italy | 12 Jul 06 |
| 8.18 | +1.7 | Tim Parravicini | Q | 250481 | 1 | Canberra | 5 Feb 05 |
| 8.13 | +1.5 | David Culbert | V | 170367 | 2 | Melbourne | 6 Mar 88 |
| 8.08 | | Chris Commons | V | 091250 | 1 | Sydney | 14 Jan 78 |
| 8.08 | +1.6 | John Thornell | N | 220485 | 1 | Canberra | 26 Jan 06 |
| 8.07 | | Allen Crowley | V | 150541 | 2 | Los Angeles, USA | 9 Jul 67 |
| 8.04 | | Phil May | W | 200945 | 1 | Perth | 8 Dec 70 |
| 8.00 | +0.3 | Robbie Crowther | Q | 020887 | 1 | Beijing, China | 16 Aug 06 |
| 7.95 | | Ross Blackman | Q | 070451 | 1 | Eugene, USA | 4 May 74 |
| 7.95 | +0.8 | Chris Noffke | Q | 060188 | - | Marrakech, Morocco | 15 Jul 05 |
| 7.93 | +0.9 | Leigh Stuart | V | 020171 | 3 | Brisbane | 24 Mar 01 |
| 7.92 | | Michael Morgan | V | 300766 | 1 | Brisbane | 8 Nov 86 |
| 7.91 | | Murray Tolbert | N | 070446 | 1 | Sydney | 4 Mar 72 |
| 7.91 | | Ken Lorroway | A | 060256 | 1 | Canberra | 30 Jan 82 |
| 7.89 | +1.7 | Scott Crowe | A | 071083 | 4 | Canberra | 26 Jan 06 |
| 7.88 | +1.8 | Andrew Murphy | V | 181269 | 1 | Melbourne | 24 Mar 91 |
| 7.87 | +0.0 | Robert Crowther | Q | 020887 | 1 | Canberra | 19 Nov 05 |
| 7.86 | +1.4 | Andrew Curtis | Q | 231279 | 4 | Brisbane | 24 Mar 01 |
| 7.84 | | Bruce Field | V | 220147 | dec | Melbourne | 30 Jan 72 |
| 7.83 | +1.3 | Jagan Hames | S | 011075 | 3 | Melbourne | 1 Mar 97 |
| 7.80 | -2.6 | Ryan Moore | W | 181074 | - | Perth | 4 Dec 93 |
| 7.79 | +1.3 | Craig Furber | V | 141272 | 1 | Sydney | 4 Mar 95 |

AUSTRALIAN ALL-TIME LIST (CONTINUED)

| PERFORM | WIND | NAME | ASS | DOB | PLACE | VENUE | DATE |
|---------|------|-----------------|-----|--------|-------|-----------------|-----------|
| 7.79 | +1.4 | Peter Parsons | N | 111280 | - | Canberra | 26 Jan 06 |
| 7.76 | | Ian Campbell | V | 180457 | 2 | Melbourne | 13 Nov 79 |
| 7.76 | | Steve Knott | T | 090959 | 1 | Hobart | 16 Jan 82 |
| 7.76 | +1.9 | Clint Harvey | Q | 230668 | 1 | Brisbane | 12 Feb 89 |
| 7.76 | +1.5 | Graham Richards | W | 090572 | - | Melbourne | 1 Mar 97 |
| 7.73 | | Graham Taylor | Q | 050146 | 1 | Canberra | 25 May 71 |
| 7.73 | | Stacey Taurima | Q | 271073 | 1 | Brisbane | 3 Mar 01 |
| 7.72 | | Peter Buttery | Q | 160147 | 1 | Sydney | 15 Jan 71 |
| 7.72 | +1.0 | Joel Noffke | Q | 070884 | - | Sydney | 5 Feb 06 |
| 7.71 | | Ian Tomlinson | W | 270236 | 1 | Sydney | 1 Feb 64 |
| 7.70 | | Peter Halson | V | 230256 | 1 | Melbourne | 1 Dec 73 |
| 7.70 | +1.1 | Robert Stevens | V | 261082 | 4 | Canberra | 5 Feb 05 |
| 7.69 | -0.1 | Dean Smith | Q | 011167 | dec | Adelaide | 9 Mar 92 |
| 7.68 | | Peter Hadfield | N | 210155 | dec | Sydney | 17 Dec 77 |
| 7.68 | | Brett Vanderwyk | V | 050368 | 1 | Melbourne | 11 Jan 90 |
| 7.68 | +1.2 | Chris Lawson | V | 261070 | 1 | Melbourne | 18 Jan 96 |
| 7.68 | -0.3 | Scott Ferrier | V | 120674 | dec | Gotzis, Austria | 29 May 99 |
| 7.67 | | Glenn Carroll | N | 150667 | 1 | Missoula, USA | 18 May 90 |
| 7.66 | | Lawrie Walkley | N | 130547 | 1 | Sydney | 22 Feb 69 |
| 7.66 | | Peter Reece | S | 240844 | 2 | Brisbane | 13 Mar 71 |
| 7.66 | | Don Commons | V | 050552 | 2 | Sydney | 14 Jan 78 |
| 7.66 | +0.3 | Alwyn Jones | S | 280285 | 3 | Sydney | 8 Apr 05 |
| 7.66 | +1.7 | Phil Rickaby | N | 201083 | 3 | Knoxville, USA | 27 May 06 |
| 7.65 | | Hector Hogan | Q | 110731 | 1 | Brisbane | 14 Nov 53 |
| 7.65 | +0.8 | Mark Dalton | W | 260775 | 6 | Melbourne | 14 Mar 98 |

indoors

| | | | | | | | |
|------|--|------------------|---|--------|---|------------------|-----------|
| 8.11 | | Glenn Carroll | N | 150667 | 1 | Flagstaff, USA | 2 Mar 90 |
| 7.97 | | Fabrice Lapierre | N | 171083 | 1 | Albuquerque, USA | 21 Jan 06 |

Triple Jump

| | | | | | | | |
|--------|------|------------------|---|--------|---|---------------------|-----------|
| 17.46 | +1.7 | Ken Lorraway | A | 060256 | 1 | London, GBR | 7 Aug 82 |
| 17.32 | +1.7 | Andrew Murphy | N | 181269 | 4 | Seville, Spain | 25 Aug 99 |
| 17.09 | +0.5 | Ian Campbell | V | 180457 | 2 | Melbourne | 17 Jan 80 |
| 17.02A | +2.0 | Phil May | W | 200945 | 6 | Mexico City, Mexico | 17 Oct 68 |
| 16.92 | +1.0 | Paul Simonsen | N | 011167 | 2 | Adelaide | 26 Nov 89 |
| 16.79 | +0.6 | Alwyn Jones | S | 280285 | 1 | Canberra | 26 Jan 06 |
| 16.67 | +1.1 | Jacob McReynolds | N | 081278 | 1 | Adelaide | 19 Feb 05 |
| 16.67 | +1.2 | Michael Perry | N | 300977 | 1 | Brisbane | 26 Nov 05 |
| 16.65 | +1.5 | Matt Sweeney | V | 270566 | 1 | Brisbane | 19 Mar 89 |
| 16.58 | +1.2 | Peter Beames | V | 130963 | 1 | Brisbane | 13 Mar 88 |
| 16.56 | | Mick McGrath | V | 281147 | 1 | Sydney | 27 Jan 75 |
| 16.55 | | Don Commons | V | 050552 | 1 | Canberra | 30 Oct 77 |

| PERFORM | WIND | NAME | ASS | DOB | PLACE | VENUE | DATE |
|---------|------|-----------------|-----|--------|-------|------------------|-----------|
| 16.36 | | John Baguley | W | 300640 | - | Perth | 24 Feb 62 |
| 16.28 | | Ian Tomlinson | W | 270236 | - | Perth | 24 Feb 62 |
| 16.25 | +1.1 | Gavin Manoharan | Q | 040980 | 1 | Brisbane | 29 Jan 05 |
| 16.23 | | Graham Boase | S | 121041 | 1 | Adelaide | 22 Apr 64 |
| 16.22 | | Phil Wood | V | 291253 | 1 | Edmonton, Canada | 2 Aug 78 |
| 16.22 | +1.5 | Josh Ferguson | Q | 180280 | 1 | Sydney | 15 Feb 03 |
| 16.21 | +0.1 | Tim Barnes | N | 180168 | 1 | Sydney | 18 Aug 00 |
| 16.19 | +0.2 | Peter Burge | Q | 030774 | 5 | Seoul, Sth Korea | 19 Sep 92 |
| 16.18 | +0.5 | John Mackenzie | W | 230865 | 1 | Perth | 20 Jan 96 |
| 16.16 | -0.5 | Gary Honey | V | 260759 | 4 | Edinburgh, GBR | 2 Aug 86 |
| 16.16 | -1.5 | Tony Brideson | S | 190771 | 1 | Adelaide | 16 Dec 95 |
| 16.12 | -0.4 | Marat Safiulin | S | 030475 | 1 | Adelaide | 12 Nov 05 |
| 16.04 | +1.8 | Ian van Roden | Q | 020566 | - | Brisbane | 5 Nov 88 |
| 16.00 | | Lawrie Walkley | N | 130547 | 1 | Sydney | 25 Nov 72 |
| 15.96 | +0.6 | Jason Wight | W | 200775 | 8 | Lisbon, Portugal | 24 Jul 94 |
| 15.96 | -1.3 | Kajtech Kielich | N | 310880 | 2 | Sydney | 28 Feb 04 |
| 15.89 | | Ross Beames | V | 181273 | 1 | Melbourne | 14 Jan 93 |
| 15.86 | +0.9 | Alex Stewart | N | 200881 | 5 | Canberra | 26 Jan 06 |
| 15.84 | +0.4 | Stacey Taurima | Q | 271073 | 4 | Melbourne | 19 Mar 99 |
| 15.82 | | Robert Syme | S | 100464 | 1 | Adelaide | 28 Feb 87 |
| 15.78 | | Jack Metcalfe | N | 031212 | 1 | Sydney | 14 Dec 35 |
| 15.73 | +1.5 | Shaun Fletcher | Q | 090682 | 5 | Canberra | 5 Feb 05 |
| 15.72 | +1.1 | Leigh Stuart | V | 020171 | 1 | Melbourne | 11 Feb 95 |
| 15.70 | | Lloyd Miller | N | 260815 | 1 | Sydney | 11 Feb 39 |
| 15.69 | | Maurie Drew | V | 230642 | - | Melbourne | 4 Feb 67 |
| 15.69 | +0.0 | Ben Castle | W | 190382 | 5 | Brisbane | 13 Apr 02 |
| 15.66 | | David Commons | V | 100556 | 3 | Melbourne | 12 Feb 77 |
| 15.66 | | Paul Cleary | V | 260262 | 1 | Melbourne | 19 Dec 81 |
| 15.63 | | Basil Dickinson | N | 250415 | 2 | Sydney | 14 Dec 35 |
| 15.61 | | Brian Oliver | W | 260929 | 1 | Auckland, NZL | 9 Feb 50 |
| 15.60 | +1.4 | Llanley Crowder | N | 310666 | 2 | Sydney | 15 Feb 98 |

Shot Put

| | | | | | | | |
|-------|--|-----------------|---|--------|---|--------------------|-----------|
| 20.96 | | Justin Anlezark | Q | 140877 | 1 | Brisbane | 5 Apr 03 |
| 20.38 | | Scott Martin | V | 121082 | 5 | Stuttgart, Germany | 9 Sep 06 |
| 19.64 | | John Minns | V | 310567 | 1 | Canberra | 26 Jan 89 |
| 19.54 | | Rhys Jones | Q | 190381 | 2 | Melbourne | 12 Feb 04 |
| 19.42 | | Clay Cross | N | 261177 | 2 | Brisbane | 27 Jun 04 |
| 18.95 | | Aaron Neighbour | V | 021277 | 1 | Melbourne | 30 Jul 98 |
| 18.89 | | Stuart Gyngell | N | 251163 | 1 | Melbourne | 21 Mar 85 |
| 18.75 | | Chris Gaviglio | Q | 031077 | 1 | Brisbane | 20 Feb 04 |
| 18.55 | | Craig Watson | T | 271166 | 1 | Sydney | 25 Jan 92 |

AUSTRALIAN ALL-TIME LIST (CONTINUED)

| PERFORM | WIND | NAME | ASS | DOB | PLACE | VENUE | DATE |
|---------|------|-----------------|-----|--------|-------|-----------------|-----------|
| 18.54 | | Joe Quigley | V | 051261 | 2 | Melbourne | 5 Mar 88 |
| 18.52 | | Phil Nettle | S | 240554 | 1 | Sydney | 12 Feb 84 |
| 18.40 | | Matt Barber | W | 260256 | 1 | Perth | 4 Oct 81 |
| 18.39 | | John McNamara | Q | 080461 | 1 | Brisbane | 1 Feb 86 |
| 18.32 | | Werner Reiterer | V | 270168 | 2 | Melbourne | 23 Nov 89 |
| 18.28 | | Jakob Vujcic | N | 080873 | 1 | Sydney | 12 Aug 00 |
| 18.14 | | Ray Rigby | V | 110649 | 1 | Melbourne | 4 Mar 83 |
| 18.06 | | John Gorddard | W | 210971 | qual | Fukuoka, Japan | 30 Aug 95 |
| 17.71 | | Greg Sedgwick | Q | 110162 | 1 | Brisbane | 11 Jan 86 |
| 17.66 | | Jason Impey | N | 260271 | 2 | Sydney | 12 Mar 94 |
| 17.56 | | Cole Larsen | S | 080461 | 1 | Adelaide | 20 Nov 93 |
| 17.54 | | Wayne Barber | W | 140860 | 1 | Perth | 2 Mar 85 |
| 17.52 | | Peter Phillips | Q | 260342 | 1 | Brisbane | 23 Sep 73 |
| 17.39 | | Mike Barry | Q | 051153 | 1 | Melbourne | 31 Mar 74 |
| 17.36 | | Peter Miskov | V | 070338 | 1 | Charleston, USA | 23 May 64 |
| 17.35 | | Warwick Selvey | N | 031239 | 1 | Melbourne | 22 Apr 62 |
| 17.34 | | Paul Nandapi | V | 211261 | 2 | Melbourne | 31 Jan 85 |
| 17.25 | | Bill Meywes | N | 170860 | 1 | Sydney | 2 Feb 83 |
| 17.23 | | Ben Laidler | W | 150668 | 1 | Swansea, GBR | 28 Jun 86 |
| 17.18 | | Alex Brown | W | 091151 | 2 | Perth | 26 Mar 72 |
| 17.01 | | John Meszaros | V | 280683 | 1 | Melbourne | 16 Nov 02 |
| 16.93 | | John Hancy | W | 240660 | 2 | Adelaide | 7 Mar 92 |
| 16.90 | | Vlad Slavnic | V | 100958 | 1 | Melbourne | 15 Nov 86 |

Discus Throw

| | | | | | | | |
|-------|--|-----------------|---|--------|---|--------------|-----------|
| 65.62 | | Werner Reiterer | V | 270168 | 1 | Melbourne | 15 Dec 87 |
| 65.06 | | Wayne Martin | N | 260255 | 1 | Newcastle | 3 Jan 79 |
| 64.10 | | Vlad Slavnic | V | 100958 | 1 | Melbourne | 20 Jan 88 |
| 64.00 | | Scott Martin | V | 121082 | 1 | Melbourne | 14 Jan 06 |
| 63.65 | | Benn Harradine | Q | 141082 | 3 | Salinas, USA | 18 May 05 |
| 62.66 | | Paul Nandapi | V | 211261 | 1 | Canberra | 12 Dec 87 |
| 61.77 | | Graham Hicks | T | 141278 | 1 | Salinas, USA | 18 May 05 |
| 60.45 | | Peter Elvy | N | 030680 | 1 | Sydney | 12 Aug 00 |
| 59.48 | | Aaron Neighbour | V | 021277 | 1 | Melbourne | 14 Jan 06 |
| 59.30 | | John Hancy | W | 240660 | 1 | Perth | 13 Feb 91 |
| 59.30 | | Tim Driesen | V | 270384 | 1 | Brisbane | 29 Sep 05 |
| 58.90 | | Warwick Selvey | N | 031239 | 1 | Adelaide | 26 Feb 67 |
| 58.42 | | Ben Laidler | W | 150668 | 3 | Perth | 24 Jan 87 |
| 57.72 | | Gerard Duffy | Q | 021268 | 1 | Brisbane | 14 Jan 95 |
| 57.68 | | Phil Nettle | S | 240554 | 1 | Sydney | 23 Mar 80 |
| 56.96 | | Dick Priman | Q | 191152 | 1 | Brisbane | 4 Jun 78 |
| 56.45 | | Chris Gaviglio | Q | 031077 | 2 | Brisbane | 21 Jul 00 |

| PERFORM | WIND | NAME | ASS | DOB | PLACE | VENUE | DATE |
|---------|------|-------------------|-----|--------|-------|------------|-----------|
| 56.12 | | Joe Quigley | V | 051261 | 3 | Melbourne | 11 Nov 89 |
| 55.96 | | Bill Apostolidis | N | 010163 | 1 | Sydney | 27 Jan 85 |
| 55.76 | | Matt Brown | V | 101180 | 1 | Melbourne | 20 Nov 04 |
| 55.74 | | Raff Laurins | V | 220585 | 1 | Adelaide | 31 Mar 06 |
| 55.19 | | Luke Poli | S | 010977 | 1 | Adelaide | 4 Feb 06 |
| 55.07 | | Jakob Vujcic | N | 080873 | 1 | Sydney | 19 Jun 99 |
| 54.99 | | Len Vlahov | W | 290640 | 1 | Perth | 12 Dec 70 |
| 54.86 | | Justin Anlezark | Q | 140877 | 2 | Gold Coast | 17 Jan 03 |
| 54.82 | | Ronnie Buckley | V | 150686 | 5 | Perth | 22 Jan 05 |
| 54.78 | | Scott Young | V | 190372 | 1 | Geelong | 7 Mar 98 |
| 54.22 | | Merv Kemp | S | 130642 | 1 | Adelaide | 5 Mar 77 |
| 54.20 | | Yohan Amerasekera | V | 290972 | 1 | Geelong | 9 Jan 99 |
| 54.14 | | Peter Lonsdale | Q | 290665 | 1 | Brisbane | 10 Feb 91 |
| 54.10 | | Randal Humich | W | 141270 | 2 | Perth | 16 Feb 91 |
| 53.92 | | Stephen Dwright | N | 161171 | 1 | Sydney | 12 Mar 92 |
| 53.66 | | Ian Boller | Q | 090765 | 1 | Ingham | 9 Sep 89 |
| 53.60 | | Ben Jaaniste | N | 021173 | 1 | Sydney | 8 Feb 97 |
| 53.56 | | James Highland | W | 020665 | 2 | Perth | 11 Jan 86 |
| 53.32 | | John Minns | V | 310567 | 1 | Geelong | 5 Dec 87 |
| 53.10 | | Stuart Gyngell | N | 251163 | 4 | Melbourne | 2 Mar 85 |
| 53.08 | | Rudy Villani | V | 120152 | 1 | Melbourne | 15 Oct 77 |
| 53.04 | | Mark Henderson | Q | 170463 | 1 | Brisbane | 27 Feb 88 |
| 53.04 | | Richard Fejer | V | 210361 | 1 | Melbourne | 28 Nov 92 |
| 52.96 | | Martin Duriska | V | 171080 | 4 | Geelong | 19 Feb 05 |
| 52.42 | | Sean Carlin | S | 291167 | 6 | Sydney | 13 Mar 94 |
| 52.18 | | Guy Adamson | T | 270963 | 1 | Hobart | 4 Jan 90 |

Hammer Throw

| | | | | | | | |
|-------|--|-----------------------|---|--------|---|-------------------|-----------|
| 79.29 | | Stuart Rendell | A | 300672 | 1 | Varazdin, Croatia | 06 Jul 02 |
| 77.58 | | Sean Carlin | S | 291167 | 1 | Adelaide | 11 Feb 94 |
| 75.90 | | Peter Farmer | N | 250652 | 1 | Vanves, France | 14 Aug 79 |
| 74.58 | | Joe Quigley | V | 051261 | 1 | Melbourne | 10 Mar 87 |
| 74.58 | | Peter Baxevanis | V | 051067 | 1 | Melbourne | 12 Feb 92 |
| 73.80 | | Hans Lotz | V | 011147 | 1 | Melbourne | 25 Apr 83 |
| 72.12 | | Dave Huxley | T | 280258 | 4 | Szekeres, Hungary | 7 Aug 88 |
| 71.56 | | Aaron Fish | Q | 270281 | 2 | Perth | 16 Mar 02 |
| 70.94 | | Phil Spivey | V | 150561 | 1 | Hechtel, Belgium | 5 Jul 86 |
| 70.76 | | Paul Carlin | S | 051070 | 1 | Adelaide | 11 Feb 95 |
| 69.50 | | Bob Wagner | N | 150956 | 1 | Canberra | 23 Nov 89 |
| 68.42 | | Demetri Dionisopoulos | W | 280471 | 1 | Melbourne | 24 Jan 94 |
| 66.98 | | Justin McDonald | T | 280773 | 1 | Hobart | 8 Feb 00 |
| 66.86 | | Craig Watson | T | 271166 | 1 | Melbourne | 12 Dec 87 |

AUSTRALIAN ALL-TIME LIST (CONTINUED)

| PERFORM | WIND | NAME | ASS | DOB | PLACE | VENUE | DATE |
|---------|------|------------------|-----|--------|-------|----------------|-----------|
| 66.32 | | Darren Billett | S | 161179 | 2 | Sydney | 2 Feb 06 |
| 66.04 | | Christian Codila | V | 070774 | 2 | Arlington, USA | 1 Apr 94 |
| 65.91 | | Jarrod Stevens | S | 050486 | 1 | Melbourne | 9 Dec 06 |
| 65.85 | | Mark Dickson | N | 241082 | 3 | Sydney | 2 Feb 06 |
| 65.16 | | Gus Puopolo | V | 180848 | 2 | Melbourne | 6 Mar 82 |
| 65.16 | | Eugene Bria | S | '62 | 1 | Adelaide | 23 Feb 86 |
| 64.92 | | Michael Gusbeth | V | 290182 | 1 | Geelong | 29 Mar 03 |
| 64.76 | | Matthew Dwight | N | 020774 | 1 | Sydney | 5 Jun 93 |
| 64.32 | | Cameron Grant | V | 260177 | 1 | Geelong | 27 Nov 99 |
| 63.68 | | Dick Leffler | V | 270332 | 1 | Melbourne | 30 May 64 |
| 63.54 | | Matthew Albion | Q | 310374 | 1 | Brisbane | 11 Feb 95 |
| 63.22 | | Paul Peulich | V | 180984 | 2 | Tempe, USA | 19 Mar 06 |
| 63.08 | | Loris Bertolacci | V | 161254 | 1 | Sydney | 23 Mar 80 |
| 62.82 | | Greg Farmer | N | 110755 | 1 | Canberra | 1 Oct 79 |
| 62.77 | | Simon Wardhaugh | Q | 140186 | 1 | Gold Coast | 11 Jun 04 |
| 62.64 | | Wade Hastie | Q | 040279 | 2 | Brisbane | 3 Sep 00 |
| 62.50 | | Andy Pollock | V | 010947 | 3 | Adelaide | 21 Mar 81 |
| 62.46 | | Tim Driesen | V | 270384 | 4 | Sydney | 22 Mar 03 |
| 62.18 | | Brad Monk | Q | 261263 | 7 | Adelaide | 16 Mar 86 |
| 61.43 | | Brad Oborn | N | 310578 | 5 | Sydney | 22 Mar 03 |
| 61.26 | | Fernando Canepa | V | 091276 | 2 | Melbourne | 27 Jan 00 |
| 60.98 | | Milo Bodiroza | N | 150947 | 1 | Sydney | 4 Sep 77 |
| 60.16 | | Ross Corner | N | 290379 | 1 | Ghent, Belgium | 10 Jul 98 |
| 60.14 | | Matt Sandford | V | 130770 | 1 | Melbourne | 19 Mar 92 |
| 60.11 | | Bob Brown | Q | | 1 | Woodford, GBR | 11 Aug 62 |

Javelin Throw

| | | | | | | | |
|-------|--|-----------------------|---|--------|---|--------------|-----------|
| 86.67 | | Andrew Currey | N | 070271 | 1 | Wollongong | 22 Jul 01 |
| 85.60 | | William Hamlyn-Harris | N | 140178 | 1 | Canberra | 31 Jan 04 |
| 84.36 | | Adrian Hatcher | V | 060570 | 1 | Sydney | 16 Oct 99 |
| 84.20 | | Andrew Martin | V | 120580 | 1 | Gold Coast | 5 Aug 00 |
| 82.79 | | Oliver Dziubak | W | 300382 | 1 | Melbourne | 12 Feb 04 |
| 79.92 | | Josh Robinson | Q | 041085 | 2 | Brisbane | 24 Nov 06 |
| 79.30 | | Murray Keen | W | 170565 | 1 | Perth | 4 Nov 89 |
| 78.06 | | Jarrod Bannister | Q | 031084 | 6 | Melbourne | 25 Mar 06 |
| 78.04 | | Nick Batty | N | 280869 | 2 | Sydney | 9 Feb 97 |
| 77.60 | | Andrew Hall | W | 280982 | 1 | Bedford, GBR | 8 Aug 02 |
| 76.91 | | Daniel Kratzmann | Q | 190281 | 1 | Brisbane | 11 Jan 02 |
| 76.37 | | Nick Bennett | N | 010682 | 3 | Sydney | 5 Apr 02 |
| 75.76 | | Steven Madeo | Q | 170877 | 3 | Perth | 24 Jan 98 |
| 75.35 | | Matthew Outzen | N | 121087 | 1 | Melbourne | 30 Nov 05 |
| 75.14 | | Richard Brockett | Q | 250575 | 6 | Melbourne | 25 Feb 99 |

| PERFORM | WIND | NAME | ASS | DOB | PLACE | VENUE | DATE |
|---------|------|-----------------------|-----|--------|-------|------------------|-----------|
| 73.96 | | James Highland | W | 020665 | 2 | Sydney | 29 Mar 87 |
| 73.78 | | Wayne Martell | Q | 170764 | 3 | Sydney | 23 Feb 91 |
| 73.44 | | Shane Wylie | Q | 300476 | 1 | Sydney | 28 Oct 95 |
| 72.56 | | Cameron Graham | V | 080571 | 1 | Melbourne | 14 Mar 93 |
| 71.98 | | Brett Castle | V | 261184 | 2 | Zhengzhou, China | 28 May 06 |
| 71.42 | | Piero Sacchetta | V | 030467 | 2 | Canberra | 27 Jan 92 |
| 71.06 | | Brian Pook | T | 191079 | 3 | Sydney | 16 Feb 01 |
| 70.76 | | Darren Marx | V | 010167 | 5 | Sydney | 29 Mar 87 |
| 70.74 | | Brendan Tennant-Tammo | NT | 220472 | 1 | Melbourne | 3 Feb 94 |
| 70.58 | | Dean Smith | S | 011167 | dec | Adelaide | 10 Mar 92 |
| 70.57 | | Damien Kelly | Q | 010681 | 6 | Brisbane | 5 Apr 03 |
| 70.30 | | Ben Hodgson | S | 080466 | 1 | Adelaide | 25 Feb 89 |
| 70.30 | | Dominic Geeves | Q | 180283 | 1 | Sydney | 8 Apr 05 |
| 70.14 | | Paulo Freitag | V | 050576 | 1 | Knoxville, USA | 30 Apr 00 |
| 69.60 | | Steven Youd | T | 021183 | 7 | Brisbane | 5 Apr 03 |
| 69.56 | | Scott Petie | Q | 200771 | 1 | Brisbane | 31 Oct 87 |
| 69.55 | | Ben Baker | N | 190183 | 6 | Canberra | 26 Jan 06 |
| 69.36 | | Andrew Hawthorne | N | 141077 | qual | Sydney | 23 Aug 96 |
| 69.32 | | Manfred Rohkamper | V | 180554 | 2 | Melbourne | 26 Oct 89 |
| 69.27 | | Jason Dudley | Q | 101184 | dec | Melbourne | 20 Mar 06 |
| 69.24 | | Peter Dohnt | S | 021163 | 1 | Adelaide | 24 Mar 90 |
| 69.20 | | Dan Birks | S | 090166 | 1 | Adelaide | 1 Mar 87 |
| 68.85 | | Adam Montague | Q | 311287 | 2 | Sydney | 10 Dec 05 |
| 68.54 | | David Dixon | S | 240765 | 1 | Adelaide | 21 Jan 91 |
| 68.46 | | Graeme Phillips | V | 300963 | 1 | Melbourne | 3 Mar 87 |
| 68.45 | | Chris Barram | Q | 170879 | 1 | Melbourne | 13 Mar 98 |
| 68.19 | | Nathan Burgess | V | 150288 | 1 | Adelaide | 1 Apr 06 |
| 68.00 | | Chris Jessup | N | 120981 | 7 | Sydney | 22 Mar 03 |

old model

| | | | | | | | |
|-------|--|-------------------|---|--------|------|-----------|-----------|
| 82.84 | | Manfred Rohkamper | V | 180554 | 1 | Sydney | 22 Mar 80 |
| 81.01 | | Nick Birks | S | 040638 | 1 | Adelaide | 24 Feb 62 |
| 80.98 | | Murray Keen | W | 170565 | 1 | Perth | 12 Feb 86 |
| 80.42 | | Sig Koscik | N | 110346 | 1 | Melbourne | 1 Nov 71 |
| 80.20 | | Gary Calvert | S | 050454 | qual | Melbourne | 14 Feb 81 |
| 80.06 | | Ron Carlton | V | 290444 | 1 | Melbourne | 19 Nov 66 |
| 78.22 | | David Dixon | S | 240765 | 1 | Adelaide | 14 Mar 84 |
| 78.12 | | Reg Spiers | S | 141241 | 1 | Adelaide | 14 Dec 63 |
| 78.11 | | Alf Mitchell | N | 100541 | 1 | Perth | 24 Nov 62 |
| 77.66 | | James Highland | W | 020665 | 1 | Sydney | 8 Feb 86 |

Decathlon

| | | | | | | | |
|---|--|-------------|---|--------|---|------------------------|-----------|
| 8,490 | | Jagan Hames | S | 311075 | 1 | Kuala Lumpur, Malaysia | 18 Sep 98 |
| (10.77, 7.64m, 14.73m, 2.19m, 49.67, 14.07, 46.40m, 5.00m, 64.67m, 5.02.68) | | | | | | | |

AUSTRALIAN ALL-TIME LIST (CONTINUED)

| PERFORM | WIND | NAME | ASS | DOB | PLACE | VENUE | DATE |
|---------|------|-----------------------|-----|--------|-------|------------------------|--|
| 8,307 | | Scott Ferrier | V | 120674 | 2 | Kuala Lumpur, Malaysia | 18-Sep-98 (10.84, 7.59m, 13.34m, 2.13m, 48.25, 14.20, 43.99m, 5.10m, 58.95m, 4.55.65) |
| 8,084 | | Peter Winter | V | 170171 | 1 | Sydney | 10 Mar 96 (10.94, 7.66m, 13.29m, 2.00m, 47.65, 14.3, 42.30m, 5.00m, 58.06m, 4.55.67) |
| 8,036 | | Simon Shirley | Q | 030866 | 15 | Seoul, Sth Korea | 29 Sep 88 (11.03, 7.45m, 14.20m, 1.97m, 48.84, 15.44, 41.68m, 4.70m, 64.00m, 4.27.48) |
| 8,001 | | Jason Dudley | Q | 101184 | 3 | Melbourne | 20-Mar-06 (11.40, 7.27m, 14.73m, 2.02m, 49.86, 14.71, 50.10m, 4.50m, 69.27m, 5.03.82) |
| 7,964 | | Dean Smith | S | 011167 | 1 | Adelaide | 10 Mar 92 (10.97, 7.69m, 13.81m, 1.91m, 49.28, 15.35, 42.16m, 4.50m, 70.58m, 4.44.55) |
| 7,915 | | Peter Banks | N | 241171 | 1 | Hobart | 15 Feb 97 (10.93, 7.67m, 13.64m, 2.06m, 48.14, 15.66, 40.56m, 4.40m, 56.08m, 4.31.10) |
| 7,912 | | Paul Scott | V | 290370 | 1 | Perth | 23 Mar 91 (11.01, 7.07m, 12.47m, 1.98m, 47.57, 14.96, 41.20m, 4.70m, 59.68m, 4.24.76) |
| 7,855 | | Peter Hadfield | N | 210155 | 1 | Adelaide | 20 Mar 81 (11.10, 7.34m, 13.70m, 1.90m, 48.93, 15.29, 46.70m, 4.50m, 60.14m, 4.34.58) |
| 7,825 | | Matthew McEwen | Q | 161071 | 1 | Brisbane | 24-Mar-01 (10.98, 7.09m, 14.19m, 2.02m, 49.54, 14.96, 40.61m, 4.60m, 58.26m, 4.37.84) |
| 7,741 | | Rod Zuyderwyk | Q | 300371 | 2 | Tempe, USA | 14 May 91 (10.88, 7.45m, 12.82m, 2.03m, 48.39, 14.50, 39.52m, 4.00m, 55.74m, 4.37.29) |
| 7,730 | | Stuart Andrews | N | 170162 | 1 | Melbourne | 13 Dec 88 (10.7, 7.16m, 13.86m, 1.92m, 49.5, 15.0, 42.54m, 4.60m, 58.74m, 4.41.7) |
| 7,715 | | Brendan Tennant-Tammo | NT | 220472 | 2 | Canberra | 18 Mar 94 (11.13, 7.53m, 13.90m, 1.87m, 49.27, 15.53, 41.30m, 4.50m, 59.80m, 4.35.27) |
| 7,676 | | Anthony Hough | N | 200864 | 2 | Perth | 23 Mar 91 (10.97, 7.06m, 12.75m, 2.07m, 49.21, 15.62, 38.32m, 4.40m, 62.46m, 4.37.28) |
| 7,621 | | Erik Surjan | W | 220683 | 1 | Sydney | 5 Mar 05 (10.93, 7.17m, 13.55m, 2.00m, 50.94, 14.56, 47.23m, 4.40m, 57.21m, 5.15.84) |
| 7,598 | | Les Kuorikoski | Q | 160374 | 2 | Adelaide | 30 Mar 97 (11.14, 6.62m, 14.21m, 1.95m, 50.79, 15.25, 46.40m, 4.50m, 60.98m, 4.47.12) |
| 7,549 | | Richard Allan | Q | 120179 | 2 | Sydney | 3 Feb 06 (10.95, 7.37m, 13.65m, 1.88m, 49.10, 15.82, 48.17m, 4.50m, 51.42m, 5.00.19) |
| 7,461w | | Chris Bradshaw | V | 031161 | 3 | Sydney | 3 Dec 89 (11.33, 7.25m, 12.04m, 1.97m, 49.75, 15.39, 38.24m, 4.60m, 50.88m, 4.27.16) |
| 7,433w | | Paul Jeffery | W | 140174 | 3 | Brisbane | 9 Mar 93 (10.99, 7.17m, 11.75m, 1.82m, 48.93, 15.73, 37.92m, 4.60m, 59.70m, 4.35.71) |
| 7,432w | | Peter Fossey | V | 030659 | 1 | Melbourne | 9 Feb 86 (10.7, 7.41m, 12.92m, 1.92m, 49.7, 16.2, 38.50m, 4.30m, 55.36m, 4.30.4) |
| 7,420w | | Geoff Smith | N | 060345 | 1 | Edinburgh, GBR | 22 Jul 70 (10.99, 6.93m, 13.20m, 1.70m, 48.70, 14.66, 38.82m, 4.20m, 60.12m, 4.36.0) |
| 7,249w | | Nick Foley | V | 190669 | 1 | Melbourne | 22 Dec 96 (10.9, 7.04m, 12.17m, 1.86m, 50.2, 15.4, 37.60m, 4.60m, 49.62m, 4.31.02) |

| PERFORM | WIND | NAME | ASS | DOB | PLACE | VENUE | DATE |
|---------|------|-------------------|-----|--------|-------|-------------------|--|
| 7,241 | | Wayne Martell | Q | 170764 | 2 | Brisbane | 14 Feb 88 |
| 7,236 | | Rob Lethbridge | V | 020353 | 3 | Christchurch, NZL | 27 Jan 74 (11.28, 7.18m, 11.28m, 1.91m, 48.62, 15.85, 36.28m, 3.40m, 69.22m, 4.30.4) |
| 7,236 | | James Fitzpatrick | T | 110777 | 3 | Sydney | 10 Mar 96 (11.23, 7.04m, 11.65m, 2.00m, 49.00, 15.1, 30.58m, 4.80m, 54.42m, 4.58.94) |
| 7,234 | | Jon Morrison | N | 140569 | 2 | Canberra | 2 Feb 92 (11.0, 6.68m, 13.00m, 1.88m, 49.3, 14.6, 37.74m, 4.40m, 54.00m, 4.50.4) |
| 7,225 | | Stephen Bews | V | 030862 | 1 | Melbourne | 19 Dec 85 (11.1, 6.79m, 12.54m, 1.90m, 50.8, 15.7, 38.11m, 4.05m, 59.46m, 4.19.2) |
| 7,217 | | Jarrod Sims | S | 110684 | 1 | Adelaide | 16 Apr 06 (10.8, 6.73m, 11.98m, 1.99m, 48.8, 15.4, 36.61m, 4.30m, 52.44m, 4.44.1) |
| 7,210 | | Darrell Muzyczka | N | 030780 | 3 | Brisbane | 12 Apr 02 (11.16, 6.87m, 11.73m, 2.03m, 49.58, 15.46, 36.70m, 3.60m, 60.19m, 4.36.22) |
| 7,201 | | Kyle McCarthy | Q | 230182 | 4 | Brisbane | 12 Apr 02 (11.55, 6.71m, 12.67m, 1.94m, 50.19, 15.92, 40.31m, 4.10m, 60.70m, 4.36.05) |
| 7,170 | | Darren Hosking | S | 160369 | 1 | Brisbane | 15 Mar 89 (11.29, 7.16m, 11.31m, 1.97m, 49.57, 15.38, 38.78m, 4.10m, 50.68m, 4.43.78) |
| 7,166 | | Paul Anderson | V | 120462 | 2 | Brisbane | 12 Jan 86 |
| 7,154 | | Todd Apted | T | 210770 | 2 | Brisbane | 15 Mar 89 (11.61, 6.95m, 11.21m, 2.12m, 51.10, 15.54, 32.52m, 4.30m, 57.54m, 4.39.88) |
| 7,150 | | Warren Evans | Q | 240272 | 2 | Brisbane | 7 Nov 93 (10.67, 7.38m, 11.92m, 1.89m, 50.48, 15.77, 42.30m, 4.30m, 55.86m, 5.37.69) |
| 7,146 | | Geoff Jones | N | 271159 | 1 | Sydney | 12 Jan 86 (11.09, 6.80m, 11.89m, 1.86m, 49.60, 15.83, 38.42m, 3.90m, 55.18m, 4.23.97) |
| 7,130 | | Chris Nunn | S | 181258 | 2 | Brisbane | 5 Sep 82 (11.31, 7.09m, 11.82m, 1.97m, 49.98, 15.00, 34.86m, 3.95m, 48.18m, 4.30.78) |
| 7,107 | | John Hamann | S | 121242 | 2 | Sydney | 26 Mar 68 (11.2, 7.13m, 12.06m, 1.79m, 48.9, 15.3, 35.34m, 3.73m, 55.48m, 4.15.7) |
| 7,092 | | Hamish Halley | N | 260766 | 1 | Sydney | 4 Jan 90 (10.84, 7.04m, 10.87m, 1.88m, 48.98, 15.02, 33.06m, 3.40m, 53.98m, 4.21.92) |
| 7,078 | | Bruce Field | V | 220147 | 1 | Melbourne | 31 Jan 72 (11.4, 7.84m, 12.15m, 1.70m, 46.9, 14.9, 33.78m, 3.20m, 46.82m, 4.07.5) |

WOMEN

100 Yards

| | | | | | | | |
|-------|------|------------------|---|--------|---|--------|-----------|
| 10.2 | +1.3 | Diane Holden | N | 281063 | 1 | Sydney | 19 Feb 86 |
| 10.50 | | Lauren Hewitt | V | 251178 | 1 | Sydney | 26 Jan 00 |
| 10.3 | +0.0 | Marlene Mathews | N | 140234 | 1 | Sydney | 20 Mar 58 |
| 10.62 | +0.5 | Cathy Freeman | Q | 160273 | 1 | Hobart | 17 Jan 93 |
| 10.4 | | Marjorie Jackson | N | 130931 | 1 | Sydney | 8 Mar 52 |

AUSTRALIAN ALL-TIME LIST (CONTINUED)

| PERFORM | WIND | NAME | ASS | DOB | PLACE | VENUE | DATE |
|---------|------|-----------------------|-----|--------|-------|--------------|-----------|
| 10.4 | +0.0 | Betty Cuthbert | N | 200438 | 1 | Sydney | 1 Mar 58 |
| 10.4 | +0.0 | Wendy Hayes | V | 210538 | 3 | Sydney | 20 Mar 58 |
| 10.4 | | Ronda Jenkins | V | 281043 | 1 | Melbourne | 11 Jan 65 |
| 10.4 | | Joan Henricksen | Q | 061246 | 1 | Sydney | 18 Mar 66 |
| 10.4 | | Dianne Burge | S | 091043 | 2 | Sydney | 18 Mar 66 |
| 10.4 | | Jenny Lamy | N | 280249 | 3 | Sydney | 18 Mar 66 |
| 10.4 | | Denise Robertson-Boyd | Q | 151252 | 1 | Pullman, USA | 23 Jul 78 |
| 10.4 | | Helen Edwards-Davey | Q | 230258 | 1 | Brisbane | 18 Mar 79 |
| 10.4 | | Melinda Gainsford | N | 011071 | 1 | Adelaide | 11 Dec 94 |

100 Metres

| | | | | | | | |
|--------|------|--------------------------|----|--------|----|------------------------|-----------|
| 11.12 | +1.9 | Melinda Gainsford-Taylor | N | 011071 | 1 | Sestriere, Italy | 31 Jul 94 |
| 11.19 | +1.6 | Kerry Johnson | Q | 231063 | 1s | Auckland, NZL | 28 Jan 90 |
| 11.20A | +1.2 | Raelene Boyle | V | 240651 | 4 | Mexico City, Mexico | 15 Oct 68 |
| 11.24 | +1.4 | Colleen Beazley-Pekin | W | 100757 | 3 | Brisbane | 4 Oct 82 |
| 11.24 | +1.1 | Cathy Freeman | Q | 160273 | 1 | Brisbane | 5 Feb 94 |
| 11.26 | +0.3 | Nova Peris-Batman | NT | 250271 | 2 | Hechtel, Belgium | 7 Aug 99 |
| 11.28 | -0.5 | Lauren Hewitt | V | 251178 | 4q | Seville, Spain | 21 Aug 99 |
| 11.29 | -0.3 | Tania Van Heer-Murphy | S | 301270 | 3 | Kuala Lumpur, Malaysia | 17 Sep 98 |
| 11.33A | +1.8 | Dianne Bowering-Burge | S | 091043 | 2q | Mexico City, Mexico | 14 Oct 68 |
| 11.35 | +1.4 | Helen Edwards-Davey | Q | 230258 | 1 | Quebec City, Canada | 11 Aug 79 |
| 11.35 | +0.5 | Denise Robertson-Boyd | Q | 151252 | 4q | Moscow, Russia | 25 Jul 80 |
| 11.36 | +1.4 | Sally McLellan | Q | 190986 | 1s | Melbourne | 20 Mar 06 |
| 11.38 | +1.7 | Sharon Cripps | Q | 290677 | 1 | Darwin | 22 Jun 02 |
| 11.39 | +1.9 | Diane Holden | N | 281063 | 1 | Sydney | 13 Dec 80 |
| 11.39 | +1.5 | Debbie Wells | N | 290561 | 1 | Sydney | 11 Mar 84 |
| 11.4e | +1.2 | Marilyn Black | N | 200544 | 1q | Tokyo, Japan | 15 Oct 64 |
| 11.40 | +1.6 | Melanie Kleeberg | Q | 271281 | 1 | Fribourg, Switzerland | 15 Aug 04 |
| 11.46 | +1.9 | Sue Clark Butler | N | 170163 | 1 | Sydney | 29 Oct 88 |
| 11.46 | -1.0 | Melissa Moore-Medicott | N | 070668 | 1 | Brisbane | 1 Feb 92 |
| 11.47 | +0.9 | Jodi Lambert | W | 010970 | 1h | Perth | 28 Jan 96 |
| 11.50A | +0.6 | Pam Ryan | V | 120839 | 6q | Mexico City, Mexico | 14 Oct 68 |
| 11.50 | +1.9 | Jane Flemming | V | 140465 | 2 | Chiba, Japan | 15 Sep 88 |
| 11.50 | +0.8 | Elly Hutton | V | 020676 | 3 | Sydney | 18 Aug 00 |
| 11.51 | +1.1 | Jane Ovenden | W | 240872 | 3 | Melbourne | 25 Feb 93 |
| 11.51 | +1.1 | Monique Dunstan-Miers | Q | 281070 | 3 | Brisbane | 5 Feb 94 |
| 11.54 | +1.5 | Jenny McGill-Flaherty | V | 310560 | 3 | Brisbane | 25 Sep 82 |
| 11.54 | +2.0 | Sarah Nelson-Williams | N | 080975 | 3h | Budapest, Hungary | 12 Jul 02 |
| 11.55 | -0.5 | Leanne Lynch | S | 101260 | 4 | Brisbane | 4 Sep 82 |
| 11.55 | +1.6 | Preya Carey | N | 161183 | 1h | Canberra | 26 Jan 06 |
| 11.56 | +0.2 | Esther Paolo | W | 180767 | 1 | Canberra | 26 Jan 91 |
| 11.57 | +0.0 | Suzanne Broadrick | V | 241068 | 5 | Sydney | 18 Aug 00 |

| PERFORM | WIND | NAME | ASS | DOB | PLACE | VENUE | DATE |
|---------|------|--------------------------|-----|--------|-------|-------------------|-----------|
| 11.58 | | Kathy Wright-Sambell | N | 160163 | 2 | Azusa, USA | 8 Apr 89 |
| 11.58 | +1.1 | Fiona Cullen | Q | 310879 | 3 | Brisbane | 26 Nov 05 |
| 11.59 | +1.5 | Leanne O'Connor-Sullivan | N | 080163 | 2 | Sydney | 28 Mar 87 |
| 11.61 | +1.9 | Rebecca Vormister | N | 090374 | 3 | Sydney | 20 Jan 91 |
| 11.61A | +0.0 | Rachael Massey-Jackson | N | 230376 | 5 | Pretoria, RSA | 24 Mar 00 |
| 11.62 | +0.7 | Anne Deller | V | 310174 | 2 | Sydney | 21 Mar 95 |
| 11.62 | 0.0 | Renee Poetschka | W | 010571 | 3h | Duisburg, Germany | 12 Jun 96 |
| 11.62 | +1.8 | Mindy Slomka | N | 020580 | 1 | Gold Coast | 12 Apr 03 |
| 11.62 | +1.1 | Amy Harris | Q | 071080 | 4 | Brisbane | 26 Nov 05 |
| 11.62 | +0.6 | Crystal Attenborough | NT | 010883 | 3 | Canberra | 26 Jan 06 |
| 11.63 | -0.4 | Barbara Jordan-Wilson | Q | 050552 | 5h | Sofia, Bulgaria | 19 Aug 77 |
| 11.64 | +1.1 | Brigitte Mullen | V | 120666 | 5 | Melbourne | 25 Feb 93 |
| 11.64 | +0.3 | Veronica Lee | N | 170670 | 2 | Canberra | 3 Dec 95 |

manual

| | | | | | | | |
|-------|------|--------------------------------|---|--------|-----|---------------------|-----------|
| 11.0 | +0.0 | Denise Robertson Boyd | Q | 151252 | 1 | Sydney | 27 Oct 73 |
| 11.1 | | Raelene Boyle | V | 240651 | 1 | Sydney | 13 Mar 71 |
| 11.1 | | Helen Edwards Davey | Q | 230258 | 1 | Brisbane | 3 Mar 79 |
| 11.1 | +1.3 | Debbie Wells | N | 290561 | mix | Sydney | 29 Feb 84 |
| 11.2 | | Jenny Lamy | N | 280249 | 1 | Sydney | 21 Jan 67 |
| 11.2A | | Dianne Bowering-Burge | S | 091043 | 5 | Mexico City, Mexico | 4 Oct 68 |
| 11.2 | | Barbara Jordan Wilson | Q | 050552 | 2 | Brisbane | 30 Sep 73 |
| 11.3 | | Shirley Strickland de la Hunty | W | 180725 | 1 | Warsaw, Poland | 4 Aug 55 |
| 11.3 | | Marion Hoffman | Q | 290949 | 1 | Sydney | 5 Jul 70 |
| 11.3 | | Alison Ross-Edwards | N | 171052 | 2 | Sydney | 13 Mar 71 |
| 11.3 | | Robin Boak | V | 130455 | 2 | Sydney | 13 Dec 73 |
| 11.3 | | Suzette Sames | N | 060355 | 1 | Sydney | 7 Dec 75 |
| 11.3 | -0.2 | Preya Carey | N | 161183 | 1 | Sydney | 20 Dec 03 |
| 11.4 | +1.7 | Marjorie Jackson | N | 130931 | 1 | Gifu, Japan | 4 Oct 52 |
| 11.4 | -1.3 | Betty Cuthbert | N | 200438 | 1h | Melbourne | 24 Nov 56 |
| 11.4 | | Kaye Thomas | N | 310148 | 2 | Sydney | 18 Jan 69 |
| 11.4 | | Maureen Caird | N | 190951 | 1 | Sydney | 7 Mar 70 |
| 11.4 | | Penny McCallum Gillies | N | 200751 | 1 | Sydney | 5 Feb 72 |
| 11.4 | | Sue Jowett | Q | 140956 | 2 | Brisbane | 15 Nov 75 |
| 11.4 | | Lyn Tillet Jacenko | N | 150853 | 1h | Sydney | 5 Mar 77 |
| 11.4 | | Maree Holland | N | 250763 | 2 | Burnaby, Canada | 12 Jun 85 |
| 11.4 | | Rosemary Hayward | N | 101180 | 1 | Sydney | 12 Sep 97 |
| 11.4 | +0.8 | Jodi Lambert | W | 010970 | 1 | Perth | 9 Jun 02 |

200 Metres

| | | | | | | | |
|-------|------|--------------------------|---|--------|---|--------------------|-----------|
| 22.23 | +0.8 | Melinda Gainsford Taylor | N | 011071 | 1 | Stuttgart, Germany | 13 Jul 97 |
| 22.25 | +1.3 | Cathy Freeman | Q | 160273 | 1 | Victoria, Canada | 26 Aug 94 |
| 22.35 | +1.8 | Denise Robertson Boyd | Q | 151252 | 1 | Sydney | 23 Mar 80 |

AUSTRALIAN ALL-TIME LIST (CONTINUED)

| PERFORM | WIND | NAME | ASS | DOB | PLACE | VENUE | DATE |
|---------------|------|-------------------------|-----|--------|-------|---------------------|-----------|
| 22.42 | +2.0 | Tania Van Heer Murphy | S | 301270 | 1 | Canberra | 6 Feb 99 |
| 22.45 | +1.1 | Raelene Boyle | V | 240651 | 2 | Munich, Germany | 7 Sep 72 |
| 22.52 | +1.5 | Lauren Hewitt | V | 251178 | 1 | Canberra | 15 Jan 00 |
| 22.74 | +1.8 | Nova Peris | NT | 250271 | 8s | Seville, Spain | 25 Aug 99 |
| 22.82 | +1.7 | Kerry Johnson | Q | 231063 | 1 | Chiba, Japan | 15 Sep 88 |
| 22.83 | +1.7 | Maree Holland | N | 250763 | 2 | Chiba, Japan | 15 Sep 88 |
| 22.84 | +1.6 | Sharon Cripps | Q | 290677 | 2 | Adelaide | 6 Feb 03 |
| 22.88A | +2.0 | Jenny Lamy | N | 280249 | 3 | Mexico City, Mexico | 18 Oct 68 |
| 22.94 | -0.4 | Melissa Moore Medlicott | N | 070668 | 1 | Canberra | 1 Mar 92 |
| 22.95 | +1.8 | Colleen Beazley Pekin | W | 100757 | 3 | Sydney | 23 Mar 80 |
| 22.98 | 0.0 | Debbie Wells | N | 290561 | 1 | Sydney | 11 Mar 84 |
| 23.04 | +1.7 | Jenny McGill Flaherty | V | 310560 | 3 | Brisbane | 5 Sep 82 |
| 23.06 | +0.8 | Renee Poetschka | W | 010571 | 4 | Rhede, Germany | 30 Jul 95 |
| 23.13 | -0.1 | Jodi Lambert | W | 010970 | 1 | Sydney | 11 Feb 96 |
| 23.14 | | Diane Holden | N | 281063 | 1 | Sydney | 8 Feb 81 |
| 23.18 | +0.8 | Marilyn Black | N | 200544 | 3 | Tokyo, Japan | 19 Oct 64 |
| 23.18 | +1.8 | Rebecca Vormister | N | 090374 | 1 | Sydney | 4 Jan 97 |
| 23.32 | | Sue Jowett | Q | 140956 | 1 | Auckland, NZL | 19 Mar 76 |
| 23.32 | +0.4 | Jane Flemming | V | 140465 | hep | Gotzis, Austria | 30 May 93 |
| 23.32 | +1.1 | Brigitte Mullen | V | 120666 | 3 | Brisbane | 4 Feb 95 |
| 23.33 | 0.0 | Michelle Lock | Q | 290367 | 2 | Sydney | 21 Mar 95 |
| 23.36 | +1.7 | Sharon Stewart | V | 170865 | 2 | Canberra | 6 Mar 86 |
| 23.36 | +0.6 | Sally McLellan | Q | 190986 | 1 | Canberra | 26 Jan 06 |
| 23.38 | -0.5 | Melanie Kleeberg | Q | 271281 | 1 | Sydney | 5 Feb 06 |
| 23.39 | +1.7 | Helen Edwards Davey | Q | 230258 | 4 | Brisbane | 5 Sep 82 |
| 23.40 | | Kathy Wright Sambell | Q | 160163 | 1 | Azusa, USA | 8 Apr 89 |
| 23.42 | +1.7 | Sue Alton Hough | N | 080666 | 3 | Canberra | 6 Mar 86 |
| 23.44 | +1.8 | Penny McCallum Gillies | N | 200751 | 5 | Sydney | 23 Mar 80 |
| 23.45 | +0.6 | Robin Boak | V | 130455 | 7 | Christchurch, NZL | 29 Jan 74 |
| 23.47 | +1.7 | Esther Paolo | W | 180767 | 1 | Canberra | 26 Jan 91 |
| 23.47 | +1.8 | Elona Reinalda | N | 310376 | 2 | Sydney | 19 Jan 97 |
| 23.47 | -0.5 | Crystal Attenborough | NT | 010883 | 2 | Sydney | 5 Feb 06 |
| 23.49 | +0.4 | Kylie Hanigan | N | 181171 | 3 | Sydney | 23 Jan 93 |
| 23.50 | | Sue Clark Butler | N | 170163 | 1h | Azusa, USA | 15 Apr 89 |
| 23.52 | +1.8 | Jana Pittman | N | 091182 | 2 | Sydney | 15 Feb 03 |
| 23.52 | -0.5 | Annabelle Smith | N | 080183 | 4 | Sydney | 5 Feb 06 |
| 23.54 | | Susan Andrews | T | 260571 | 1 | Perth | 18 Jan 98 |
| 23.55 | | Betty Cuthbert | N | 200438 | 1 | Melbourne | 30 Nov 56 |
| manual | | | | | | | |
| 22.9y | +0.0 | Margaret Burvill | W | 021041 | 1 | Perth | 22 Feb 64 |
| 23.0 | | Dianne Bowering Burge | S | 091043 | 1 | Adelaide | 10 Mar 68 |
| 23.0 | | Sue Jowett | Q | 140956 | 1 | Auckland | 6 Feb 76 |

| PERFORM | WIND | NAME | ASS | DOB | PLACE | VENUE | DATE |
|---------|------|-----------------------------|-----|--------|-------|-----------|-----------|
| 23.0 | | Penny Gillies | N | 200751 | 1 | Brisbane | 24 Feb 80 |
| 23.2y | | Betty Cuthbert | N | 200438 | 1 | Hobart | 7 Mar 60 |
| 23.1 | | Robin Boak | V | 130455 | 1 | Sydney | 13 Dec 73 |
| 23.1 | | Margaret Sargent | N | 190854 | 2 | Sydney | 3 Jan 74 |
| 23.1 | | Helen Edwards Davey | Q | 230258 | 1 | Brisbane | 25 Nov 78 |
| 23.1 | | Leanne Evans | Q | 170360 | 1 | Brisbane | 21 Feb 81 |
| 23.2 | | Joyce Bennett | W | 110545 | 2 | Adelaide | 10 Mar 68 |
| 23.2 | | Susan Andrews | T | 260171 | 1 | Perth | 30 Nov 96 |
| 23.4y | +0.0 | Marlene Mathews | N | 140234 | 1 | Sydney | 22 Mar 58 |
| 23.4y | | Pat Duggan | Q | 101237 | 2 | Hobart | 7 Mar 60 |
| 23.3 | | Marion Hoffman | Q | 290949 | 2 | Melbourne | 15 Mar 70 |
| 23.3 | | Barbara Jordan Wilson | Q | 050552 | 4 | Brisbane | 28 Feb 76 |
| 23.3 | | Beth Nail | W | 240356 | 3 | Sydney | 20 Jun 76 |
| 23.3 | | Marian Fisher O'Shaughnessy | V | 061154 | 1 | Melbourne | 30 Oct 76 |

400 Metres

| | | | | | | | |
|-------|--|----------------------------|----|--------|----|-------------------|-----------|
| 48.63 | | Cathy Freeman | Q | 160273 | 2 | Atlanta, USA | 29 Jul 96 |
| 50.19 | | Renee Poetschka | W | 010571 | 1 | Sydney | 12 Mar 94 |
| 50.24 | | Maree Holland | N | 250763 | 3s | Seoul, Sth Korea | 25 Sep 88 |
| 50.43 | | Jana Pittman | V | 091182 | 1 | Sydney | 22 Mar 03 |
| 50.78 | | Debbie Flintoff King | V | 200460 | 3 | London | 12 Jul 86 |
| 50.78 | | Michelle Lock | Q | 290367 | 7s | Barcelona, Spain | 3 Aug 92 |
| 51.08 | | Raelene Boyle | V | 240651 | 1 | Brisbane | 4 Sep 82 |
| 51.28 | | Tania Van Heer Murphy | S | 301270 | 2 | Melbourne | 19 Mar 99 |
| 51.28 | | Nova Peris | NT | 250271 | 3q | Sydney | 23 Sep 00 |
| 51.32 | | Sharon Stewart | V | 170865 | 1 | Adelaide | 7 Mar 92 |
| 51.35 | | Lee Naylor | V | 260171 | 4 | Osaka, Japan | 9 May 98 |
| 51.44 | | Beth Nail | W | 240356 | 5s | Montreal, Canada | 28 Jul 76 |
| 51.48 | | Denise Robertson Boyd | Q | 151252 | 1 | Melbourne | 19 Mar 83 |
| 51.51 | | Tamsyn Lewis | V | 200778 | 1 | Brisbane | 11 Feb 00 |
| 51.55 | | Susan Andrews | T | 260571 | 2 | Melbourne | 14 Mar 98 |
| 51.71 | | Verna Burnard | S | 190856 | 6s | Montreal, Canada | 28 Jul 76 |
| 51.73 | | Melinda Gainsford Taylor | N | 011071 | 1 | Brisbane | 22 Jul 00 |
| 51.80 | | Annabelle Smith | N | 080183 | 1 | Sydney | 27 Feb 04 |
| 51.90 | | Charlene Neighbour Rendina | V | 281247 | 3s | Munich, Germany | 6 Sep 72 |
| 52.01 | | Betty Cuthbert | V | 200438 | 1 | Tokyo, Japan | 17 Oct 64 |
| 52.04 | | Maxine Johnson Corcoran | V | 220954 | 1 | Perth | 24 Mar 79 |
| 52.06 | | Kylie Hanigan | N | 181171 | 2 | Canberra | 28 Jan 94 |
| 52.07 | | Leanne Evans | Q | 170360 | 2 | Brisbane | 4 Sep 82 |
| 52.24 | | Rosemary Hayward | N | 101180 | 2 | Brisbane | 4 Apr 03 |
| 52.41 | | Michelle Baumgartner | V | 250763 | 1 | Auckland, NZL | 24 Jan 81 |
| 52.50 | | Terri-Anne Wangman Cater | V | 250956 | 2 | Christchurch, NZL | 19 Jan 80 |

AUSTRALIAN ALL-TIME LIST (CONTINUED)

| PERFORM | WIND | NAME | ASS | DOB | PLACE | VENUE | DATE |
|---------------|------|-----------------------------|-----|--------|-------|------------------|-----------|
| 52.59 | | Sally Hamilton-Fleming | W | 140561 | 1 | Canberra | 7 Mar 87 |
| 52.65 | | Judy Canty Peckham | V | 091250 | 6q | Montreal, Canada | 26 Jul 76 |
| 52.66 | | Katerina Dressler | V | 210981 | 1 | Sydney | 10 Feb 02 |
| 52.67 | | Sophie Scamps | N | 150371 | 2 | Sydney | 25 Jan 92 |
| 52.72 | | Jamee-Lee Hobergen | N | 170288 | 2 | Brisbane | 26 Nov 05 |
| 52.75 | | Caitlin Willis | Q | 181282 | 2 | Canberra | 26 Jan 06 |
| 52.78 | | Lauren Poetschka | W | 221074 | 3 | Perth | 5 Feb 00 |
| 52.81 | | Kathy Sambell | Q | 160163 | 1h | Sydney | 18 Feb 89 |
| manual | | | | | | | |
| 51.7 | | Judy Canty Peckham | V | 091250 | 1 | Melbourne | 28-Dec-75 |
| 51.9 | | Marian Fisher O'Shaughnessy | V | 061154 | 1 | Melbourne | 19-Feb-78 |
| 52.4y | | Judy Amooore Pollock | V | 250640 | 1 | Perth | 27 Feb 65 |
| 52.4 | | Sandra Brown | N | 030246 | 1 | Melbourne | 14-Mar-70 |

800 Metres

| | | | | | | | |
|---------|--|----------------------------|---|--------|----|------------------|-----------|
| 1.59.0 | | Charlene Neighbour Rendina | V | 281247 | 1 | Melbourne | 28 Feb 76 |
| 1.59.21 | | Tamsyn Lewis | V | 200778 | 1 | Canberra | 15 Jan 00 |
| 1.59.73 | | Margaret Leaney Crowley | V | 240567 | 2 | Durham, USA | 13 Jul 96 |
| 1.59.93 | | Judy Amooore-Pollock | V | 250640 | 5s | Montreal, Canada | 14 Jul 76 |
| 2.00.17 | | Sharon Stewart | V | 170865 | 4 | Oslo, Norway | 6 Jul 91 |
| 2.00.32 | | Susan Andrews | W | 260571 | 1 | Brisbane | 3 Sep 00 |
| 2.00.50 | | Heather Wright Barralet | Q | 160954 | 1 | Adelaide | 14 Mar 84 |
| 2.00.56 | | Terri-Anne Wangman Cater | V | 250956 | 4 | Rome, Italy | 5 Sep 81 |
| 2.00.57 | | Kaylene Coster | N | 240761 | 2 | Adelaide | 14 Mar 84 |
| 2.00.68 | | Wendy Oliver Old Abbott | S | 240660 | 1 | Melbourne | 1 Apr 90 |
| 2.00.80 | | Lisa O'Connell Lightfoot | V | 031266 | 2 | Melbourne | 29 Feb 96 |
| 2.00.97 | | Michelle Baumgartner | V | 250763 | 1 | Adelaide | 26 Nov 89 |
| 2.01.2 | | Dixie Willis | W | 131241 | 1 | Perth | 3 Mar 62 |
| 2.01.36 | | Bronwyn Fleming | V | 060762 | 1 | Canberra | 31 Mar 85 |
| 2.01.49 | | Kerrie Baumgartner | V | 121067 | 2 | Melbourne | 1 Apr 90 |
| 2.01.57 | | Gail Millar Luke | T | 250563 | 3 | Adelaide | 26 Nov 89 |
| 2.01.73 | | Georgie Clarke | V | 170684 | 6 | Brisbane | 8 Sep 00 |
| 2.01.85 | | Suzy Walsham | N | 221173 | 1 | Sydney | 5 Feb 06 |
| 2.02.05 | | Sandra Dawson | Q | 021170 | 4 | Melbourne | 29 Feb 96 |
| 2.02.07 | | Julie Schwass | N | 161157 | 2 | Adelaide | 16 Mar 86 |
| 2.02.1 | | Verna Burnard | S | 190856 | 1 | Adelaide | 17 Feb 79 |
| 2.02.1 | | Sophie Scamps | N | 150371 | 1 | Canberra | 7 Jan 92 |
| 2.02.28 | | Adrienne Rainbird Mclvor | Q | 020970 | 3 | Perth | 16 Mar 02 |
| 2.02.38 | | Sarah Collins | A | 061165 | 4 | Adelaide | 26 Jan 90 |
| 2.02.42 | | Melanie Collins | A | 281067 | 1 | Victoria, Canada | 23 May 96 |
| 2.02.47 | | Libby Allen | V | 220580 | 2 | Melbourne | 12 Feb 04 |
| 2.02.48 | | Maxine Johnson Corcoran | V | 220954 | 2 | Melbourne | 20 Mar 83 |

| PERFORM | WIND | NAME | ASS | DOB | PLACE | VENUE | DATE |
|---------|------|---------------------------|-----|--------|-------|---------------------|-----------|
| 2.02.56 | | Seleena Roberts | Q | 131076 | 1 | Brisbane | 15 Mar 97 |
| 2.02.80 | | Jodie Nykvist Hebbard | Q | 140766 | 1 | Canberra | 27 Jan 92 |
| 2.02.82 | | Judy Canty-Peckham | V | 091250 | 1 | Edmonton, Canada | 10 Aug 78 |
| 2.02.97 | | Erica Sigmont | V | 291182 | 4 | Sydney | 5 Feb 06 |
| 2.03.0 | | Carmen de Vlieger Campton | N | 240452 | 3 | Brisbane | 4 Jun 78 |
| 2.03.07 | | Claire Stoneham Nichols | V | 220764 | 4 | Adelaide | 16 Mar 86 |
| 2.03.11 | | Cheryl Peasley | N | 050151 | 3h | Munich, Germany | 31 Aug 72 |
| 2.03.13 | | Debbie Savage | N | 180280 | 3 | Canberra | 22 Feb 03 |
| 2.03.16 | | Lyn Young-Foreman | W | 050357 | 2 | Melbourne | 17 Mar 88 |
| 2.03.16 | | Sarah Jamieson | V | 240375 | 4 | Leverkusen, Germany | 1 Aug 04 |
| 2.03.24 | | Lyn Saint-John | T | 150968 | 1 | Sydney | 28 Feb 98 |
| 2.03.59 | | Sandra Speers Skeggs | T | 020464 | 5 | Adelaide | 16 Mar 86 |
| 2.03.83 | | Trish Starling | W | 070967 | 5 | Melbourne | 20 Feb 97 |
| 2.03.89 | | Sally Lee | Q | 160170 | 3 | Canberra | 27 Jan 92 |
| 2.03.89 | | Narelle Parr Smith | N | 060172 | 2 | Melbourne | 16 Dec 93 |

mixed race

| | | | | | | | |
|---------|--|--------------------------|---|--------|-----|------------|-----------|
| 1.59.8 | | Susan Andrews | W | 260571 | mix | Perth | 15 Jul 00 |
| 2.00.2 | | Kaylene Coster | N | 240761 | mix | Sydney | 24 Mar 84 |
| 2.00.23 | | Heather Wright Barralet | Q | 160954 | mix | Melbourne | 6 Mar 84 |
| 2.01.3 | | Lyn Young Foreman | W | 050357 | mix | Perth | 12 Dec 87 |
| 2.01.68 | | Adrienne Rainbird Mclvor | Q | 020970 | mix | Gold Coast | 30 Dec 01 |
| 2.03.38 | | Lisa Corrigan | N | 021284 | mix | Canberra | 20 Mar |

1000 Metres

| | | | | | | | |
|---------|--|--------------------------|---|--------|----|-------------------|-----------|
| 2.38.8 | | Judy Amooore Pollock | V | 250640 | 4 | Montreal, Canada | 12 Jul 76 |
| 2.40.42 | | Wendy Oliver Old Abbott | S | 240660 | 1 | Adelaide | 14 Mar 90 |
| 2.40.61 | | Sarah Collins | A | 061165 | 2 | Adelaide | 14 Mar 90 |
| 2.41.3 | | Lisa O'Connell Lightfoot | V | 031266 | 1 | Melbourne | 6 Jan 94 |
| 2.42.07 | | Penny Just | N | 010357 | 10 | Birmingham, GBR | 19 Jul 86 |
| 2.42.35 | | Sarah Jamieson | V | 240375 | 1 | Castleisland, GBR | 11 Jun 00 |
| 2.42.80 | | Margaret Reddish | W | 040763 | 2 | Hamilton, NZL | 21 Jan 81 |
| 2.43.72 | | Georgie Clarke | V | 170684 | 3 | Castleisland, GBR | 11 Jun 00 |
| 2.43.8 | | Sandra Dawson | Q | 021170 | 2 | Lommel, Belgium | 9 Aug 97 |
| 2.44.0 | | Margaret Leaney Crowley | V | 240567 | 2 | Melbourne | 6 Jan 94 |
| 2.44.7 | | Michelle Baumgartner | V | 250763 | 1 | Hobart | 4 Jan 90 |

mixed race

| | | | | | | | |
|--------|--|----------------|---|--------|-----|-----------|-----------|
| 2.39.4 | | Susie Power | V | 260375 | mix | Melbourne | 7 Jan 93 |
| 2.43.3 | | Sacha Stephens | Q | 021172 | mix | Brisbane | 22 Jan 93 |

1500 Metres

| | | | | | | | |
|---------|--|-------------------------|---|--------|---|-------------------|-----------|
| 4.00.93 | | Sarah Jamieson | V | 240375 | 3 | Stockholm, Sweden | 25 Jul 06 |
| 4.01.34 | | Margaret Leaney Crowley | V | 240567 | 3 | Oslo, Norway | 6 Jul 96 |

AUSTRALIAN ALL-TIME LIST (CONTINUED)

| PERFORM | WIND | NAME | ASS | DOB | PLACE | VENUE | DATE |
|---------|------|--------------------------|-----|--------|-------|-------------------|-----------|
| 4.06.50 | | Georgie Clarke | V | 170684 | 9 | Rome, Italy | 8 Jul 05 |
| 4.07.03 | | Kate Anderson Richardson | V | 051173 | 1 | Brisbane | 14 Mar 96 |
| 4.07.05 | | Benita Willis Johnson | Q | 060579 | 4 | Melbourne | 2 Mar 00 |
| 4.07.78 | | Suzy Walsham | N | 221173 | 6 | Eugene, USA | 24 May 03 |
| 4.08.06 | | Jenny Orr | V | 210153 | 4h | Munich, Germany | 4 Sep 72 |
| 4.09.54 | | Donna Gould | S | 100666 | 4 | Burnaby, Canada | 16 Jul 84 |
| 4.09.80 | | Melissa Rollison | Q | 130483 | 3 | Hobart | 9 Mar 02 |
| 4.09.86 | | Wendy Oliver Old Abbott | S | 240660 | 1 | Melbourne | 31 Mar 90 |
| 4.09.93 | | Lisa Corrigan | N | 021284 | 2 | Sydney | 19 Jan 06 |
| 4.09.99 | | Jodie Nykvist Hebbard | Q | 140766 | 1 | Brisbane | 8 Feb 92 |
| 4.10.14 | | Michelle Baumgartner | V | 250763 | 4 | Auckland, NZL | 20 Jan 90 |
| 4.10.34 | | Anne Leaney Cross | V | 160465 | 4 | Brisbane | 11 Feb 00 |
| 4.10.8 | | Carolyn Schuwalow | V | 100865 | 4 | Canberra | 10 Jan 90 |
| 4.10.82 | | Sarah Collins | A | 061165 | 2 | Melbourne | 31 Mar 90 |
| 4.11.01 | | Jackie Perkins | V | 290865 | 3 | Malmö, Sweden | 10 Aug 87 |
| 4.11.14 | | Emily Morris | N | 231078 | 1 | Wanganui, NZL | 17 Jan 04 |
| 4.11.70 | | Penny Just | N | 010357 | - | Oslo, Norway | 27 Jul 85 |
| 4.12.02 | | Susie Power | V | 260375 | 2 | Hobart | 19 Feb 95 |
| 4.12.13 | | Sandra Dawson | Q | 021170 | 1 | Brisbane | 21 Mar 98 |
| 4.12.27 | | Mandy Westbrook-Giblin | T | 270674 | 7 | Sydney | 28 Feb 98 |
| 4.12.28 | | Liz Rose Miller | N | 081163 | 2 | Adelaide | 7 Mar 92 |
| 4.12.73 | | Melanie Collins | A | 281067 | 7 | Brisbane | 11 Feb 00 |
| 4.13.2 | | Angela Cook | N | 170953 | 2 | Wellington, NZL | 24 Jan 76 |
| 4.13.22 | | Angela Raines-White | Q | 220374 | 1 | Melbourne | 20 Nov 94 |
| 4.13.24 | | Natalie Harvey | V | 190175 | 3 | Adelaide | 1 Feb 97 |
| 4.13.63 | | Eloise Poppett-Wellings | N | 091182 | 4 | Cork, Ireland | 1 Jul 06 |
| 4.13.86 | | Maree McDonagh | V | 010167 | 4 | Melbourne | 31 Mar 90 |
| 4.14.22 | | Judy Amooore Pollock | V | 250640 | 7h | Montreal, Canada | 28 Jul 76 |
| 4.14.44 | | Lisa O'Connell Lightfoot | V | 031266 | 3 | Sydney | 11 Feb 96 |
| 4.14.46 | | Sacha Stephens | Q | 021172 | 4 | Brisbane | 1 Feb 92 |
| 4.14.70 | | Sharon Dalton | N | 021267 | 8 | Oslo, Norway | 27 Jun 85 |
| 4.14.85 | | Krishna Wood Stanton | N | 100566 | 1 | Melbourne | 22 Feb 87 |
| 4.14.87 | | Emma Rilen | N | 230383 | 3 | Sydney | 12 Feb 05 |
| 4.14.93 | | Emily Morris | N | 231078 | 9 | Cuxhaven, Germany | 9 Jul 05 |
| 4.15.0 | | Sue Garretty Muir | N | 050557 | 1 | Sydney | 22 Mar 80 |
| 4.15.54 | | Nicole Robinson | V | 300169 | 5 | Adelaide | 7 Mar 92 |
| 4.15.83 | | Donna Tyberek-MacFarlane | T | 180677 | 1 | Hobart | 6 Jan 06 |
| 4.16.45 | | Kelli Baird | V | 110669 | 2 | Melbourne | 10 Mar 90 |
| 4.16.51 | | Anna Thompson | V | 111276 | 1 | Melbourne | 19 Jan 05 |
| 4.16.79 | | Haley McGregor | V | 270579 | 5 | Newcastle | 23 Feb 02 |
| 4.17.09 | | Penny Gray | T | 121058 | 1 | Perth | 22 Mar 79 |
| 4.17.24 | | Brooke Simpson | N | 040687 | 5 | Melbourne | 17 Feb 05 |

| PERFORM | WIND | NAME | ASS | DOB | PLACE | VENUE | DATE |
|-------------------|------|----------------------------|-----|--------|-------|---------------|-----------|
| 4.17.40 | | Erica Sigmont | V | 291182 | 2 | Stanford, USA | 30 Apr 04 |
| 4.17.42 | | Tiffany Levette-Bonasera | N | 080176 | 4 | Sydney | 12 Feb 05 |
| 4.17.66 | | Susan Hobson | A | 130358 | 2 | Canberra | 1 Mar 92 |
| 4.17.96 | | Susan Robertson Michelsson | V | 290272 | 4 | Sydney | 8 Mar 96 |
| 4.18.01 | | Victoria Mitchell | V | 250482 | 3 | Hobart | 6 Jan 06 |
| 4.18.10 | | Lyn Saint-John | T | 150968 | 6 | Brisbane | 21 Mar 98 |
| 4.18.11 | | Nikki Molan | N | 020683 | 2 | Sydney | 16 Jan 04 |
| 4.18.12 | | Daphne Stevens Grehan | Q | 260755 | 2 | Perth | 22 Mar 79 |
| mixed race | | | | | | | |
| 4.09.5 | | Liz Rose-Miller | N | 081163 | mix | Sydney | 29 Feb 92 |
| 4.12.5 | | Sacha Stephens | Q | 021172 | mix | Brisbane | 20 Feb 93 |
| 4.14.0 | | Phyllis Lazarakis | W | 300553 | mix | Perth | 23 Feb 80 |

1 Mile

| | | | | | | | |
|---------|--|--------------------------|---|--------|----|---------------------|-----------|
| 4.25.84 | | Margaret Leaney Crowley | V | 240567 | 3 | Monte Carlo, Monaco | 10 Aug 96 |
| 4.29.15 | | Sarah Jamieson | V | 240375 | 1 | Melbourne | 18 Feb 06 |
| 4.29.28 | | Penny Just | N | 010357 | 5 | Oslo, Norway | 27 Jul 85 |
| 4.31.08 | | Lisa Corrigan | N | 021284 | 2 | Melbourne | 18 Feb 06 |
| 4.31.76 | | Georgie Clarke | V | 170684 | 2 | Oxford, UK | 6 May 04 |
| 4.31.88 | | Melissa Rollison | Q | 130483 | 3 | Melbourne | 18 Feb 06 |
| 4.32.61 | | Benita Willis-Johnson | V | 060579 | 4 | Melbourne | 18 Feb 06 |
| 4.32.73 | | Susie Power | V | 260375 | 1 | Melbourne | 17 Dec 92 |
| 4.33.13 | | Suzy Walsham | N | 221173 | 2 | Sydney | 7 Jan 90 |
| 4.34.37 | | Donna Tyberek-MacFarlane | T | 180677 | 5 | Melbourne | 18 Feb 06 |
| 4.34.99 | | Sharon Dalton | N | 021267 | 8 | Burnaby, Canada | 18 Jun 85 |
| 4.36.23 | | Emily Morris | N | 231078 | 10 | Heusden, Belgium | 2 Aug 03 |
| 4.38.05 | | Victoria Mitchell | V | 250482 | 6 | Melbourne | 18 Feb 06 |
| 4.39.15 | | Jackie Perkins | V | 290865 | 1 | Adelaide | 26 Jan 87 |
| 4.39.21 | | Krishna Wood Stanton | N | 180566 | 2 | Adelaide | 26 Jan 87 |
| 4.39.68 | | Nicole Robinson | V | 300169 | 2 | Hobart | 17 Jan 93 |
| 4.41.89 | | Madeleine Heiner | N | 150587 | 7 | Melbourne | 18 Feb 06 |
| 4.41.9 | | Terri-Anne Wangman Cater | V | 250956 | 1 | Melbourne | 15 Dec 83 |
| 4.42.03 | | Sarah Collins | A | 061165 | 3 | Adelaide | 26 Jan 87 |
| 4.42.33 | | Kate Anderson Richardson | V | 051173 | 2 | Melbourne | 17 Dec 92 |

mixed race

| | | | | | | | |
|---------|--|----------------------|---|--------|-----|----------|-----------|
| 4.31.2 | | Krishna Wood Stanton | N | 180566 | mix | Canberra | 15 Nov 86 |
| 4.37.66 | | Lisa Corrigan | N | 021284 | mix | Canberra | 7 May 04 |
| 4.39.78 | | Angela Raines-White | Q | 220374 | mix | Brisbane | 12 Nov 94 |

2000 Metres

| | | | | | | | |
|---------|--|-----------------------|---|--------|---|---------------------|-----------|
| 5.37.71 | | Benita Willis Johnson | Q | 060579 | 3 | Ostrava, Czech Rep. | 12 Jun 03 |
| 5.45.65 | | Jackie Perkins | V | 290865 | 2 | London, GBR | 22 Aug 87 |

AUSTRALIAN ALL-TIME LIST (CONTINUED)

| PERFORM | WIND | NAME | ASS | DOB | PLACE | VENUE | DATE |
|--------------------|------|--------------------------|-----|--------|-------|---------------------|-----------|
| 5.50.47 | | Susie Power | V | 260375 | 10 | Sheffield, GBR | 4 Sep 94 |
| 5.50.66 | | Carolyn Schuwalow | V | 100865 | 2 | Canberra | 26 Jan 89 |
| 5.52.30 | | Anne Leaney Cross | V | 160465 | 3 | Canberra | 26 Jan 89 |
| 5.52.55 | | Elizabeth Rose Miller | N | 081163 | 9 | London, GBR | 10 Jul 92 |
| 6.01.06 | | Maree McDonagh | V | 010167 | 4 | Canberra | 26 Jan 89 |
| 6.10.7 | | Kathy Watt | V | 110964 | | Canberra | 10 Mar 84 |
| mixed race | | | | | | | |
| 5.56.3 | | Angela Raines-White | Q | 220374 | mix | Brisbane | 27 Nov 88 |
| 3000 Metres | | | | | | | |
| 8.38.06 | | Benita Willis-Johnson | Q | 060579 | 3 | Gateshead, GBR | 13 Jul 03 |
| 8.41.78 | | Eloise Poppett-Wellings | N | 091182 | 4 | Athens, Greece | 16 Sep 06 |
| 8.48.48 | | Kate Anderson | V | 051173 | 1 | Hobart | 16 Feb 97 |
| 8.49.46 | | Sarah Jamieson | V | 240375 | 3 | Madrid, Spain | 17 Jul 04 |
| 8.49.61 | | Jackie Perkins | V | 290865 | 2 | Koblenz, Germany | 13 Aug 87 |
| 8.50.34 | | Jenny Green-Lund | Q | 110761 | 11 | Stockholm, Sweden | 3 Jul 91 |
| 8.50.65 | | Donna Tyberek-MacFarlane | T | 180677 | 1 | Melbourne | 9 Mar 06 |
| 8.51.39 | | Krishna Wood-Stanton | N | 100566 | 2 | Birmingham, GBR | 27 Jun 92 |
| 8.53.17 | | Anne Leaney-Cross | V | 160465 | 3 | Stockholm, Sweden | 26 Jul 95 |
| 8.53.63 | | Natalie Harvey | V | 190175 | 3 | Prague, Czech Rep. | 29 Jun 03 |
| 8.53.87 | | Carolyn Schuwalow | V | 100865 | 1 | Canberra | 30 Nov 91 |
| 8.54.41 | | Kerryn Hindmarsh-McCann | N | 020567 | 1 | Sydney | 20 Feb 99 |
| 8.54.86 | | Melissa Rollison | Q | 130483 | 4 | Melbourne | 9 Mar 06 |
| 8.55.97 | | Georgie Clarke | V | 170684 | 8 | Madrid, Spain | 17 Jul 04 |
| 8.56.48 | | Susan Hobson | A | 130358 | 2 | Canberra | 27 Jan 92 |
| 8.56.93 | | Susie Power | V | 260375 | 2 | Lisbon, Portugal | 22 Jul 94 |
| 8.57.60 | | Kylie Risk | T | 281173 | 1 | Hobart | 27 Nov 99 |
| 8.58.42 | | Victoria Mitchell | V | 250482 | 5 | Melbourne | 9 Mar 06 |
| 8.58.93 | | Anna Thompson | V | 111276 | 6 | Melbourne | 9 Mar 06 |
| 8.59.19 | | Emily Morris | N | 231078 | 3 | Zaragoza, Spain | 8 Jun 04 |
| 9.00.34 | | Lisa Corrigan | N | 021284 | 1 | Sydney | 11 Nov 06 |
| 9.02.08 | | Clair Fearnley | V | 070375 | 5 | Hobart | 30 Jan 00 |
| 9.02.71 | | Haley McGregor | V | 270579 | 4 | Cork, Ireland | 6 Jul 02 |
| 9.03.45 | | Maree McDonagh | V | 010167 | 2 | Melbourne | 9 Mar 88 |
| 9.04.0 | | Penny Just | N | 010357 | 2 | Copenhagen, Denmark | 20 Jul 85 |
| 9.04.13 | | Rina Bradshaw | Q | 070769 | 3 | Melbourne | 1 Apr 90 |
| 9.05.56 | | Donna Gould | S | 100666 | 5h | Los Angeles, USA | 8 Aug 84 |
| 9.06.41 | | Emily Brichacek | A | 070790 | 2 | Sydney | 11 Nov 06 |
| 9.06.53 | | Sharon Dalton | N | 021267 | 1 | Berkeley, USA | 23 Jun 85 |
| 9.06.58 | | Alison Quelch | N | 150163 | 5 | Eugene, USA | 1 Jun 84 |
| 9.07.38 | | Lisa O'Dea Ondieki | S | 120560 | 1 | Canberra | 10 Jan 90 |
| 9.07.59 | | Elizabeth Rose Miller | N | 081163 | 5 | Melbourne | 1 Mar 01 |

| PERFORM | WIND | NAME | ASS | DOB | PLACE | VENUE | DATE |
|--------------------|------|--------------------------|-----|--------|-------|----------------------|-----------|
| 9.07.93 | | Emma Carney | V | 290771 | 4 | Melbourne | 25 Feb 93 |
| 9.08.1 | | Angela Raines-White | Q | 220374 | 2 | Brisbane | 16 Jun 94 |
| 9.08.68 | | Michelle Dillon | N | 250573 | 1 | Canberra | 28 Jan 94 |
| 9.08.86 | | Megan Pye Sloane | V | 281153 | 2 | Melbourne | 20 Feb 83 |
| 9.08.93 | | Emily Pluck-Brichacek | A | 070790 | 1 | Canberra | 29 Oct 05 |
| indoors | | | | | | | |
| 8.42.75 | | Benita Willis Johnson | Q | 060579 | 6 | Lisbon, Portugal | 10 Mar 01 |
| 8.48.38 | | Krishna Wood Stanton | N | 100566 | 4 | Indianapolis, USA | 7 Mar 87 |
| mixed race | | | | | | | |
| 8.44.1 | | Donna Gould | S | 100666 | mix | Eugene, USA | 13 Jul 84 |
| 8.50.4 | | Kerryn Hindmarsh McCann | N | 020567 | mix | Sydney | 6 Nov 99 |
| 8.53.58 | | Natalie Harvey | V | 190175 | mix | Cardiff, GBR | 5 Jul 00 |
| 8.56.3 | | Angela Raines-White | Q | 220374 | mix | Brisbane | 18 Dec 92 |
| 8.56.74 | | Eloise Poppett | N | 091182 | mix | Brisbane | 2 Jul 99 |
| 9.01.5 | | Suzy Walsham | N | 221173 | mix | Sydney | 19 Jan 01 |
| 5000 Metres | | | | | | | |
| 14.47.60 | | Benita Willis-Johnson | Q | 060579 | 3 | Berlin, Germany | 7 Sep 02 |
| 14.54.11 | | Eloise Poppett-Wellings | N | 091182 | 6 | Zurich, Switzerland | 18 Aug 06 |
| 15.02.90 | | Sarah Jamieson | V | 240375 | 5 | Melbourne | 24 Mar 06 |
| 15.08.69 | | Kerryn Hindmarsh-McCann | N | 020567 | 1 | Brisbane | 08 Sep 00 |
| 15.10.78 | | Kate Anderson-Richardson | V | 051173 | 10 | Oslo, Norway | 4 Jul 97 |
| 15.14.26 | | Clair Fearnley | V | 070375 | 2 | Sydney | 13 Feb 00 |
| 15.18.80 | | Emily Morris | N | 130483 | 9 | Hengelo, Netherlands | 31 May 04 |
| 15.20.78 | | Anne Leaney-Cross | V | 160465 | 1 | Melbourne | 5 Feb 00 |
| 15.22.59 | | Natalie Harvey | V | 190175 | 1 | Melbourne | 15 Feb 99 |
| 15.23.18 | | Susie Power | V | 260375 | 2 | Melbourne | 25 Feb 99 |
| 15.26.43 | | Carolyn Schuwalow | V | 100865 | 4 | Melbourne | 29 Feb 96 |
| 15.28.16 | | Lisa O'Dea-Ondieki | S | 120560 | 1 | Brisbane | 4 Feb 95 |
| 15.28.84 | | Krishna Wood-Stanton | N | 100566 | 1 | Melbourne | 2 Dec 86 |
| 15.30.55 | | Kylie Risk | T | 281173 | 5 | Sydney | 13 Feb 00 |
| 15.32.17 | | Haley McGregor | V | 270579 | 1 | Melbourne | 7 Mar 02 |
| 15.32.56 | | Georgie Clarke | V | 170684 | 2 | Solihull, UK | 22 May 04 |
| 15.33.29 | | Susan Hobson | A | 130358 | 1 | Wellington, NZL | 18 Jan 92 |
| 15.36.15 | | Victoria Mitchell | V | 250482 | 2 | Sydney | 19 Jan 06 |
| 15.38.34 | | Jackie Perkins | V | 290865 | 2 | Melbourne | 2 Dec 86 |
| 15.40.24 | | Haley McGregor | V | 270579 | 4 | Sydney | 19 Aug 00 |
| 15.40.6 | | Donna Gould | S | 100666 | 1 | Adelaide | 15 Feb 84 |
| 15.40.92 | | Jenny Green Lund | Q | 110761 | 3 | Rheims, Germany | 3 Jul 92 |
| 15.41.79 | | Mandy Westbrook-Giblin | T | 270674 | 2 | Brisbane | 21 Jul 00 |
| 15.42.31 | | Anna Thompson | V | 111276 | 1 | Melbourne | 17 Nov 04 |
| 15.44.24 | | Sonia O'Sullivan | V | 281169 | 2 | Sydney | 4 Feb 06 |

AUSTRALIAN ALL-TIME LIST (CONTINUED)

| PERFORM | WIND | NAME | ASS | DOB | PLACE | VENUE | DATE |
|----------------------|------|------------------------------|-----|--------|-------|-------------------|-----------|
| 15.45.46 | | Emma Rilen | N | 230383 | 2 | Melbourne | 17 Feb 06 |
| 15.52.13 | | Michelle Dillon | N | 250571 | 3 | Melbourne | 19 Nov 95 |
| 15.52.66 | | Liz Rose Miller | N | 081163 | 1 | Hobart | 11 Mar 01 |
| 15.54.19 | | Angela Raines-White | Q | 220374 | 6 | Melbourne | 23 Feb 95 |
| 15.55.19 | | Melissa Rollison | Q | 130483 | 4 | Melbourne | 12 Feb 04 |
| 15.56.29 | | Tiffany Levette-Bonasera | N | 080176 | 5 | Melbourne | 17 Feb 05 |
| 15.58.44 | | Sue Mahony | N | 221065 | 7 | Melbourne | 23 Feb 95 |
| 15.59.13 | | Sue Malaxos | W | 301261 | 8 | Melbourne | 23 Feb 95 |
| 15.59.27 | | Tenille Morrissey | Q | 071076 | 9 | Sydney | 7 Mar 96 |
| 16.00.0 | | Megan Pye Sloane | V | 281153 | 1 | Melbourne | 15 Jan 85 |
| 16.02.39 | | Maryann Murray | T | 201069 | 10 | Melbourne | 29 Feb 96 |
| 16.06.17 | | Susan Robertson-Michelsson | V | 290272 | 3 | Brisbane | 21 Jul 00 |
| 16.07.18 | | Lisa-Jane Weightman | V | 160179 | 1 | Geelong | 2 Dec 06 |
| 16.08.6 | | Sally Pierson | V | 100363 | 2 | Melbourne | 15 Jan 85 |
| 16.10.06 | | Alison Quelch | N | 150163 | 6h | Houston, USA | 2 Jun 83 |
| 16.11.42 | | Katie Swords | Q | 140176 | 2 | Eugene, USA | 1 Jun 96 |
| 16.11.80 | | Emma Carney | V | 290771 | 9 | Melbourne | 23 Feb 95 |
| 16.12.63 | | Clare Carney | V | 060274 | 10 | Melbourne | 23 Feb 95 |
| 16.14.04 | | Glenda Moore | W | 180362 | 11 | Melbourne | 23 Feb 95 |
| 16.19.31 | | Lisa Dick | V | 260968 | 8 | Melbourne | 25 Feb 98 |
| 16.19.43 | | Jackie Gallagher-Fairweather | Q | 101167 | 6 | Melbourne | 12 Feb 04 |
| 16.20.19 | | Martine Daniliuc | V | 300679 | 2 | Melbourne | 5 Feb 00 |
| 16.20.6 | | Nikki Chapple | V | 090281 | 3 | Melbourne | 5 Mar 98 |
| 16.20.71 | | Sherryn Rhodes | V | 101268 | 6 | Melbourne | 25 Feb 99 |
| 16.20.82 | | Kandy Grant | A | 090983 | 5 | Melbourne | 1 Mar 03 |
| 16.20.90 | | Sharon Dalton | N | 021267 | 1 | Sydney | 24 Nov 84 |
| mixed race | | | | | | | |
| 15.13.44 | | Kylie Risk | T | 281173 | mix | Hobart | 18 Dec 99 |
| 15.18.6 | | Eloise Poppett | N | 091182 | mix | Sydney | 16 Oct 99 |
| 15.27.3 | | Donna Gould | S | 100666 | mix | Adelaide | 6 Jun 84 |
| 15.38.66 | | Susan Robertson-Michelsson | V | 290272 | mix | Melbourne | 17 Jun 00 |
| 15.42.3 | | Liz Rose-Miller | N | 081163 | mix | Sydney | 21 Nov 98 |
| 15.51.9 | | Michelle Dillon | N | 250571 | mix | Sydney | 6 Nov 93 |
| 16.07.3 | | Carole Connolly | Q | 140968 | mix | Brisbane | 18 Nov 89 |
| 16.15.7 | | Janis Hams | S | 191054 | mix | Adelaide | 1 Dec 82 |
| 16.17.0 | | Tani Ruckle | N | 250662 | mix | Sydney | 29 Jan 92 |
| 10,000 Metres | | | | | | | |
| 30.37.68 | | Benita Willis-Johnson | Q | 060579 | 8 | Paris, France | 23 Aug 03 |
| 31.11.72 | | Lisa O'Dea-Ondieki | S | 120560 | 1 | Helsinki, Finland | 30 Jun 92 |
| 31.26.34 | | Susie Power | V | 260375 | 1 | Melbourne | 6 Dec 01 |
| 31.43.14 | | Haley McGregor | V | 270579 | 1 | Melbourne | 4 Dec 03 |

| PERFORM | WIND | NAME | ASS | DOB | PLACE | VENUE | DATE |
|----------------------|------|----------------------------|-----|--------|-------|--------------------|-----------|
| 31.51.71 | | Kylie Risk | T | 281173 | 1 | Vancouver, Canada | 1 Jun 96 |
| 31.54.57 | | Susan Hobson | A | 130358 | 3 | Mito, Japan | 6 May 96 |
| 31.54.95 | | Carolyn Schuwalow | V | 100865 | 1 | Melbourne | 10 Dec 91 |
| 31.55.65 | | Clair Fearnley | V | 070375 | 2 | Sydney | 24 Feb 00 |
| 31.55.94 | | Keryn Hindmarsh-McCann | N | 020567 | 1 | Melbourne | 6 Dec 99 |
| 31.56.35 | | Jenny Green Lund | Q | 110761 | 2 | Melbourne | 10 Dec 91 |
| 32.07.44 | | Natalie Harvey | V | 190175 | 2 | Sandefjord, Norway | 3 Jun 00 |
| 32.17.37 | | Krishna Wood-Stanton | N | 100566 | 4 | Melbourne | 10 Dec 91 |
| 32.26.34 | | Jackie Perkins | V | 290865 | 2 | Melbourne | 12 Dec 87 |
| 32.27.74 | | Anna Thompson | V | 111276 | 5 | Melbourne | 21 Mar 06 |
| 32.35.40 | | Michelle Dillon | N | 250571 | 2 | Melbourne | 16 Dec 93 |
| 32.38.27 | | Kate Anderson-Richardson | V | 051173 | 3 | Melbourne | 14 Dec 95 |
| 32.41.01 | | Elizabeth Rose-Miller | N | 081163 | 2 | Sydney | 17 Aug 00 |
| 32.46.90 | | Sue Malaxos | W | 301261 | 5 | Melbourne | 14 Dec 95 |
| 32.48.79 | | Anne Leaney-Cross | V | 160465 | 4 | Sydney | 24 Feb 00 |
| 32.56.44 | | Tani Ruckle | N | 250662 | 2 | Melbourne | 13 Dec 90 |
| 32.56.63 | | Katie Swords | Q | 140176 | 1 | Eugene, USA | 29 May 96 |
| 33.06.88 | | Clare Carney | V | 060274 | 5 | Melbourne | 15 Dec 94 |
| 33.14.16 | | Jackie Gallagher | Q | 101167 | 1 | Melbourne | 17 Dec 92 |
| 33.14.40 | | Heather Turland | N | 270460 | 6 | Melbourne | 15 Dec 94 |
| 33.14.64 | | Susan Robertson-Michelsson | V | 290272 | 5 | Sydney | 17 Aug 00 |
| 33.18.53 | | Emma Carney | V | 290771 | 8 | Melbourne | 15 Dec 94 |
| 33.22.97 | | Angela Raines-White | Q | 220374 | 9 | Melbourne | 15 Dec 94 |
| 33.27.20 | | Carole Connolly | Q | 140968 | 4 | Melbourne | 8 Dec 89 |
| 33.28.1 | | Sally Pierson | V | 100363 | 2 | Melbourne | 14 Feb 84 |
| 33.28.58 | | Lynn Clayton | N | 080457 | 5 | Melbourne | 10 Dec 91 |
| 33.34.06 | | Maryann Murray | T | 201069 | 2 | Adelaide | 1 Feb 97 |
| 33.35.56 | | Sue Mahony | N | 221065 | 5 | Melbourne | 16 Dec 93 |
| 33.38.24 | | Glenda Moore | W | 180362 | 9 | Melbourne | 14 Dec 95 |
| 33.39.87 | | Tiffany Levette | N | 080176 | 3 | Melbourne | 4 Dec 04 |
| 33.44.16 | | Joy Terry | A | 130468 | 5 | Melbourne | 8 Dec 89 |
| 33.47.78 | | Alison Cumming | V | 190967 | 3 | Adelaide | 7 Mar 92 |
| 33.52.83 | | Sue Malaxos | W | 301261 | 3 | Adelaide | 1 Feb 97 |
| 33.53.1 | | Gayelene Clews | W | 191060 | 1 | Melbourne | 16 Dec 85 |
| 34.00.50 | | Annette Dwyer | N | 030960 | 6 | Melbourne | 8 Dec 89 |
| 34.01.5 | | Silvana Trampuz | V | 150966 | 1 | Pordenone, Italy | 27 Apr 91 |
| 34.02.0 | | Anne Lord | V | 160461 | 2 | Melbourne | 16 Dec 85 |
| mixed race | | | | | | | |
| 33.09.4 | | Joy Terry | A | 130468 | mix | Canberra | 2 Nov 89 |
| Half Marathon | | | | | | | |
| 1:07.48.0 | | Keryn Hindmarsh-McCann | N | 020567 | 3 | Tokyo, Japan | 10 Jan 00 |

AUSTRALIAN ALL-TIME LIST (CONTINUED)

| PERFORM | WIND | NAME | ASS | DOB | PLACE | VENUE | DATE |
|-----------|------|------------------------------|-----|--------|-------|--------------------------|-----------|
| 1:07.55.0 | | Benita Willis-Johnson | Q | 060579 | 1 | Newcastle, GBR | 26-Sep-04 |
| 1:07.56.0 | | Susie Power | V | 260375 | 2 | Newcastle, GBR | 6 Oct 02 |
| 1:08.33.0 | | Lisa O'Dea-Ondieki | S | 120560 | 2 | Tokyo, Japan | 26 Jan 92 |
| 1:09.26.0 | | Benita Willis-Johnson | Q | 060579 | 3 | Vilamoura, Portugal | 4 Oct 03 |
| 1:10.31.0 | | Susan Hobson | A | 130358 | 1 | Yamaguchi, Japan | 16 Mar 97 |
| 1:11.06.0 | | Carolyn Schuwalow | V | 100865 | 2 | Philadelphia, USA | 19 Sep 93 |
| 1:11.09.0 | | Liz Rose Miller | N | 081163 | 11 | Tokyo, Japan | 19 Jan 97 |
| 1:12.25.0 | | Lynn Clayton | N | 080457 | 3 | Tokyo, Japan | 26 Jan 92 |
| 1:12.27.0 | | Anna Thompson | V | 111276 | 3 | Gold Coast | 6 Jul 03 |
| 1:12.31.0 | | Susan Robertson-Michelsson | V | 290272 | 4 | Osaka, Japan | 25 Feb 01 |
| 1:12.38.0 | | Natalie Harvey | V | 190175 | 3 | Peterborough, GBR | 9 Mar 03 |
| 1:12.38.0 | | Haley McGregor | V | 270579 | 1 | Sydney | 22 May 05 |
| 1:12.39.0 | | Nickey Carroll | Q | 140172 | 1 | Noosa | 27 Aug 00 |
| 1:12.46.0 | | Heather Turland | N | 270460 | 9 | Palma de Mallorca, Spain | 29 Sep 96 |
| 1:12.52.0 | | Sue Mahony | N | 221065 | 5 | Tokyo, Japan | 23 Jan 94 |
| 1:12.54.0 | | Lisa-Jane Weightman | V | 160179 | 2 | Gold Coast | 2 Jul 06 |
| 1:12.56.0 | | Silvana Trampuz | V | 150966 | 4 | Rome, Italy | 19 Mar 00 |
| 1:13.03.0 | | Kate Harris-Smyth | V | 220972 | 1 | Christchurch, NZL | 4 Jun 06 |
| 1:13.09.0 | | Jackie Hallam | N | 130270 | 5 | Gold Coast | 18 Jul 93 |
| 1:13.12.0 | | Lisa Dick | V | 260968 | 1 | Lake Macquarie | 25 Jun 95 |
| 1:13.20.0 | | Krishna Wood-Stanton | N | 100566 | 5 | Gold Coast | 11 Jul 99 |
| 1:13.26.0 | | Joy Terry | A | 130468 | 1 | Canberra | 20 May 90 |
| 1:13.30.0 | | Jenny Green Lund | Q | 110761 | 1 | Gold Coast | 22 Jul 90 |
| 1:13.38.0 | | Tani Ruckle | N | 250662 | 2 | Gold Coast | 24 Jul 88 |
| 1:13.56.0 | | Karen Gobby | W | 180353 | 10 | Gold Coast | 12 Jul 92 |
| 1:14.27.0 | | Lauren Shelley | W | 021276 | 1 | Fremantle | 12 Jun 05 |
| 1:14.31.0 | | Shannon Barr | V | | 1 | Geelong | 27 Apr 03 |
| 1:14.36.0 | | Tracey Newton | V | 100576 | 3 | Inuyama, Japan | 23 Feb 97 |
| 1:14.38.0 | | Jackie Gallagher-Fairweather | Q | 101167 | 14 | Gold Coast | 12 Jul 92 |
| 1:14.40.0 | | Sue Malaxos | W | 301261 | 14 | Yamaguchi, Japan | 12 Mar 94 |
| 1:14.41.0 | | Kerith Duncanson | N | 010668 | 2 | Canberra | 20 May 90 |
| 1:14.48.0 | | Lorraine Davis | N | 250568 | 57 | Oslo, Norway | 24 Sep 94 |
| 1:14.56.0 | | Clare Geraghty | Q | | 8 | Gold Coast | 2 Jul 06 |
| 1:15.03.0 | | Kerry Jukes | Q | 071167 | 3 | Gold Coast | 24 Jul 88 |
| 1:15.13.0 | | Samantha Hughes | Q | 061174 | 2 | Noosa | 26 Aug 01 |
| 1:15.19.0 | | Anne Lord | V | 160461 | 1 | Melbourne | 17 Aug 88 |
| 1:15.18.0 | | Sylvia Rose | N | 310766 | 3 | Sydney | 24 May 98 |
| 1:15.20.0 | | Julie Rose | Q | 160476 | 1 | Brisbane | 28 May 95 |
| 1:15.37.0 | | Sylvia Rose | N | 310766 | 4 | Sydney | 26 May 96 |
| 1:15.39.0 | | Robyn Millard | V | 201072 | 7 | Gold Coast | 3 Jul 05 |
| 1:15.50.0 | | Sally Pierson | V | 100363 | 1 | Melbourne | 19 Aug 84 |
| 1:16.03.0 | | Maryann Murray | T | 201069 | 2 | Lake Macquarie | 23 Jun 96 |

| PERFORM | WIND | NAME | ASS | DOB | PLACE | VENUE | DATE |
|-----------|------|--------------------------|-----|--------|-------|----------------|-----------|
| 1:16.10.0 | | Jenny Dowie | V | 040959 | 3 | Melbourne | 4 Jun 95 |
| 1:16.17.0 | | Julie McKie | V | 300560 | 1 | Melbourne | 16 Aug 87 |
| 1:16.17.0 | | Joanne Cowan | N | 080955 | 8 | Tokyo, Japan | 26 Jan 92 |
| 1:16.24.0 | | Clair Fearnley | V | 070375 | 3 | Noosa | 29 Aug 99 |
| 1:16.30.0 | | Emma Carney | V | 290771 | 2 | Sydney | 27 May 01 |
| 1:16.32.0 | | Shireen Crumpton | Q | | 8 | Gold Coast | 3 Jul 05 |
| 1:16.46.0 | | Bronwyn Ellis | N | 110471 | 20 | Tokyo, Japan | 10 Jan 00 |
| 1:16.47.0 | | Rina Bradshaw | Q | 070769 | 18 | Gold Coast | 12 Jul 92 |
| 1:16.51.0 | | Serena Gibbs | V | 180577 | 3 | Sydney | 23 May 04 |
| 1:16.58.0 | | Isabella Woo-de Castella | A | 060971 | 5 | Lake Macquarie | 25 Jun 94 |

Marathon

| | | | | | | | |
|-----------|--|------------------------------|---|--------|----|------------------------|-----------|
| 2:22.36.0 | | Benita Willis-Johnson | Q | 060579 | 3 | Chicago, USA | 22 Oct 06 |
| 2:23.51.0 | | Lisa O'Dea-Ondieki | S | 120560 | 1 | Osaka, Japan | 31 Jan 88 |
| 2:25.51.0 | | Nickey Carroll | Q | 140172 | 4 | London, GBR | 18 Apr 99 |
| 2:25.59.0 | | Kerryn Hindmarsh-McCann | N | 020567 | 5 | London, GBR | 16 Apr 00 |
| 2:31.19.0 | | Tani Ruckle | N | 250662 | 4 | Chicago, USA | 30 Oct 88 |
| 2:32.37.0 | | Susan Hobson | A | 130358 | 10 | Osaka, Japan | 30 Jan 00 |
| 2:32.40.0 | | Jackie Gallagher-Fairweather | Q | 101167 | 9 | Nagoya, Japan | 14 Mar 04 |
| 2:32.57.0 | | Sue Malaxos | W | 301261 | 14 | Osaka, Japan | 28 Jan 96 |
| 2:33.07.0 | | Sue Mahony | N | 221065 | 8 | Boston, USA | 17 Apr 95 |
| 2:33.20.0 | | Anna Thompson | V | 111276 | 4 | Rotterdam, Netherlands | 10 Apr 05 |
| 2:33.41.0 | | Kate Harris-Smyth | V | 220972 | 9 | Chicago, USA | 10 Oct 05 |
| 2:33.42.0 | | Lauren Shelley | W | 021276 | 8 | Tokyo, Japan | 20 Nov 05 |
| 2:33.47.0 | | Haley McGregor | V | 270579 | 2 | Phoenix, USA | 9 Jan 05 |
| 2:33.50.0 | | Silvana Trampuz | V | 150966 | 5 | Hamburg, Germany | 25 Apr 99 |
| 2:34.10.0 | | Heather Turland | N | 270460 | 3 | Frankfurt, Germany | 27 Oct 96 |
| 2:34.29.0 | | Jackie Hallam | N | 130270 | 5 | London, GBR | 12 Apr 92 |
| 2:34.52.0 | | Krishna Wood-Stanton | Q | 100566 | 2 | Manchester, GBR | 28 Jul 02 |
| 2:35.40.0 | | Lorraine Davis | N | 250568 | 1 | Noumea, New Caledonia | 21 Jul 94 |
| 2:36.42.0 | | Karen Gobby | W | 180353 | 2 | Gold Coast | 21 Jul 91 |
| 2:36.54.0 | | Lisa Dick | V | 260968 | 2 | Gold Coast | 12 Jul 98 |
| 2:36.56.0 | | Liz Rose Miller | N | 081163 | 11 | Chicago, USA | 13 Oct 02 |
| 2:37.12.0 | | Jillian Colwell | Q | 130752 | 5 | London, GBR | 17 Apr 83 |
| 2:37.50.0 | | Megan Pye-Sloane | V | 281153 | 2 | Sydney | 12 Jun 83 |
| 2:37.56.0 | | Rhonda Taylor-Mallinder | V | 260858 | 1 | Melbourne | 9 Oct 83 |
| 2:37.56.0 | | Lynn Clayton | N | 080457 | 3 | Rotterdam, Netherlands | 6 Apr 92 |
| 2:37.56.0 | | Sherryn Rhodes | V | 101268 | 1 | Melbourne | 11 Oct 98 |
| 2:39.12.0 | | Jenny Dowie | V | 040959 | 2 | Long Beach, USA | 6 Feb 93 |
| 2:39.29.0 | | Sylvia Rose | N | 310766 | 3 | Gold Coast | 12 Jul 98 |
| 2:39.40.0 | | Kate Harris-Smyth | V | 220972 | 20 | Nagoya, Japan | 14 Mar 04 |
| 2:39.44.0 | | Samantha Hughes | Q | 061174 | 2 | Sakai, Japan | 18 Feb 01 |

AUSTRALIAN ALL-TIME LIST (CONTINUED)

| PERFORM | WIND | NAME | ASS | DOB | PLACE | VENUE | DATE |
|-----------|------|----------------------------|-----|--------|-------|-------------------|-----------|
| 2:39.46.0 | | Rina Hill | Q | 070769 | 1 | Sydney | 12 Sep 04 |
| 2:39.48.0 | | Elizabeth Richards-Hassall | N | 230244 | 4 | Boston, USA | 16 Apr 79 |
| 2:39.53.0 | | Jackie Turney | V | 150558 | 3 | Melbourne | 17 Oct 82 |
| 2:40.13.0 | | Joanne Cowan | N | 080955 | 3 | Canberra | 10 Apr 94 |
| 2:41.05.0 | | Jenny Hindmarsh-Gillard | T | 110171 | 1 | Gold Coast | 2 Jul 06 |
| 2:41.24.0 | | Dot Browne | V | 060241 | 16 | London, GBR | 17 Apr 83 |
| 2:41.25.0 | | Mora Main | N | 160149 | 3 | Canberra | 8 Apr 84 |
| 2:41.37.0 | | Carolyn Schuwalow | V | 100865 | 3 | Gold Coast | 11 Jul 99 |
| 2:41.39.0 | | Trudy Fenton | T | 140460 | 1 | Canberra | 9 Apr 89 |
| 2:41.59.0 | | Susan Robertson-Michelsso | V | 290272 | 1 | Canberra | 8 Apr 01 |
| 2:43.03.0 | | Rosemary Longstaff | A | 020351 | | Boston, USA | 20 Apr 81 |
| 2:43.32.0 | | Jan Wanklyn | W | 240158 | 10 | Duluth, USA | 20 Jun 92 |
| 2:43.39.0 | | June Petrie | V | 090264 | 1 | Pingtung, Taiwan | 14 Dec 03 |
| 2:43.40.0 | | Margaret Reddan | Q | 090752 | 1 | Melbourne | 14 Oct 84 |
| 2:43.45.0 | | Bev Lucas | S | 131046 | 2 | Canberra | 9 Apr 95 |
| 2:43.46.0 | | Janelle Burgmann | N | 180368 | 18 | Boston, USA | 15 Apr 02 |
| 2:43.52.0 | | Billinda Schipp | N | 130674 | 1 | Canberra | 10 Apr 05 |
| 2:44.06.0 | | Emma Jackowski | V | 090374 | 3 | Melbourne | 11 Oct 98 |
| 2:44.11.0 | | Kate Seibold-Crosbie | V | 030475 | 2 | Christchurch, NZL | 5 Jun 05 |
| 2:44.11.0 | | Helen Stanton | Q | 291272 | 2 | Gold Coast | 2 Jul 06 |
| 2:44.24.0 | | Barbara McKerrow | V | 080958 | 25 | Hiroshima, Japan | 14 Apr 85 |
| 2:44.25.0 | | Serena Gibbs | V | 180577 | 2 | Gold Coast | 4 Jul 04 |
| 2:44.39.0 | | Joy Terry | A | 130468 | 5 | Gold Coast | 7 Jul 02 |
| 2:44.46.0 | | Elizabeth Patmore | Q | 260257 | 13 | Tokyo, Japan | 17 Nov 85 |
| 2:44.46.0 | | Jenny Green-Lund | Q | 110761 | 4 | Honolulu, USA | 13 Dec 92 |
| 2:45.01.0 | | Shane Barrett | Q | 120155 | 28 | London, GBR | 17 Apr 83 |
| 2:45.25.0 | | Isabella Woo-de Castella | V | 060971 | 5 | Sydney | 30 Apr 00 |
| 2:45.42.0 | | Emma Murray | A | | 2 | Canberra | 9 Apr 06 |
| 2:45.53.0 | | Tania-Saree Warrick | V | 140768 | 1 | Taraniki, NZL | 9 Mar 97 |
| 2:45.55.0 | | Desiree Letherby | S | 220746 | 7 | Canberra | 8 Apr 84 |
| 2:46.09.0 | | Kate Maslen | N | 161267 | 5 | Gold Coast | 11 Jul 99 |
| 2:46.12.0 | | Loretta McGrath | V | 151170 | 6 | Gold Coast | 3 Jul 05 |
| 2:46.20.0 | | Barbara Byrnes | V | 060152 | 19 | London, GBR | 21 Apr 85 |
| 2:46.21.0 | | Nelly Marmy-Conus | V | 241165 | 2 | Gold Coast | 25 Jun 00 |
| 2:46.30.0 | | Melissa Bulloch | N | | 28 | Chicago, USA | 24 Oct 99 |
| 2:46.32.0 | | Adrienne Beames | V | 070942 | 1 | Scotsdale, USA | 10 Dec 77 |
| 2:46.36.0 | | Tessa Brockwell | V | | 2 | Melbourne | 13 Oct 85 |

100 Metres Hurdles

| | | | | | | | |
|-------|------|------------------|---|--------|---|----------------|-----------|
| 12.93 | +0.9 | Pam Kilborn-Ryan | V | 120839 | 1 | Warsaw, Poland | 28 Jun 72 |
| 12.95 | -0.6 | Sally McLellan | Q | 190986 | 4 | Athens, Greece | 17 Sep 06 |
| 12.98 | +1.8 | Jane Fleming | V | 140465 | 1 | Brisbane | 6 Mar 93 |

| PERFORM | WIND | NAME | ASS | DOB | PLACE | VENUE | DATE |
|---------|------|-----------------------------|-----|--------|-------|------------------------|-----------|
| 13.02 | -1.5 | Glynis Saunders-Nunn-Cearns | Q | 041260 | hep | Los Angeles, USA | 3 Aug 84 |
| 13.09 | +1.8 | Jacquie Munro | N | 041081 | 1 | Darwin | 22 Jun 02 |
| 13.10 | +1.1 | Penny McCallum Gillies | N | 200751 | 1 | Sydney | 23 Mar 80 |
| 13.19 | +1.9 | Fiona Cullen | Q | 310879 | 2 | Darwin | 22 Jun 02 |
| 13.20 | +1.6 | Debbi Edwards | N | 250978 | 2 | Gold Coast | 10 Sep 00 |
| 13.32 | -1.3 | Jayne Beasley Wain. Moyes | W | 250166 | 2 | Sydney | 30 Jan 94 |
| 13.33 | +1.3 | Gaye Murphy Dell | V | 221048 | 1h | Christchurch, NZL | 29 Jan 74 |
| 13.42 | | Jenny Low Laurendet | Q | 050762 | 2 | Sydney | 6 Jan 90 |
| 13.46 | +1.8 | Sally Heagney Bult | W | 031070 | 4 | Melbourne | 2 Mar 00 |
| 13.49 | +1.0 | Georgie Power | V | 041182 | 1 | Brisbane | 25 Mar 01 |
| 13.53 | +1.4 | Miachelle Deverell | A | 070770 | 1 | Alor Setar, Malaysia | 13 Sep 94 |
| 13.54 | +1.4 | Sharon Jaklofsky | Q | 300968 | hep | Auckland, NZL | 27 Jan 90 |
| 13.57 | +1.5 | Simone Purvis | V | 030478 | 2 | Sydney | 17 Aug 96 |
| 13.58 | +1.8 | Kim Wilson-Birrell | N | 221167 | 4 | Brisbane | 6 Mar 93 |
| 13.60 | +1.1 | Robyne Strong Lorroway | V | 200761 | 2 | Sydney | 23 Mar 80 |
| 13.61 | +0.9 | Sherryl Morrow | V | 220373 | hep | Darwin | 7 Jul 00 |
| 13.63 | +0.0 | Maureen Caird | N | 190951 | 5h | Munich, Germany | 4 Sep 72 |
| 13.63 | +2.0 | Kylie Wheeler | W | 170180 | hep | Melbourne | 20 Mar 06 |
| 13.65 | +0.9 | Clare Thompson | Q | 281277 | hep | Darwin | 7 Jul 00 |
| 13.72 | +1.2 | Hayley Cameron | N | 210484 | 4 | Canberra | 26 Jan 06 |
| 13.73 | +1.9 | Kym Burns | V | 250271 | 3 | Perth | 24 Jan 99 |
| 13.74 | +1.0 | Rachel Links | N | 260175 | 6s | Lisbon, Portugal | 21 Jul 94 |
| 13.79 | +1.0 | Jennifer Jones | W | 180148 | 2h | Christchurch, NZL | 29 Jan 74 |
| 13.80 | +1.8 | Gillian Ragus | W | 050476 | 6 | Brisbane | 6 Mar 93 |
| 13.82 | +0.3 | Chris Annison-Stanton | W | 121259 | 1h | Canberra | 30 Mar 85 |
| 13.83 | -1.3 | Dianne Harley-Gardner | Q | 290662 | 4 | Adelaide | 15 Mar 86 |
| 13.87 | +0.6 | Sally Moir | V | 040854 | 3h | Christchurch, NZL | 29 Jan 74 |
| 13.87 | -0.5 | Debbie Bloomfield-Phillips | N | 210663 | 2 | Sydney | 11 Mar 84 |
| 13.87 | +0.3 | Jo Millar-Cubit | T | 230362 | 2h | Canberra | 30 Mar 85 |
| 13.87 | +0.4 | Nicole Gale | N | 070477 | 1 | Sydney | 17 Feb 96 |
| 13.89 | +0.7 | Helen Edwards-Davey | Q | 230258 | 4 | Christchurch, NZL | 31 Jan 81 |
| 13.89 | -0.2 | Jane Jamieson | N | 230675 | hep | Kuala Lumpur, Malaysia | 16 Sep 98 |
| 13.92 | +0.9 | Cheryl Finch-Boswell | S | 180454 | 3 | Brisbane | 4 Sep 82 |
| 13.92 | +1.9 | Jana Pittman | N | 091182 | 3 | Hobart | 30 Jan 00 |
| 13.93 | -0.5 | Donna Collins-Hanna | N | 211073 | 2h | Sydney | 5 Mar 95 |
| 13.93 | +1.1 | Sharon Sutherland | W | 100377 | 1 | Perth | 13 Feb 00 |
| 13.96 | +1.1 | Roxanne Gelle | W | 030958 | 4 | Sydney | 23 Mar 80 |
| 13.96 | +0.1 | Kylie Coombe | Q | 221267 | hep | Adelaide | 9 Mar 92 |
| 13.97 | +1.1 | Louise McKinnon | V | 061059 | 5 | Sydney | 23 Mar 80 |
| 13.97 | +0.5 | Jessie Shepherd | N | 291177 | 6 | Melbourne | 20 Mar 99 |

AUSTRALIAN ALL-TIME LIST (CONTINUED)

| PERFORM | WIND | NAME | ASS | DOB | PLACE | VENUE | DATE |
|---------------|------|----------------------|-----|--------|-------|----------------|-----------|
| manual | | | | | | | |
| 12.5 | +0.9 | Pam Kilborn-Ryan | V | 120839 | 1 | Warsaw, Poland | 28 Jun 72 |
| 12.9 | +1.4 | Jacque Munro | N | 041081 | 1 | Gold Coast | 12 Apr 03 |
| 13.0 | +1.4 | Fiona Cullen | Q | 310879 | 2 | Gold Coast | 12 Apr 03 |
| 13.1 | | Maureen Caird | N | 190951 | 1 | Sydney | 26 Feb 72 |
| 13.2 | | Diane Pease | N | 101245 | 1 | Sydney | 13 Dec 73 |
| 13.5 | | Jennifer Jones | W | 180148 | 1 | Perth | 12 Jan 74 |
| 13.5 | -2.1 | Cheryl Finch-Boswell | S | 180454 | 2 | Melbourne | 21 Mar 76 |
| 13.5 | | Helen Edwards-Davey | Q | 230258 | 2 | Brisbane | 16 Dec 79 |
| 13.5 | | Eileen Hindle | W | 020149 | 1 | Perth | 2 Feb 80 |
| 13.7 | | Helen Windred | N | 020248 | 2h | Melbourne | 11 Mar 70 |
| 13.7 | | Roxanne Gelle | W | 030958 | 1 | Brisbane | 3 Jun 78 |
| 13.7 | | Donna Scott | Q | 230662 | 1 | Brisbane | 18 Nov 78 |
| 13.7 | +1.6 | Kylie Wheeler | W | 170180 | 1 | Perth | 19 May 03 |

400 Metres Hurdles

| | | | | | | | |
|-------|--|--------------------------------|---|--------|----|-------------------|-----------|
| 53.17 | | Debbie Flintoff King | V | 200460 | 1 | Seoul, Sth Korea | 28 Sep 88 |
| 53.22 | | Jana Pittman | N | 091182 | 1 | Paris, France | 28 Aug 03 |
| 55.37 | | Lauren Poetschka | W | 221074 | 1 | Melbourne | 2 Mar 00 |
| 55.50 | | Sonia Brito | V | 100679 | 2 | Brisbane | 13 Apr 02 |
| 55.55 | | Sally Hamilton Fleming | W | 140561 | 1 | Ylievska, Finland | 3 Jul 88 |
| 55.92 | | Gail Millar Luke | T | 250563 | 1 | Adelaide | 7 Mar 92 |
| 56.03 | | Stephanie Price | N | 170772 | 3 | Melbourne | 2 Mar 00 |
| 56.31 | | Jenny Low Laurendet | Q | 050762 | 2 | Sydney | 3 Dec 89 |
| 56.75 | | Adrienne Rainbird Mclvor | Q | 020970 | 1h | Sydney | 25 Feb 00 |
| 56.85 | | Lyn Young Foreman | W | 050357 | 1 | Canberra | 21 Dec 80 |
| 57.04 | | Renee Poetschka | W | 010571 | 1 | Brisbane | 7 Mar 93 |
| 57.06 | | Rebecca Campbell | W | 230176 | 1 | Brisbane | 6 Mar 93 |
| 57.09 | | Evette Cordy | V | 280973 | 2 | Melbourne | 20 Mar 99 |
| 57.23 | | Glynis Saunders-Nunn-Cearns | Q | 041260 | 2 | Melbourne | 20 Mar 83 |
| 57.28 | | Marian Fisher O'Shaughnessy | V | 061154 | 1 | Canberra | 4 Dec 77 |
| 57.35 | | Leisa Bruce Proctor | Q | 070170 | 3 | Adelaide | 7 Mar 92 |
| 57.45 | | Lauren Boden | A | 03088 | 3 | Canberra | 26 Jan 06 |
| 57.51 | | Debbie Cooper Tomsett | V | 090460 | 3 | Melbourne | 1 Apr 84 |
| 57.88 | | Jane Flemming | V | 140465 | 1 | Sydney | 21 Feb 93 |
| 58.01 | | Nioka Gray | N | 300473 | 4 | Sydney | 13 Mar 94 |
| 58.11 | | Kylie Wheeler | W | 170180 | 6 | Brisbane | 11 Feb 00 |
| 58.36 | | Josephine Fowley | N | 280379 | 1h | Sydney | 22 Aug 96 |
| 58.39 | | Helen Carter | W | 090267 | 3 | Brisbane | 7 Mar 93 |
| 58.42 | | Stacey Atterton Quitzau | N | 240960 | 2 | Perth | 22 Mar 79 |
| 58.46 | | Lauren Jauncey | T | 191081 | 1 | Canberra | 5 Feb 05 |

| PERFORM | WIND | NAME | ASS | DOB | PLACE | VENUE | DATE |
|---------|------|---------------------------|-----|--------|-------|-----------|-----------|
| 58.53 | | Carmen de Vlieger Campton | N | 240451 | 3 | Canberra | 4 Dec 77 |
| 58.55 | | Kylie Robertson | N | 260274 | 3 | Adelaide | 26 Jan 96 |
| 58.67 | | Melissa Mackie | A | 080572 | 2 | Canberra | 6 Mar 99 |
| 58.73 | | Marianne Hardstaff | T | 310363 | 4 | Melbourne | 20 Mar 83 |
| 58.77 | | Rebecca Le Tessier | W | 071070 | 3 | Perth | 10 Feb 91 |
| 58.81 | | Rachel Delphin | T | 120883 | 7 | Sydney | 13 Feb 00 |
| 58.97 | | Helen Graham | N | 180265 | 3 | Sydney | 3 Dec 89 |
| 59.05 | | Catriona Larritt | V | 251071 | 3 | Sydney | 5 Mar 95 |
| 59.05 | | Kimberley Crow | V | 090885 | 1 | Melbourne | 8 Dec 01 |
| 59.06 | | Elizabeth Dale | N | 200960 | 2 | Perth | 13 Jan 80 |
| 59.10 | | Cathie Wilson | V | 220467 | 1 | Melbourne | 30 Mar 84 |
| 59.12 | | Simone Bradly | W | 020274 | 1 | Hobart | 7 Dec 90 |
| 59.33 | | Lesley Richards | N | 261063 | 4 | Canberra | 31 Mar 85 |

manual

| | | | | | | | |
|------|--|--------------------|---|--------|---|-----------|----------|
| 58.3 | | Judy Canty Peckham | V | 091250 | 1 | Melbourne | 2 Feb 75 |
| 59.1 | | Lyndley Longstaff | S | 210359 | 2 | Melbourne | 4 Mar 86 |

mixed race

| | | | | | | | |
|------|--|-------------------|---|--------|-----|-------|-----------|
| 56.5 | | Lyn Young Foreman | W | 050357 | mix | Perth | 16 Jan 81 |
|------|--|-------------------|---|--------|-----|-------|-----------|

2000 Metres Steeplechase

| | | | | | | | |
|---------|--|-------------------|---|--------|---|----------------|-----------|
| 6.25.77 | | Melissa Rollison | Q | 130483 | 1 | Sydney | 1 May 00 |
| 6.30.8 | | Mary Fien | N | 010972 | 1 | Sydney | 4 Dec 96 |
| 6.38.00 | | Jessica Gilfillan | Q | 100292 | 1 | Gold Coast | 6 Oct 06 |
| 6.39.32 | | Rachel Green | V | 150789 | 1 | Sydney | 9 Dec 06 |
| 6.42.00 | | Samantha Carberry | V | 91 | 1 | Sydney | 7 Dec 06 |
| 6.42.7 | | Catherine Lamb | N | 010682 | 6 | Sydney | 19 Dec 98 |
| 6.44.37 | | Aleisha Anderson | W | 061185 | 1 | Manchester, UK | 3 Jul 04 |
| 6.47.45 | | Shannon Hill | N | 120683 | 2 | Sydney | 1 May 00 |
| 6.48.40 | | Nikki Egyed | Q | 190482 | 1 | Sydney | 10 Dec 99 |
| 6.48.83 | | Victoria Mitchell | V | 250482 | 1 | Melbourne | 11 Feb 01 |
| 6.49.14 | | Ashlea Gilfillan | Q | 310388 | 1 | Sydney | 20 Jan 05 |
| 6.49.67 | | Pippa Hendon | W | 090787 | 2 | Manchester, UK | 3 Jul 04 |
| 6.52.54 | | Grace Thek | V | 041191 | 2 | Sydney | 7 Dec 06 |
| 6.52.60 | | Kate Sly | V | 290791 | 3 | Sydney | 7 Dec 06 |
| 6.53.08 | | Alexis McKillop | N | 091089 | 2 | Sydney | 9 Dec 06 |
| 6.53.35 | | Marnie Ponton | A | 160384 | 1 | Brisbane | 5 Apr 03 |
| 6.54.04 | | Jocelyn Keage | V | 130184 | 3 | Sydney | 1 May 00 |
| 6.54.12 | | Carrie Bailey | N | 011184 | 1 | Hobart | 25 Mar 00 |
| 6.55.18 | | Sarah Grahame | V | 160989 | 1 | Sydney | 9 Dec 05 |
| 6.56.31 | | Elise Clayton | V | 281090 | 1 | Sydney | 8 Dec 05 |
| 6.57.08 | | Melissa Bell | V | 121090 | 2 | Sydney | 8 Dec 05 |
| 6.58.96 | | Clare McKechnie | V | 270585 | 1 | Hobart | 7 Dec 02 |

AUSTRALIAN ALL-TIME LIST (CONTINUED)

| PERFORM | WIND | NAME | ASS | DOB | PLACE | VENUE | DATE |
|---------------------------------|------|--------------------------|-----|--------|-------|----------------|-----------|
| 7.00.20 | | Georgia Kaidonis | S | 250487 | 1 | Hobart | 6 Dec 02 |
| 7.00.33 | | Libby Clarke | T | 020789 | 4 | Sydney | 9 Dec 06 |
| 7.00.94 | | Lucy Polkinghorne | N | 170386 | 2 | Brisbane | 5 Apr 03 |
| 7.01.6 | | Kristy McCarthy-Villis | S | 071176 | 1 | Adelaide | 12 Nov 05 |
| 7.02.67 | | Bree Keith | N | 300484 | 5 | Sydney | 1 May 00 |
| 7.03.05 | | Kathryn Archbold | N | 030486 | 2 | Hobart | 7 Dec 02 |
| 7.03.08 | | Courtney Jarrett | Q | 061285 | 1 | Brisbane | 12 Dec 03 |
| 7.03.14 | | Alyce McKenzie | Q | 280990 | 1 | Brisbane | 22 Oct 06 |
| 7.03.97 | | Carly Light | S | 150985 | 3 | Melbourne | 8 Dec 01 |
| 7.04.12 | | Isabella Thomson | T | 041289 | 1 | Hobart | 27 Feb 05 |
| 7.04.86 | | Joanna Wall | V | 161283 | 3 | Hobart | 25 Mar 00 |
| 7.05.85 | | Josie Gellert | V | 261186 | 2 | Sydney | 10 Dec 04 |
| 7.06.60 | | Nikki Donnelly | S | 101185 | 1 | Sydney | 10 Jan 03 |
| 7.06.92 | | Alison Burgess | S | 220387 | 1 | Adelaide | 23 Mar 02 |
| 7.08.4 | | Emily Johnson | N | 070288 | 1 | Sydney | 20 Dec 03 |
| 7.08.54 | | Riana Dinsmore | Q | 180585 | 2 | Sydney | 10 Jan 03 |
| 7.08.82 | | Charlotte Wilson | N | 021092 | 2 | Sydney | 7 Dec 06 |
| 7.08.88 | | Tiah Simmons | T | 061284 | 2 | Hobart | 6 Dec 02 |
| 7.09.80 | | Natasha Depetro | V | 250388 | 2 | Sydney | 11 Dec 04 |
| 7.10.43 | | Sophia Kaidonis | S | 010788 | 2 | Sydney | 21 Mar 03 |
| 7.10.55 | | Hollie Emery | N | 050890 | 5 | Sydney | 9 Dec 06 |
| 5.10.76 | | Sarah Hall | Q | 170790 | 2 | Sydney | 9 Dec 06 |
| 7.10.81 | | Margo Mackintosh | Q | 100581 | 1 | Brisbane | 22 Oct 99 |
| 7.10.85 | | Laura Luxford | Q | 050286 | 1 | Brisbane | 14 Nov 03 |
| 7.10.95 | | Holly Pobjie | N | 120988 | 3 | Canberra | 27 Mar 04 |
| mixed race | | | | | | | |
| 6.33.47 | | Marnie Ponton | A | 160384 | mix | Canberra | 18 Nov 06 |
| 6.46.3 | | Donna Tyberek | T | 180677 | mix | Hobart | 20 Nov 99 |
| 6.59.2 | | Jane Mudge | S | 210478 | mix | Adelaide | 9 Feb 00 |
| 7.06.6 | | Elaine Cooper | A | 311059 | mix | Canberra | 13 Jan 00 |
| 7.09.0 | | Kate Seibold-Crosbie | V | 030475 | mix | Melbourne | 26 Nov 05 |
| 7.10.0 | | Jessica Stingmore | W | 180284 | mix | Perth | 27 Jan 01 |
| 7.10.5 | | Fiona Nash | V | 230387 | mix | Melbourne | 27 Oct 01 |
| 3000 Metres Steeplechase | | | | | | | |
| 9.24.29 | | Melissa Rollison | Q | 130483 | 2 | Melbourne | 22 Mar 06 |
| 9.25.05 | | Donna Tyberek-MacFarlane | T | 180677 | 3 | Melbourne | 22 Mar 06 |
| 9.30.84 | | Victoria Mitchell | V | 250482 | 4 | Athens, Greece | 3 Jul 06 |
| 9.56.54 | | Madeleine Heiner | N | 150587 | 3 | Sydney | 19 Jan 06 |
| 10.16.01 | | Leah Rogers | V | 170276 | 2 | Sydney | 25 Feb 00 |
| 10.20.48 | | Mary Fien | N | 010972 | 1 | Sydney | 7 Mar 99 |
| 10.21.21 | | Marnie Ponton | A | 160384 | 1 | Sydney | 30 Jan 04 |

| PERFORM | WIND | NAME | ASS | DOB | PLACE | VENUE | DATE |
|----------|------|------------------------|-----|--------|-------|------------|-----------|
| 10.21.86 | | Aleisha Anderson | W | 061185 | 1 | Brisbane | 26 Jun 04 |
| 10.24.01 | | Kristy McCarthy Villis | S | 071176 | 1 | Adelaide | 15 Jan 06 |
| 10.26.94 | | Pippa Hendon | W | 090787 | 2 | Canberra | 30 Jan 04 |
| 10.27.66 | | Kate Seibold-Crosbie | V | 030475 | 2 | Melbourne | 1 Dec 05 |
| 10.37.50 | | Sarah Grahame | V | 160989 | 5 | Melbourne | 19 Feb 06 |
| 10.38.83 | | Jessica Gilfillan | Q | 100292 | 1 | Gold Coast | 19 Nov 05 |
| 10.39.90 | | Rachel Green | V | 150789 | 7 | Sydney | 5 Feb 06 |
| 10.40.71 | | Georgia Kaidonis | S | 250487 | 2 | Adelaide | 15 Jan 06 |
| 10.42.08 | | Jane Mudge | S | 210478 | 3 | Adelaide | 15 Jan 06 |
| 10.42.58 | | Lee-Anne Turner | S | 290967 | 2 | Brisbane | 3 Apr 03 |
| 10.46.00 | | Clare Stynes | W | 070677 | 1 | Perth | 13 Feb 99 |
| 10.46.78 | | Rachel Green | V | 150789 | 1 | Melbourne | 7 Jan 06 |
| 10.47.82 | | Kathryn Archbold | N | 030486 | 1 | Adelaide | 31 Mar 06 |
| 10.49.17 | | Rebecca Lowe | N | 150988 | 1 | Sydney | 15 Jan 06 |
| 10.51.55 | | Ashlea Gilfillan | Q | 310388 | 4 | Sydney | 27 Feb 04 |
| 10.53.82 | | Emily Johnson | N | 070288 | 1 | Sydney | 16 Jan 04 |
| 10.54.74 | | Erica Sigmont | V | 291182 | 5 | Starkville | 11 May 02 |
| 10.55.46 | | Holly Pobjie | N | 120988 | 5 | Sydney | 27 Feb 04 |
| 10.55.65 | | Elaine Cooper | A | 311059 | 5 | Melbourne | 18 Mar 99 |
| 10.56.58 | | Nikki Egyed | Q | 190482 | 1 | Ballarat | 5 Oct 00 |
| 10.59.78 | | Elise Clayton | V | 281090 | 2 | Melbourne | 7 Jan 06 |
| 11.00.41 | | Jane Ewels | V | 220578 | 6 | Melbourne | 18 Mar 99 |
| 11.00.8m | | Kim Robertson | V | 060477 | 1 | Melbourne | 9 Dec 99 |
| 11.01.42 | | Melissa van de Water | N | 030978 | 1 | Perth | 29 Sep 99 |
| 11.02.58 | | Julia Edwards | V | 060474 | 6 | Melbourne | 19 Feb 06 |
| 11.04.4 | | Cristine Cronin | V | 030668 | 2 | Melbourne | 20 Jan 00 |

3000 Metres Walk

| | | | | | | | |
|----------|--|------------------------|---|--------|---|-----------|-----------|
| 11.51.26 | | Kerry Saxby Junna | N | 020661 | 1 | Melbourne | 7 Feb 91 |
| 12.22.09 | | Gabrielle Blythe | V | 090369 | 2 | Melbourne | 24 Feb 94 |
| 12.26.87 | | Anne Pembroke Manning | N | 131159 | 3 | Melbourne | 24 Feb 94 |
| 12.27.74 | | Jane Saville | N | 051174 | 2 | Melbourne | 25 Feb 93 |
| 12.36.21 | | Natalie Saville | N | 070978 | 1 | Sydney | 9 Dec 95 |
| 12.40.84 | | Teresa Letherby | Q | 050472 | 2 | Melbourne | 29 Feb 96 |
| 12.42.1 | | Sue Orr-Cook | V | 230458 | 1 | Canberra | 10 Mar 84 |
| 12.48.76 | | Lorraine Young Jachno | V | 210959 | 2 | Melbourne | 25 Feb 92 |
| 12.49.14 | | Jenny Jones Billington | Q | 200467 | 3 | Melbourne | 25 Feb 93 |
| 12.51.56 | | Weny Muldoon | V | 270571 | 3 | Melbourne | 29 Feb 96 |
| 12.53.74 | | Linda Coffee | N | 310777 | 1 | Sydney | 9 Dec 95 |
| 13.02.71 | | Sally Pierson | V | 100363 | 1 | Melbourne | 21 Feb 82 |
| 13.03.99 | | Jantien Saltet | N | 240172 | 4 | Brisbane | 31 Jan 93 |
| 13.05.4 | | Bev Wilkins Hayman | N | 090561 | 1 | Sydney | 11 Feb 89 |

AUSTRALIAN ALL-TIME LIST (CONTINUED)

| PERFORM | WIND | NAME | ASS | DOB | PLACE | VENUE | DATE |
|----------|------|---------------------|-----|--------|-------|-----------------|-----------|
| 13.06.03 | | Simone Wolowiec | V | 120274 | 4 | Melbourne | 24 Feb 94 |
| 13.10.80 | | Laura Johnson | N | 310884 | 1 | Nassau, Bahamas | 12 Jul 02 |
| 13.18.48 | | Renee McAskill | N | 110382 | 2 | Sydney | 22 Feb 98 |
| 13.19.5 | | Michelle French | N | 010482 | 1 | Sydney | 27 Nov 99 |
| 13.19.51 | | Cheryl Webb | N | 031076 | 3 | Brisbane | 10 Dec 94 |
| 13.21.45 | | Natalie Camplin | Q | 260369 | 5 | Brisbane | 1 Feb 92 |
| 13.24.17 | | Sharon Schnyder | V | 010764 | 3 | Melbourne | 7 Feb 91 |
| 13.24.87 | | Tanya Holliday | S | 210988 | 1 | Melbourne | 29 Nov 05 |
| 13.26.32 | | Celia Massie Bertei | V | 180166 | 6 | Melbourne | 24 Feb 94 |

mixed race

| | | | | | | | |
|----------|--|------------------------|---|--------|-----|-----------|-----------|
| 12.43.0 | | Michelle French | N | 010482 | mix | Sydney | 8 Nov 97 |
| 12.46.76 | | Jenny Jones Billington | Q | 200467 | mix | Brisbane | 14 Nov 92 |
| 12.48.4 | | Cheryl Webb | N | 031076 | mix | Sydney | 22 Nov 97 |
| 12.48.4 | | Tanya Holliday | S | 210988 | mix | Adelaide | 19 Nov 05 |
| 12.49.2 | | Linda Coffee | N | 310777 | mix | Sydney | 13 Jan 96 |
| 12.51.6 | | Louise Nicholson | V | 261266 | mix | Melbourne | 20 Feb 92 |
| 12.56.6 | | Jane Lewry Barbour | S | 270766 | mix | Adelaide | 5 Mar 94 |
| 12.59.4 | | Bev Wilkins Hayman | N | 090561 | mix | Sydney | 21 Jan 89 |
| 13.13.7 | | Sharon Schnyder | V | 010764 | mix | Melbourne | 14 Nov 91 |
| 13.14.0 | | Tracy Rosengrave | V | 250877 | mix | Melbourne | 4 Mar 00 |
| 13.21.5 | | Kellie Wapshott | V | 230881 | mix | Melbourne | 2 Dec 99 |
| 13.25.1 | | Claire Woods | S | 060781 | mix | Adelaide | 10 Dec 05 |

5000 Metres Walk

| | | | | | | | |
|----------|--|------------------------|---|--------|---|-----------|-----------|
| 20.03.0 | | Kerry Saxby Junna | N | 020661 | 1 | Sydney | 11 Feb 96 |
| 21.32.26 | | Jane Saville | N | 051174 | 1 | Melbourne | 1 Mar 97 |
| 21.45.16 | | Lisa Sheridan Paolini | N | 101262 | 1 | Sydney | 20 Feb 00 |
| 21.50.87 | | Natalie Saville | N | 070978 | 1 | Melbourne | 19 Feb 06 |
| 21.59.0 | | Teresa Letherby | Q | 050472 | 3 | Sydney | 11 Feb 96 |
| 22.01.50 | | Linda Coffee | N | 310777 | 2 | Sydney | 18 Feb 96 |
| 22.04.39 | | Cheryl Webb | N | 031076 | 3 | Brisbane | 3 Mar 06 |
| 22.04.42 | | Sue Orr Cook | V | 230458 | 1 | Melbourne | 1 Apr 84 |
| 22.05.76 | | Michelle French | A | 010482 | 2 | Melbourne | 19 Feb 06 |
| 22.08.5 | | Jenny Jones Billington | Q | 200467 | 4 | Brisbane | 6 Mar 93 |
| 22.15.0 | | Sally Pierson | V | 100363 | 1 | Melbourne | 27 Jan 84 |
| 22.15.5 | | Jane Lewry Barbour | S | 270766 | 1 | Adelaide | 16 Feb 94 |
| 22.17.32 | | Lorraine Young Jachno | V | 210959 | 4 | Sydney | 4 Jan 90 |
| 22.31.18 | | Lisa Grant | N | 260485 | 3 | Sydney | 7 Jan 06 |
| 22.34.75 | | Kellie Wapshott | V | 230381 | 3 | Melbourne | 19 Feb 06 |
| 22.37.8 | | Bev Wilkins Hayman | N | 090561 | 1 | Sydney | 5 Nov 88 |
| 22.40.3 | | Sharon Schnyder | V | 010764 | 1 | Bendigo | 25 Jan 92 |
| 22.41.2 | | Louise Nicholson | V | 261266 | 1 | Melbourne | 5 Jan 92 |

| PERFORM | WIND | NAME | ASS | DOB | PLACE | VENUE | DATE |
|----------|------|---------------------|-----|--------|-------|-----------|-----------|
| 22.43.34 | | Megan Szirom | V | 180877 | 4 | Melbourne | 19 Feb 06 |
| 22.44.66 | | Renee McAskill | N | 110382 | 3 | Sydney | 7 Mar 96 |
| 22.44.93 | | Claire Woods | S | 060781 | 4 | Melbourne | 3 Mar 06 |
| 22.49.3 | | Jill Barrett-Maybir | Q | 130764 | 7 | Sydney | 10 Mar 96 |
| 22.52.70 | | Laura Johnson | N | 310884 | 1 | Darwin | 28 Jun 02 |
| 22.59.19 | | Rachel Thompson | N | 211162 | 2 | Sydney | 24 Feb 85 |

mixed race

| | | | | | | | |
|----------|--|-----------------------|---|--------|-----|-----------|-----------|
| 21.25.6 | | Anne Pembroke Manning | N | 131159 | mix | Sydney | 12 Feb 94 |
| 21.44.6 | | Natalie Saville | N | 070978 | mix | Sydney | 6 Jan 96 |
| 21.47.6 | | Gabrielle Blythe | V | 090369 | mix | Canberra | 12 Mar 93 |
| 22.07.5 | | Tanya Holliday | S | 210988 | mix | Adelaide | 26 Nov 05 |
| 22.13.0 | | Simone Wolowiec | V | 120274 | mix | Melbourne | 20 Nov 97 |
| 22.15.5 | | Michelle French | N | 010482 | mix | Sydney | 20 Dec 97 |
| 22.24.9 | | Wendy Muldoon | V | 270571 | mix | Melbourne | 9 Mar 95 |
| 22.29.2 | | Cheryl Webb | N | 031076 | mix | Sydney | 15 Nov 97 |
| 22.34.30 | | Jo Strangman | A | 171175 | mix | Canberra | 17 Feb 95 |
| 22.36.6 | | Jantien Saltet | N | 240172 | mix | Sydney | 28 Nov 92 |
| 22.44.6 | | Celia Massie-Bertei | V | 180166 | mix | Melbourne | 14 Mar 91 |
| 22.49.1 | | Claire Woods | S | 060781 | mix | Adelaide | 4 Jan 01 |
| 22.58.60 | | Kellie Wapshott | V | 230381 | mix | Canberra | 3 Jan 06 |

10km Walk (Road)

| | | | | | | | |
|---------|--|------------------------|---|--------|----|----------------------------|-----------|
| 41.30.0 | | Kerry Saxby Junna | N | 020661 | 1 | Canberra | 27 Aug 88 |
| 42.15.0 | | Jane Saville | N | 051174 | 6 | Eisenhuettenstadt, Germany | 8 May 99 |
| 43.28.0 | | Gabrielle Blythe | V | 090369 | - | Hawkesbury | 10 Jul 93 |
| 44.27.0 | | Anne Pembroke-Manning | N | 131159 | 1 | Melbourne | 21 Jan 96 |
| 45.10.0 | | Natalie Saville | N | 070978 | 2 | Melbourne | 27 Feb 97 |
| 45.18.0 | | Jill Barrett-Maybir | Q | 130764 | 3 | Melbourne | 27 Feb 97 |
| 45.19.0 | | Sue Cook | V | 230458 | 1 | Brisbane | 28 Jun 87 |
| 45.22.0 | | Wendy Muldoon | V | 270571 | 1 | Melbourne | 19 Jul 98 |
| 45.25.0 | | Lorraine Young-Jachno | V | 210959 | 1 | Melbourne | 19 May 91 |
| 45.25.0 | | Wendy Muldoon | V | 270571 | 28 | Eisenhuettenstadt, Germany | 11 May 96 |
| 45.38.0 | | Sally Pierson | V | 100363 | 1 | Melbourne | 8 May 82 |
| 45.40.0 | | Simone Wolowiec | V | 120274 | 1 | Melbourne | 14 Dec 97 |
| 45.51.0 | | Jane Lewry-Barbour | S | 090561 | 2 | Melbourne | 21 Jan 96 |
| 46.06.0 | | Jenny Jones-Billington | Q | 200467 | 1 | Canberra | 28 Aug 93 |
| 46.06.0 | | Teresa Letherby | Q | 050472 | 3 | Melbourne | 17 Dec 95 |
| 46.43.0 | | Cheryl Webb | N | 031076 | - | Rio Maior, Portugal | 15 Apr 00 |
| 46.50.0 | | Bev Wilkins-Hayman | N | 090561 | 1 | Richmond | 24 May 86 |
| 47.01.0 | | Linda Coffee | N | 310777 | 1 | Naumburg, Germany | 28 Apr 96 |
| 47.02.0 | | Celia Massie-Bertei | V | 180166 | 2 | Melbourne | 19 May 91 |
| 47.11.0 | | Kellie Wapshott | V | 230381 | 2 | Melbourne | 17 Jul 05 |

AUSTRALIAN ALL-TIME LIST (CONTINUED)

| PERFORM | WIND | NAME | ASS | DOB | PLACE | VENUE | DATE |
|---------|------|--------------------------|-----|--------|-------|------------------|-----------|
| 47.19.0 | | Claire Woods | S | 060781 | 2 | Hobart | 27 Aug 06 |
| 47.25.0 | | Sharon Schnyder | V | 010764 | 3 | Melbourne | 25 Aug 91 |
| 47.25.0 | | Lyn Ventris | W | 021056 | 1 | Sydney | Jun 01 |
| 47.26.0 | | Sue Narbey | W | 251164 | 2 | Canberra | 24 Aug 85 |
| 47.28.0 | | Carolyn Vanstan-Ferguson | V | 140868 | 4 | Melbourne | 25 Aug 91 |
| 47.28.0 | | Jo Strangman | A | 171175 | 5 | Canberra | 29 Jan 95 |
| 47.30.0 | | Lisa Grant | N | 260485 | 3 | Hobart | 27 Aug 06 |
| 47.31.0 | | Brook Keys | N | | 1 | Sydney | 12 Nov 06 |
| 47.34.0 | | Megan Szirom | V | 180877 | - | Melbourne | 2 Jul 06 |
| 47.34.0 | | Michelle French | N | 010482 | - | Melbourne | 2 Jul 06 |
| 47.41.0 | | Jantien Saltet | N | 240172 | 6 | Canberra | 25 Jan 93 |
| 47.41.0 | | Tanya Holliday | S | 210988 | 1 | Sydney | 4 Feb 06 |
| 47.42.0 | | Rachel Thompson | N | 211162 | 1 | Sydney | 28 Apr 84 |
| 47.42.0 | | Lisa Sheridan-Paolini | N | 101262 | 1 | Melbourne | 6 Aug 00 |
| 48.00.0 | | Natalie Camplin | Q | 260369 | 6 | Adelaide | 4 Mar 92 |
| 48.11.0 | | Tracy Rosengrave | V | 250877 | 1 | Melbourne | 15 Jul 01 |
| 48.26.0 | | Jenny Crooks | S | 090476 | 9 | Melbourne | 27 Feb 97 |
| 48.44.0 | | Karen Iselin | Q | 210956 | 1 | Brisbane | 23 Jul 89 |
| 48.47.0 | | Anne Ryan | N | 020762 | 3 | Adelaide | 26 Jun 83 |
| 48.52.0 | | Natalie McKean | N | 130671 | 8 | Melbourne | 25 Aug 91 |
| 48.57.0 | | Megan Peters | V | 180877 | 2 | Melbourne | 29 Jun 03 |
| 49.05.0 | | Miriam Harding | A | 020656 | 1 | Canberra | 27 May 89 |
| 49.06.0 | | Louise Nicholson | V | 261266 | 4 | Melbourne | 8 Dec 91 |
| 49.21.0 | | Laura Johnson | N | 310884 | 2 | Sydney | 26 Jul 03 |
| 49.32.0 | | Debbie Foster | T | 201279 | 1 | Ballarat | 11 May 97 |
| 49.34.0 | | Fiona Alldis | N | 300788 | 2 | Canberra | 31 Jan 04 |
| 49.37.0 | | Heather McDonald | V | 130849 | 24 | Grassau, Austria | 16 Jun 90 |

20km Walk

| | | | | | | | |
|-----------|--|------------------------|---|--------|----|-------------------|-----------|
| 1:27.44.0 | | Jane Saville | N | 051174 | 4 | Naumburg, Germany | 2 May 04 |
| 1:29.36.0 | | Kerry Saxby-Junna | N | 020661 | 2 | Naumburg, Germany | 30 Apr 00 |
| 1:31.34.0 | | Natalie Saville | N | 070978 | 25 | Naumburg, Germany | 2 May 04 |
| 1:31.43.0 | | Cheryl Webb | N | 031076 | 26 | Naumburg, Germany | 2 May 04 |
| 1:33.00.0 | | Lisa Sheridan-Paolini | N | 101262 | 1 | Sydney | 8 Jul 00 |
| 1:34.27.0 | | Anne Pembroke-Manning | N | 131159 | 1 | Hawkesbury | 10 Jul 93 |
| 1:34.35.0 | | Wendy Muldoon | V | 270571 | 1 | Melbourne | 16 Aug 98 |
| 1:34.44.0 | | Simone Wolowiec | V | 120274 | 1 | Canberra | 16 Jan 00 |
| 1:34.44.0 | | Lyn Ventris | W | 021056 | 1 | Melbourne | 16 Dec 01 |
| 1:35.18.0 | | Claire Woods | S | 060781 | 18 | Yangzhou, China | 22 Apr 06 |
| 1:35.45.0 | | Kellie Wapshott | V | 230881 | 2 | Geelong | 2 Dec 06 |
| 1:36.16.0 | | Jenny Jones-Billington | Q | 200467 | 2 | Hawkesbury | 10 Jul 93 |
| 1:36.19.0 | | Sally Pierson | V | 100363 | 1 | Melbourne | 15 Jul 84 |

| PERFORM | WIND | NAME | ASS | DOB | PLACE | VENUE | DATE |
|-----------|------|--------------------------|-----|--------|-------|------------|-----------|
| 1:36.23.0 | | Sue Orr-Cook | V | 230458 | 1 | Canberra | 7 Jul 84 |
| 1:36.40.0 | | Lisa Grant | N | 260485 | 4 | Sydney | 4 Feb 06 |
| 1:36.53.0 | | Megan Szirom | V | 180877 | 1 | Melbourne | 2 Jul 06 |
| 1:37.32.0 | | Michelle French | N | 010482 | 4 | Geelong | 2 Dec 06 |
| 1:37.34.0 | | Teresa Letherby | Q | 050472 | 2 | Adelaide | 3 Sep 95 |
| 1:37.48.0 | | Jill Barrett-Maybir | NT | 130764 | 1 | Sydney | 7 Sep 97 |
| 1:37.59.0 | | Bev Wilkins-Hayman | N | 090561 | 1 | Sydney | 15 Jul 89 |
| 1:39.02.0 | | Jane Lewry-Barbour | S | 270766 | 3 | Hawkesbury | 10 Jul 93 |
| 1:39.03.0 | | Jo Strangman | A | 171175 | 1 | Sydney | 5 Aug 95 |
| 1:39.49.0 | | Sue Narbey | W | 251164 | 1 | Perth | 13 Jul 85 |
| 1:40.02.0 | | Gabrielle Blythe | V | 090369 | 1 | Melbourne | 24 May 92 |
| 1:40.36.0 | | Sharon Schnyder | V | 010764 | 1 | Adelaide | 14 Jul 91 |
| 1:40.38.0 | | Jenny Crooks | S | 090476 | 2 | Melbourne | 1 Sep 96 |
| 1:40.49.0 | | Carolyn Vanstan-Ferguson | V | 140868 | 1 | Melbourne | 8 Sep 91 |
| 1:40.49.0 | | Tracy Rosengrave | V | 250877 | 3 | Melbourne | 6 Jul 97 |
| 1:41.17.0 | | Anne Ryan | N | 020762 | 3 | Canberra | 13 Jul 85 |
| 1:41.29.0 | | Lorraine Young-Jachno | V | 210959 | 2 | Richmond | 14 Jul 90 |
| 1:42.17.0 | | Lara Kara-Ali | S | 060278 | 4 | Melbourne | 12 Dec 99 |
| 1:42.22.0 | | Heather McDonald | V | 130849 | 1 | Melbourne | 12 Sep 93 |
| 1:42.46.0 | | Laura Johnson | N | 310884 | 6 | Sydney | 28 Feb 04 |

High Jump

| | | | | | | | |
|------|--|-----------------------|---|--------|-----|---------------------|-----------|
| 1.98 | | Vanessa Browne-Ward | W | 050163 | 1 | Perth | 12 Feb 89 |
| 1.98 | | Alison Inverarity | W | 120870 | 1 | Ingolstadt, Germany | 17 Jul 94 |
| 1.96 | | Chris Annison-Stanton | W | 121259 | hep | Adelaide | 26 Jan 85 |
| 1.95 | | Gai Kapernick | Q | 200970 | 1 | Melbourne | 7 Feb 91 |
| 1.93 | | Katrina Gibbs-Morrow | N | 070459 | 1 | Edmonton, Canada | 11 Aug 78 |
| 1.93 | | Petrina Price | N | 260484 | 1 | Sydney | 15 Nov 03 |
| 1.91 | | Deann Bopf | Q | 130262 | 1 | Brisbane | 4 Jan 90 |
| 1.91 | | Andrea Hughes | T | 121273 | 2 | Perth | 13 Feb 94 |
| 1.91 | | Ellen Pettitt | W | 130586 | 1 | Melbourne | 9 Mar 06 |
| 1.90 | | Sharon Barber-Carlin | S | 290865 | 3 | Perth | 27 Mar 88 |
| 1.90 | | Lisa Bruty | V | 020577 | 1 | Sydney | 10 Aug 98 |
| 1.88 | | Jenny Talbot | V | 140764 | 3 | Adelaide | 16 Mar 86 |
| 1.88 | | Sherryl Morrow | V | 220373 | hep | Melbourne | 19 Dec 98 |
| 1.88 | | Sophia Begg | N | 140688 | 1 | Sydney | 11 Dec 05 |
| 1.87 | | Jane Flemming | V | 140465 | hep | Adelaide | 14 Mar 87 |
| 1.87 | | Jo Millar Cubit | T | 230362 | hep | Adelaide | 14 Mar 87 |
| 1.87 | | Loretta Kiss | T | 040170 | 1 | Hobart | 28 Oct 89 |
| 1.86 | | Ann Divito-Turnbull | S | 101162 | hep | Melbourne | 9 Mar 85 |
| 1.86 | | Donna Robertson | N | 271061 | 1 | Sydney | 21 Dec 85 |
| 1.86 | | Leah Cranston | Q | 250270 | 2 | Brisbane | 16 Feb 86 |

AUSTRALIAN ALL-TIME LIST (CONTINUED)

| PERFORM | WIND | NAME | ASS | DOB | PLACE | VENUE | DATE |
|-------------------|------|--------------------------------|-----|--------|-------|-------------------|-----------|
| 1.86 | | Joanne Lamont | V | 230867 | 1 | Adelaide | 14 Mar 86 |
| 1.86 | | Cathy Lee | S | 080562 | 2 | Adelaide | 26 Feb 89 |
| 1.86 | | Jane Jamieson | N | 230675 | hep | Goteborg, Sweden | 9 Aug 95 |
| 1.86 | | Belinda Blay | V | 191176 | 2 | Melbourne | 29 Feb 96 |
| 1.86 | | Carmen Hunter | Q | 261078 | 1 | Melbourne | 14 Mar 98 |
| 1.86 | | Leah Alexander | V | 020482 | 1 | Canberra | 13 Dec 98 |
| 1.86 | | Claire Mallett | N | 291284 | 1 | Sydney | 10 Apr 05 |
| 1.86 | | Kylie Wheeler | W | 170180 | 1 | Brisbane | 26 Nov 05 |
| 1.85 | | Melissa Harris | N | 060177 | 2 | Canberra | 27 Jan 92 |
| 1.85 | | Jane Millington | W | 160776 | 3 | Perth | 13 Feb 94 |
| 1.85 | | Gabrielle Conroy | N | 270875 | 2 | Walnut, USA | 17 Apr 99 |
| 1.85 | | Karen Dickson | W | 161080 | 1 | Perth | 26 Nov 00 |
| 1.85 | | Alexandra Church | N | 140184 | 1 | Tallahassee, USA | 21 Mar 03 |
| 1.84 | | Joanne Gracey | Q | 240265 | 3 | Sydney | 30 Jan 94 |
| 1.84 | | Lauren Foote | S | 270484 | 1 | Adelaide | 14 Jan 06 |
| 1.835 | | Michele Brown | N | 030739 | 1 | Sydney | 1 Nov 64 |
| 1.83 | | Sandra Moran | S | 050261 | 2 | Adelaide | 26 Feb 83 |
| 1.83 | | Glynis Saunders-Nunn-Cearns | Q | 041260 | hep | Canberra | 14 Apr 84 |
| 1.83 | | Casey Narrier | W | 290585 | 1 | Perth | 16 Mar 02 |
| 1.82 | | Cathy Soanes | V | 090257 | 3 | Perth | 25 Mar 79 |
| 1.82 | | Tracey Hinde | Q | 050164 | 1 | Adelaide | 7 Dec 80 |
| 1.82 | | Tracey Brand | Q | 050165 | 1 | Hobart | 12 Dec 82 |
| 1.82 | | Cathy Sharpe | N | 080267 | 2 | Hobart | 12 Dec 82 |
| 1.82 | | Theresa Martin | Q | 080472 | 1 | Sydney | 3 Mar 88 |
| 1.82 | | Kylie Coombe | Q | 221267 | hep | Sydney | 2 Dec 89 |
| 1.82 | | Karina Turner | S | 160872 | 4 | Adelaide | 7 Mar 92 |
| 1.82 | | Kathy Spalding | V | 300581 | 1 | Melbourne | 13 Feb 98 |
| 1.82 | | Ebony McIver | Q | 241080 | 1 | Melbourne | 18 Mar 99 |
| 1.82 | | Peta Mason | Q | 250479 | 1 | Brisbane | 16 Feb 02 |
| 1.82 | | Matilda Gunn | Q | 190686 | 1 | Brisbane | 18 Sep 02 |
| indoors | | | | | | | |
| 1.87 | | Alexandra Church | N | 140184 | 2 | Fayetteville, USA | 14 Mar 03 |
| Pole Vault | | | | | | | |
| 4.62 | | Kym Howe | W | 120680 | 1 | Melbourne | 25 Mar 06 |
| 4.60 | | Emma George | V | 011174 | 1 | Sydney | 20 Feb 99 |
| 4.58 | | Tatiana Grigorieva | S | 081075 | 2 | Daegu, Korea | 28 Sep 06 |
| 4.40 | | Wendy Young | S | 180384 | 1 | Adelaide | 20 Mar 04 |
| 4.40 | | Alana Boyd | Q | 100584 | 1 | Brisbane | 24 Nov 06 |
| 4.32 | | Vicky Parnov | W | 241090 | 2 | Jockgrim, Germany | 19 Jul 06 |
| 4.30 | | Bridgid Isworth | V | 151081 | 1 | Hamilton, NZL | 6 Feb 02 |

| PERFORM | WIND | NAME | ASS | DOB | PLACE | VENUE | DATE |
|---------|------|------------------------|-----|--------|-------|--------------------|-----------|
| 4.30 | | Rosanna Dittton | V | 070679 | 2 | Sydney | 28 Feb 04 |
| 4.25 | | Rachael Dacy | V | 101176 | 1 | Melbourne | 6 Apr 02 |
| 4.20 | | Katrina Miroshnichenko | Q | 120186 | 5 | Canberra | 26 Jan 06 |
| 4.20 | | Jacinta Lynn | V | 120285 | 6 | Canberra | 26 Jan 06 |
| 4.10 | | Charmaine Lucock | Q | 080487 | 2 | Brisbane | 20 Mar 05 |
| 4.10 | | Amy Beckman | Q | 110583 | 2 | Gold Coast | 14 Jan 06 |
| 4.02 | | Christie Elwin | S | 040681 | 5 | Columbus, USA | 30 May 03 |
| 4.00 | | Tracey Shepherd | W | 290669 | 2 | Sydney | 10 Aug 98 |
| 4.00 | | Jana Tankosic | S | 100486 | 1 | Adelaide | 17 Jan 06 |
| 4.00 | | Simone Carre | V | 221082 | =4 | Melbourne | 18 Feb 06 |
| 3.90 | | Tracy Young | S | 180384 | 2 | Adelaide | 6 Feb 03 |
| 3.90 | | Miranda Tiong | W | 160988 | 1 | Perth | 15 Jan 05 |
| 3.90 | | Rachel Birtles | W | 220590 | 1 | Perth | 5 Nov 06 |
| 3.85 | | Lauren Eley | S | 061283 | 1 | Adelaide | 8 Dec 00 |
| 3.85 | | Erryn Boxall | W | 311084 | 7 | Perth | 16 Mar 02 |
| 3.85 | | Sarah Wiltshire | V | 200379 | 1 | Melbourne | 22 Oct 05 |
| 3.80 | | Jamie Scroop | S | 290388 | 7 | Sherbrooke, Canada | 11 Jul 03 |
| 3.75 | | Melanie O'Brien | V | 190576 | =4 | Melbourne | 14 Mar 98 |
| 3.75 | | Ashlee Hayes | V | 221184 | 1 | Melbourne | 29 Jul 00 |
| 3.75 | | Barbara Breda | S | 200781 | 1 | Adelaide | 16 Dec 04 |
| 3.75 | | Melanie Adams | V | 210788 | 1 | Melbourne | 29 Nov 05 |
| 3.75 | | Fiona Buchanan | V | 071281 | 7 | Melbourne | 4 Mar 06 |
| 3.75 | | Jacqui Williams | V | 191188 | 8 | Melbourne | 4 Mar 06 |
| 3.70 | | Jenny Lovell | S | 140283 | 1 | Adelaide | 28 Mar 98 |
| 3.70 | | Debbie Hundt | Q | 301180 | 2 | Canberra | 11 Dec 98 |
| 3.70 | | Amanda Bisk | W | 030386 | 4 | Perth | 15 Jan 05 |
| 3.65 | | Cathy Georgiou | V | 050977 | 3 | Melbourne | 6 Apr 02 |
| 3.64 | | Liz Parnov | W | 090594 | 1 | Sydney | 7 Dec 06 |
| 3.60 | | Melissa Harris | N | 060177 | 1 | Sydney | 7 Mar 96 |
| 3.60 | | Kym Lawson | V | 150682 | 2 | Melbourne | 11 Dec 01 |
| 3.60 | | Kelly Wright | Q | 140684 | 2 | Gold Coast | 23 Nov 02 |
| 3.60 | | Taryn Neville | W | 081082 | 2 | Perth | 16 Oct 04 |
| 3.60 | | Jeanie Paton | Q | 161083 | 2 | Brisbane | 24 Nov 06 |
| 3.60 | | Amanda Bartrim | N | 150791 | 1 | Sydney | 9 Dec 06 |
| 3.60 | | Ellen Pearce | W | 140492 | 3 | Sydney | 9 Dec 06 |
| 3.56 | | Jennifer Chan | V | 171189 | 1 | Melbourne | 29 Nov 05 |
| 3.55 | | Sarsha McGowan | Q | 220883 | 5 | Brisbane | 23 Mar 01 |
| 3.55 | | Tereza Vodesil | W | 190587 | 1 | Perth | 2 Mar 03 |
| 3.55 | | Gabriela Kruger | N | 250986 | 3 | Sydney | 9 Apr 05 |
| 3.50 | | Andrea Hopkin | W | 290676 | 3 | Sydney | 9 Mar 96 |
| 3.50 | | Danielle Wyke | V | 241078 | 1 | Melbourne | 7 Feb 97 |
| 3.50 | | Lara Buggy | W | 150879 | 7 | Melbourne | 28 Feb 97 |

AUSTRALIAN ALL-TIME LIST (CONTINUED)

| PERFORM | WIND | NAME | ASS | DOB | PLACE | VENUE | DATE |
|---------|------|---------------------|-----|--------|-------|------------|-----------|
| 3.50 | | Belinda Barnes | S | 220977 | 2 | Adelaide | 6 Feb 99 |
| 3.50 | | Alice Hawryskiewicz | S | 010983 | 2 | Adelaide | 8 Mar 00 |
| 3.50 | | Dawn Hartigan | V | 131156 | =1 | Melbourne | 19 Mar 02 |
| 3.50 | | Meredith Jones | N | | 1 | Sydney | 26 Oct 02 |
| 3.50 | | Anthea Kotyla | S | 210984 | 1 | Adelaide | 16 Nov 02 |
| 3.50 | | Laura Rudaks | S | 230590 | 1 | Adelaide | 13 Mar 05 |
| 3.50 | | Stephanie Weg | V | 220380 | 1 | Melbourne | 10 Dec 05 |
| 3.50 | | Sarah Green | W | 260690 | 2 | Sydney | 8 Dec 05 |
| 3.50 | | Melanie Venn | S | 170783 | 2 | Adelaide | 14 Jan 06 |
| 3.45 | | Jackie Robbins | V | 200282 | 1 | Melbourne | 22 Nov 97 |
| 3.45 | | Helen Szuster | S | 280883 | 1 | Canberra | 10 Dec 98 |
| 3.45 | | Rebecca Weisz | V | 130380 | 1 | Melbourne | 29 Jan 01 |
| 3.45 | | Danielle Dwyer | T | 031186 | 1 | Launceston | 22 Oct 06 |
| 3.41 | | Katherine Rogers | W | 170186 | 2 | Perth | 2 Dec 01 |
| 3.40 | | Belinda Tolley | V | 290176 | 1 | Melbourne | 7 Feb 98 |
| 3.40 | | Tammy Newport | N | 220381 | 2 | Sydney | 29 Jul 00 |
| 3.40 | | Naomi Bligh | N | 060986 | 2 | Sydney | 3 Feb 02 |
| 3.40 | | Jessica Turner | V | 230283 | 4 | Melbourne | 1 Feb 03 |
| 3.40 | | Georgia White | V | 030987 | 1 | Sydney | 12 Dec 04 |
| 3.35 | | Alexia Alle | Q | 141179 | qual | Melbourne | 13 Mar 98 |
| 3.35 | | Danielle O'Reilly | S | 051088 | 4 | Adelaide | 24 Mar 02 |
| 3.35 | | Fiona Turner | V | 191181 | 3 | Melbourne | 13 Mar 03 |
| 3.35 | | Angela Li | Q | 041189 | 3 | Sydney | 9 Dec 05 |
| 3.35 | | Samantha Lee | Q | 171291 | 4 | Sydney | 9 Dec 06 |
| 3.30 | | Jessica Lauder | S | 050982 | 3 | Adelaide | 26 Jan 98 |
| 3.30 | | Allisha McKenzie | Q | 270480 | 1 | Brisbane | 15 Feb 98 |
| 3.30 | | Belinda Gates | N | 130982 | 1 | Canberra | 7 Mar 98 |
| 3.30 | | Dhana-Maree Crozier | A | 150471 | 2 | Canberra | 11 Mar 00 |
| 3.30 | | Emily Zerella | V | | 2 | Sydney | 7 Dec 06 |
| 3.25 | | Jessica Lyden | T | 070583 | 1 | Hobart | 3 Mar 02 |
| 3.25 | | Adele Holland | V | 240587 | 8 | Melbourne | 7 Feb 04 |
| 3.25 | | Karina Thompson | V | 180585 | 2 | Melbourne | 18 Nov 06 |

indoors

| | | | | | | | |
|------|--|----------------|---|--------|---|------------------|----------|
| 4.02 | | Christie Elwin | S | 040681 | 4 | Gainesville, USA | 2 Mar 03 |
|------|--|----------------|---|--------|---|------------------|----------|

Long Jump

| | | | | | | | |
|------|------|------------------------|---|--------|---|----------------|-----------|
| 7.00 | +1.8 | Bronwyn Thompson | Q | 290178 | 1 | Melbourne | 7 Mar 02 |
| 6.87 | +0.1 | Nicole Boegman | N | 050367 | 1 | Gateshead, GBR | 14 Aug 88 |
| 6.86 | +1.5 | Robyne Strong-Lorraway | V | 200761 | 1 | Canberra | 23 Feb 86 |
| 6.78 | +1.4 | Jane Flemming | V | 140465 | 1 | Auckland, NZL | 2 Feb 90 |
| 6.70 | +1.8 | Lyn Tillet-Jacenko | N | 150853 | 1 | Brisbane | 18 Mar 78 |

| PERFORM | WIND | NAME | ASS | DOB | PLACE | VENUE | DATE |
|---------|------|--------------------------------|-----|--------|-------|------------------|-----------|
| 6.66 | -0.8 | Glynis Saunders-Nunn-Cearns | Q | 041260 | hep | Los Angeles, USA | 4 Aug 84 |
| 6.66 | +0.8 | Kerrie Perkins-Taurima | A | 020479 | - | Melbourne | 9 Mar 06 |
| 6.64 | +1.0 | Jacinta Boyd | Q | 100286 | 1 | Canberra | 3 Jan 06 |
| 6.62 | | Linda Parr-Garden | N | 171055 | 1 | Auckland, NZL | 25 Jan 81 |
| 6.58 | +0.7 | Erica Nixon-Hooker | Q | 151253 | 2 | Edmonton, Canada | 11 Aug 78 |
| 6.57 | -1.8 | Kylie Reed | W | 171274 | 1 | Sydney | 27 Feb 00 |
| 6.57 | +0.2 | Kylie Wheeler | W | 170180 | hep | Daegu, Sth Korea | 21 Aug 03 |
| 6.49 | +1.1 | Kym Burns | V | 250271 | 1 | Melbourne | 4 Feb 99 |
| 6.47 | +1.8 | Jane Jamieson | N | 230675 | 3 | Melbourne | 14 Mar 98 |
| 6.46 | +1.0 | Megan McLean-Cleary | V | 090364 | 1 | Canberra | 16 Nov 85 |
| 6.45 | +0.8 | Shermin Oksuz | W | 240384 | 1 | Brisbane | 24 Mar 01 |
| 6.43 | +1.7 | Sharon Sutherland | W | 100377 | 4 | Brisbane | 25 Mar 01 |
| 6.43 | +0.8 | Lisa Morrison | N | 241281 | 3 | Canberra | 3 Jan 06 |
| 6.42 | +1.0 | Naomi Bligh | N | 060986 | 3 | Brisbane | 26 Jun 04 |
| 6.40 | +1.8 | Chris Annison-Stanton | W | 121259 | 1 | Adelaide | 21 Mar 81 |
| 6.36 | +2.0 | Sandra Priestley | Q | 210565 | 2 | Canberra | 6 Mar 86 |
| 6.36 | | Jo Millar Cubit | T | 230362 | 2 | Sydney | 28 Mar 87 |
| 6.36 | +2.0 | Vicki Piggins | N | 151175 | 1 | Sydney | 13 Dec 97 |
| 6.35 | | Sharon Jaklofsky | Q | 300968 | 3 | Starkville, USA | 16 May 92 |
| 6.33 | | Helen Frith | N | 120739 | 1 | Sydney | 13 Feb 65 |
| 6.33 | | Kim Thorley | Q | 181064 | - | Perth | 15 Dec 79 |
| 6.33 | +1.7 | Chris Sharp | V | 181262 | 1 | Melbourne | 5 Mar 89 |
| 6.33 | +1.5 | Kathleen Norman | Q | 220880 | 2 | Brisbane | 25 Aug 01 |
| 6.31 | | Diane Pease | N | 101245 | 1 | Sydney | 13 Mar 71 |
| 6.30 | +2.0 | Ann Divito-Turnbull | S | 101162 | 3 | Adelaide | 14 Mar 84 |
| 6.30 | +1.1 | Fleur Castlereagh | N | 240477 | 2 | Melbourne | 17 Feb 05 |
| 6.29 | | Lenore Liscombe | Q | 310746 | 1 | Brisbane | 5 Mar 66 |
| 6.29 | +1.1 | Peta Kennedy | V | 200571 | 1 | Melbourne | 1 Apr 90 |
| 6.28 | | Chris Booth | N | 151155 | 1 | Sydney | 7 Feb 79 |
| 6.26 | | Eileen Hindle | W | 020149 | 1 | Perth | 25 Mar 73 |
| 6.26 | +0.4 | Emma Cochrane | V | 051279 | 6 | Brisbane | 25 Mar 01 |
| 6.25 | | Jan Carroll | W | 030944 | 1 | Perth | 4 Dec 65 |
| 6.25 | +1.7 | Tambi Jogis | V | 031178 | 1 | Sydney | 4 Aug 96 |
| 6.25 | +0.7 | Clare Thompson | Q | 281277 | hep | Sydney | 25 Feb 00 |
| 6.24 | | Pam Kilborn Ryan | V | 120839 | 1 | Melbourne | 21 May 66 |
| 6.24 | +0.8 | Lauren Boden | A | 030888 | 1 | Sydney | 9 Dec 05 |
| 6.22 | | Jayne Beasley-Wainwright-Moyes | W | 250166 | 1 | Perth | 20 Feb 83 |
| 6.22 | +1.0 | Alexia Papadatos | N | 211080 | qual | Anncy, France | 30 Jul 98 |
| 6.21 | | Sylvia Mitchell | N | 131037 | 1 | Sydney | 27 Feb 60 |
| 6.19 | | Amanda O'Neill | V | 300870 | 1 | Melbourne | 27 Nov 86 |

AUSTRALIAN ALL-TIME LIST (CONTINUED)

| PERFORM | WIND | NAME | ASS | DOB | PLACE | VENUE | DATE |
|--------------------|------|-------------------------|-----|--------|-------|----------------------|-----------|
| 6.19 | +1.0 | Natalie Brown-Wohlsen | Q | 070278 | 2 | Brisbane | 12 Feb 05 |
| 6.18 | | Katie Csardas | N | 301051 | 1 | Sydney | 20 Feb 71 |
| 6.16 | | Erica Parkin | W | 100155 | 1 | Perth | 25 Mar 73 |
| 6.16 | +1.9 | Donna Johnstone | Q | 100370 | - | Brisbane | 18 Mar 90 |
| 6.15 | +0.0 | Leona Bilous | V | 041284 | hept | Brisbane | 12 Apr 02 |
| indoors | | | | | | | |
| 6.38 | | Sharon Jaklofsky | Q | 300968 | 1 | Ames, USA | 8 Feb 92 |
| Triple Jump | | | | | | | |
| 14.04 | +2.0 | Nicole Mladenis | W | 220975 | 1 | Hobart | 9 Mar 02 |
| 13.54 | +1.3 | Mariklud Viduka | V | 231272 | 1 | Hobart | 22 Feb 98 |
| 13.37 | -0.7 | Jeanette Bowles | V | 140179 | 1 | Melbourne | 1 Dec 05 |
| 13.36 | -0.7 | Carmen Miller | T | 180778 | qual | Sydney | 24 Aug 96 |
| 13.36 | +0.0 | Linda Allen | Q | 220387 | 1 | Gold Coast | 9 Jul 06 |
| 13.28 | +1.7 | Nicole Boegman | N | 050367 | 1 | Adelaide | 26 Jan 95 |
| 13.19 | +1.4 | Michelle Apostolou | S | 031279 | 2 | Adelaide | 23 Mar 02 |
| 13.13 | +1.1 | Sarah Sydney | Q | 160284 | - | Sydney | 11 Dec 99 |
| 13.13 | +1.5 | Alysha House | N | 151188 | 1 | Brisbane | 27 Jun 04 |
| 13.07 | +0.4 | Leanne Wickham | V | 140574 | 1 | Melbourne | 9 Feb 92 |
| 12.95 | +1.6 | Gillian Ting | N | 200177 | 1 | Newcastle | 3 Feb 01 |
| 12.94 | -0.4 | Lisa Morrison | N | 241281 | 3 | Sydney | 5 Feb 06 |
| 12.92 | +0.4 | Emma Knight | V | 020985 | 3 | Melbourne | 1 Dec 05 |
| 12.91 | -0.2 | Paula Lodge | S | 100177 | 3 | Melbourne | 20 Mar 98 |
| 12.90 | +1.5 | Kylie Stephanos | S | 220975 | 1 | Adelaide | 20 Feb 94 |
| 12.81 | -1.2 | Amy Walker | Q | 260978 | 1 | Melbourne | 30 Sep 98 |
| 12.75 | +0.9 | Tracey Barnett | Q | 120988 | 5 | Melbourne | 1 Dec 05 |
| 12.71 | +0.8 | Melissa Moss | Q | 251074 | 7 | Sydney | 26 Feb 00 |
| 12.70 | +0.3 | Jane Denning | V | 080481 | 2 | Sydney | 18 Aug 00 |
| 12.70 | +1.5 | Tahnee Reynolds-Hopkins | W | 090190 | 5 | Thessaloniki, Greece | 3 Jul 06 |
| 12.69 | +1.8 | Katie Sumpton | N | 250778 | 4 | Sydney | 20 Feb 00 |
| 12.66 | +1.2 | Kelly Hill | T | 110781 | 1 | Melbourne | 18 Mar 99 |
| 12.57 | +1.5 | Liz Dalton | A | 130386 | 1 | Sydney | 22 Mar 03 |
| 12.55 | +1.7 | Sarah Asamoah | Q | '85 | 1 | Brisbane | 19 Oct 00 |
| 12.52 | -0.4 | Meggan O'Riley | S | 180389 | 1 | Sydney | 9 Dec 06 |
| 12.48 | +0.5 | Kym Burns | V | 250171 | - | Sydney | 5 Dec 88 |
| 12.48 | +0.0 | Rebekah Williams | W | 020684 | 2 | Brisbane | 13 Apr 02 |
| 12.47 | +2.0 | Kate O'Donnell | N | 021184 | 4 | Newcastle | 23 Feb 02 |
| 12.46 | -0.7 | Natalie Fagg | N | 040879 | 1 | Adelaide | 25 Mar 95 |
| 12.44 | -0.1 | Karen Charlton | N | 300672 | 2 | Adelaide | 7 Mar 92 |
| 12.41 | +1.4 | Crystal Cragan | W | 010885 | 3 | Perth | 16 Mar 02 |
| 12.40 | +1.7 | Maree McDonald | Q | 010872 | 1 | Brisbane | 18 Feb 96 |
| 12.38 | | Ann Turnbull | S | 101162 | 1 | Adelaide | 17 Nov 84 |

| PERFORM | WIND | NAME | ASS | DOB | PLACE | VENUE | DATE |
|-----------------|------|-----------------------------|-----|--------|-------|----------------------|-----------|
| 12.37 | | Alison Inverarity | W | 120870 | 1 | Perth | 10 Mar 91 |
| 12.37 | | Lisa Antill | N | 141082 | 1 | Sydney | 11 Nov 00 |
| 12.36 | -1.2 | Melissa Tucker | N | 030180 | 1 | Hobart | 14 Dec 97 |
| 12.36 | -1.5 | Simone Carre | W | 221082 | 1 | Perth | 17 Feb 01 |
| 12.35 | +1.1 | Sharen Fidge | N | 280479 | 1 | West Palm Beach, USA | 26 May 99 |
| 12.34 | +0.5 | Fiona Fisher | N | 231074 | qual | Sydney | 24 Feb 00 |
| 12.34 | +0.5 | Jarah Jennings | Q | 150186 | 1 | Brisbane | 4 Feb 01 |
| 12.34 | +1.1 | Alexis Turner | Q | 030785 | 4 | Sydney | 22 Mar 03 |
| 12.33 | -0.4 | Rachel Delphin | T | 120883 | 6 | Hobart | 30 Jan 00 |
| 12.29 | +1.4 | Karen Lyne | V | 250573 | - | Melbourne | 5 Feb 00 |
| 12.27 | | Sharon Ward | S | 150469 | 1 | Adelaide | 5 Feb 94 |
| 12.26 | +0.0 | Anna Coster | S | 050983 | 1 | Sydney | 10 Dec 99 |
| 12.25 | +1.6 | Evelyn Bucher | V | 141074 | 1 | Hobart | 7 Dec 90 |
| 12.25 | +1.7 | Stella Totsis | N | 270175 | 1 | Sydney | 15 Feb 92 |
| 12.25 | +1.5 | Linda Caruana | N | 211079 | 1 | Sydney | 23 Nov 96 |
| 12.25 | +1.2 | Jane Urban | V | 021079 | 6 | Melbourne | 1 Dec 05 |
| 12.22 | +0.2 | Danielle Collins | S | 140374 | 1 | Adelaide | 18 Dec 89 |
| 12.22 | -0.3 | Hannah Green | N | 020978 | 4 | Sydney | 7 Mar 99 |
| 12.21 | | Glynis Saunders-Nunn-Cearns | Q | 041260 | 1 | Adelaide | 23 Feb 86 |
| 12.21 | +1.8 | Tarja Clarke | Q | 030785 | 3 | Sydney | 28 Feb 04 |
| 12.20 | -0.4 | Ashley McBurney | N | 220489 | 1 | Sydney | 10 Dec 05 |
| 12.19 | +1.8 | Edyta Jasinska | W | 300967 | 1 | Perth | 21 Jan 88 |
| 12.19 | +0.5 | Katrina Tarrant | N | 081172 | 1 | Sydney | 30 Jan 88 |
| 12.18 | -0.1 | Olivia Goder | V | 270888 | 3 | Sydney | 10 Dec 05 |
| 12.17 | -0.5 | Natalie Dick | T | 270976 | 1 | Hobart | 25 Mar 94 |
| 12.17 | +0.7 | Katelyn Grehan | N | 140485 | 2 | Hobart | 5 Dec 02 |
| 12.16 | +1.9 | Julia Dawson | N | 151079 | 5 | Melbourne | 13 Mar 98 |
| 12.16 | -0.1 | Chelsea Scott | V | 310185 | 2 | Adelaide | 23 Mar 02 |
| 12.14 | | Rebecca Pugh | W | 130373 | 1 | Perth | 18 Feb 89 |
| 12.14 | +0.4 | Kirsten Bannister | N | | 2 | Sydney | 9 Dec 06 |
| 12.13 | | Anna Ugov | N | 241181 | 2 | Sydney | 8 Mar 03 |
| 12.13 | +0.0 | Jessica Orford | Q | | 1 | Sydney | 12 Dec 04 |
| 12.13 | +0.7 | Tenika Demamiel | W | 201188 | 3 | Adelaide | 2 Apr 06 |
| 12.12 | +1.7 | Emma Cochrane | V | 051279 | - | Sydney | 9 Dec 95 |
| 12.12 | +0.0 | Rebecca Philby | S | | 2 | Canberra | 27 Mar 04 |
| 12.11 | -1.4 | Emelia Asemoah | N | 250777 | 1 | Brisbane | 27 Oct 94 |
| 12.11 | +1.7 | Laura Baker | N | 190190 | 2 | Melbourne | 30 Nov 05 |
| Shot Put | | | | | | | |
| 19.74 | | Gael Mulhall Martin | V | 270856 | 1 | Berkeley, USA | 14 Jul 84 |
| 18.04 | | Astra Vitols | V | 190760 | 1 | Canberra | 26 Jan 88 |

AUSTRALIAN ALL-TIME LIST (CONTINUED)

| PERFORM | WIND | NAME | ASS | DOB | PLACE | VENUE | DATE |
|---------|------|------------------------|-----|--------|-------|-------------------------|-----------|
| 17.64 | | Bev Francis | V | 150255 | 1 | Melbourne | 6 Dec 80 |
| 16.91 | | Sue Reinwald | V | 280563 | 1 | Melbourne | 29 Oct 83 |
| 16.61 | | Lisa-Marie Vizaniari | Q | 141271 | 3 | Victoria, Canada | 24 Aug 94 |
| 16.38 | | Jean Roberts | V | 180843 | 1 | Birmingham, GBR | 9 Apr 72 |
| 16.30 | | Daniela Costian | Q | 300765 | 1 | Brisbane | 6 Mar 93 |
| 16.22 | | Helen Toussis | Q | 300175 | 1 | Brisbane | 18 Jul 98 |
| 16.20 | | Luigina Torso Taylor | N | 300656 | 1 | Sydney | 7 Jan 78 |
| 16.19 | | Michelle Haage | N | 141174 | 1 | Sydney | 2 Feb 02 |
| 16.18 | | Chris Schultz | V | 090151 | 2 | Melbourne | 18 Jan 84 |
| 15.98 | | Dani Samuels | N | 260588 | 2 | Sydney | 2 Feb 06 |
| 15.68 | | Nicole Carkeek | V | 280371 | 1 | Auckland, NZL | 23 Jan 90 |
| 15.67 | | Samantha Cox | N | 170470 | 2 | Sydney | 12 Mar 94 |
| 15.64 | | Anne Karner Laurens | V | 081250 | 1 | Sydney | 5 Jul 70 |
| 15.60 | | Bernadette Serone | N | 111068 | 1 | Sydney | 17 Feb 96 |
| 15.33 | | Lisa Patterson | Q | 130678 | 2 | Melbourne | 20 Feb 97 |
| 15.33 | | Hannah Riley Schneider | N | 020574 | 1 | Sydney | 9 Mar 98 |
| 15.06 | | Pat Donnelly | V | 100261 | 3 | Melbourne | 27 Jan 83 |
| 15.06 | | Kirran Moss | A | 290375 | qual | Fresno, USA | 25 Apr 98 |
| 15.03 | | Yvette Ykema | V | 030569 | 2 | Bad Reichenall, Germany | 21 Jun 86 |
| 15.02 | | Allison McAdam | V | 080272 | 1 | Melbourne | 20 Nov 93 |
| 14.96 | | Debbie Turnbull | N | 240479 | 1 | Anderlecht, Belgium | 11 Jul 98 |
| 14.95 | | Greta Larsen | T | 080466 | 2 | Canberra | 20 Jan 87 |
| 14.95 | | Katrina Steele | N | 020781 | 3 | Sydney | 28 Feb 98 |
| 14.73 | | Sue Howland | Q | 040960 | 2 | Melbourne | 22 Nov 80 |
| 14.69 | | Jane Jamieson | N | 230675 | 1 | Sydney | 13 Jun 98 |
| 14.66 | | Gail Miller | V | 151276 | 1 | Melbourne | 7 Jan 06 |
| 14.62 | | Kylie Standing | N | 201175 | 3 | Sydney | 18 Jun 94 |
| 14.58 | | Joanne Mirtschin | Q | 240680 | 1 | Townsville | 13 Nov 05 |
| 14.51 | | Jane Flemming | V | 140465 | 5 | Sydney | 11 Feb 96 |
| 14.45 | | Andrina Rovis-Herman | W | 160861 | 1 | Canberra | 13 Mar 82 |
| 14.43 | | Jane Keen | N | 120748 | 1 | Adelaide | 9 Mar 68 |
| 14.37 | | Shona Hutchinson | V | 250976 | 1 | Brisbane | 11 Dec 94 |
| 14.32 | | Denise Passmore | V | 110674 | 2 | Melbourne | 17 Nov 94 |
| 14.26 | | Belinda Johnson | N | 011184 | 4 | Brisbane | 5 Apr 03 |
| 14.25 | | Heidi Wittesch | S | 300557 | 1 | Adelaide | 19 Dec 87 |
| 14.18 | | Byrony Glass | W | 310377 | 2 | Melbourne | 1 Mar 97 |
| 14.17 | | Belinda Forsyth | N | 191285 | 1 | Sydney | 11 Oct 03 |
| 14.15 | | Vika Lolo | N | 170190 | 2 | Thessaloniki, Greece | 27 Jun 06 |
| 14.12 | | Alison Lever | Q | 131072 | 1 | Brisbane | 18 Jan 02 |
| 14.10 | | Michelle Bancroft | N | 050365 | 2 | Sydney | 20 Jan 85 |
| 14.07 | | Sharmane Motuliki | N | 130387 | 2 | Manchester, UK | 3 Jul 04 |
| 14.06 | | Rebecca Neilsen | V | 180983 | 1 | Melbourne | 18 Mar 03 |

| PERFORM | WIND | NAME | ASS | DOB | PLACE | VENUE | DATE |
|---------------------|------|----------------------|-----|--------|-------|----------------|-----------|
| Discus Throw | | | | | | | |
| 68.72 | | Daniela Costian | Q | 300765 | 1 | Auckland, NZL | 22 Jan 94 |
| 65.86 | | Lisa-Marie Vizaniari | N | 141271 | 2 | Melbourne | 2 Mar 97 |
| 63.73 | | Alison Lever | Q | 131072 | 1 | Sydney | 26 Feb 00 |
| 63.00 | | Gael Mulhall Martin | V | 270856 | 1 | Melbourne | 11 Jan 79 |
| 60.63 | | Dani Samuels | N | 260588 | 1 | Beijing, China | 20 Aug 06 |
| 59.91 | | Monique Nacsa | Q | 261076 | 1 | Gold Coast | 17 Jan 03 |
| 59.11 | | Debbie Pickersgill | Q | 230380 | 1 | Brisbane | 28 Mar 03 |
| 57.30 | | Sue Reinwald | V | 280563 | 2 | Berkeley, USA | 22 Jun 85 |
| 57.13 | | Christy Mara Thiel | N | 300474 | 1 | Sydney | 24 Feb 01 |
| 56.70 | | Astra Vitols | V | 190760 | 1 | Canberra | 13 Feb 88 |
| 55.91 | | Jean Roberts | V | 180843 | 1 | Melbourne | 15 Jan 74 |
| 55.47 | | Katrina Steele | N | 020781 | 1 | Sydney | 15 Nov 97 |
| 54.60 | | Felicity Johnston | N | 311271 | 4 | Sydney | 13 Mar 94 |
| 54.19 | | Kathy Dodsworth | N | 081175 | 1 | Sydney | 17 Jan 98 |
| 53.42 | | Luigina Torso Taylor | N | 300656 | 2 | Brisbane | 4 Jun 78 |
| 53.28 | | Debbie Turnbull | N | 240479 | 2 | Sydney | 15 Nov 97 |
| 52.71 | | Deborah Lovely | Q | 200683 | 2 | Brisbane | 3 Sep 00 |
| 52.64 | | Denise Ashford | N | 280756 | 1 | Sydney | 19 Jan 75 |
| 52.62 | | Vanessa French | W | 111069 | 3 | Perth | 19 Nov 89 |
| 52.27 | | Alesha Sayner | V | 141181 | 1 | Geelong | 9 Jan 99 |
| 51.94 | | Jane Keen | N | 120748 | 1 | Sydney | 3 Feb 68 |
| 51.88 | | Kylie Jones | Q | 260177 | 1 | Brisbane | 23 Oct 93 |
| 51.73 | | Calista Lyon | V | 020186 | 4 | Brisbane | 27 Jun 04 |
| 51.26 | | Heidi Wittesch | S | 300557 | 1 | Adelaide | 1 Mar 86 |
| 51.02 | | Sue Culley | N | 120352 | 1 | Sydney | 19 Feb 75 |
| 51.00 | | Andrina Rovis-Herman | W | 160861 | 1 | Canberra | 13 Mar 82 |
| 50.96 | | Anne Karner Laurens | V | 081250 | 3 | Melbourne | 15 Jan 74 |
| 50.86 | | Alani Dilo | N | 240379 | 2 | Brisbane | 23 Mar 97 |
| 50.84 | | Yvette Ykema | V | 030569 | 5 | Athens, Greece | 20 Jul 86 |
| 50.64 | | Rosslyn Williams | N | 090543 | 1 | Sydney | 6 Jan 62 |
| 50.61 | | Mary Breen | N | 030133 | 1 | Sydney | 22 Feb 64 |
| 50.50 | | Rochelle Sutton | V | 121070 | 1 | Sydney | 12 Dec 86 |
| 50.28 | | Sharmane Motuliki | N | 130387 | 1 | Sydney | 19 Jun 04 |
| 50.12 | | Chris Schultz | V | 090151 | 1 | Melbourne | 14 Feb 81 |
| 49.96 | | Annabel Thomson | N | 120587 | 2 | Gold Coast | 5 Aug 06 |
| 49.92 | | Michelle Haage | N | 141174 | 3 | Arlington, USA | 4 May 96 |
| 49.84 | | Natasha Shankleton | N | 220178 | 1 | Sydney | 23 Nov 96 |
| 49.48 | | Leigh Hapgood | Q | 190281 | 1 | Brisbane | 3 Oct 98 |
| 49.40 | | Jenny Everson | N | 200274 | 2 | Sydney | 19 Mar 92 |
| 49.36 | | Jodie McMartin | Q | 210679 | 3 | Sydney | 21 Jul 96 |
| 49.26 | | Bev Francis | V | 150255 | 2 | Melbourne | 14 Mar 81 |

AUSTRALIAN ALL-TIME LIST (CONTINUED)

| PERFORM | WIND | NAME | ASS | DOB | PLACE | VENUE | DATE |
|---------------------|------|------------------------|-----|--------|-------|-------------------|-----------|
| 49.24 | | Claire Mills Thornton | S | 290167 | 2 | Adelaide | 1 Mar 86 |
| 49.00 | | Mary McDonald | N | | 1 | Sydney | 14 Mar 64 |
| Hammer Throw | | | | | | | |
| 71.12 | | Bronwyn Eagles | N | 230880 | 1 | Adelaide | 6 Feb 03 |
| 70.72 | | Brooke Krueger-Billett | S | 090780 | 1 | Sydney | 5 Feb 06 |
| 67.95 | | Debbie Sosimenko | N | 050474 | 5 | Sydney | 29 Sep 00 |
| 67.44 | | Karyne Perkins-Dimarco | N | 140378 | 2 | Adelaide | 20 Mar 04 |
| 63.48 | | Gabrielle Neighbour | V | 221183 | 3 | Sydney | 5 Feb 06 |
| 63.15 | | Byrony Glass | W | 310377 | 3 | Canberra | 6 Feb 99 |
| 62.49 | | Brenda MacNaughton | N | 070576 | 2 | Melbourne | 14 Mar 98 |
| 61.32 | | Denise Passmore | V | 110674 | 2 | Gold Coast | 5 Aug 00 |
| 61.04 | | Kellie Hall | N | 270179 | 3 | Sydney | 12 Jan 02 |
| 59.47 | | Maree Ryabovitch | N | 010380 | 7 | Sydney | 27 Feb 00 |
| 59.09 | | Nicole Robertson | N | 040782 | 4 | Sydney | 12 Jan 02 |
| 58.28 | | Breanne Clement | N | 020782 | 4 | Sydney | 6 Mar 05 |
| 57.39 | | Sharyn Tennent-Angel | Q | 170278 | 4 | Sydney | 5 Feb 06 |
| 56.06 | | Lyndelle Taylor | N | 290178 | 6 | Melbourne | 14 Mar 98 |
| 55.82 | | Erin Petrovic | N | 280285 | 4 | Melbourne | 14 Feb 04 |
| 55.40 | | Raelene Warren | V | 170278 | 4 | Melbourne | 18 Feb 06 |
| 55.16 | | Lisa Craig | N | 020378 | 1 | Adelaide | 31 Mar 06 |
| 54.74 | | Natasha Shankleton | N | 220178 | 1 | Canberra | 7 Feb 98 |
| 54.70 | | Deborah Lovely | Q | 200683 | 6 | Gold Coast | 10 Sep 00 |
| 53.41 | | Briony Rheuben | Q | 300182 | 1 | Brisbane | 22 Jan 00 |
| 53.10 | | Tracey Phillips | W | 300169 | 1 | Melbourne | 26 Nov 94 |
| 52.58 | | Lara Woodbury | N | 301272 | 4 | Hobart | 19 Feb 95 |
| 52.53 | | Natalie Prior | N | 090989 | 1 | Sydney | 4 Nov 06 |
| 52.30 | | Anthea Rallis | S | 150777 | 2 | Adelaide | 27 Nov 99 |
| 52.27 | | Natalie Debeljuh | V | 041088 | 1 | Geelong | 9 Sep 06 |
| 51.98 | | Kathy Walton-Newman | Q | 130167 | 1 | Brisbane | 12 Feb 93 |
| 51.51 | | Sally Chapman | A | 301287 | 1 | Sydney | 11 Dec 04 |
| 51.26 | | Melissa Holahan | N | 220383 | 4 | Sydney | 15 Jan 06 |
| 50.80 | | Stacey Sullivan | V | 051278 | 2 | Melbourne | 11 Jan 96 |
| 50.80 | | Michelle Schlechter | Q | 250887 | 1 | Gold Coast | 13 Aug 04 |
| 50.58 | | Rebecca Neilson | V | 180983 | 3 | Melbourne | 3 mar 02 |
| 50.54 | | Kirran Moss | A | 290375 | 7 | Edwardsville, USA | 21 May 98 |
| 50.30 | | Anita Millington | T | 220286 | 1 | Melbourne | 18 Feb 06 |
| 50.22 | | Breanna Neighbour | V | 290981 | 1 | Melbourne | 20 Dec 03 |
| 50.08 | | Michelle Haage | N | 141174 | 3 | Sydney | 5 Feb 00 |
| 49.90 | | Pam Matthews | V | 080258 | 1 | Melbourne | 4 Feb 93 |
| 49.89 | | Stacey Vernon | V | 141288 | 1 | Sydney | 10 Dec 05 |
| 49.56 | | Narelle Craig | S | 020378 | 1 | Adelaide | 18 Jan 97 |

| PERFORM | WIND | NAME | ASS | DOB | PLACE | VENUE | DATE |
|---------|------|----------------------|-----|--------|-------|------------|-----------|
| 49.52 | | Bernadette Serone | N | 111068 | 1 | Melbourne | 31 Mar 90 |
| 49.40 | | Teresa Cokley | Q | 041072 | 1 | Brisbane | 17 Dec 94 |
| 49.27 | | Kelly-Anne Humphries | Q | 050881 | 2 | Gold Coast | 30 Jan 05 |
| 48.69 | | Christina Luzi | N | 120687 | 2 | Sydney | 12 Feb 06 |
| 48.65 | | Sian Cooper | V | 230282 | 2 | Melbourne | 16 Nov 00 |
| 48.49 | | Alexie Brown | W | 040186 | 1 | Sydney | 11 Jan 03 |
| 48.04 | | Jenny Laskovska | V | 140574 | 1 | Melbourne | 12 Nov 94 |
| 48.01 | | Libby Williams | N | 020863 | 2 | Sydney | 30 Aug 03 |
| 48.00 | | Kylie Hughes | T | 110571 | 1 | Hobart | 22 Feb 92 |
| 47.91 | | Rachel Dodoo | N | 290288 | 1 | Sydney | 11 Dec 04 |
| 47.88 | | Haruka Murata | V | 211085 | 1 | Melbourne | 9 Dec 06 |
| 47.66 | | Michelle Randall | V | 190273 | 2 | Melbourne | 28 Jan 93 |
| 47.43 | | Belinda Maher | W | 170283 | 1 | Perth | 10 Mar 02 |
| 47.40 | | Sarah Mtandwa | V | 150487 | 1 | Melbourne | 10 Oct 04 |
| 47.18 | | Katrina Steele | N | 020781 | 3 | Hobart | 12 Dec 97 |
| 46.85 | | Alyssa Vella | N | 180584 | 2 | Sydney | 2 May 00 |
| 46.24 | | Brydie Ewart | N | 060978 | 1 | Sydney | 23 Feb 96 |
| 46.16 | | Cathy Gardiner | N | 100272 | 2 | Sydney | 31 Oct 92 |
| 46.14 | | Abbie Newson | N | 140182 | 1 | Sydney | 25 Nov 99 |
| 46.11 | | Megan Kendall | N | 280386 | 1 | Sydney | 3 Mar 02 |
| 46.08 | | Ashleigh Mumberson | N | 130290 | 1 | Sydney | 10 Dec 06 |
| 45.88 | | Nicole Emzin-Boyd | N | 170272 | 1 | Sydney | 19 Nov 94 |
| 45.82 | | Louise McPaul-Currey | N | 240169 | 1 | Wollongong | 10 Feb 96 |
| 45.54 | | Frances Cassettari | N | 130573 | 3 | Sydney | 4 Sep 93 |
| 45.40 | | Kristy Mills | Q | 260784 | 1 | Gold Coast | 15 Mar 02 |
| 45.39 | | Dani Samuels | N | 260588 | 1 | Sydney | 10 Apr 05 |
| 45.33 | | Sarah Kissell | W | 080975 | 2 | Perth | 27 Mar 03 |
| 45.27 | | Sharyn Dickson | N | 190784 | 3 | Sydney | 12 Feb 06 |
| 45.16 | | Anita Merry | V | 270675 | 1 | Melbourne | 21 Mar 92 |

Javelin Throw - New Model

| | | | | | | | |
|-------|--|----------------------|---|--------|---|----------------------|-----------|
| 66.80 | | Louise McPaul-Currey | N | 240169 | 1 | Gold Coast | 5 Aug 00 |
| 64.62 | | Joanna Stone-Nixon | Q | 041072 | 2 | Gold Coast | 5 Aug 00 |
| 58.95 | | Cecilia McIntosh | V | 210679 | 1 | Szombathely, Hungary | 16 Jul 02 |
| 58.81 | | Kathryn Mitchell | V | 100782 | 1 | Melbourne | 7 Jan 06 |
| 58.59 | | Rosie Hooper | V | 040878 | 1 | Ballarat | 28 Jan 06 |
| 58.56 | | Kimberley Mickle | W | 281284 | 1 | Sydney | 04 Feb 06 |
| 56.01 | | Annabel Thomson | N | 120587 | 3 | Grosseto, Italy | 15 Jul 04 |
| 54.99 | | Laura Cornford | N | 110688 | 1 | Sydney | 17 Dec 05 |
| 53.51 | | Rebecca Noy | N | 050281 | 1 | Sydney | 22 Mar 03 |
| 53.32 | | Zoe Pelbart | N | 110887 | 2 | Sydney | 14 Jan 06 |
| 51.16 | | Annabel Davies | N | 080989 | 1 | Sydney | 8 Dec 06 |
| 50.85 | | Stephanie Hancock | Q | 090382 | 1 | Brisbane | 9 Nov 01 |

AUSTRALIAN ALL-TIME LIST (CONTINUED)

| PERFORM | WIND | NAME | ASS | DOB | PLACE | VENUE | DATE |
|---------|------|---------------|-----|--------|-------|--------|-----------|
| 50.19 | | Jane Jamieson | N | 230675 | hep | Darwin | 8 Jul 00 |
| 49.90 | | Carly Cairns | Q | 200682 | 1 | Sydney | 12 Dec 99 |

Javelin Throw - Old Model

| | | | | | | | |
|-------|--|------------------------------|---|--------|---|------------------------|-----------|
| 69.85 | | Joanna Stone | Q | 041072 | 1 | Johannesburg, RSA | 11 Sep 98 |
| 69.80 | | Sue Howland | Q | 040960 | 2 | Belfast, GBR | 20 Jun 86 |
| 69.28 | | Petra Rivers | V | 111252 | 1 | Brisbane | 20 Mar 82 |
| 66.96 | | Louise McPaul Currey | N | 240169 | 1 | Kuala Lumpur, Malaysia | 9 Sep 98 |
| 65.74 | | Pam Matthews | V | 080258 | 1 | Brisbane | 16 Dec 79 |
| 61.53 | | Kate Farrow | S | 060567 | 1 | Sydney | 18 Feb 96 |
| 58.12 | | Cherry Harvey | Q | 211166 | 1 | Hamilton, NZL | 20 Feb 88 |
| 57.84 | | Chris Thompson Hunt | N | 150650 | 1 | Melbourne | 20 Mar 76 |
| 57.40 | | Anna Wojtaszek Pazera Bocson | S | 251136 | 1 | Cardiff, GBR | 24 Jul 58 |
| 56.70 | | Jeanette Kieboom | S | 030959 | 2 | Canberra | 6 Mar 86 |
| 56.44 | | Lara Woodbury | N | 301272 | 2 | Sydney | 12 Feb 95 |
| 54.76 | | Margaret Philippott | N | 220554 | 2 | Brisbane | 19 Mar 77 |
| 54.16 | | Cecilia McIntosh | V | 210679 | 1 | Wanganui, NZL | 17 Jan 98 |
| 53.40 | | Janne Ware | T | 291170 | 1 | Hobart | 4 Jan 90 |
| 53.26 | | Sharon Clarke | N | 130268 | 1 | Sydney | 31 Dec 88 |
| 53.08 | | Monique Wylie | Q | 180477 | 2 | Brisbane | 13 Nov 93 |
| 52.46 | | Terri Wrenn | W | 201157 | 3 | Melbourne | 8 Nov 80 |
| 52.30 | | Janina Kennedy Riley | N | 250252 | 1 | Sydney | 22 Feb 75 |
| 52.14 | | Jenny Symon Elwin | S | 071253 | 2 | Christchurch, NZL | 29 Jan 74 |
| 51.69 | | Mary Thomas | N | 300544 | 1 | Brisbane | 14 Mar 69 |
| 51.39 | | Margaret Parker | N | 300649 | 1 | Kingston, Jamaica | 11 Aug 66 |
| 50.96 | | Colleen Palmer | W | 230771 | 1 | Brisbane | 12 Dec 87 |
| 50.78 | | Lisa McHarg | N | 140763 | 1 | Sydney | 19 Feb 84 |
| 50.70 | | Leanne Dennis | N | 030763 | 1 | Canberra | 14 Mar 81 |
| 50.36 | | Cathy Wilkinson | S | 280363 | 1 | Adelaide | 18 Dec 82 |
| 50.34 | | Diane White | N | 240851 | 1 | Sydney | 7 Feb 70 |
| 49.66 | | Gabrielle Prenter | T | 241170 | 1 | Hobart | 14 Nov 87 |
| 49.56 | | Julie Gething | W | '69 | 1 | Perth | 28 Feb 87 |
| 49.38 | | Tracey Oliver | V | 030162 | 2 | Melbourne | 31 Oct 81 |
| 49.34 | | Jeanette Boyce | S | '64 | 1 | Adelaide | 7 Dec 85 |
| 49.32 | | Lyndall Kennedy | N | '67 | 2 | Sydney | 4 Apr 87 |

Heptathlon

| | | | | | | | |
|-------|--|-----------------------------|---|--------|---|---|-----------|
| 6,695 | | Jane Flemming | V | 140465 | 1 | Auckland, NZL | 28 Jan 90 |
| | | | | | | (13.21, 1.82m, 13.76m, 23.62, 6.57m, 49.28m, 2.12.53) | |
| 6,387 | | Glynis Saunders-Nunn-Cearns | Q | 041260 | 1 | Los Angeles, USA | 4 Aug 84 |
| | | | | | | (13.02, 1.80m, 12.82m, 24.06, 6.66m, 35.58m, 2.10.57) | |
| 6,354 | | Jane Jamieson | N | 230675 | 2 | Kuala Lumpur, Malaysia | 17 Sep 98 |
| | | | | | | (13.89, 1.82m, 14.36m, 24.67, 6.28m, 48.14m, 2.17.24) | |

| PERFORM | WIND | NAME | ASS | DOB | PLACE | VENUE | DATE |
|---------|------|-------------------------|-----|--------|-------|---|-----------|
| 6,298 | | Kylie Wheeler | W | 170180 | 2 | Melbourne | 21-Mar-06 |
| | | | | | | (13.63, 1.82m, 13.04m, 24.46, 6.52m, 37.88m, 2.10.62) | |
| 6,118w | | Sharon Jaklofsky | Q | 300968 | 1 | Sydney | 3 Dec 89 |
| | | | | | | (13.35, 1.76m, 13.08m, 24.90, 6.34m, 42.76m, 2.20.76) | |
| 5,958 | | Clare Thompson | Q | 281277 | 2 | Darwin | 8 Jul 00 |
| | | | | | | (13.65, 1.75m, 11.67m, 24.56, 6.06m, 42.14m, 2.16.55) | |
| 5,938 | | Chris Annison-Stanton | W | 121259 | 1 | Perth | 4 Mar 85 |
| | | | | | | (13.9, 1.90m, 12.77m, 24.8, 6.02m, 40.36m, 2.25.7) | |
| 5,895w | | Kylie Coombe | Q | 221267 | 2 | Sydney | 3 Dec 89 |
| | | | | | | (13.68, 1.82m, 13.16m, 24.99, 5.68m, 41.94m, 2.22.93) | |
| 5,883 | | Jo Millar-Cubit | T | 230362 | 2 | Brisbane | 14 Apr 85 |
| | | | | | | (13.97, 1.83m, 10.30m, 24.65, 6.20m, 36.20m, 2.13.86) | |
| 5,877 | | Mandy Heath | S | 141180 | 2 | Osaka, Japan | 26-May-01 |
| | | | | | | (14.76, 1.80m, 12.63m, 24.84, 5.97m, 44.07m, 2.19.24) | |
| 5,817 | | Sherryl Morrow | V | 220373 | 1 | Sydney | 25-Feb-00 |
| | | | | | | (13.65, 1.85m, 11.54m, 25.63, 5.98m, 39.34m, 2.22.55) | |
| 5,788 | | Peta Kennedy | V | 200571 | 1 | Melbourne | 27 Mar 90 |
| | | | | | | (14.30, 1.70m, 12.18m, 24.59, 6.30m, 35.56m, 2.16.33) | |
| 5,722 | | Ann Divito-Turnbull | S | 101162 | 3 | Brisbane | 14 Apr 85 |
| | | | | | | (15.17, 1.77m, 11.19m, 25.10, 6.27m, 42.38m, 2.19.61) | |
| 5,709 | | Louise McPaul-Currey | N | 210169 | 1 | Sydney | 10 Jan 93 |
| | | | | | | (14.95, 1.79m, 12.96m, 26.29, 5.66m, 53.16m, 2.27.07) | |
| 5,651 | | Gillian Ragus | N | 050476 | 12 | Ratingen, Germany | 27-Jun-04 |
| | | | | | | (14.03, 1.68m, 11.89m, 25.10, 5.83m, 35.04m, 2.11.35) | |
| 5,539w | | Katie Harders-Ackermann | Q | 210463 | 1 | Melbourne | 27 Mar 90 |
| | | | | | | (14.59, 1.67m, 11.80m, 25.26, 6.11m, 32.70m, 2.14.38) | |
| 5,441 | | Lesley Richards | N | 261063 | 3 | Canberra | 15 Apr 84 |
| | | | | | | (14.52, 1.59m, 10.55m, 24.58, 5.63m, 40.76m, 2.14.58) | |
| 5,421 | | Leisa Bruce-Proctor | Q | 070170 | 2 | Adelaide | 10 Mar 92 |
| | | | | | | (14.40, 1.79m, 9.87m, 25.27, 5.47m, 34.66m, 2.15.00) | |
| 5,392 | | Lauren Foote | S | 270484 | 1 | Brisbane | 26 May 02 |
| | | | | | | (14.80, 1.80m, 10.64m, 25.30, 5.55m, 38.52m, 2.24.60) | |
| 5,355 | | Theresa Martin | Q | 080472 | 2 | Brisbane | 9 Mar 93 |
| | | | | | | (14.66, 1.73m, 9.79m, 25.28, 5.89m, 37.04m, 2.23.77) | |
| 5,323 | | Megan Wheatley | W | 100388 | 1 | Perth | 15 Jan 06 |
| | | | | | | (14.94, 1.65m, 11.81m, 24.90, 5.45m, 36.59m, 2.18.4) | |
| 5,289 | | Gai Kapernick | Q | 200970 | 1 | Brisbane | 16 Dec 90 |
| | | | | | | (15.57, 1.81m, 12.29m, 26.22, 5.62m, 42.46m, 2.35.80) | |
| 5,283 | | Sarah Wiltshire | V | 200379 | 1 | Melbourne | 5 Dec 99 |
| | | | | | | (15.2, 1.76m, 11.27m, 26.06, 6.02m, 31.81m, 2.21.8) | |
| 5,262 | | Leona Bilous | V | 041284 | 1 | Brisbane | 12 Apr 02 |
| | | | | | | (15.05, 1.64m, 11.67m, 24.83, 6.15m, 33.47m, 2.32.24) | |
| 5,258 | | Cathy Jeon | N | 030270 | 1 | Brisbane | 13 Dec 87 |
| 5,239 | | Virginia Young-Moresi | N | 240276 | 1 | Sydney | 9 Jan 00 |

AUSTRALIAN ALL-TIME LIST (CONTINUED)

| PERFORM | WIND | NAME | ASS | DOB | PLACE | VENUE | DATE |
|---------|------|-----------------------|-----|--------|-------|---|-----------|
| | | | | | | (15.47, 1.70m, 12.01m, 26.51, 5.78m, 34.61m, 2.18.70) | |
| 5,238 | | Wendy Smart-De Vroom | N | 291259 | 5 | Canberra | 15 Apr 84 |
| | | | | | | (14.51, 1.65m, 10.01m, 24.93, 5.56m, 36.72m, 2.22.35) | |
| 5,238 | | Ebony Cope | W | | 4 | Sydney | 4 Feb 06 |
| | | | | | | (14.14, 1.64m, 10.20m, 24.54, 5.69m, 27.73m, 2.19.24) | |
| 5,188 | | Jeannine Ward | N | 260273 | 1 | Adelaide | 10 Mar 92 |
| | | | | | | (14.37, 1.76m, 10.01m, 25.65, 5.63m, 34.50m, 2.31.52) | |
| 5,171 | | Fiona Fewtrell | N | 020169 | 3 | Adelaide | 10 Mar 92 |
| | | | | | | (15.22, 1.70m, 11.85m, 26.57, 5.27m, 42.74m, 2.26.49) | |
| 5,161 | | Margaret Hamley | N | 110361 | 4 | Adelaide | 3 Apr 83 |
| | | | | | | (15.11, 1.70m, 11.98m, 26.03, 5.97m, 30.80m, 2.30.10) | |
| 5,161 | | Sharon Barber-Carlin | S | 290865 | 1 | Perth | 24 Jan 88 |
| 5,156 | | Jhodie Hammond | V | 030764 | 6 | Brisbane | 14 Apr 85 |
| | | | | | | (15.65, 1.59m, 12.05m, 26.12, 5.62m, 40.24m, 2.20.57) | |
| 5,142 | | Melissa Tucker | N | 030180 | 1 | Hobart | 13 Dec 97 |
| | | | | | | (15.47, 1.73m, 10.83m, 25.57, 5.85m, 29.35m, 2.23.02) | |
| 5,131 | | Jane Brotherton | N | 120784 | 2 | Brisbane | 29 Sep 05 |
| | | | | | | (15.03, 1.76m, 12.17m, 26.46, 5.57m, 32.73m, 2.30.38) | |
| 5,125 | | Danielle Senior | N | 170781 | 2 | Sydney | 4 Jan 04 |
| | | | | | | (15.20, 1.73m, 9.90m, 25.39, 5.56m, 32.37m, 2.21.33) | |
| 5,113 | | Joanne Sinclair-Burke | T | '69 | 2 | Melbourne | 10 Apr 88 |
| | | | | | | (14.3, 1.65m, 10.62m, 24.8, 5.67m, 27.06m, 2.22.4) | |
| 5,090 | | Nicole Muir | A | 010578 | 1 | Sydney | 9 Dec 95 |
| | | | | | | (14.92, 1.61m, 10.58m, 25.57, 5.56m, 35.82m, 2.24.9) | |
| 5,081 | | Simone Purvis | V | 030478 | 1 | Melbourne | 21 Dec 97 |
| | | | | | | (13.69, 1.64m, 10.12m, 25.03, 5.46m, 32.52m, 2.34.11) | |
| 5,080 | | Jacqueline Hodges | N | 011081 | 4 | Sydney | 18-Aug-00 |
| | | | | | | (14.71, 1.55m, 10.27m, 25.06, 5.54m, 37.33m, 2.24.27) | |
| 5,078 | | Georgina Hale | V | 240363 | 6 | Canberra | 15 Apr 84 |
| | | | | | | (15.38, 1.74m, 10.43m, 25.49, 5.07m, 35.14m, 2.19.43) | |
| 5,075 | | Megan Wheatley | W | 100388 | 1 | Brisbane | 12 Dec 03 |
| | | | | | | (14.61, 1.66m, 9.23m, 25.35, 5.63m, 30.57m, 2.20.56) | |
| 5,069 | | Amy Sadler | N | 170488 | 4 | Canberra | 31 Jan 04 |
| | | | | | | (15.40, 1.52m, 10.94m, 25.85, 5.55m, 42.41m, 2.21.34) | |
| 5,035 | | Amanda Thomas | N | 311264 | 1 | Canberra | 15 Apr 84 |
| | | | | | | (15.65, 1.77m, 10.17m, 26.56, 5.57m, 37.22m, 2.28.51) | |
| 5,032 | | Nola Hodgson | V | 111064 | 5 | Brisbane | 15 Mar 89 |
| | | | | | | (14.16, 1.64m, 8.36m, 24.71, 5.16m, 35.20m, 2.23.37) | |
| 5,015 | | Chris Randall | S | '67 | 2 | Canberra | 15 Apr 84 |
| | | | | | | (15.69, 1.74m, 9.61m, 25.54, 5.59m, 38.28m, 2.32.91) | |
| 5,015 | | Megan Minehane | Q | 211073 | 1 | Brisbane | 16 Jan 93 |
| | | | | | | (15.3, 1.65m, 10.11m, 26.1, 5.79m, 34.68m, 2.22.4) | |
| 5,001 | | Lisa Hughes | W | 270484 | 2 | Brisbane | 4 Apr 03 |
| | | | | | | (15.45, 1.62m, 8.72m, 26.21, 5.88m, 38.15m, 2.22.53) | |

ABBREVIATIONS USED

| | |
|------------|------------------------------|
| A | Australian Capital Territory |
| N | New South Wales |
| NT | Northern Territory |
| Q | Queensland |
| S | South Australia |
| T | Tasmania |
| V | Victoria |
| W | Western Australia |
| dec | decathlon |

| | |
|------------|---|
| hep | heptathlon |
| y | yards |
| m | manual time and metres |
| w | wind-assisted |
| h | heat |
| s | semi-final |
| q | quarter-final |
| mix | performance made in a mixed gender race |
| - | performance made en route |

STATISTICAL PUBLICATIONS

Listed below are some athletic publications which are available and have been prepared and published by members of the ATFS and many in conjunction with the IAAF.

1. **Fields of Green Lanes of Gold**

The Story of Athletics in Australia

Written by Paul Jenes. This 304 page book details the history of Athletics Australia from its beginnings to the end of 2000. The book is richly illustrated with photos both coloured and black and white. Available from Athletics Australia, Suite 22, Fawkner Towers, 431 St Kilda Rd, Melbourne 3004. Email: athletics@athletics.org.au

2. **Athletics 2007**

Editor: Peter Matthews. The ATFS Annual contains more than 600 pages of facts, records, world rankings, world all-time lists, athlete profiles, previews and results from 2006. (available around May). Available from: Sportsbooks Limited, PO Box 422A, Surbiton, Surrey, KT5 9YP, UK. Email: randall@sportsbooks.ltd.uk

3. **2006 African Athletics Annual**

Compiled by Yves Pinaud. This publication contains over 150 pages of African rankings and results including national championships and all-time lists. Available from: Yves Pinaud, 15 bis rue Detaille, 94210, La Varenne St Hilaire, France. Email: yvespin@infonie.fr

4. **Athletics International**

Edited by Mel Watman and Peter Matthews. This 8-10 page publication is published 30 times per year, is also available via email and includes a comprehensive roundup of world athletics results and rankings. Cost: US\$165 or 95 pounds. Available from: Mel Watman, 13 Garden Court, Marsh Lane, Stanmore, Middlesex, HA7 4TE, UK. Email: mel@gardencourt.fsnet.co.uk

5. **Asian Athletics 2006**

Compiled by Heinrich Hubbeling. This booklet is over 80 pages and covers the 2006 Asian rankings. Available from: Heinrich Hubbeling, Haydenstrasse 8, 48691 Vreden, Germany. Email: hhubbeling@t-online.de

6. **National Athletics Records for All Countries in the World**

Compiled by Winfried Kramer, Fouad Habash, Max Heilrath, Heinrich Hubbeling, Yves Pinaud and Raffaele Tummolo. This booklet of over 200 pages lists the best known performance for all Olympic events for all countries. Cost: DM35. Available from: Winfried Kramer, Kohlrodweg 12, 66539 Neunkirchen-Kohlhof, Germany

7. **Track and Field Performances through the Years - Volumes 1,2,3 & 4**

Compiled by Roberto Quercetani, Rooney Magnusson, Don Potts and Nejat Kok. Volume 1 covers 1929-1936, Volume 2 - 1937-1944, Volume 3 - 1945-1950 and Volume 4 - 1921-1929 world rankings. Each book is around 380 pages with photos and is an extensive reconstruction of world ranking lists for that era. Available from ATFS – contact Paul Jenes

STATISTICAL PUBLICATIONS (CONTINUED)

- 8 Universiades and Mediterranean Games**
Compiled by Raul Leoni. Two volumes of Universiade results (1923-57 and 1959-1987). The Mediterranean Games covers results from 1949-1993. Cost: 30,000 lire each. Available from: Raul Leoni, Via Paolo Maria Martinez n.11, 00151 Roma, Italy
- 9 IAAF Progression of World Best Performances and Official World Records**
Edited by Richard Hymans. This 548 page publication is a very comprehensive list of world records, official and unofficial. Available from: IAAF, 17 Rue Princesse Florestine, Monte Carlo 98007, Monaco
- 10 Leichtathletik im 19. Jahrhundert**
Detailed rankings and articles of the period 1891-1900 in German by Hubert Hamacher. Available from Hans Waynberg (Kassenwart) Grefrather Weg 100 41464 Neuss, Germany: waynberg@dialup.nacamar.de
- 11 Pan American Games Track and Field**
Compiled by Basilio Fuentes and Severo Nieto. This 383 page book gives the complete results of the Pan-American Games with a small write up in both Spanish and English. Available from: IAAF 17 Rue Princesse Florestine, Monte Carlo 98007, Monaco. Basilio has also completed works on the Central American and Caribbean Games and Championships.
- 12 The Olympic Marathon**
Written by Dr David Martin and Roger Gynn. This 511 page book gives a comprehensive story on each of the Olympic Marathons since 1896. Illustrated with photos of the races and maps of the courses. Available from Human Kinetics, 57A Price Ave, Lower Mitcham, South Australia 5062. Email: liahka@senet.com.au or from The USA Email: humank@hkusa.com
- 13 Athletics at the Commonwealth Games**
Compiled by Rob Whittingham, Paul Jenes, Stan Greenberg. This 336 page book gives the full results of athletics at all the Commonwealth Games from 1930 to 1998. There is also a full index of athletes. Available from Umbra Athletics Ltd. Email: rob@umbra.co.uk
- 14 Spanish Publications**
The Spanish Athletics Federation have produced a large number of statistical works including full results of All European Championships, History of the Olympic 100 Metres, 200 Metres, European Indoor Championships and the Ibero-American Games. They also have extensive Spanish yearbooks. Details on their website www.rfea.es
- 15 A World History of The One-Lap Race 1850-2004, "The Killer Sprint"**
Written by Dr Roberto Quercetani. This 287 page book details some of the great 400 metres races throughout history. The book is extensively illustrated with photos and the written text is superb. Available from info@sepeditrice.it
- 16 Athletics SA, A Centennial Chronicle 1905 - 2005**
Written by Fletcher McEwen. This 148 page publication is the history of athletics in South Australia. It is in chronologic order and extensively illustrated with rare photos of the past. Available from Athletics South Australia, PO Box 84, Torrensville Plaza, South Australia 5032
- 17 The Golden Girl**
Written by Rohan Clarke. This 176 page book is a tribute in words and picture to the legendary Betty Cuthbert. Available from Random House Australia Pty Ltd. www.randomhouse.com.au

There are also many excellent athletic magazines published around the world. They include Track and Field News and Track Newsletter (USA), Athletics Weekly (UK), Leichtathletik (Germany), Athletic Magazine (Canada), Atletica (Italy), Atletismo (Portugal), Juoksija (Finland). Many countries have yearly almanacs and magazines.

The IAAF also has a large number of publications, with details on their website at www.iaaf.org

For details contact Paul Jenes:
23-25 Grandview Road
Warrandyte 3113 Australia
Email: paul.jenes@athletics.org.au

asics®

sound mind, sound body



asics.com.au



John Steffensen

The stripe design featured on the sides of ASICS shoes is a trademark of ASICS Corporation and is a registered trademark in most countries of the world.





Australian Government
Australian Sports Commission

