

Principal  
sponsor

Telstra

2003

Season  
**Guide**



2003

4

*Incorporating 52nd Year of  
Records and Results*

155N 1322-4875





**2003**  
*Season*  
**Guide**

**TELSTRA A-SERIES &  
TELSTRA A-CHAMPIONSHIPS**

**INCORPORATING THE 52nd YEAR OF RECORDS & RESULTS**

This 2003 Season Guide was produced by Athletics Australia (AA)

**Special thanks to:**

International Association of Athletics Federations (IAAF), Paul Jenes, Dan Suchy, Neil Fuller, Ronda Jenkins and Peter Hamilton.

**Athletics Australia Sponsors and Supporters:**

Telstra, New Balance, IGA, Accor, Qantas, Vittel, Australian Sports Commission, Australian Olympic Committee, Australian Commonwealth Games Association, Australian Paralympic Committee.

**Official Photographers:**

Getty Images Pty Limited Phone: 1800 550 285

**Design & Production:**

Smith & Rowe Phone: (61 3) 9510 2411

**Printing:**

Imaging Power Phone: (61 3) 9326 4499

**Cover Image:**

Tamsyn Lewis, Jana Pittman, Lauren Hewitt and Cathy Freeman after winning the gold medal for the Women's 4x400m Relay at the 2002 Manchester Commonwealth Games.



## **Proudly supporting the development of Australian Youth Athletics**



*IGA is a proud sponsor of youth athletics in Australia.  
Through the development program of IGA Team Athletics we are  
striving to teach kids life skills - throwing, running and jumping.*

*IGA's vision is for our next generation to be more fit,  
more active and play more athletics.*

**It's  
your**



**[www.iga.net.au](http://www.iga.net.au)**

www.novotel.com.au  
www.accorhotels.com.au


# NOVOTEL

## Home of Athletics

Novotel is proud to be the official accommodation partner for Athletics Australia.

With 21 hotels and resorts throughout Australia, Novotel offers competitors and supporters consistently high standards, friendly service and genuine value for money.

For reservations call **1 300 65 65 65**



*Home of Athletics*

George Clarke 2001  
Australian Champion 1500 metres



A worldwide leader in hotels, tourism and services

## Contents

### PREFACE

Acknowledgements	1
Contents	4
Message from Athletics Australia	5
Message from Telstra	6

### CONTACT DIRECTORY

Australian Athletics Federation	8
Member Associations	9
State Institutes and Academies of Sport	10
High Performance	11 - 12
Media Contacts	13

### CALENDAR

Australian Athletics Events	16 - 18
-----------------------------	---------

### SELECTION CRITERIA 2003

Athletics Australia General Selection Policy	20 - 22
2003 Australian Team Selection Criteria & Standards	23 - 41

### AUSTRALIAN SEASON 2003

Telstra A-series Information	44 - 52
Past Athlete Award Winners	53 - 55
Meet Records	56 - 62
Australian Championships Placegetters 1987 - 2002	63 - 76

### RESULTS IN 2002

Track and Field	
Telstra Australian Combined Event Championships	78 - 80
Telstra Australian Club Championships	81 - 82
IGA Australian Youth Athletic Championships	83 - 88
Telstra A-series	89 - 102
Telstra Zatopek Classic	103
Telstra A-championships	104 - 114
Australian Championships 2002 - Road, Walks and Cross Country	115 - 122
IGA Australian All Schools Athletic Championships	123 - 142
IGA Schools Knockout Plate Competition	143 - 146
IGA Schools Knockout Cup Competition	147 - 150
Performances of Australian Athletes in International Competitions	151 - 163

### RECORDS

Outdoor	166 - 179
Indoor	180 - 182

### RANKINGS

Australian All-Time List	184 - 222
Australian Rankings List 2002	223 - 264
Australian U20 - U14 Rankings List 2002	265 - 281

### ATHLETE PROFILES

284 - 454

### ATHLETICS AUSTRALIA LIFE MEMBERS AND MERIT AWARD RECIPIENTS

456 - 457

### PUBLICATIONS

460 - 462

### MEDIA AWARDS

464 - 465

## Message from the Chairman of Athletics Australia

Fresh from our success at the Commonwealth Games in Manchester, Athletics Australia is committed to making the 2003 season - our best ever!

Commonwealth champions, medallists and World Cup performers will be back from February 2003 to vie for selection in the World Championships team – and to entertain the Australian public along the way.

The stage is set for some major comebacks, settling of scores, some fantastic battles and of course the inevitable upsets!

The contest will also be tough for the Telstra A-series event group winners and the Telstra Athletes of the Year...who will be queen of the sprints, or king of the jumps and will Mottram and Eagles hold on to their overall crowns? In the hotly contested Athlete with a Disability (AWD) area established stars Tim Sullivan and Lisa McIntosh will be looking over their shoulders at up and comers – Goldfinch and Stankovic to name just two out of a depth of talent in our Paralympic squad. The story will unfold throughout the season and culminate in the Telstra Athlete of the Year awards dinner on April 6th.

World athletics activity starts early this year with the World Indoor Championships and World Cross Country in March – kicking off some of our athletes' international campaigns and preparing them for glory on the world stage in Paris August 2003.

The Telstra A-series will continue to entertain crowds with tightly scheduled and highly entertaining events combined with giveaways, activities and amazing prizes to be won – an excellent family day out.

AA's commitment to keeping Australia healthy marches on with the second Lest We Forget Run and our commitment to the best and safest running events in Australia via our Running Australia framework. Visit [www.lestweforget.com.au](http://www.lestweforget.com.au) to find out how you can take part in this uniquely Australian fun run. In striving for top national health we have also launched the evolutionary IGA Team Athletics program. After reaching over 15,000 children in 2002 this primary school initiative will encourage yet more kids to a healthy and active lifestyle and teach them important life skills.

Have a brilliant 2003. Thank you to our principal sponsor Telstra; New Balance, IGA, Accor, Qantas, Vittel and the Australian Sports Commission for their commitment to our sport.

To our athletes please accept my personal wish for your success for the coming season! To the entire athletics family – thank you for your support and enthusiasm for athletics – the world's number one Olympic sport.

**BELIEVE IT. ACHIEVE IT.**

**Andrew Forrest**  
Chairman  
Athletics Australia

## Message from Telstra

As principal sponsor of Athletics Australia, Telstra is delighted to bring you the 2003 Telstra A-series.

Telstra is proud to support Australia's elite athletes – each a role model for young Australians, as they continue to demonstrate the discipline, team spirit and competitiveness required to reach this level of sporting achievement.

At Telstra, we do not underestimate the challenge of competition, we always aim to deliver an exceptional performance - just like our athletes.

Telstra believes in supporting the community and the Telstra sponsored A-series is your chance to see Australian athletes compete at the highest level.

In this, our third year as principal sponsor, we look forward to continuing to work with Athletics Australia and further developing the athletic spirit around the country.

I am ... You are ... We are Australians ... And we are proud to support the development of Australian athletes.

I wish all of the athletes the very best for the 2003 Telstra A-series.

**David Moffatt**  
Chief Financial Officer  
Telstra Corporation Limited

***Contact Directory***

**CONTACT DIRECTORY**

*Principal sponsor*





## Australian Athletics Federation

### Athletics Australia

Suite 22, Fawkner Towers  
431 St Kilda Road  
Melbourne Vic 3004  
Australia  
Phone: 03 9820 3511  
Fax: 03 9820 3544  
Email: [athletics@athletics.org.au](mailto:athletics@athletics.org.au)  
Web site: [www.athletics.org.au](http://www.athletics.org.au)

### Australian Athletic Confederation

(Professional Foot Runners)  
Reg Austin, President  
PO Box 321  
Willoughby NSW 2068  
Phone: 02 9958 5116  
Email: [rega@optushome.com.au](mailto:rega@optushome.com.au)

### Australian Masters' Athletics

c/- Stan Perkins, President  
106 Silkwood Street  
Algerster Qld 4115  
Phone: 07 3273 5792 (H)  
Fax: 07 5564 0498  
Email: [stan@goldcoastevents.com.au](mailto:stan@goldcoastevents.com.au)

### Australian Track and Field Coaches Association

Tony Rice  
Office 1.10  
Sports House  
Corner Castlemaine and Caxton Streets  
Milton Qld 4064  
Phone: 07 3368 3033  
Fax: 07 3368 3037  
Email: [atfca@eis.net.au](mailto:atfca@eis.net.au)

### Australian Federation of Race Walking Clubs Ltd

Jill Huxley, Secretary  
4 Peppercorne Place  
East Ballina NSW 2478  
Phone: 02 6686 8958  
Email: [jilltrev\\_2000@yahoo.com.au](mailto:jilltrev_2000@yahoo.com.au)

### Australian Ultra Runners Association

Ian Cornelius, President  
PO Box 282  
Runaway Bay Qld 4216  
Phone: 07 5537 8872  
Email: [fuelstarint@bigpond.com](mailto:fuelstarint@bigpond.com)

### School Sport Australia

Steve Kalend  
PO Box 57  
Higgins ACT 2615  
Tuggeranong ACT 2901  
Phone: 02 6205 9153  
Fax: 02 6205 9154

## Member Associations

### AUSTRALIAN CAPITAL TERRITORY

#### ACT Athletics

Executive Director: Ken Eynon  
President: Owen Heness  
Sports House  
Maitland Street  
Hackett ACT 2602  
Phone: 02 6247 1504  
Fax: 02 6247 1507  
Email: ken.eynon.act@athletics.org.au  
Web: www.actathletics.org.au  
(Office hours: 10am - 2pm)

### NEW SOUTH WALES

#### Athletics New South Wales

Chief Executive Officer: Greg Doyle  
President: Ralph Doubell  
Sports House  
Wentworth Park Raceway  
Ultimo NSW 2007  
Postal:  
PO Box 723  
Glebe NSW 2037  
Phone: 02 9552 1244  
Fax: 02 9552 1987  
Email: answnfo@dsr.nsw.gov.au  
Web: www.nswathletics.org.au

### NORTHERN TERRITORY

#### Northern Territory Athletics

General Manager: Phillip Stoneman  
President: Ian Fullarton  
Arafura Stadium, Abala Road  
Marrara NT 0810  
Postal:  
PO Box 40375  
Casuarina NT 0812  
Phone: 08 8945 1979  
Fax: 08 8945 2172  
Email: ntaths@bigpond.com.au

### QUEENSLAND

#### Queensland Athletics

Executive Director: Stephen Pitt  
President: David Williams  
ANZ Stadium  
Kessels Road  
Nathan QLD 4111  
Postal:  
PO Box 249  
Sunnybank QLD 4109  
Phone: 07 3343 5653  
Fax: 07 3349 6218  
Email: qldathletics@bigpond.com  
Web: www.trackstars.com.au

### SOUTH AUSTRALIA

#### Athletics South Australia

Executive Officer: Bob Cruise  
President: Tony Keynes  
Santos Stadium  
Railway Terrace  
Mile End SA 5031  
Postal:  
PO Box 84  
Torrensville SA 5031  
Phone: 08 8354 3477  
Fax: 08 8354 1219  
Email: athletics-sa@bigpond.com  
Web: www.athleticsa.org

### TASMANIA

#### Athletics Tasmania

General Manager: Gordon Jablonski  
President: Terry Mahoney  
Domain Athletic Centre  
Upper Domain Road  
Glebe TAS 7000  
Postal:  
GPO Box 2051  
Hobart TAS 7001  
Phone: 03 6234 9551  
Fax: 03 6231 1056  
Email: info@tasathletics.org.au  
Web: www.tasathletics.org.au

### VICTORIA

#### Athletics Victoria

Executive Director: Don Blyth  
President: Max Binnington  
No. 1 Ground  
Olympic Park Athletic Track  
Swan Street  
Melbourne VIC 3004  
Phone: 03 9428 8195  
Fax: 03 9427 9183  
Email: info@athsvic.org.au  
Web: www.athsvic.org.au

### WESTERN AUSTRALIA

#### AthleticA

Chief Executive Officer: Wayne Loxley  
President: Peter Bacich  
Perry Lakes Stadium, Meagher Drive  
Floreat WA 6014  
Postal:  
PO Box 157  
Floreat Forum WA 6014  
Phone: 08 9287 1200  
Fax: 08 9287 1300  
E-mail: info@waathletics.org.au  
Web: www.waathletics.org.au

## State Institutes & Academies of Sport - Athletics

**Australian Capital Territory**

Australian Institute of Sport  
Track & Field Office  
PO Box 176  
Belconnen ACT 2616  
Phone: 02 6214 1233  
Fax: 02 6214 1639  
Web: [www.ais.org.au](http://www.ais.org.au)

**New South Wales**

NSW Institute of Sport  
PO Box 476  
Sydney Markets NSW 2129  
Phone: 02 9763 0244  
Fax: 02 9763 0250  
Web: [www.nswis.com.au](http://www.nswis.com.au)

**Northern Territory**

NT Institute of Sport  
PO Box 40844  
Casuarina NT 0811  
Phone: 08 8922 6817  
Fax: 08 8922 6800  
Web: [www.nt.gov.au](http://www.nt.gov.au)

**Queensland**

QLD Academy of Sport  
PO Box 8103  
Woolloongabba QLD 4109  
Phone: 07 3420 5182  
Fax: 07 3404 3205  
Web: [www.qasport.qld.gov.au](http://www.qasport.qld.gov.au)

**South Australia**

SA State Institute of Sport  
PO Box 219  
Brooklyn Park SA 5032  
Phone: 08 8416 6650  
Fax: 08 8416 6755  
Web: [www.recSPORT.sa.gov.au/sasi.shtml](http://www.recSPORT.sa.gov.au/sasi.shtml)

**Tasmania**

Tasmanian Institute of Sport  
PO Box 93  
Prospect TAS 7250  
Phone: 03 6336 2202  
Fax: 03 6336 2211  
Web: [www.tis.tas.gov.au](http://www.tis.tas.gov.au)

**Victoria**

Victorian Institute of Sport  
PO Box 828  
South Melbourne VIC 3205  
Phone: 03 9699 8055  
Fax: 03 9699 7690  
Web: [www.vis.org.au](http://www.vis.org.au)

**Western Australia**

WA Institute of Sport  
PO Box 139  
Claremont WA 6910  
Phone: 08 9387 8166  
Fax: 08 9383 7344  
Web: [www.wais.org.au](http://www.wais.org.au)

## High Performance Contacts

### Athletics Australia

Keith Connor – AA Head Coach  
(B) 02 8436 2193 (M) 0438 604 595  
keith.connor@athletics.org.au

Said Aouita - AA/AIS National Distance Coach  
(B) 02 9763 0232 (M) 0438 604 737  
said.aouita@athletics.org.au

Kathryn Periac – AA High Performance Manager  
(B) 03 9869 5011 (M) 0438 604 577  
kathryn.periac@athletics.org.au

David Tarbotton – AA High Performance Administrator  
(B) 02 8436 2101 (M) 0438 604 589  
david.tarbotton@athletics.org.au

Emma Lappin – AA High Performance Officer  
(B) 03 9869 5011 (M) 0438 604 200  
emma.lappin@athletics.org.au

Scott Goodman – Athletes with a Disability Head Coach  
(B) 02 6214 1824 (M) 0438 604 578  
scott.goodman@ausport.gov.au

Bruce Hamilton – AA Sports Medicine Co-ordinator  
(B) 02 6214 1253 (M) 0408 348 251  
bruce.hamilton@ausport.gov.au

Brent Kirkbride – AA Sports Medicine Co-ordinator  
(B) 02 9764 3131 (M) 0412 363 553  
bksc@ozemail.com.au

Mark Moresi – AA Sports Science Co-ordinator  
(B) 02 9763 0202 (M) 0409 933 696  
mmoresi@dsr.nsw.gov.au

### Australian Capital Territory

Chris Nunn – AIS Head Coach  
(B) 02 6214 1452 (M) 0438 604 634  
chris.nunn@ausport.gov.au

Iryna Dvoskina - ACTAS/AIS AWD Coach  
(B) 02 6214 1233

Craig Hilliard – AIS Coach  
(B) 02 6214 1276 (M) 0411 237 907  
craig.hilliard@ausport.gov.au

Louise Mogg – AIS Track and Field Co-ordinator  
(B) 02 6214 1233 (M) 0417 571 457  
louise.mogg@ausport.gov.au

Richard Telford – AIS Coach  
(B) 02 6214 1569 (M) 0411 237 908  
rtelford@ausport.gov.au

### New South Wales

Rob Medicott – NSWIS Co-ordinator  
(B) 02 9763 0244 (M) 0438 604 610  
rmedicott@dsr.nsw.gov.au

Andrew Dawes - Wheelchair Track and Road Coach  
(B) 02 9763 0218 (M) 0408 506 030  
andrewd@dsr.nsw.gov.au

Di Huxley - NSWIS Coach  
(B) 02 9763 0232 (M) 0438 604 594  
dhuxley@dsr.nsw.gov.au

Michael Khmel – NSWIS Coach  
(B/M) 0438 604 615  
mkhmel@dsr.nsw.gov.au

Rudolf Sopko – NSWIS Coach  
(B) 02 9981 4353 (M) 0438 604 632  
rsopko@dsr.nsw.gov.au

### Northern Territory

NT Athletics  
(B) 08 8945 1979  
ntaths@bigpond.com.au

### Queensland

Matt Favier – QAS Athletics Program Manager  
(B) 07 3420 5182 (M) 0418 130 400

Steve Lemke - Head Coach  
(B) 07 3402 5182 (M) 0438 604 638  
lemkesr@bigpond.com

Brett Jones – Head Coach  
(B) 07 3420 5182 (M) 0412 357 773  
jonesbrett@compuserve.com

## High Performance Contacts *(continued...)*

### South Australia

Graham Boase – SASI Head Coach  
(B) 08 8416 6650 (M) 0401 124 003  
boase.graham@saugov.sa.gov.au

Nik Hagicostas – Coach  
(B) 08 8416 6649 (M) 0413 865 200  
hagicostas.nik@saugov.sa.gov.au

Vassili Grichtchenkov – Coach  
(B) 08 8416 6755 (M) 0401 123 979  
grichtchenkov.vassili@saugov.sa.gov.au

### Tasmania

To be confirmed

### Victoria

Eric Hollingsworth – VIS Head Coach  
(B) 03 9699 8055 (M) 0403 014 608  
eric.hollingsworth@vis.org.au

Peter Fortune – Coach  
(B) 03 9427 9917 (M) 0412 369 867  
peter.fortune@vis.org.au

Bruce Scriven – Coach  
(M) 0412 652 671  
scrivo@primus.com.au

### Western Australia

Helen Baron-Hay – WAIS Program Consultant  
(B) 08 9387 8166  
helen.baronhay@wais.org.au

Alex Parnov – Coach  
(B) 08 9387 8166 (M) 0402 309 926  
aparnov@wais.org.au

Lyn Foreman – Coach  
(B) 08 9387 8166 (M) 0438 604 601  
lforeman@wais.org.au

Grant Ward - Coach  
(B) 08 9387 8166 (M) 0409 300 561  
gward@wais.org.au

Aaron Holt - Coach  
(B) 08 387 8166 (M) 0438 604 617  
aholt@wais.org.au

## Media Contacts

### Athletics Australia

Katie Hodge  
Media Manager  
Athletics Australia  
Ph: 03 9820 3511  
Fax: 03 9820 3544  
Mob: 0438 604 584  
Email: [katie.hodge@athletics.org.au](mailto:katie.hodge@athletics.org.au)

Simon Allatson  
Chief Executive Officer  
Athletics Australia  
Ph: 03 9869 5002  
Fax: 03 9869 5053  
Mob: 0438 604 582  
Email: [sallatson@athletics.org.au](mailto:sallatson@athletics.org.au)

Helen Soulsby  
Marketing Manager  
Athletics Australia  
Ph: 03 9820 3511  
Fax: 03 9820 3544  
Mob: 0438 604 590  
Email: [helen.soulsby@athletics.org.au](mailto:helen.soulsby@athletics.org.au)

Keith Connor  
Head Coach  
Athletics Australia  
Fax: 02 8436 2183  
Mob: 0438 604 595  
Email: [keith.connor@athletics.org.au](mailto:keith.connor@athletics.org.au)

### Telstra

Kari Lyall  
General Manager - Sponsorship Events  
Telstra  
Ph: 03 9203 7490  
Fax: 03 9650 4796  
Email: [Kari.Lyall@team.telstra.com](mailto:Kari.Lyall@team.telstra.com)

Tracey Capper  
Sponsorship and Events  
Telstra  
Ph: 03 9203 7076  
Fax: 03 9650 4796  
Mob: 0417 341 146  
Email: [Tracey.A.Capper@team.telstra.com](mailto:Tracey.A.Capper@team.telstra.com)

The Athletics Australia CEO and Head Coach are the spokespersons on the following issues:

**Simon Allatson** Governance and Strategy, Business and Management, Marketing/Branding and Sponsorship, Doping, Legal, Finance  
**Keith Connor** High Performance, Coaches/Coaching, Australian Teams, Athlete Development

## ATHLETICS AUSTRALIA ONLINE

For the latest news and information from Athletics Australia and the Telstra A-series, head to Athletics Australia's website at:

[www.athletics.org.au](http://www.athletics.org.au)





# *Calendar of Events*

CALENDAR

## *Principal sponsor*





## Calendar of Events

### JANUARY 2003

2-5	Perth Mile Series	Perth	WA
8-12	AUSTRALIAN YOUTH OLYMPIC FESTIVAL (10-11 January - Athletics)	Sydney Athletic Centre	NSW
11-12	South Australian Combined Events Championships	Santos Stadium	Mile End SA
11	Runner's World Portsea Twilight		Portsea VIC
12	Hobart Cadbury Marathon		Hobart TAS
12	New South Wales Clubs Championships	Sydney Athletic Centre	NSW
18-19	New South Wales Country Athletics Championships		Beaton Park NSW
18-19	Western Australian Combined Events Championships	Perry Lakes Stadium	Floreat Park WA
19	Tasmanian Clubs Championships		Penguin TAS
19	Victorian Mile / 100 Yards Championships		Mentone VIC
23	SELECTION TRIALS FOR 2003 WORLD CROSS COUNTRY CHAMPIONSHIPS		Bundoora VIC
25-26	Victorian Country Athletics Championships	Albury Athletics Complex	NSW

### FEBRUARY 2003

1-2	New South Wales & ACT Combined Events Championships	Sydney Athletic Centre	NSW
1-2	Tasmanian Combined Events, Relays, 10000m Championships	Domain AC	Hobart TAS
6	TELSTRA A-SERIES - ADELAIDE [IAAF Area Permit meet]	Santos Stadium	Mile End SA
8	TELSTRA A-SERIES - PERTH [IAAF Area Permit meet]	Perry Lakes Stadium	Floreat Park WA
8-9	New South Wales Youth Under 14 - Under 18 Athletics Championships including Masters 5000m & 30-49 Throws	Sydney Athletic Centre	NSW
14	New South Wales Open 5000m Championships	Sydney Athletic Centre	NSW
15	TELSTRA A-SERIES - CAMPBELLTOWN [IAAF Area Permit meet]	Campbelltown Athletic Centre	NSW
22	TELSTRA A-SERIES - CANBERRA [IAAF Area Permit meet]	AIS Athletic Track	Bruce ACT
22-23	TELSTRA A-SERIES - CANBERRA ~ COMBINED EVENTS	AIS Athletic Track	Bruce ACT
22-23	Victorian Youth Athletics Championships including Under 23 Events	Olympic Park	Melbourne VIC
23	AUSTRALIAN 100KM ROAD CHAMPIONSHIPS	Yarralumla Bay	Canberra ACT
23	Brighton Bay Run		Sandringham VIC
26	South Australian Distance Championships	Santos Stadium	Mile End SA

### MARCH 2003

1	TELSTRA A-SERIES - MELBOURNE [IAAF Grand Prix II meet]	Olympic Park	Melbourne VIC
	TELSTRA AUSTRALIAN OPEN MEN & WOMEN 5000M CHAMPIONSHIPS		
1-2	South Australian Athletics Championships	Santos Stadium	Mile End SA
7-9	Queensland Open, U20, U18 & U16 Athletics Championships	ANZ Stadium	Nathan QLD
7-9	Victorian Open & Under 20 Athletics Championships including Overage & AWD	Olympic Park	Melbourne VIC
7-9	Western Australian Athletics Championships	Perry Lakes Stadium	Floreat WA
8-9	New South Wales Open, Under 20 & Masters Athletics Championships	Sydney Athletic Centre	NSW
14-16	Australian Capital Territory Athletics Championships	AIS Athletic Track	Bruce ACT
14-16	9TH IAAF WORLD INDOOR CHAMPIONSHIPS IN ATHLETICS		Birmingham GBR
15-16	Tasmanian Athletics Championships	Domain Athletic Centre	Hobart TAS
21-23	IGA AUSTRALIAN YOUTH ATHLETICS CHAMPIONSHIPS	Sydney Athletic Centre	NSW
	Selection Trials for 2003 World Youth Championships in Athletics		
22	TELSTRA A-SERIES - SYDNEY [IAAF Area Permit meet]	Sydney Athletic Centre	NSW
29-30	31ST IAAF WORLD CROSS COUNTRY CHAMPIONSHIPS		Lausanne Switzerland

**APRIL 2003**

3-4	TELSTRA AUSTRALIAN COMBINED EVENTS CHAMPIONSHIPS Selection Trials for 2003 World Championships in Athletics	ANZ Stadium Nathan QLD
3-6	TELSTRA A-CHAMPIONSHIPS Selection Trials for 2003 World Championships in Athletics	ANZ Stadium Nathan QLD
6	TELSTRA AUSTRALIAN ROAD WALKING CHAMPIONSHIPS [Men's 20km Road Walk & Women's 20km Road Walk] Selection Trials for 2003 World Championships in Athletics	Davies Park South Brisbane QLD
6	TELSTRA AUSTRALIAN CLUBS CHAMPIONSHIPS	ANZ Stadium Nathan QLD
6	Run to the G	Melbourne VIC
6	ACT Women & Girls' Fun Run	Canberra ACT
12	TELSTRA A-SERIES - RUNAWAY BAY [IAAF Area Permit meet]	Runaway Bay QLD
13	TELSTRA AUSTRALIAN OPEN MEN & WOMEN 10000M CHAMPIONSHIPS	
13	New Balance Canberra Marathon	Canberra ACT
13	Australian Masters' Marathon Championships	Canberra ACT
18-21	TELSTRA AUSTRALIAN MASTERS' ATHLETICS CHAMPIONSHIPS	Perth WA
19-22	Stawell Gift	Stawell VIC
27	Lest We Forget Run	National Series
27	Brisbane Marathon	Brisbane QLD

**MAY 2003**

3-4	Barrier Reef Athletics Carnival	Townsville QLD
4	The Great Train Race (Puffing Billy)	Belgrave VIC
11	Streets City v's Country Challenge	Santos Stadium Mile End SA
17-18	Bowen Athletics Carnival	Bowen QLD
18	TELSTRA AUSTRALIAN MEN'S 50KM ROAD WALKING CHAMPIONSHIP	Albert Park VIC
18	Canberra Half Marathon	Canberra ACT
18	City to Casino Fun Run	Hobart TAS
25	Sydney Morning Herald Half Marathon	Sydney NSW

**JUNE 2003**

1	Brauer Barossa Half Marathon	Tanunda SA
8	TELSTRA AUSTRALIAN MEN'S U20 10KM ROAD WALKING CHAMPIONSHIP	Canberra ACT
14	Australian Capital Territory Cross Country Championships	Canberra ACT
21	TELSTRA AUSTRALIAN MOUNTAIN RUNNING CHAMPIONSHIPS	Wollongong NSW
28-29	Coral Coast Athletics Carnival	Cairns QLD

**JULY 2003**

6	TELSTRA AUSTRALIAN HALF MARATHON CHAMPIONSHIPS	Gold Coast QLD
6	Gold Coast Marathon	Gold Coast QLD
10-13	3RD IAAF WORLD YOUTH CHAMPIONSHIPS IN ATHLETICS	Sherbrooke Canada
27	Sutherland to Surf	Sutherland NSW

**AUGUST 2003**

3	Townsville Running Festival	Townsville QLD
10	Sun Herald City to Surf	Sydney NSW
16	TELSTRA AUSTRALIAN CROSS COUNTRY CHAMPIONSHIPS & IGA AUSTRALIAN ALL SCHOOLS CROSS COUNTRY CHAMPIONSHIPS	Melbourne VIC
17	TELSTRA AUSTRALIAN ROAD WALKING CHAMPIONSHIPS & IGA AUSTRALIAN JUNIOR ROAD WALKING CHAMPIONSHIPS	Melbourne VIC
17-18	Mackay Athletics Carnival	Mackay QLD
21-31	WORLD UNIVERSITY GAMES	Daegu Korea
23-31	9TH IAAF WORLD CHAMPIONSHIPS IN ATHLETICS	Paris France
24	Channel Nine City to Surf (Perth)	Perth WA
31	Noosa Half Marathon	Noosa QLD

## Calendar of Events *(continued...)*

### SEPTEMBER 2003

7-11	School Sport Australia Primary School Track & Field Exchange	Darwin NT
12-13	1ST IAAF WORLD ATHLETICS FINAL	Monaco
14	TELSTRA AUSTRALIAN MARATHON CHAMPIONSHIPS	Sydney NSW
14	Flora Sydney Marathon & Sunday Telegraph 10k Bridge Run	Sydney NSW
20-21	19TH WORLD MOUNTAIN RUNNING TROPHY	Anchorage USA
21	Advertiser City-Bay Fun Run	Adelaide SA
26-28	North Queensland Athletics Championships including Combined Events	Townsville QLD
date tba	Singapore Athletics Championships	Singapore

### OCTOBER 2003

4	12TH IAAF WORLD HALF MARATHON CHAMPIONSHIPS	Vila Moura Portugal
12	Skilled Burnie Ten	Burnie TAS
26	321 GO (Junior Burnie Ten)	Burnie TAS

### NOVEMBER 2003

1	New Balance Bolt	Noosa QLD
16	IAU WORLD 100KM CHALLENGE	Taipei TPE

### DECEMBER 2003

11-14	IGA AUSTRALIAN ALL SCHOOLS ATHLETICS CHAMPIONSHIPS	ANZ Stadium Nathan QLD
16	IGA SCHOOLS KNOCKOUT NATIONAL FINAL	University of Qld St Lucia QLD

### 2004

date tba	OCEANIA OPEN & UNDER 18 AREA CHAMPIONSHIPS	Townsville - Thuringowa QLD
----------	--	-----------------------------

### MARCH 2004

5-7	10TH IAAF WORLD INDOOR ATHLETICS CHAMPIONSHIPS	Budapest Hungary
20-21	32ND IAAF WORLD CROSS COUNTRY CHAMPIONSHIPS	Brussels Belgium

### JULY 2004

13-18	10TH IAAF WORLD JUNIOR CHAMPIONSHIPS IN ATHLETICS	Grosseto Italy
-------	---	----------------

### AUGUST 2004

13-29	OLYMPIC GAMES (20-28 August - Athletics)	Athens Greece
-------	--	---------------

### SEPTEMBER 2004

3-5	WORLD MOUNTAIN RUNNING TROPHY	Sauze d'Oulz Italy
17-18	2ND IAAF WORLD ATHLETICS FINAL	Monaco

### NOVEMBER 2004

29-4 Dec	COMMONWEALTH YOUTH GAMES	Bendigo VIC
----------	--------------------------	-------------

### MARCH 2005

19-20	33RD IAAF WORLD CROSS COUNTRY CHAMPIONSHIPS	Le Mans France
-------	---	----------------

### JULY 2005

16-26	WORLD UNIVERSITY GAMES	Izmir Turkey
-------	------------------------	--------------

### AUGUST 2005

5-14	10TH IAAF WORLD CHAMPIONSHIPS IN ATHLETICS	Helsinki Finland
------	--	------------------

### NOVEMBER 2005

date tba	EAST ASIA GAMES	Macau
----------	-----------------	-------

### 2006 COMMONWEALTH GAMES

Melbourne - 15th to 26th March 2006

Please check all dates with Member Associations or event organisers as details may change without notification to Athletics Australia. For entry details, contact the relevant Member Association, event organiser or Athletics Australia. For State Championships and interclub fixtures, contact the relevant Member Association.

***Selection Criteria***

SELECTION CRITERIA

*Principal sponsor*



## Athletics Australia General Selection Criteria

### GENERAL

1. The Selection Committees shall only have regard to athletic performances that are properly verified performances. It shall be part of the duty of the Athletics Australia Statistician, to keep the Selection Committees advised of current performances of athletes who may be under consideration for selection. To this end, it is most important that each Member Association keeps the Athletics Australia Statistician supplied with information relevant to performances of their respective athletes. Such information shall include:
  - the date of competition
  - the weather conditions
  - wind gauge readings where appropriate
  - the place of competition and type of track
  - the date of birth of the athlete concerned
  - the method of timekeeping used, in running or walking events

In furnishing material to the Selectors, the Statistician may furnish them with performances that took place overseas, if the same appear in journals recognised by the Association of Track & Field Statisticians, or information relevant to such performances are verified by the controlling body of the meeting.

Member Associations are asked to make every effort to ensure that wind gauges are available and in use at all meetings in which athletes in line for selection are likely to compete. If available, Member Associations are asked to use electronic photo or video timing for events where qualifying or other selection enhancing performances can be reasonably foreseen.

2. Except where a selection trial is held for selection and the particular selection criteria for the team states otherwise, no one performance or place in a particular event or competition, shall result in an athlete gaining automatic selection as a member of a team.
3. To be selected in any Australian team to major competitions, there is an overriding requirement for athletes to have participated in:
  - Telstra A-championships
  - State / Territory Championships
  - the Telstra A-series & international meetings conducted in Australia
  - other meetings designated by the AA Board or a Selection Committee
4. During the period between the announcement of the team and the date of departure, athletes must demonstrate that they are physically fit, be performing well and likely to compete at a level appropriate to the competition(s) for which they have been selected.
 

During the period between the announcement of the team and the date of departure, assessment shall be made from time to time as to the selected athletes' standard of fitness, their progress in training and their preparedness for the event in which they have been selected. Such assessment shall be directed and be under the control of the Athletics Australia Head Coach. If, as a result of such assessment, it is considered by the Manager, after consultation with the other Team Officials, that by reason of ill health, injury or some other matter, a selected athlete has not maintained his or her fitness or standard of performance so as to be able to represent Australia at a standard comparable to that exhibited so as to gain selection, the Manager shall immediately notify the Athletics Australia Head Coach, who shall have the power to withdraw that athlete from the team.
5. All athletes must be persons proved eligible and appropriate to represent Australia.

## Athletics Australia General Selection Criteria *(continued...)*

6. Where a designated trial is to be conducted immediately prior to the announcement of the team, all athletes wishing to be selected must compete in such trial in the event(s) for which they wish to be selected, unless they have specific exemption from the CEO in consultation with the appropriate Selection Committee. Exemption will usually only be given if the athlete is a permanent resident outside of Australia; for some proper medical reason or special compassionate reason. The CEO may require an athlete to undergo a medical examination by a medical officer nominated by him.
7. An athlete residing outside of Australia, who wishes to be selected in Australian teams, must provide to the Selection Committee, through the High Performance Manager, performances verified by the National Federation under whose jurisdiction such performances were made.
8. Where practicable, there shall be a trial for all road events. The date and place of the trial shall be announced by Athletics Australia as soon as practicable before the competition concerned and may be incorporated in an Australian championship or other recognised existing event.
9. **OLYMPIC GAMES, COMMONWEALTH GAMES, WORLD CHAMPIONSHIPS (INCLUDING JUNIOR & INDOOR CHAMPIONSHIPS)**

In the year preceding each of the World Championships, Olympic Games and Commonwealth Games, there shall be, announced by the Selection Committees as soon as practicable, graded standards of performance by which the quality of an athlete's performance may be considered by a Selection Committee during the qualifying period set down by the appropriate body or the committee as the case may be. No wind aided performances shall be considered. Such standards shall be:

- (a) A top standard which shall be an international standard fixed by the Selectors, having regard for the Australian standard of performance in such event and world standards. It may be above the championship's qualifying standard, where appropriate.
- (b) The qualifying standard issued by the body controlling the Championship where appropriate, eg: the Olympic Games qualifying standard.

At the time of the announcement of such standards, Athletics Australia shall, if possible, announce the date on which the team will be selected for the competition concerned.

Particular regard shall be had by the Selectors to the attainment of such standards at the meetings listed in clause 3 held during the current season. When the announcement of the team is immediately preceded by a specially nominated trial meeting, performances thereat shall be regarded by the Selectors to be of paramount importance.

### 10. **INTERNATIONAL INVITATIONS**

When an invitation is received by Athletics Australia for a specific number of athletes (who are not named) to compete overseas or for an athlete or athletes (who are not named) to compete in a particular event, Athletics Australia shall refer that invitation to the relevant Selection Committee. They shall submit to Athletics Australia, the names of athletes who he/she considers to be of sufficient standard to represent Australia at such meeting or in such event. Such athletes as named by the Selection Committee shall be ranked by them. Athletics Australia shall ascertain the availability of such athletes to compete overseas in accordance with the list and priority named by the Chairman.

**Athletics Australia General Selection Criteria** *(continued...)***11. TEAM EVENTS**

If, in the opinion of a Selection Committee, the overall standard of available athletes does not warrant a team being selected, any athletes who have achieved automatic selection in accordance with the published criteria, will be notified accordingly.

If, after the date of the selection of any team for a team event, withdrawals for any reason make a team uncompetitive or incomplete, and suitable available replacements cannot be found by the Selection Committee, the affected team may be withdrawn and the selected athletes notified accordingly.

If the organisers of the competition permit individuals to be entered, the Committee may nominate suitable qualified individuals.

**12. AGE LIMITS**

An athlete shall not be selected to represent Australia unless he/she will have attained the age of fourteen (14) years by the opening day of the competition (if in Australia) or tour (if overseas).

An athlete shall not be selected to represent Australia in any event over a distance greater than a half marathon, unless he/she will have attained the age of eighteen (18) years on the day of competition.

**13. Female athletes who achieve qualifying performances in mixed races must demonstrate that they can achieve similar performances in female only races.****14. TRACK RELAY TEAMS**

Teams may only be selected where the Selection Committee is of the opinion that at least five (5) available athletes are of the standard required. Five (5) athletes will in general be selected for each relay team.

Where the Selection Committee is of the opinion that a relay team will be competitive, a team may be selected. Where practicable, a training squad should be selected as far in advance as possible. Commitment to the squad will be an important factor in final selection.

**15. Any athlete seeking or having achieved selection, must keep the High Performance Manager of Athletics Australia, informed at all times of their contact address and phone numbers and of any changes thereto, particularly whilst overseas for any reason. Failure to do so may result in the withdrawal of the athlete from this and subsequent teams.**

## 2003 World Indoor Championships, Birmingham, United Kingdom 14th–16th March 2003

**OBJECTIVE** – Athletics Australia's overall philosophy for selecting major international teams should be noted. Athletics Australia is committed to selecting only those athletes whose current results and/or previous major international results indicate that the athlete is capable of being competitive in the top 8 at the world indoor level. Relay teams may also be selected where the available athletes meet the specified team criteria.

**APPEALS** – An appeal process has been established by Athletics Australia, copies of which are available from the AA Office and on AA's web site [www.athletics.org.au](http://www.athletics.org.au).

Athletes making themselves available for selection do so on the basis that no appeal to the Court of Arbitration for Sport is allowable under this process. The sole ground for appeal will be that the Selection Committee has not properly followed the provisions of these criteria.

### 1. SELECTION

- 1.1 Athletes must compete in all designated meets, in the relevant event, to be eligible for selection. Selection Trials will be the Telstra A-series, up to and including the Melbourne 1st March meet.
- 1.2 Athletes must have achieved the entry standard since 1st June 2002, and have demonstrated a capacity to finish in the first eight in their respective event at World Indoor Championships. In the case of relays, there must be an expectation that the team chosen will finish in the first three.
- 1.3 Merely achieving the qualifying standard will not ensure an athlete's selection. The athlete must demonstrate their competitiveness to support the qualifying performance(s) with similar performances and a good competitive record against their immediate rivals during the 2003 Telstra A-series meets.
- 1.4 All athletes who wish to be considered for selection must notify the AA High Performance Manager (Kathryn Periac) at the AA office by the 19th December 2002.
- 1.5 This criteria must be read in conjunction with the General Selection Policy of Athletics Australia.
- 1.6 All selected athletes and staff will be governed by Athletics Australia's By-Laws and Rules, specifically those concerning the conduct and behaviour of athletes and teams and the Anti-Doping Policy.

### 2. TEAM ANNOUNCEMENTS

- 2.1 The selection date for the team will be 2nd March 2002.



## 2003 World Indoor Championships, Birmingham, United Kingdom 14th–16th March 2003 *(continued...)*

### 3. SELECTION STANDARDS

3.1 The following standards and rules determined by the IAAF are supplied for information only. The criteria outlined above will be followed for selection, not the achievement of these standards.

	Men		Women	
	Indoor	Outdoor	Indoor	Outdoor
60 metres	6.78	10.21 (100m)	7.50	11.27 (100m)
200 metres	21.15	20.59	23.79	22.97
400 metres	46.90	45.43	53.86	51.37
800 metres	1:48.25	1:46.00	2:04.38	2:00.00
1500 metres	3:43.94	3:34.90	4:17.74	4:05.80
3000 metres	7:54.57	13:21.50 (5000m)	9:10.48	15:08:70 (5000m)
60m Hurdles	7.75	13.54 (110m)	8.20	12.96 (100m)
4x400m Relay	-	-	-	-

	Men	Women
High Jump	2.30	1.94
Pole Vault	5.70	4.40
Long Jump	8.17	6.74
Triple Jump	17.05	14.22
Shot Put	20.47	18.56

The IAAF will invite eight male and female athletes maximum to compete in the combined events: the top six from the 2003 Indoor List and the top two athletes in the 2002 Outdoor Lists.

Upon refusals or cancellations, the invitations shall be extended to the next ranked athletes in the same lists.

All performances must be achieved during the qualifying period set by AA.

All performances must be achieved during an official competition organised in conformity with IAAF Rules.

Mixed race performances will not be accepted.

Wind assisted performances will not be accepted.

## 2003 World Cross Country Championships, Lausanne, Switzerland 29th–30th March 2003

### 1. GENERAL

- 1.1 The six events contested at the IAAF World Cross Country Championships are:  
 Senior Men: 12km and 4km                      Senior Women: 8km and 4km  
 Junior Men: 8km                                      Junior Women: 6km
- 1.2 Teams may be selected for any or all of the six events. It will be expected that all teams are capable of finishing in the top 8. Athletes will only be selected to a team where all athletes in that team are of an appropriate standard to compete in the World Championships.
- 1.3 Emphasis will be placed on the Athletics Australia World Cross Country Trial and an athlete's recent competitive ability in domestic and international competition.
- 1.4 Performances in the Australian Cross Country Championships and the 2002 Zatopek Classic will be of significant importance, specifically the 10km races for open athletes and the 3km races for junior competitors. Other track performances over 5/10km for men, 3/5km for junior men, 5/10km for senior women and 3/5km for junior women achieved in meets designated or approved by the selectors will also be considered.

### 2. CRITERIA FOR SELECTION OF INDIVIDUAL ATHLETES

#### 2.1 Senior Men and Women

Where teams are not selected for an event, consideration will be given to selecting individual athletes who have previously finished in the Top 20 at the World Cross Country Championships and/or have a current (ie within the 2003 World Championships qualifying period as per the AA Selection Criteria for this event) IAAF A Qualifying performance in a relevant event (1500m and above).

#### 2.2 Junior Men and Women

Where teams are not selected for an event, consideration will be given to selecting individual athletes who have achieved the track qualifying standard listed below in a comparable track event since 1st September 2002 and:

- who also win the Athletics Australia World Cross Country Trial in the age group/distance for which they wish to be considered for selection; or
- are beaten only by an athlete who has such a qualifying standard.

Note that qualifying times must be achieved in an official AA approved competition.

### 3. CRITERIA FOR SELECTION OF TEAMS

Where a team is selected, in general and at the Selectors' discretion, at least one more than the minimum scoring number (4) will be chosen ie five athletes will be named.

#### 3.1 Junior Men and Women

A team will only be considered where a minimum of three athletes have achieved the team track qualifying standard since 1st September 2002 and all three are not beaten by a non qualifier in the trial.

Junior Men	Individual	Team
3km	8.30	
5km	14.15	14.55
Junior Women		
3km	9.30	9.40
5km	16.30	

Note that qualifying times must be achieved in an official AA approved competition.

**2003 World Cross Country Championships, Lausanne, Switzerland**  
**29th–30th March 2003** *(continued...)***3.2 Senior Men and Women**

Teams will only be selected where all athletes are of an appropriate standard to compete in the World Championship.

**4. THE SELECTION TRIAL**

The Trial will be conducted on Thursday January 23rd 2003 at Bundoora Park, Melbourne. Distances in the trial will be as follows:

- 8km for men and junior men
- 6km for women and junior women

The trial will be mandatory for those wishing to be considered for selection, unless they are unable to participate in same due to injury, illness or international competition commitments.

Athletes not able to participate in the trial for any of the above reasons must notify the AA High Performance Manager in advance of the Trial, and, in the case of illness or injury, will be required to provide a medical certificate from an AA approved medical practitioner.

5. These criteria must be read in conjunction with the General Selection Policy of Athletics Australia.

6. All selected athletes and staff will be governed by Athletics Australia's By-Laws and Rules, specifically those concerning the conduct and behaviour of athletes and teams and the Anti-Doping Policy.

## 2003 World Youth Track & Field Championships, Sherbrooke, Canada 10th-13th July 2003

### 1. SELECTION

- 1.1 In selecting a team for the World Youth Championships Australia is not aiming to send a full team (the number selected will be around 25). Athletes will generally only be selected if they are considered likely to be highly competitive in the Championships (ie likely to finish in the top eight in their principal event). The qualifying period is from 1st June, 2002.
- 1.2 There will be no specific selection trials for any events, however the IGA Australian Youth Athletics Championships is considered the most important event.
- 1.3 In accordance with IAAF rules, only two athletes can be entered per event per country. Athletes are restricted to a maximum of two events (of which only one race may be above 400m) plus one relay. All athletes must be born in 1986, 1987 or 1988 to be eligible to compete.
- 1.4 Selections will be based on athlete performances during the 2002-03 domestic season, especially the various Australian Championships and any other events specifically designated by the Selection Committee. In cases of doubt, performances in the Under 18 event/s at the 2003 IGA Australian Youth Athletics Championships will take precedence over those in the Open, Under 20 or Under 16.
- 1.5 Merely achieving the qualifying standard will not ensure an athlete's selection. The athlete must have a good competitive record against their immediate rivals.
- 1.6 Relay teams will not necessarily be selected; selection will be dependent on standards. Where a relay team is selected, five athletes will, in general, be chosen. All athletes selected for individual events must make themselves available for relays if required.
- 1.7 Prospective athletes must compete in the 2003 IGA Australian Youth Athletics Championships in the Under 18 event/s for which they are seeking selection and in other major domestic meetings in the event(s) for which they are seeking selection. The Selection Committee may exempt highly ranked athletes if they have an acceptable reason for not competing in the Under 18 Championships. Any request for exemption must be sent to the Athletics Australia High Performance Manager one week prior to the 2003 IGA Australian Youth Athletics Championships.
- 1.8 Athletes who fail to compete in the 2003 IGA Australian Youth Athletics Championships because of illness or injury may still be selected provided all other qualifying conditions have been met and they notified the Athletics Australia High Performance Manager in advance of their non-participation. A medical certificate provided by a doctor authorised by Athletics Australia will be required. In such cases an athlete may only be selected if they have demonstrated clear dominance over their immediate rivals.
- 1.9 Athletes will only be considered for the men's 10,000 metres walk and octathlon and the women's 5,000 metres walk and heptathlon after consultation with the Selection Committee. An athlete planning to try for selection in these events must notify the Selection Committee of their intention by no later than January 31st 2003.
- 1.10 These criteria must be read in conjunction with the General Selection Policy of Athletics Australia.
- 1.11 All selected athletes and staff will be governed by Athletics Australia's By-Laws and Rules, specifically those concerning the conduct and behaviour of athletes and teams and the Anti-Doping Policy.

### 2. TEAM ANNOUNCEMENTS

The selection date for the team will be in March 2003. Athletes will only be added to the team after this time if exceptional circumstances exist.

## 2003 World Youth Track & Field Championships, Sherbrooke, Canada 10th-13th July 2003 (continued...)

### 3. SELECTION STANDARDS

The following standards have been determined by Athletics Australia. The criteria outlined above will be followed for selection, not simply the achievement of these standards which are only considered to be a guide.

	Men	Women
100 metres	10.80	11.95
200 metres	21.80	24.50
400 metres	48.50	55.00
800 metres	1:53.0	2:08.0
1500 metres	3:56.0	4:30.0
3000 metres	8:30.0	9:30.0
100m Hurdles	-	14.10 (76.2cm)
110m Hurdles	14.30 (91.4cm)	-
400m Hurdles	53.00 (84cm)	61.00 (76.2cm)
2000m Steeple	6:00.0	-
5000m Walk	-	on application
10000m Walk	on application	-
High Jump	2.10	1.78
Pole Vault	4.80	3.70
Long Jump	7.20	5.95
Triple Jump	14.65	12.40
Shot Put	17.30 (5kg)	13.00 (4kg)
Discus Throw	55.00 (1.5kg)	45.00 (1kg)
Hammer Throw	65.00 (5kg)	50.00 (4kg)
Javelin Throw	65.00 (700g)	47.00 (600g)
Octathlon	on application	-
Heptathlon	-	on application
Medley Relay (400,300,200,100)	N/A	N/A

The selection period is from 1st June 2002 until the closing date for entries.

All performances must be achieved in competitions accepted and certified by Athletics Australia. Qualifying performances in mixed events will not be accepted. Wind assisted performances will not be accepted. No more than two athletes per IAAF Member Federation can be entered for any one event.

## 2003 World University Games - Athletics - Daegu, Korea 21st-31st August 2003

**OBJECTIVE** – Athletics Australia's overall philosophy for selecting major international teams should be noted. Athletics Australia is committed to selecting only those athletes whose current results and/or previous major international results indicate that the athlete is capable of being competitive in the top 16 at the world level. Relay teams may also be selected where the available athletes meet the specified team criteria. The World University Games forms an important progression for athletes from junior competition to major senior teams for the Olympic Games and World Championships.

**APPEALS** – The Appeals process is through Australian University Sport. The initial step for an aggrieved athlete is to notify the Chief Executive Officer of Australian University Sport (AUS) of their wish to appeal the decision. This notification must be made in writing and received by AUS within five (5) days of notification of the Selection Panel's decision (see below for Team Announcement). For further details please refer to the AUS by-laws.

### 1. ELIGIBILITY

Only those athletes who meet the following eligibility criteria may be considered for selection:

- a) Australian citizens at least 17 and less than 28 years of age on 1st January, 2003;
- b) Who are enrolled and currently proceeding (ie not deferred at the time of final nomination through until the time of competition) in a course of study at a university, college of technical and further education or other tertiary organisation including Open Learning Australia. An applicable course of study is a diploma or higher. Those who have graduated from one of the above institutions in the year prior to the competition (ie since August 2002) are also eligible;
- c) Athletes must inform the Athletics Australia High Performance Manager in writing of their availability for selection prior to January 31st 2003, to be considered for selection. In informing Athletics Australia, athletes must include full contact details, which tertiary organisation they attend and the events for which they are seeking selection;
- d) Final nominations on the official Australian University Sport Application Form must be completed and returned to Australian University Sport's office by March 21st, 2003. This form must be signed by the relevant tertiary organisation;
- e) For 2003 only, athletes selected for the World Championships cannot be selected for the World University Games, due to the similarity of dates.

### 2. SELECTION

The 2003 Telstra Australian Athletics and Road Walk Championships will be the selection trials for all events, except the half marathon. The half marathon trial will be within an existing half marathon (Sydney Morning Herald Half Marathon on 25th May 2003) prior to 31st May 2003.

#### 2.1 Automatic Selection

For all events, except the half marathon, the highest placed eligible athlete will be an automatic selection, provided s/he attains the selection standard (in legal conditions) during the trials, or has previously done so since 1st June, 2002.

For the half marathon events, there will be no automatic selection.

## 2003 World University Games - Athletics - Daegu, Korea

### 21st-31st August 2003 (continued...)

#### 2.2 Other Selection

Any unfilled position MAY be filled by the selectors at their discretion at the conclusion of the 2002/03 domestic season (or after the relevant trials) from amongst all those who have attained the standard. A maximum of two competitors per event can be entered.

When making discretionary selections the Selectors will consider the following:

- Consideration will be given to competitive record against other similarly qualified athletes at the Trials and during the 2002/2003 Telstra A-series.
- Consideration will be given to previous international performances at major championship events.

#### 2.3 Relays

Where a relay team is selected five athletes will, in general, be chosen.

A team will only be chosen where:

- 2.3.1 A minimum of three athletes have attained the standard
- Men: 4 x 100m - 10.50 or 21.14. 4 x 400m – 46.44;
  - Women: 4 x 100m - 11.70 or 23.64, 4 x 400m – 53.34

OR

- 2.3.2 During the period from January 1st 2003 until May 31st 2003 a squad selected by Athletics Australia achieve the following standard:
- Men: 4 x 100m 39.85, 4 x 400m 3.05.00;
  - Women: 4 x 100m 45.00, 4 x 400m 3.33.00.

#### 2.4 General

- 2.4.1 Selections will be based on athlete performances during the trials and the domestic season especially the Telstra A-series, Telstra A-championships, State Championships and any other events specifically designated by the Selection Committees. Any international meetings overseas in which an athlete may have competed will be taken into account.
- 2.4.2 All prospective athletes, including half marathon and walks athletes, must compete in the 2003 Telstra A-championships, 2003 Telstra A-series, a 2003 State Championship in the event(s) for which they are seeking selection or a like event unless exempted in writing in advance by the Selection Committee. Such communication should be sent to the Athletics Australia High Performance Manager. This includes competing in a minimum of three of the designated Telstra A-series meets for that or a like event (excluding half marathon and walks athletes, where the minimum is one of a similar event, eg 10km walk for walkers, 5,000m or 10,000m for half marathon). Walkers must also compete in the designated trials.
- Athletes who are unable to compete in the events mentioned in clause 2.4.2 because of illness or injury may still be selected provided all other qualifying conditions have been met and they notified the Athletics Australia High Performance Manager in advance of their non-participation. A medical certificate provided by a doctor authorised by Athletics Australia will be required.
- 2.4.3 Athletes who at any time before or after selection compete in unsanctioned events or events without a permit, compete overseas without a clearance, compete without being registered with Athletics Australia through a Member Association, or fail to provide the AA office with their current contact address and phone numbers, without a justifiable reason, will be ineligible for selection and/or further competition.
- 2.4.4 These criteria must be read in conjunction with the General Selection Policy of Athletics Australia.

**2.4.5** All selected athletes and staff will be governed by both Australian University Sport's and Athletics Australia's By-Laws and Rules, specifically those concerning the conduct and behaviour of athletes and teams and the Anti-Doping Policy. The AUS By-Laws will take precedence in case of a dispute.

**3. TEAM ANNOUNCEMENTS**

Athletes will be notified in writing by Australian University Sport of their selection within seven days of the Telstra A-series meet at Runaway Bay on April 12th, except for the half marathons, which will be announced at the completion of the trial event/s.

All athletes must satisfactorily complete a pre-departure performance assessment prior to departure set by the Athletics Australia Head Coach.

**4. SELECTION STANDARDS**

EVENT	MEN	WOMEN
100m	10.50	11.64
200m	21.00	23.54
400m	46.44	53.34
800m	1:47.50	2:04.00
1500m	3:42.00	4:16.00
5000m	13:50.00	16:00.00
10,000m	28:40.00	33:30.00
Half Marathon	1:05.30	1:16.30
110m H	14.14	13.54
400m H	50.84	57.14
3000m St	8:40.00	
High Jump	2.20m	1.86m
Pole Vault	5.30m	4.20m
Long Jump	7.70m	6.35m
Triple Jump	16.30m	13.60m
Shot Put	18.00m	16.00m
Discus	58.00m	55.00m
Hammer Throw	70.00m	63.50m
Javelin Throw	74.00m	56.00m
Decathlon	7600pts	
Heptathlon		5650pts
20km W	1:28:00	1:38:00

All performances must be achieved during the period from 1st June 2002, to the final selection date.

All marks must be achieved during an official competition held in conformity with IAAF Rules.

Performances achieved in mixed events (between male and female participants), held completely in the stadium, will not be accepted (see IAAF Rule 147).

Wind assisted performances (see IAAF Rules) will not be accepted.

Indoor performances will be accepted.



## 2003 World Track And Field Championships, Paris, France 22nd-31st August 2003

**OBJECTIVE** – Athletics Australia's overall philosophy for selecting major international teams should be noted. Athletics Australia is committed to selecting only those athletes whose current results and/or previous major international results indicate that the athlete is capable of being competitive in the top 16 at the world level. Relay and World Marathon Cup teams may also be selected where the available athletes meet the specified team criteria.

**APPEALS** – An appeal process has been established by Athletics Australia, copies of which are available from the AA Office and on AA's website [www.athletics.org.au](http://www.athletics.org.au).

Athletes making themselves available for selection do so on the basis that no appeal to the Court of Arbitration for Sport is allowable under this process. The sole ground for appeal will be that the Selection Committee has not properly followed the provisions of these criteria.

### SELECTION

The selection competition (trials) for all events (except marathon and 50km Walk) will be the Telstra A-championships.

Except for the 5,000m and 10,000m, these will be conducted in Brisbane from 3rd to 6th April 2003.

The 5,000m championships will be conducted at the Telstra A-series meet at Melbourne scheduled for 1st March 2003.

The 10,000m championships will be conducted at the Telstra A-series meet at Gold Coast scheduled for 12th April 2003.

The marathons will have designated selection competitions [see clause 1.3.1].

The 50km Walk selection competition (trials) will be conducted on Sunday 18th May 2003 at Albert Park in Victoria.

It is a condition of selection that athletes selected for individual events must make themselves available for relays, if required.

#### 1.1 Pre-Selection

There will be no pre-selection.

#### 1.2 Individual Events (except marathons)

##### 1.2.1 Automatic Selection (Subject to clause 1.5):

For all events (except the marathon), the winner of the trial will be an automatic selection provided s/he attains the Championships "A" standard (in legal conditions) [see clause 4 for standards and conditions required] during the trials or has previously done so since 1st January 2002 in the case of 10,000 metres, combined events and road walks OR 1st June 2002 in the case of all other events, and has met all the requirements of clause 1.5.

The second placegetter (except marathon) will also be an automatic selection provided s/he has attained the Championships "A" standard (in legal conditions) [see clause 4 for standards and conditions required] during the trials or has previously done so since 1st January 2002 in the case of 10,000 metres, combined events and road walks OR 1st June 2002 in the case of all other events, provided that the first placegetter is also automatically selected, and has met all the requirements of clause 1.5.

1.2.2 All athletes must comply with all requirements of clause 1.5 to be eligible for consideration for selection.

### 1.2.3 Remaining Selection – Stadium Events

IAAF rules permit the entry of a maximum of three athletes in each event (except in the circumstance indicated below)

IAAF rules permit the entry of one athlete in each event provided the athlete has at least achieved the B standard in the qualifying period. Where more than one athlete is entered in any event, all athletes, including the first, must have attained the A standard in the qualifying period. Four athletes may be selected and entered in any event in which an Australian is the current World Champion, provided that World Champion is one of the four selected, and the other three all have the A standard in the qualifying period. The following provisions remain subject to these rules.

1.2.4 Unfilled positions in individual events may be filled by the Selectors at their discretion from amongst all those athletes who have attained at least the "B" standard, subject to the following clauses:

1.2.4.1 In general, an athlete who has attained only the "B" standard will only be considered for selection if s/he is considered by the selectors to be on a rapid improvement curve with high potential in future international events. Such B qualified athlete would normally be expected to have won the trial (unless exempted from the trial in accordance with these criteria) and can only be selected where no athletes who have achieved the "A" standard have been selected for the event and/or attained a performance that would place the athlete in the final of the major championship, based on data from the 1999, 2000 and 2001 World Championships and Olympic Games.

1.2.4.2 In any trial where an unqualified or "B" qualified athlete defeats an "A" qualified athlete then all selections for such events will also be at the discretion of the Selectors. This clause shall not be applied to any A qualified athletes who finished ahead of such unqualified or B qualified athletes. Clause 1.2.1 would still be applied in their case.

1.2.4.3 Athletes who have complied with clause 1.5 and have attained the A standard during the qualifying period for their event, but who are not selected under clause 1.2.1, may be selected at the discretion of the Selectors either at the time of the initial selection, or at a future time, subject to the achievement of a further B standard by the 3rd August 2003.

1.2.4.4 Athletes who have complied with clause 1.5 and who attain the A standard for the first time after the Telstra A-championships (for that event), may be selected at the discretion of the Selectors. Generally it will be expected that they obtain the B standard for the event on at least one other occasion after the Telstra A-championships. Where there are more such eligible athletes than there are vacancies available in an event, the selection will be made as close as possible to the IAAF final entry date. If no athlete has shown superiority over rivals, a trial will be organised to determine the position. This trial will be held before or on the 3rd August 2003. The winner of the trial shall be considered for selection.

1.2.4.5 Athletes who have complied with clause 1.5 and have attained the B standard by the date of initial selection may be considered for selection at the discretion of the Selectors:

a) at that time, provided that they won the trial and there is no reasonable possibility of an athlete who was exempted from the trials, achieving a higher standard of performance by the final selection date;

b) at a future time, provided that either the athlete won the trial and obtains at least the B standard on at least one further occasion or the athlete obtains at least the B standard on at least two further occasions, and in either case no eligible athlete who has obtained the A standard has been selected;

c) upon the recommendation of the Head Coach, if he considers that special circumstances prevail which justify the selection of the athlete.

1.2.4.6 Athletes who attain the B standard for the first time after the Telstra A-championships (for that event), may only be selected upon the recommendation of the Head Coach, if he/she considers that special circumstances prevail which justify the selection of the athlete.

## 2003 World Track And Field Championships, Paris, France 22nd-31st August 2003 (continued...)

**1.2.4.7** Athletes who have complied with clause 1.5 and who have obtained at least the B standard at the time of initial selection but who are not selected at that time may be provided with financial support for travel, accommodation and/or related expenses by Athletics Australia to assist them in achieving selection. This support may be provided for domestic and/or international competition, as determined by the Head Coach and High Performance Manager, at their discretion, taking into account the most appropriate and viable competition program for the athlete.

### **1.2.5 Remaining Nomination – Road Walks**

In the case of road walk events, it is expected that selections will be completed after the trial for each event. However, the Selectors may, where vacancies in an event remain, permit athletes considered by them to be capable of achieving the A standard to compete in one designated additional event in order to achieve the standard. The date of such event will be chosen to ensure that adequate time remains for an appropriate preparation for the Championships. Only athletes who competed in the relevant trial and with genuine effort and the intention of earning nomination selection therefrom, or who were exempted in advance from same by the Selectors may be considered for such additional selection opportunity. Clause 1.2.4.7 may be applied.

### **1.3 MARATHON EVENTS**

**1.3.1** Selections for the marathon events, which are at the discretion of the Selection Committee, will be based on performances achieved in the officially designated selection competitions (the 2002 Commonwealth Games marathon, the 2002 Australian Marathon Championship and any marathon approved by the Selection Committee for a particular athlete which must be on an IAAF certified/recognised course, during the qualifying period, which will be from 1st January 2002 until 30th April 2003.

**1.3.2 Individual Selection** – an athlete will only be considered for individual selection if s/he attains the marathon A standard in an officially designated selection competition during the qualifying period. All individually selected athletes will be included in the World Marathon Cup team, where such a team is selected.

**1.3.3 World Marathon Cup Selection** – a team will only be selected if a minimum of four athletes of the same sex has achieved the marathon B standard during the qualifying period. Where a team is selected, five athletes will, in general, be chosen, provided that all athletes have achieved at least the marathon B standard during the qualifying period.

**1.3.4** Where athletes have participated in different marathon races, the Selectors will apply their discretion in making the final selections but will take into account such factors as recent head to head performances between the athletes (if any), the quality of each performance relative to the conditions in which it was achieved and the high level performance record of each of the athletes, especially in major international championships and games.

**1.3.5** All athletes must comply with all requirements of clause 1.5 to be eligible for consideration for selection, including the participation in domestic events.

### **1.4 RELAYS**

**1.4.1** In the case of relays, there must be an expectation that the team chosen will finish in the top eight. Also, a team will only be chosen where a minimum of four available athletes have attained the qualifying standard (men: 10.45s or 46.50s, women: 11.65s or 53.10s) during the 2002/2003 Australian domestic season. Where a relay team is selected, five athletes will, in general, be selected for the squad. Where lack of form, injury, and/or illness to sprinters selected in the relay teams arises, which might significantly reduce the quality of that team, the team may be withdrawn from the major championship at the discretion of the Head Coach.

**1.4.2** In the 100 and 400 metres trials, the first two placegetters will automatically be selected for the relay squad, provided that they have committed to all relay squad requirements (as communicated at any time by the Head Coach or the appointed relay coaches or by any person delegated by them to do so) prior to selection and commit to same up to and including the Championships (unless exempted by the Head Coach for any part thereof). The remaining nominations will be at the discretion of the Selectors, subject to the same provisions. Achievement of the times mentioned in clauses 1.4.1 will not automatically entitle an athlete to selection.

**1.4.3** Demonstration of superiority (ie split times) in relay running from data collected in the 2x100m, 4x100m and 200m competitions during the Telstra A-series will be strongly considered in the selection of relay runners. In the case of the 4x400m relay team, data from 4x400m races during the Telstra A-series will also be used in determining selection.

## **1.5 GENERAL**

**1.5.1** Selections will be based on athlete performances during the trials and the domestic season especially the Telstra A-series meets, Telstra A-championships, Member Association championships and any other meets/events specifically designated by the Selection Committees. Any international meetings overseas in which an athlete may have competed will be taken into account.

**1.5.2** All prospective athletes, including marathon and road walk athletes, must compete in each of the following meets - the 2003 Telstra A-championships, 2003 Telstra A-series, and a 2003 Member Association championship in the event(s) for which they are seeking selection or a like event, unless exempted in **writing in advance** by the Selection Committee. Communications requesting such exemptions should be directed to the AA High Performance Manager. In the case of the Telstra A-series, this includes competing in a minimum of four (except for marathon and road walk athletes, who must compete in at least one) of the designated Telstra A-series meets for that event, unless an acceptable alternate event is agreed for one or more meetings with the Head Coach (in the case of marathon athletes this would be either a 5000m or 10000m event). [Note: all walkers must compete in the 2003 Telstra A-championships 20km Road Walk, unless exempted as above].

**1.5.3** Athletes (other than those exempted by the Selection Committee in advance) who fail to compete in the meets mentioned in 1.5.2 or the relevant selection competition or trial because of illness, injury or family bereavement may still be selected provided all other qualifying conditions have been met in advance of their non-participation. A medical certificate provided by a doctor nominated or authorised by Athletics Australia will be required in cases of illness or injury.

**1.5.4** Athletes unable to compete in any required meets, trials, training camps or other attendances required under these criteria must advise the AA High Performance Manager of this fact and the reasons therefore before or, if not practicable, as soon as practicable thereafter, the commencement of such meets, trials, training camps or other attendances. In case of illness or injury, athletes may be required to undergo a medical examination by a doctor or doctors nominated by AA. In the case of bereavement, equipment failure, travel delays or other extenuating circumstances, a decision will be made by the Selectors in the particular circumstances of each case.

**1.5.5** Athletes who at any time before or after selection compete in unsanctioned meets or events or meets/events without a permit, compete overseas without a clearance, compete without being registered with Athletics Australia through a Member Association, fail to provide the AA office with their current contact address and phone numbers, without a justifiable reason, or are found guilty of a doping offence, will be ineligible for selection and/or further competition.

**1.5.6** This criteria must be read in conjunction with the General Selection Policy of Athletics Australia.

**1.5.7** All selected athletes and staff will be governed by Athletics Australia's By-Laws and Rules, specifically those concerning the conduct and behaviour of athletes and teams and the Anti-Doping Policy.

**2003 World Track And Field Championships, Paris, France**  
**22nd-31st August 2003** (continued...)**2. TEAM ANNOUNCEMENTS**

- 2.1** The announcement dates for the team will be:
- |                 |                           |
|-----------------|---------------------------|
| April 2003      | Track and Field; Marathon |
| May 2003        | 50km walk                 |
| 4th August 2003 | Additional selections.    |

- 2.2 Pre-Departure** - All athletes must demonstrate their fitness in the period beginning four weeks prior to their departure from Australia for the Championships. This will be demonstrated by the completion of the pre-departure standard set for each athlete by the Head Coach. In exceptional circumstances, the Head Coach, in consultation with the National Event Coach may vary a previously set standard in light of such factors as poor weather conditions, an athlete returning from injury, early departure etc.

The Head Coach, in conjunction with the National Event Coach, will determine the appropriate standard for each athlete who is selected in a relay event only.

For events of 10,000 metres and longer, the pre-departure and village entry standard may be achieved by the same performance, depending on the plans of the athlete as approved by the Head Coach. Athletes must complete an approved trial or be competitive in an approved event after 1st May 2003. The specific requirement must be agreed with the Head Coach, the relevant team coach and the team doctor.

- 2.3 Village Entry** – All athletes must demonstrate their fitness before moving into the Athletes' Village in Paris, France. This will be demonstrated by the completion of the village entry standard set for each athlete by the Head Coach. In exceptional circumstances, the Head Coach, in consultation with the relevant team coach, the Team Manager and the Team Doctor may vary a previously set standard in light of such factors as poor weather conditions, an athlete returning from injury, early departure etc.

The Head Coach, in conjunction with the relevant team coach, will determine the appropriate standard for each athlete who is selected in a relay event only.

**3. MODIFICATION OF CRITERIA**

These criteria may be amended or supplemented by AA and specifically where matters arise which have not been provided for herein.

#### 4. SELECTION STANDARDS

The following standards and rules determined by the AA and the IAAF are supplied for information. The criteria outlined above will be followed for selection, not simply the achievement of these standards.

	MEN		WOMEN	
	A	B	A	B
100 metres	10.21	10.28	11.27	11.34
200 metres	20.59	20.75	22.97	23.13
400 metres	45.55	45.95	51.37	52.10
800 metres	1:46.00	1:47.00	2:00.00	2:01.30
1500 metres	3:34.90	3:37.10	4:05.80	4:07.15
5000 metres	13:21.50	13:37.10	15:08.70	15:20.45
10,000 metres	27:49.00	28:06.00	31:45.00	32:17.00
Marathon	2:12:00	2:15.00	2:32:00	2:36:00
100m Hurdles	-	-	12.96	13.11
110m Hurdles	13.54	13.62	-	-
400m Hurdles	49.20	49.50	55.60	56.25
3000m Steeple	8:24.60	8:30.30	-	-
High Jump	2.30	2.27	1.95	1.92
Pole Vault	5.70	5.60	4.40	4.30
Long Jump	8.20	8.10	6.75	6.60
Triple Jump	17.10	16.80	14.20	14.00
Shot Put	20.30	20.00	18.55	17.20
Discus Throw	64.60	63.50	63.40	59.75
Hammer Throw	79.50	76.40	67.50	64.00
Javelin Throw	83.50	80.80	62.15	59.30
Heptathlon	-	-	6105	6019
Decathlon	8090	7860	-	-
20km Walk	1:22.30	1:24.00	1:33.00	1:36.30
50km Walk	3:57.00	4:03.00	-	-
4 x 100 metres Relay	-	-	-	-
4 x 400 metres Relay	-	-	-	-

All marks must be achieved during an official competition held in conformity with IAAF Rules. Performances achieved in mixed events (between male and female participants), held completely in the stadium, will not be accepted (see IAAF Rule 140.1). Athletes must be at least 20 years of age on 31st December 2003 in order to be nominated, selected or entered for the walking or marathon events.

Wind assisted (see IAAF Rules) will not be accepted. Hand timed performances for events of 400 metres or less will not be accepted. Indoor performances will be accepted.

## 2003 World Track And Field Championships, Paris, France 22nd-31st August 2003 (continued...)

### 5. PRE-DEPARTURE AND VILLAGE ENTRY STANDARD

<b>MEN</b>	Village Entry Standard	Pre-departure Standard (to be determined)
100m	10.38	
200m	20.84	
400m	46.10	
800m	1:47.00	
1500m	3:38.40	
5000m	13:32.00	
10000m	-	
Marathon	-	
3000m SC	8:29.00	
110m Hurdles	13.85	
400m Hurdles	50.00	
20km Walk	-	
50km Walk	-	
Decathlon	7990	
High Jump	2.26	
Pole Vault	5.60	
Long Jump	8.00	
Triple Jump	16.70	
Shot Put	19.40	
Discus	62.40	
Hammer	76.30	
Javelin	80.50	
<b>WOMEN</b>		
	Village Entry Standard	
100m	11.47	
200m	23.35	
400m	52.70	
800m	2:02.00	
1500m	4:09.20	
5000m	15:49.00	
10000m	-	
Marathon	-	
110m Hurdles	13.32	
400m Hurdles	56.80	
20km Walk	-	
Heptathlon	5700	
High Jump	1.92	
Pole Vault	4.20	
Long Jump	6.65	
Triple Jump	14.00	
Shot Put	17.50	
Discus	60.25	
Hammer	62.00	
Javelin	59.00	

## General Selection Criteria For Road Races

The following guidelines apply to races such as the Ekiden Relays, Hong Kong Mile and selected marathons. They do not include World Championships.

1. From time-to-time invitations for road relays and road races, including marathons, are received by Athletics Australia. Once the invitation is received, athletes likely to be considered for selection in the team or road races are sent an availability form. In certain circumstances, athletes other than those contacted may be considered.

Athletes wishing to be considered for any such road race must return the form indicating their availability to Athletics Australia by the date indicated on the form.

**Failure to return this form will be taken as an indication that the athlete does not wish to be considered for selection.**

2. National Championships such as the Telstra Australian Cross Country, the Telstra Australian Track 5km and 10km and the Telstra Australian Half Marathon are of major importance in the selection.
3. High profile road races are also considered in cases where further performances or comparisons are required. The Sydney City to Surf, Burnie 10 and Sussan Women's Fun Runs are such races.
4. In the case of invitations being received for one or two individuals, unless specific athletes are requested by the organisers, athletes are given the opportunity to accept in a strict current ranking order in the event for which they are being considered for selection.
5. In the Women's Ekiden Road Relays, it is the policy of Athletics Australia to select a junior athlete, who has not previously travelled with an overseas team, as the emergency.
6. The Chairperson of Selectors and/or the Head Coach will deal with all enquiries subsequent to selection.
7. These criteria must be read in conjunction with the General Selection Policy of Athletics Australia.



## 2003 World Mountain Running Trophy, Anchorage, USA 20th-21st September 2003

1. The 2003 Australian Mountain Running Championships to be held at Wollongong, NSW, on 21 June will be the selection trials for the 2003 World Mountain Running Championships.
  2. The winner of the men's long course and the women's short course will be automatic selections.
  3. A team will only be chosen where a minimum of four men and three women reach a standard which would be competitive in the World Mountain Running Trophy. Competitive standard is defined as being capable of finishing in the top 50 in the competition for which they have been selected. This will be determined at the discretion of selectors based on previous international and recent domestic performances.
  4. If, after the date of selection of the team, withdrawals for any reason make the team incomplete, and qualified replacements cannot be found, the team may be withdrawn and the selected athletes notified accordingly.
  5. Athletes who do not compete in the Australian Championships may be considered for selection, if they have notified the Athletics Australia High Performance Manager and/or selectors **in advance** of a valid reason for their non participation in the Championships.
  6. Athletes selected will be expected to compete in appropriate competitions between the date of selection and departure. Failure to do so, and to maintain fitness at an appropriate level, may lead to withdrawal of selection. Appropriate pre-departure performance assessments will be set by Athletics Australia.
  7. This criteria must be read in conjunction with the General Selection Policy of Athletics Australia.
  8. Athletes must be registered members of Athletics Australia and as such are bound by the By-Laws of AA (available on the AA web page) and the IAAF rules. All prospective athletes should read the relevant sections of the By-Laws, particularly By-Law 15 Athletes Code of Conduct, and By-Law 16 Anti-Doping.
- NB:** In addition to any assistance received towards team expenses from the IAAF, Athletics Australia will provide subsidies (amounts to be decided) for individuals who finish in the top 16 in the men's or women's open events.

## 2003 World Half Marathon Championships, Vilamoura, Portugal 4th October 2003

1. The winners of the 2003 Australian Half Marathon Championships will be automatic selections, if available, provided that they have bettered the following B standard on an IAAF/AIMS measured half marathon course since April 1st 2002:  

MEN	1.03.40
WOMEN	1.14.30
2. The remaining places in the team may be filled by the Selection Committee from amongst athletes who have demonstrated through performances in events from 10k to 25k during the selection period, a capacity of being competitive at this level, provided that they have bettered the A standard on an IAAF/AIMS measured half marathon course during the qualifying period.
3. Special emphasis will be placed on an athlete's competitive ability in both domestic and international competitions. Athletes who have failed to perform in major competitions at a level appropriate to their ability may possibly not be selected, even if they have complied with all other criteria.
4. The Selection Committee may select full teams of up to five (three to score) in both men's and women's events. However, if the standard of available competitors does not warrant a full team, smaller numbers may be chosen. Notwithstanding clauses 1 and 2, a team may be chosen if the available athletes have, during the qualifying period, achieved a combined time on acceptable course(s) as follows:  

MEN	3:08.00
WOMEN	3:40.30
5. Athletes selected will be expected to compete in appropriate competitions between the date of selection (tbd) and departure. Failure to do so, and to maintain fitness at an appropriate level, may lead to withdrawal of selection. Appropriate pre-departure performance assessments will be set by Athletics Australia.
6. This criteria must be read in conjunction with the General Selection Policy of Athletics Australia.
7. All selected athletes and staff will be governed by Athletics Australia's By-Laws and Rules, specifically those concerning the conduct and behaviour of athletes and teams and the Anti-Doping Policy.



***Australian Season 2003***

AUSTRALIAN  
SEASON 2003

*Principal sponsor*



## Telstra A-series Information

<b>Series meet Director:</b>	<b>Khan Sharp</b>	<b>0411 662 464</b>
<b>Series Competition Manager:</b>	<b>David Gynther</b>	<b>0438 604 664</b>
<b>Series Marketing Director:</b>	<b>Helen Soulsby</b>	<b>0438 604 590</b>
<b>Series Media Manager:</b>	<b>Katie Hodge</b>	<b>0438 604 584</b>
Adelaide – Thursday, 6th February IAAF AREA PERMIT MEET	LOC Chairman: Venue:	Bob Cruise Santos Stadium Railway Terrace Mile End SA 5031 Ph: (08) 8354 3477 Fax: (08) 8354 1219
	Start Time: Meet Hotel:	6.00pm Novotel Adelaide on Hindley 65 Hindley Street Adelaide SA 5000 Ph: (08) 8231 5552 Fax: (08) 8237 3800
Perth – Saturday, 8th February IAAF AREA PERMIT MEET	LOC Chairman: Venue:	Wayne Loxley Perry Lakes Stadium Meagher Drive Floreat Park WA 6014 Ph: (08) 9287 1200 Fax: (08) 9287 1300
	Start Time: Meet Hotel:	3.00pm Novotel Langley Perth 221 Adelaide Terrace Perth WA 6000 Ph: (08) 9221 1200 Fax: (08) 9221 1669
Campbelltown – Saturday, 15th February IAAF AREA PERMIT MEET	LOC Chairman: Venue:	Gerry Knights Campbelltown Sports Stadium Athletic Centre Corner Payten Drive & Pembroke Road Campbelltown NSW 2560 Ph: (02) 4645 4463
	Start Time: Meet Hotel:	3.00pm Maclin Lodge 38 Queen Street Campbelltown NSW 2560 Ph: (02) 4628 3788 Fax: (02) 4628 3355
Canberra – Saturday, 22nd February IAAF AREA PERMIT MEET Sunday, 23rd February – Combined Events	LOC Chairman: Venue:	Michael Thomson Ph: (02) 6244 7192 AIS Athletic Track Grandstand Block A Australian Institute of Sport Bruce ACT 2617 Ph: (02) 6214 1233 Fax: (02) 6214 1639
	Start Time: Meet Hotel:	3.00pm AIS Residences Leverrier Crescent Bruce ACT 2617 Ph: (02) 6214 1388 Fax: (02) 6214 1433
	OR	Novotel Canberra 65 Northbourne Avenue Canberra ACT 2600 Ph: (02) 6245 5000 Fax: (02) 6245 5100

Melbourne – Saturday, 1st March  
IAAF GRAND PRIX II MEET

LOC Chairman: Khan Sharp  
Venue: Melbourne Olympic Park  
Swan Street  
Melbourne VIC 3000  
Ph: (03) 9428 8195  
Fax: (03) 9427 9183

Start Time: 5.30pm  
Meet Hotel: Mercure Hotel Welcome Melbourne  
265-281 Little Bourke Street  
Melbourne VIC 3000  
Ph: (03) 9639 0555  
Fax: (03) 9639 1179

OR

Mercure Grand on Swanston  
195 Swanston Street  
Melbourne VIC 3000  
Ph: (03) 9663 4711  
Fax: (03) 9663 8191

Sydney – Saturday, 22nd March  
IAAF AREA PERMIT MEET

LOC Chairman: Phil O'Hara  
Venue: Sydney Athletic Centre  
Olympic Boulevard  
Sydney Olympic Park  
Homebush Bay NSW 2127  
Ph: (02) 9752 3444  
Fax: (02) 9752 3499

Start Time: 3.00pm  
Meet Hotel: Mercure Hotel Sydney  
818-820 George Street  
Sydney NSW 2000  
Ph: (02) 9217 6666  
Fax: (02) 9217 6888

Runaway Bay – Saturday, 12th April  
IAAF AREA PERMIT MEET

LOC Chairman: Reg Brandis  
Venue: Super Sports Centre  
Runaway Bay  
Cnr Sports Drive & Morala Avenue  
Runaway Bay QLD 4216  
Ph: (07) 5500 9988  
Fax: (07) 5500 9989

Start Time: 3.00pm  
Meet Hotel: TBA

### Telstra A-championships

Thursday to Sunday, 3rd - 6th April

LOC Chairman: Reg Brandis  
Ph: (07) 3398 9802  
Venue: ANZ Stadium  
John Smith – Venue Manager  
Kessels Road  
Nathan QLD 4111  
Ph: (07) 3405 7507  
Fax: (07) 3405 7511

## Telstra A-series – General Rules

1. The Telstra A-series for 2003 will consist of designated events held at the following meetings:

Thursday 6th February	Telstra A-series - Adelaide [IAAF Area Permit meet]
Saturday 8th February	Telstra A-series - Perth [IAAF Area Permit meet]
Saturday 15th February	Telstra A-series - Campbelltown [IAAF Area Permit meet]
Saturday 22-23rd February	Telstra A-series - Canberra (including combined events) [IAAF Area Permit meet]
Saturday 1st March	Telstra A-series - Melbourne [IAAF Grand Prix II meet]
Saturday 22nd March	Telstra A-series - Sydney [IAAF Area Permit meet]
Thur-Sun 3rd-6th April	Telstra A-championships - Brisbane Australian Athletics (Open & U20) Championships Australian AWD Championships
Saturday 12th April	Telstra A-series - Runaway Bay [IAAF Area Permit meet]

- Although not part of the Telstra A-series, the 2002 Telstra Zatopek 10000 metres for men and women and 3000m steeplechase for men are included in the event group prize money system for the 2003 Telstra A-series.
- Combined events for both men and women are scheduled for Canberra over 22nd-23rd February. Additional long throws are to be timetabled on 23rd February in Canberra and 21st and 23rd March in Sydney.

2. UNIFORMS - ADVERTISING / LOGOS

Applies to all events at all Telstra A-series meets and all Australian Championships.

Athletics Australia encourages athletes to wear their member association, institute/academy or club uniform when participating in the Telstra A-series meets, depending on where their commitments lie.

Any athlete who wears non permitted advertising (ie other than clothing manufacturer's logos or approved club sponsor logos of the permitted size (please read IAAF Regulations if you are in doubt) will be disqualified from the event and be ineligible to receive any awards, prize money or votes. For a second 'offence', the athlete will be disqualified from participating in subsequent meets, and thereby become ineligible for selection.

It is a condition of any invitation to compete, or acceptance of entry, for any event during the Telstra A-series, including National Championships, that each athlete agrees that his or her image may be used to advertise these or future Athletics Australia meet(s), and that when competing, he or she agrees not to undertake ambush marketing by wearing clothing or apparel (other than competition clothing accepted under IAAF rules) or referring in any other way to companies competitive to Athletics Australia's principal partner (which at the time of publication is Telstra) and sponsors (which at time of publication are New Balance, IGA, Accor, Qantas and Vittel).

3. Entry into Telstra A-series meets is at the discretion of Athletics Australia.
4. Any dispute arising at any one of the Telstra A-series meets, which is not the subject of an appeal, which should have been referred to the meet Jury of Appeal, shall be referred to the Athletics Australia Track & Field Committee. It is a condition of participation in the Telstra A-series and all Australian Championships, that all athletes accept that the decision of the meet Jury of Appeal is final and may not be appealed to any court or the Court of Arbitration for Sport.
5. ELIGIBILITY FOR AWARDS

Only athletes eligible under IAAF Rules on the day of performance, to represent a member country of the Oceania IAAF Area Group (including Australia), or who has been a member of an Australian club and registered through a Member Association with Athletics Australia since at least 1st January 2003, shall be eligible for awards or prize money.

Event	Adelaide 6th February 2003		Perth 8th February 2003		Campbelltown 15th February 2003		Canberra 22-23 February 2003		Melbourne 1st March 2003		Sydney 22nd March 2003	
	Men	Women	Men	Women	Men	Women	Men	Women	Men	Women	Men	Women
100	100	100	100 (H&F)	100	100*	100*	100 (H&F)	100 (H&F)	100	100	100 (A&B)	100
100 Amb		100 Amb					100 Amb	100 Amb	100 Amb	100 Amb		
100 W/C							100 W/C				100 W/C	
200	200	200			200 (A&B)	200 (A&B)		200	200	200	200	200
200 Amb	200 Amb	200 Amb	200 Amb		200 Amb	200 Amb	200 Amb	200 Amb		200 Amb	200 Amb	200 Amb
200 W/C									200 W/C			
400			400	400	400 (A&B)	400 (A&B)	400			400 (A&B)	400	400
400 Amb	400 Amb		400 Amb		400 Amb	400 Amb	400 Amb	400 Amb	400 Amb		400 Amb	400 Amb
400 W/C					400 W/C	400 W/C	400 W/C	400 W/C	400 W/C			
800			800	800			800	800	800	800	800	800
800 W/C							800 W/C				800 W/C	
1500	1500				1500	1500			1500		1500	1500
3000/5000	5000	5000			5000	5000	3000	3000	5000#	5000#		
100/110H	110H	100H	110H	100H		100H	110H	100H	110H	100H	110H	100H
400H	400H				400H		400H	400H	400H	400H	400H	400H
3000S	3000S										3000S	
Walk	10km T	10km T					20km	20km			20km	20km
2x100	2x100	2x100	2x100	2x100								
2x100 Amb	4 Teams											
4x100							4x100 (Sun)	4x100 (Sun)	4x100	4x100	4x100	4x100
4x100 Amb							2 Teams		2 Teams		2 Teams	
4x400							4x400 (Sun)	4x400 (Sun)				
SP	SP		SP			SP		SP	SP		SP	SP
SP Amb							SP Amb					
SP Seat	SP Seat		SP Seat				SP Seat					
DT		DT	DT	DT		DT	DT (Sun)	DT (Sun)	DT		DT**	
DT Amb							DT Amb					
DT Seat							DT Seat					
HT		HT			HT	HT	HT	HT	HT		HT**	HT**
JT	JT		JT				JT	JT (Sun)		JT	JT**	JT**
JT Seat							JT Seat					
LJ		LJ	LJ			LJ	LJ	LJ	LJ	LJ	LJ	LJ
HJ				HJ	HJ	HJ	HJ		HJ	HJ	HJ	HJ
TJ				TJ	TJ	TJ	TJ		TJ		TJ	TJ
PV		PV	PV	PV	PV	PV	PV		PV	PV	PV	PV

Notes: Men & Women's Combined Event to be held at Telstra A-series - Canberra meet on 22-23 February

\*\*Throws to be held at Telstra A-series - Sydney either Friday, Saturday or Sunday 21-23 March

\* Non Points Scoring Event

# Australian Championship

Telstra A-series - Runaway Bay meet on 12 April, including the Telstra Australian Open Men & Women 10000m Championships - other events to be advised



## Prize Money for the 2003 Telstra A-series

### Summary

The Telstra A-series for 2003 will consist of the following awards and winners:

1. Telstra Athlete of the Year (Male & Female)
2. Telstra Athlete with a Disability (AWD) of the Year (Male & Female)
3. Telstra Event Group Winners (four Male & four Female)
4. Telstra AWD Event Group Winners (four Male & four Female)
5. Telstra Walker of the 2003 Domestic Athletics Season (Male & Female)

A total of \$246,000 will be provided to athletes through the Telstra A-series for 2003.

### 1. TELSTRA ATHLETE OF THE YEAR (MALE & FEMALE)

The prize pool will be \$20,000, with \$10,000 each for the male and female winner.

In 2002/2003 the award for Telstra Athlete of the Year (Male & Female) will be judged on performances over the entire 2002/2003 athletics season. All performances, domestic and international, between the 18th April 2002 and 7th April 2003, will be considered by a panel of five judges.

Three criteria will be considered by the panel, with each scored on a scale of one to ten, with ten as the highest. The final score for each athlete will be the total of all three criteria.

#### Criteria

1. Best single performance, international or domestic, during the period 18th April 2002 to 7th April 2003.
2. Consistency of performance, international or domestic, during the period 18th April 2002 to 7th April 2003.
3. Best performed athlete during the Australian domestic season from 1st December 2002 to 7th April 2003.

In the case of a tie, the athlete with the single highest performance against the 2002 IAAF World Outdoor lists will win.

### 2. TELSTRA ATHLETE WITH A DISABILITY (AWD) OF THE YEAR (MALE & FEMALE)

The prize pool will be \$6,000, with \$3,000 each for the male and female winner.

In 2002/2003 the award for Telstra Athlete with a Disability (AWD) of the Year (Male & Female) will be judged on performances over the entire 2002/2003 athletics season. All performances, domestic and international, between the 18th April 2002 and 7th April 2003, will be considered by a panel of five judges.

Three criteria will be considered by the panel, with each scored on a scale of one to ten, with ten as the highest. The final score for each athlete will be the total of all three criteria.

#### Criteria

1. Best single performance, international or domestic, during the period 18th April 2002 to 7th April 2003.
2. Consistency of performance, international or domestic, during the period 18th April 2002 to 7th April 2003.
3. Best performed athlete during the Australian domestic season from 1st December 2002 to 7th April 2003.

In the case of a tie, the athlete with the single highest performance against the 2002 IAAF World Outdoor lists will win.

### 3. TELSTRA EVENT GROUP WINNERS (FOUR MALE & FOUR FEMALE)

Total prize pool will be \$188,000, with \$23,500 allocated to each event group.

Distribution at the end of the Telstra A-series will be:

First in event group	\$12,000
Second in event group	\$6,000
Third in event group	\$3,000
Fourth in event group	\$1,500
Fifth in event group	\$1,000

All competing athletes will be allocated into one of eight groups. These groups will be:

#### Male

Sprints and Hurdles (100m, 200m, 400m, 110m H, 400m H, Relay\*)  
 Middle and Long Distance (800m, 1500m, Mile, 3000m, 5000m, 10,000m, 3000m Steeple)  
 Jumps (Long Jump, High Jump, Triple Jump, Pole Vault, Combined Events\*\*)  
 Throws (Shot Put, Discus Throw, Javelin Throw, Hammer Throw)

#### Female

Sprints and Hurdles (100m, 200m, 400m, 100m H, 400m H, Relay\*)  
 Middle and Long Distance (800m, 1500m, Mile, 3000m, 5000m, 10,000m, 3000m Steeple)  
 Jumps (Long Jump, High Jump, Triple Jump, Pole Vault, Combined Events\*\*)  
 Throws (Shot Put, Discus Throw, Javelin Throw, Hammer Throw)

\* Only one result from the Telstra A-series will be counted in an athlete's total, that is a sprinter's total must include a minimum of three individual events.

\*\* Combined Event athletes may count three results: Canberra, Telstra A-championships and one State Championship. Telstra A-championships will be worth double points.

Points will be allocated for each event based on position:

First	8 points
Second	6 points
Third	4 points
Fourth	2 points

The following bonus points will be allocated for performances based on the 2002 IAAF World Outdoor lists (corrected):

10 points for top 5
7 points for top 10
5 points for top 20
3 points for top 50
2 points for top 100
1 point for top 200

Each athlete's total points will be arrived at from the sum of their best four results over the Telstra A-series and Telstra A-championships.

## Prize Money for the 2003 Telstra A-series *(continued...)*

### Rules

- Athletes may score in more than one event at any Telstra A-series meet.
- Wind aided results will be counted.
- The Telstra A-championships will be a scoring event. The winners will be awarded at the dinner after the Telstra A-championships on 6th April 2003.
- In events with heats and finals, only the final will count.
- The list of scoring events is as indicated on the accompanying event grid.
- In the case of a tie, the best single performance will be used, again based on the 2002 IAAF World Outdoor lists.
- Each athlete's total points will be arrived at from the sum of their best four results. A result is a combination of the position points and bonus points for that event. Bonus points and position points may not be considered separately.
- Results will be calculated and announced during all of the 2003 Telstra A-series meets.

In the case of any disputes or other exceptional circumstances, the Athletics Australia Competition Manager will be the final arbiter. It is a condition of participation in the Telstra A-series and all Australian Championships, that all athletes accept that the decision is final and may not be appealed to any court or the Court of Arbitration for Sport.

### 4. TELSTRA AWD EVENT GROUP WINNERS (FOUR MALE & FOUR FEMALE)

Total Prize pool will be \$20,000, with \$2,500 allocated to each event group.

Distribution at the end of the Telstra A-series will be:

First in event group	\$1,000
Second in event group	\$650
Third in event group	\$450
Fourth in event group	\$250
Fifth in event group	\$150

All competing AWD athletes will be allocated into one of eight groups. These groups will be:

#### Male

Ambulant Track (100m, 200m, 400m, 800m, 1500m, 5000m)  
 Wheelchair Track (100m, 200m, 400m, 800m, 1500m, 5000m)  
 Ambulant Field (Discus Throw, Javelin Throw, Shot Put & Pentathlon)  
 Seated Field (Discus Throw, Javelin Throw, Shot Put & Pentathlon)

#### Female

Ambulant Track (100m, 200m, 400m, 800m, 1500m, 5000m)  
 Wheelchair Track (100m, 200m, 400m, 800m, 1500m, 5000m)  
 Ambulant Field (Discus Throw, Javelin Throw, Shot Put & Pentathlon)  
 Seated Field (Discus Throw, Javelin Throw, Shot Put & Pentathlon)

Pentathlon athletes can count "track" results towards their overall total in the "field" category.

Points will be allocated for each AWD event in the Telstra A-series based on corrected positions (i.e. based on % of world record for their respective class):

First	8 points
Second	6 points
Third	4 points
Fourth	2 points

Bonus points will also be based on:

World Record/Best	10 points
AA-PPP 1	7 points
AA-PPP 2	5 points
World Championships Qualifier	3 points

All of the criteria outlined previously for the "able-bodied" event group awards also apply for the AWD event group awards, with the following adjustments:

AWD athletes can count results:

- from all AWD events included in the 2003 Telstra A-series;
- from all AWD events included in the Telstra A-championships;
- from the AWD events included in the Athletics Victoria State Championships;
- from designated field events at the ACT State Championships (ie AWD athletes will compete in the "able bodied" fields and the AWD results will be compared to allocate points accordingly);
- In the case of a tie, the best single performance based on % of world record will be used to separate the respective athletes.

## 5. **TELSTRA WALKER OF THE 2003 DOMESTIC ATHLETICS SEASON (MALE & FEMALE)**

The Telstra Walker of the 2003 Domestic Athletics Season (Male & Female) will be decided under a similar points system to the event winners. The differences will be:

Only an athlete's best three events will be counted.

Total prize money will be \$12,000: \$5,000 for first, \$1,000 for second both male and female categories.

## 2002 World Rankings @ 30 November

<b>MEN</b>	5th	10th	20th	50th	100th	200th
<b>100m</b>	9.94	9.98	10.09	10.19	10.27	10.36
<b>200m</b>	20.07	20.19	20.3	20.49	20.74	20.95
<b>400m</b>	44.65	44.84	45.04	45.64	46.01	46.46
<b>800m</b>	1:43.15	1:43.93	1:44.92	1:46.10	1:47.13	1:48.1
<b>1500m</b>	3:30.88	3:32.37	3:34.04	3:37.17	3:39.86	3:42.35
<b>3000m</b>	7:35.91	7:37.12	7:38.69	7:48.04	7:54.04	8:02.11
<b>5000m</b>	12:58.61	13:01.64	13:10.41	13:19.75	13:31.93	13:43.82
<b>10000m</b>	26:52.87	27:27.26	27:45.83	27:59.86	28:29.03	28:50.3
<b>3000m Steeple</b>	8:05.87	8:08.14	8:19.08	8:26.00	8:34.04	8:45.35
<b>110 Hurdles</b>	13.15	13.20	13.37	13.59	13.79	14.03
<b>400 Hurdles</b>	48.11	48.25	48.80	49.51	50.22	51.04
<b>High Jump</b>	2.35	2.31	2.30	2.25	2.21	2.17
<b>Pole Vault</b>	5.85	5.76	5.74	5.60	5.40	5.21
<b>Long Jump</b>	8.27	8.25	8.18	8.02	7.88	7.70
<b>Triple Jump</b>	17.59	17.35	17.09	16.66	16.33	15.96
<b>Shot</b>	21.57	21.09	20.56	19.79	18.95	17.91
<b>Discus</b>	67.75	66.90	65.03	62.49	59.72	55.54
<b>Javelin</b>	87.77	85.74	82.90	79.86	76.37	72.15
<b>Hammer</b>	82.45	81.49	79.98	74.20	69.86	65.62
<b>Decathlon</b>	8433	8175	8049	7813	7537	7117

<b>WOMEN</b>	5th	10th	20th	50th	100th	200th
<b>100m</b>	10.94	11.05	11.16	11.31	11.44	11.59
<b>200m</b>	22.43	22.54	22.78	23.04	23.35	23.71
<b>400m</b>	50.44	50.80	51.10	51.82	52.55	53.35
<b>800m</b>	1:58.29	1:58.90	1:59.73	2:01.25	2:02.80	2:04.91
<b>1500m</b>	3:59.94	4:01.28	4:03.43	4:08.54	4:12.52	4:17.24
<b>3000m</b>	8:27.18	8:33.62	8:43.18	8:57.37	9:09.54	9:22.24
<b>5000m</b>	14:43.53	14:48.29	15:00.88	15:22.33	15:37.50	15:52.93
<b>10000m</b>	30:50.32	31:27.83	31:46.31	32:18.36	32:46.65	33:45.62
<b>3000m Steeple</b>	9:46.84	9:51.21	9:58.97	10:13.17	10:29.35	nil
<b>100 Hurdles</b>	12.62	12.75	12.85	13.06	13.34	13.63
<b>400 Hurdles</b>	54.45	54.72	55.67	56.87	57.98	59.09
<b>High Jump</b>	2.00	1.96	1.94	1.89	1.85	1.80
<b>Pole Vault</b>	4.64	4.52	4.43	4.30	4.10	3.90
<b>Long Jump</b>	6.89	6.79	6.67	6.53	6.41	6.25
<b>Triple Jump</b>	14.67	14.47	14.29	13.90	13.54	13.10
<b>Shot</b>	19.40	18.95	18.62	17.30	16.38	15.34
<b>Discus Throw</b>	65.21	64.55	62.32	58.97	55.33	51.50
<b>Javelin</b>	64.87	63.70	61.88	57.76	54.90	50.91
<b>Hammer Throw</b>	71.47	68.70	67.87	64.69	61.10	57.68
<b>Heptathlon</b>	6275	6151	6022	5821	5577	5223

## Past Athlete Award Winners

1990	David Culbert	Overall	Vanessa Ward	Overall
	Shane Naylor	100m	Cathy Freeman	200m
	Steve Perry	400m	Sharon Stewart	400m
	Pat Scammell	1500m	Krishna Wood	3000m
	Simon Doyle	5000m	Jenny Laurendet	400mH
	John Caliguri	110mH	Vanessa Ward	HJ
	Tim Foster	PV	Daniela Costian	DT
	David Culbert	LJ	Kate Farrow	JT
	Craig Watson	SP		
	Sean Carlin	HT		
1991	Tim Forsyth	Overall	Renee Poetschka	Overall
	Dean Capobianco	200m	Monique Dunstan	100m
	Paul Greene	400m	Renee Poetschka	400m
	Simon Doyle	800m	Sharon Stewart	800m
	Rod Higgins	5000m	Jenny Lund	3000m
	Rohan Robinson	400mH	Jayne Moyes	100mH
	Tim Forsyth	HJ	Jayne Moffitt	LJ
	Simon Arkell	PV	Louise McPaul	JT
	Andrew Murphy	TJ		
	Werner Reiterer	DT		
1992	Tim Forsyth (2)	Overall	Daniela Costian	Overall
	Dean Capobianco	200m	Melissa Moore	100m
	Josh Coull	400m	Sharon Stewart	400m
	Pat Scammell	1500m	Jodie Hebbard	1500m
	Shaun Creighton	3000mSt	Gail Luke	400mH
	John Caliguri	110mH	Andrea Hughes	HJ
	Tim Forsyth	HJ	Nicole Boegman	LJ
	David Culbert	LJ	Daniela Costian	DT
	Sean Carlin	HT		
	Andrew Currey	JT		
1993	Simon Arkell	Overall	Jane Flemming	Overall
	Damien Marsh	100m	Cathy Freeman	200m
	Barry Acres	800m	Sandra Dawson	800m
	Peter O'Donoghue	5000m	Krishna Stanton	3000m
	Rohan Robinson	400mH	Jane Flemming	100mH
	Simon Arkell	PV	Renee Poetschka	400mH
	Peter Burge	TJ	Mari Viduka	TJ
	John Minns	SP	Daniela Costian	SP
	Werner Reiterer	DT	Debbie Sosimenko	HT
			Kate Farrow	JT
1994	Tim Forsyth (3)	Overall	Daniela Costian (2)	Overall
	Damien Marsh	200m	Cathy Freeman	100m
	Dean Kenneally	800m	Renee Poetschka	400m
	Julian Paynter	5000m	Margaret Leaney	1500m
	Simon Hollingsworth	400mH	Jane Flemming	100mH
	Nick A'Hern	Walks	Kerry Saxby-Junna	Walks
	Tim Forsyth	HJ	Mari Viduka	TJ
	Jai Taurima	LJ	Daniela Costian	SP
	Sean Carlin	HT	Daniela Costian	DT
	Andrew Currey	JT		

**Past Athlete Award Winners (continued...)**

1995	Werner Reiterer	Overall	Melinda Gainsford	Overall
	Tim Jackson	100m	Melinda Gainsford	200m
	Mark Ladbrook	400m	Sandra Dawson	800m
	Nigel Adkin	1500m	Carolyn Schuwalow	5000m
	Chris Unthank	3000mSt	Catriona Larritt	400mH
	Kyle Vander Kuyp	110mH	Alison Inverarity	HJ
	Simon Arkell	PV	Nicole Boegman	LJ
	Andrew Murphy	TJ	Debbie Sosimenko	HT
	John Minns	SP	Louise McPaul	JT
	Werner Reiterer	DT		
	Scott Ferrier	Multi Events		
	1996	Tim Forsyth (4)	Overall	Cathy Freeman
Dean Capobianco		200m	Jodi Lambert	100m
Martin Byron		800m	Cathy Freeman	400m
Shaun Creighton		5000m	Kate Anderson	1500m
Rohan Robinson		400mH	Simone Purvis	100mH
Dion Russell		Walks	Kerry Saxby-Junna	Walks
Tim Forsyth		HJ	Carmen Miller	TJ
Jai Taurima		LJ	Daniela Costian	SP
Sean Carlin		HT	Daniela Costian	DT
Andrew Currey		JT		
1997	Andrew Murphy	Overall	Joanna Stone	Overall
	Steve Brimacombe	100m	Rebecca Vormister	200m
	Brad Jamieson	400m	Saleena Roberts	800m
	Scott Petersen	1500m	Kate Anderson	5000m
	Chris Unthank	3000mSt	Lauren Poetschka	400mH
	Kyle Vander Kuyp	110mH	Alison Inverarity	HJ
	Paul Gibbons	PV	Kylie Reed	LJ
	Andrew Murphy	TJ	Debbie Sosimenko	HT
	Justin Anlezark	SP	Joanna Stone	JT
	Ben Jaaniste	DT		
Peter Banks	Multi Events			
1998	Tim Forsyth (5)	Overall	Melinda Gainsford-Taylor (2)	Overall
	Matt Shirvington	200m	Melinda Gainsford-Taylor	100m
	Brendan Hanigan	800m	Cathy Freeman	400m
	Lee Troop	5000m	Liz Miller	1500m
	Rohan Robinson	400mH	Debbi Edwards	100mH
	Tim Forsyth	HJ	Emma George	PV
	Jai Taurima	LJ	Mari Viduka	TJ
	Stuart Rendell	HT	Lisa-Marie Vizianiri	SP
	Andrew Currey	JT	Beatrice Faumuina	DT
	Nick A'Hern	Walks	Jane Saville	Walks
	1999	Andrew Murphy (2)	Overall	Alison Lever
Matt Shirvington		100m	Lauren Hewitt	200m
Brad Jamieson		400m	Tamsyn Lewis	800m
Hamish Christensen		1500m	Kerryn McCann	5000m
Kyle Vander Kuyp		110mH	Evette Cordy	400m
Stephen Thurston		3000mSC	Alison Inverarity	HJ
Dmitri Markov		PV	Nicole Boegman	LJ
Andrew Murphy		TJ	Debbie Sosimenko	Hammer
Aaron Neighbour		SP		
Ian Winchester		DT		

2000	Peter Burge Peter Burge Patrick Johnson Shane Hair Patrick Dwyer	Overall LJ 100m, 200m LJ 400m	Lisa-Marie Vizaniari Lisa-Marie Vizaniari Melinda Gainsford-Taylor Emma George	Overall DT 100m, 200m PV
2001	Andrew Murphy (2) Andrew Murphy Craig Mottram Patrick Johnson Nathan Deakes Matt Shirvington	Overall TJ 3/5000m 1/200m Walk 100m	Bronwyn Eagles Bronwyn Eagles Lauren Hewitt Tamsyn Lewis Sonia Brito Tatiana Grigorieva	Overall Hammer 100m, 200m 800m 400mH PV
2002	Craig Mottram David Geddes/Clinton Hill Craig Mottram Andrew Murphy Andrew Currey Nathan Deakes	Overall Sprints Distance Jumps Throws Walks	Bronwyn Eagles Jana Pittman Tamsyn Lewis Bronwyn Thompson Bronwyn Eagles Jane Saville	Overall Sprints Distance Jumps Throws Walks
	Athletes with Disability Bruce Wallrodt Tim Sullivan Geoff Trappett Murray Goldfinch Bruce Wallrodt	Overall Ambulant Track Wheelchair Track Ambulant Field Seated Field	Lisa McIntosh Lisa McIntosh Louise Sauvage Jodi Willis-Roberts Claire Summersgill	Overall Ambulant Track Wheelchair Track Ambulant Field Seated Field



## Meet Records

AUSTRALIAN  
SEASON 2003

## TELSTRA A-SERIES - ADELAIDE

## PREVIOUS EDITIONS

1987	Australia Day Invitational	26th January
1988	Adelaide Games	9th February
1989	Adelaide Games	1st February
1990	Adelaide Games	14th March
1991	Sugar Games	15th February
1992	Sugar Games	16th February
1993	Sugar Games	14th February
1994	Mars Challenge	11th February
1995	Optus Grand Prix Adelaide	26th January
1996	Optus Grand Prix Adelaide	26th January
1997	Optus Grand Prix Adelaide	1st February
1998	Optus Grand Prix Adelaide	26th January
1999	Optus Grand Prix Adelaide	26th January
2000	Optus Grand Prix Finale	8th March
2001	GP not held in Adelaide in 2001	
2002	Telstra A-series - Adelaide	23rd March

## MEET RECORDS

100m	Linford CHRISTIE	GBR	10.26	W +0.8	92	Melinda GAINSFORD-TAYLOR	NSWIS	11.40	W +1.3	98
	Linford CHRISTIE	GBR	10.0 h	W -0.7	96					
200m	Linford CHRISTIE	GBR	20.74	W +1.5	93	Cathy FREEMAN	VIS/AIS	22.73	W +0.8	93
						Melinda GAINSFORD	AIS	22.73	W +0.8	93
300m	Cameron MACKENZIE	VIS	33.48		96					
400m	Michael REHARDT	QAS	45.54		02	Ana GUEVARA	MEX	50.84		00
800m	William CHIRCHIR	KEN	1.45.15		00	Jolanda CEPLAK	SLO	2.00.88		02
1500m	Pat SCAMMELL	VIC	3.36.81		88	Sonia O'SULLIVAN	IRL	4.10.09		97
3000m	Peter O'DONOGHUE	VIC	7.45.57		93	Susan HOBSON	AIS	9.00.87		92
5000m	Luke KIPKOSGEI	KEN	13.23.07		98	Naomi MUGO	KEN	15.25.13		00
10000m						Kylie RISK	TIS	32.42.72		97
100m H						Jacquie MUNRO	NSWIS	13.16	W +0.8	02
110m H	Colin JACKSON	GBR	13.39	W -2.7	96					
400m H	Simon HOLLINGSWORTH	TIS	49.29		96	Lauren POETSCHKA	WAIS	56.42		97
5000m Walk	Nick A'HERN	AIS	19.25.96		94					
10km Walk						Kerry SAXBY-JUNNA	AIS	42.52		98
20km Walk	Nathan DEAKES	AIS	1:20.15		99					
3000m Steeple	Shaun CREIGHTON	AIS	8.37.66		92					
High Jump	Tim FORSYTH	VIS	2.29m		98	Alison INVERARITY	WAIS	1.95m		94
Pole Vault	Dmitri MARKOV	BLR	5.86m		97	Emma GEORGE	WAIS	4.40m		00
						Kym HOWE	WAIS	4.40m		02
Long Jump	Peter BURGE	NSWIS	8.14m	W +1.6	00	Nicole BOEGMAN	AIS	6.67m	W +1.8	98
Triple Jump	Andrew MURPHY	NIS	17.18m	W +1.5	97	Baya RAHOULI	ALG	14.42m	W +2.6	00
Shot Put	Miroslav MENC	CZE	19.49m		00	Beatrice FAUMUINA	NZL	15.91m		98
Discus Throw	Werner REITERER	VIS/AIS	61.90m		95	Lisa-Marie VIZANIARI	QAS	64.25m		00
Hammer Throw	Sean CARLIN	SASI	77.58m		94	Bronwyn EAGLES	NSWIS	69.65m		02
Javelin Throw	Andrew CURREY	NSWIS	85.75m		98	Louise McPAUL	AIS	62.54m		94
4x100m	Victoria B		39.94		95	Australia		45.14		91
4x400m	Australia A		3.06.79		96	Victoria		3.39.72		95

## TELSTRA A-SERIES - CAMPBELLTOWN

## PREVIOUS EDITIONS

2002

Telstra A-series - Campbelltown

10th February

## MEET RECORDS

200m	Alvin HARRISON	USA	20.54	W -2.1	02	Lauren HEWITT	VIS	23.30	W -1.1	02
400m					02	Jane ARNOTT	NZL	52.49		02
800m	Youcef ABDI	NSWIS	1.48.32		02	Adrienne McIVOR	QLD	2.03.92		02
5000m	Sisay BEZABEH	AIS	13.45.52		02	Benita JOHNSON	AIS	15.49.00		02
100m Hurdles	Shi DONGPENG	CHN	14.06	W -3.4	02	Fiona CULLEN	QAS	13.28	W +0.6	02
400m Hurdles	Matt BECKENHAM	AIS	50.77		02	Nicola KIDD	NZL	58.61		02
High Jump	Nicholas MORONEY	NSWIS	2.25m		02	Petrina PRICE	NSWIS	1.82m		02
Pole Vault					02	Rosanna DITTON	NSW	4.10m		02
Long Jump	Fabrice LAPIERRE	NSW	7.67m	W -0.7	02	Chantal BRUNNER	NZL	6.67m	W +3.5	02
Shot Put	Justin ANLEZARK	QAS	19.34m		02	Michelle HAAGE	NSW	16.11m		02
Discus Throw					02	Beatrice FAUMUINA	NZL	63.65m		02
Javelin Throw	Andrew CURREY	NSWIS	81.05m		02					
Hammer Throw					02	Bronwyn EAGLES	NSWIS	69.38m		02

Meet Records (continued...)

AUSTRALIAN  
SEASON 2003

## Meet Records (continued...)

AUSTRALIAN  
SEASON 2003

## TELSTRA A-SERIES - CANBERRA

## PREVIOUS EDITIONS

1986	Seiko/AIS Invitational	21st January
1987	Seiko/AIS Invitational	20th January
1988	AIS Invitational	26th January
1989	AIS Drug Offensive	26th January
1990	Twilight Invitational	10th January
1991	Seiko AIS Classic	26th January
1992	Seiko AIS Classic	27th January
1993	AIS Sugar Games	25th January
1994	Mars Challenge	28th January
1995	Optus Grand Prix Canberra	18th March
1995	Optus Grand Prix Canberra	3rd December
1997	Optus Grand Prix Canberra	11th January
1998	Optus Grand Prix Canberra	8th February
1999	Optus Grand Prix Canberra	6th February
2000	Optus Grand Prix Canberra	15th January
2001	Telstra Athletics Grand Prix - Canberra	18th February
2002	Telstra A-series - Canberra	8th February

## MEET RECORDS

60m	Paul HENDERSON	NAS	6.70	W +2.2	95D	Veronica LEE	NSW	7.42	W +2.1	95D
100m	Patrick JOHNSON	AIS	10.13	W +2.5	01	Lauren HEWITT	VIS	11.18	W +3.3	00
200m	Patrick JOHNSON	AIS	20.64	W +0.5	01	Tania VAN HEER	SASI	22.42	W +2.0	99
300m	Darren CLARK	NSW	32.20		89	Cathy FREEMAN	VIS/AIS	37.24		95D
400m	Patrick DWYER	NSWIS	45.19		00	Cathy FREEMAN	VIS	50.91		00
800m	Sammy LANGAT	KEN	1.45.66		95	Tamsyn LEWIS	VIS	1.59.21		00
1000m	Tim CHERRY	VIC	2.23.66		95D					
1500m	Daniel KOMEN	KEN	3.37.46		95	Angela CHALMERS	CAN	4.06.8		90
2000m						Jackie PERKINS	VIC	5.48.8		89
3000m	Pat CARROLL	QLD	7.54.68		94	Sonia O'SULLIVAN	IRL	8.49.87		01
2 Miles	Joseph KIMANI	KEN	8.30.78		95D					
5000m	Shaun CREIGHTON	AIS	13.37.61		91	Sonia O'SULLIVAN	IRL	15.10.98		97
10000m						Jackie PERKINS	VIC	33.59.92		87
100m H						Jacquie MUNRO	NSWIS	13.24	W +1.6	02
110m H	Colin JACKSON	GBR	13.41	W -1.2	93					
400m H	Zid Abou HAMED	NSW	49.33		99	Lauren POETSCHKA	WAIS	56.04		00
3000m Walk						Kerry SAXBY	AIS	12.17.29		91
5000m Walk	David SMITH	AIS	18.58.01		87	Kerry SAXBY	AIS	22.14.4		86
10000m Walk	Nathan DEAKES	AIS	38.44.87		02	Kerry SAXBY	AIS	42.14.2	(Road)	88
20k Walk	Nick A'HERN	AIS	1:22.35		95					
3000m Steeple	Julius KIPTOO	KEN	8.29.79		98					
High Jump	Tim FORSYTH	AIS/VIS	2.35m		93	Vanessa WARD	AIS	1.90m		89
Pole Vault	Simon ARKELL	SASI	5.60m		95	Tatiana GRIGORIEVA	SASI	4.40		02
Long Jump	Jai TAURIMA	AIS	8.26m	W +5.6	98	Nicole BOEGMAN	AIS	6.64m	W +3.3	98
Triple Jump	Andrew MURPHY	NSWIS	16.87m	W +1.7	99	Nicole MLADENIS	WAIS	13.57m	W +2.3	01
Shot Put	John MINNS	AIS	19.64m		89	Astra ETIENNE	AIS	18.04m		88
Discus Throw	Ian WINCHESTER	NZL	62.61m		98	Daniela COSTIAN	AIS	66.72m		89
Hammer Throw	Yuri SEDYKH	URS	78.36m		91	Olga KUZENKOVA	RUS	69.45m		99
Javelin Throw	Andrew CURREY	NSWIS	85.69		02	Louise McPAUL	AIS	65.64m		99
4x100m	Australia		39.11		94	Australia		44.13		98
4x400m	Australia Red		3.03.73		94	Australia		3.30.64		86

## TELSTRA A-SERIES - MELBOURNE

## PREVIOUS EDITIONS

1988	NEC Classic	17th March
1989	NEC Classic	9th March
1990	NEC Classic	8th February
1991	NEC Classic	7th February
1992	NEC Classic	25th February
1993	NEC Classic	25th February
1994	NEC Classic	24th February
1995	NEC Classic	23th February
1996	NEC Classic	29th February
1997	Nike Track Classic	20th February
1998	Melbourne Track Tour	25th February
1999	Melbourne Track Classic	25th February
2000	Melbourne Track Classic	2nd March
2001	Telstra Melbourne Track Classic	1st March
2002	Telstra A-series - Melbourne	7th March

## MEET RECORDS

100m	Maurice GREENE	USA	10.06	W -1.6	98	Marion JONES	USA	11.01	W -0.9	98
200m	Frankie FREDERICKS	NAM	19.92	W +1.6	99	Cathy FREEMAN	VIS/AIS	22.54	W +0.3	93
400m	Derek MILLS	USA	45.20		98	Cathy FREEMAN	VIS/AIS	49.85		96
800m	David LELEI	KEN	1.43.97		00	Toni HODGKINSON	NZL	1.59.42		97
						Tamsyn LEWIS	VIS	1.59.42		00
1500m	William CHIRCHIR	KEN	3.32.55		00	Toni HODGKINSON	NZL	4.06.23		00
1 Mile	Simon DOYLE	AI	3.51.54		91					
3000m	Luke KIPKOSGEI	KEN	7.45.20		00	Sonia O'SULLIVAN	IRL	8.43.51		01
5000m	Luke KIPKOSGEI	KEN	13.11.11		99	Sonia O'SULLIVAN	IRL	15.03.28		98
10000m	Joseph KIMANI	KEN	28.30.32		00					
100m H						Jane FLEMMING	AI	13.08	W +0.2	94
110m H	Colin JACKSON	GBR	13.24	W -0.5	96/99					
400m H	Bryan BRONSON	USA	48.40		98	Lauren POETSCHKA	WAIS	55.37		00
3000m Walk						Kerry JUNNA	AI	11.51.26		91
5000m Walk	Nick A'HERN	AI	19.19.76		93					
3000m Steeple	John KOSGEI	KEN	8.19.47		00					
High Jump	Tim FORSYTH	VIS/AIS	2.31m		96	Alison INVERARITY	WAIS	1.95m		95
Pole Vault	Dmitri MARKOV	SAS	5.80m		98	Emma GEORGE	VIC	4.55m	WR	97
Long Jump	Peter BURGE	NSWIS	8.30m	W +1.1	00	Bronwyn THOMPSON	QAS	7.00	W +1.8	02
Triple Jump	Larry ACHIKE	GBR	16.76m	W +0.8	00	Carmen MILLER	TIS	13.36m	W -0.7	99
Shot Put	CJ HUNTER	USA	19.82m		98	Georgette REED	CAN	16.35m		96
	Justin ANLEZARK	QAS	19.82m =		02					
Discus Throw	Werner REITERER	VIC	63.02m		89	Daniela COSTIAN	AI	66.10m		94
Hammer Throw	Stuart Rendell	AI	78.01m		02	Bronwyn EAGLES	NSWIS	69.18m		02
Javelin Throw	Sergey MAKAROV	RUS	87.13m		99	Tanje DAMASKE	GER	63.52m		96
4x100m	Queensland		39.46		95	Australia		43.68		94
4x400m						Australia		3.32.41		

Meet Records (continued...)

AUSTRALIAN  
SEASON 2003

## Meet Records (continued...)

AUSTRALIAN  
SEASON 2003

## TELSTRA A-SERIES - PERTH

## PREVIOUS EDITIONS

1986	Swan Challenge	25th January
1987	Quit International Challenge	24th January
1988	Swan Premium Challenge	21st January
1989	Perth Invitational	5th March
1990	AIS Drug Offensive	19th November
1991	Burswood Casino Challenge	10th February
1992	Perth Grand Prix	22nd February
1993	Fruit 'N Veg Challenge	7th February
1994	Fruit 'N Veg Classic	13th February
1995	Optus Fruit 'N Veg Classic	29th January
1996	Optus Grand Prix Perth	28th January
1997	Optus Grand Prix Perth	19th January
1998	Optus Grand Prix Perth	24th January
1999	BankWest Grand Prix	24th January
2000	BankWest Grand Prix	5th February
2001	Telstra Athletics Grand Prix - Perth	4th March
2002	Telstra A-series - Perth	16th March

## MEET RECORDS

100m	Ben JOHNSON	CAN	9.7	W +3.5	87	Angella ISSAJENKO	CAN	10.8	W +3.8	87
	Linford CHRISTIE	GBR	10.00	W +2.5	96	Melinda GAINSFORD-TAYLOR	NSWIS	11.03	W +4.5	98
200m	Dean CAPOBIANCO	CU	20.97	W -3.2	92	Melinda GAINSFORD	AIS	22.82	W -1.7	95
400m	Darren CLARK	NSW	45.29		87	Cathy FREEMAN	VIS	51.01		98
800m	Kris McCARTHY	VIC	1.46.73		01	Jolanda CEPLAK	SLO	2.00.71		02
1500m	Elijah MARU	KEN	3.43.36		97	Anne CROSS	VIC	4.16.26		91
Mile	Mike HILLARDT	VIC	3.58.35		87					
3000m	Ray BOYD	WA	8.21.45		00					
5000m	Ray BOYD	WA	14.29.7		88					
100m H						Jane FLEMMING	AIS	13.24	W -0.3	93
110m H	Colin JACKSON	GBR	13.14	W +2.7	96					
400m H	Jiri MUZIK	CZE	49.02		00	Sonia BRITO	VIC	56.45		02
High Jump	Konstantin MATUSEVICH	ISR	2.36m		00	Alison INVERARITY	WAIS	1.94m		94
Pole Vault	Paul BURGESS	WAIS	5.70m		02	Emma GEORGE	WAIS	4.50m		00
Long Jump	Shane HAIR	HTC	8.21m	W +0.2	00	Nicole BOEGMAN	AIS	6.84m	W +1.6	98
Triple Jump	Andrew MURPHY	NSWIS	17.28m	W +3.5	01	Nicole MLADENIS	WAIS	14.21	W +4.7	02
Shot Put	Justin ANLEZARK	QAS	19.76m		02					
Discus Throw	Werner REITERER	VIS	64.96m		92	Daniela COSTIAN	AIS	64.34m		92
Hammer Throw	Balazs KISS	HUN	77.35m		98	Bronwyn EAGLES	NSWIS	68.37m		01
Javelin Throw	Andrew CURREY	NSWIS	85.40m		98	Sue HOWLAND	ACT	63.94m		87
4x100m	Australia		39.98		93	Australia		45.34		94

**TELSTRA A-SERIES - SYDNEY****PREVIOUS EDITIONS**

1989	AIS Drug Offensive	8th February
1990	Commonwealth Challenge	14th January
1991	Mobil Grand Prix	20th January
1992	Sugar Games	25th January
1993	Sugar Games	23rd January
1994	Mars Challenge	30th January
1995	Optus Grand Prix Final	21st March
1996	Optus Grand Prix Sydney	11th February
1997	Optus Grand Prix Sydney	27th January
1998	Sydney Track Tour	28th February
1999	Optus Track Classic Sydney	20th February
2000	Optus Grand Prix Sydney	13th February
2001	Telstra Athletics Grand Prix - Sydney	16th February
2002	Telstra A-series not held in Sydney in 2002	

**MEET RECORDS**

100m	Frankie FREDERICKS	NAM	9.94	W +1.3	99	Melinda GAINSFORD-TAYLOR	NSWIS	11.31	W -0.4	98
200m	Frankie FREDERICKS	NAM	20.44	W -0.1	98	Marion JONES	USA	21.98	W -1.2	98
300m	Darren CLARK	NSW	32.41		89	Maree HOLLAND	NSW	36.67		89
400m	Dean CAPOBIANCO	CU	45.47		94	Cathy FREEMAN	AUS	50.76		99
800m	Shaun FARRELL	NZL	1.45.45		98	Tamsyn LEWIS	VIS	2.00.52		00
1000m	Simon DOYLE	AIS	2.18.68		91					
1500m	Noah NGENY	KEN	3.35.74		99	Sonia O'SULLIVAN	IRL	4.06.34		01
2000m	Simon DOYLE	AIS	5.00.84		92					
3000m	Luke KIPKOSGEI	KEN	7.39.22		99	Liz McCOLGAN	GBR	8.43.14		90
2 Miles	Daniel KOMEN	KEN	7.58.91		98					
5000m	Julian PAYNTER	VIS	13.49.54		97	Sonia O'SULLIVAN	IRL	15.10.24		00
100m H						Jane FLEMMING	AIS	13.32	W -1.3	94
110m H	Colin JACKSON	GBR	13.30	W +0.6	99					
200mH	Kyle VANDER KUYP	AIS	22.95	W -0.9	95	Jane FLEMMING	AIS	27.69	W 0.0	95
400m H	Bryan BRONSON	USA	48.49		98	Jana PITTMAN	NSWIS	55.63		00
3k Walk						Kerry SAXBY	AIS	12.13.75		89
5k Walk	Dion RUSSELL	AIS	19.43.3		96	Kerry SAXBY	AIS	20.03.0		96
10k Walk	Andrew JACHNO	AIS	40.10.76		90	Jane SAVILLE	AIS	46.03		97
20k Walk	Nick A'HERN	AIS	1:23.56		97					
3000m Steeple	Peter RENNEN	NZL	8.29.87		90					
High Jump	Charles AUSTIN	USA	2.31m		98	Alison INVERARITY	WAIS	1.92m		95
Pole Vault	Jeff HARTWIG	USA	5.90m		98	Emma GEORGE	WAIS	4.60m WR		99
Long Jump	Shane HAIR	HTS	8.23m	W +4.7	00	Nicole BOEGMAN	AIS	6.76m	W +1.2	96
Triple Jump	Andrew MURPHY	VIS	17.28m	W +4.2	96	Carmen MILLER	TIS	13.13m	W +2.9	97
Shot Put	Burger LAMBRECHTS	RSA	19.93m		99	Xiaoyan CHENG	CHN	18.02m		00
Discus Throw	Werner REITERER	VIS/AIS	59.24m		95	Beatrice FAUMUINA	NZL	65.44m		98
Hammer Throw	Sean CARLIN	SASI	74.96m		94	Olga KUZENKOVA	RUS	68.00m		96
Javelin Throw	Andrew CURREY	NSWIS	85.28m		00	Joanna STONE	QAS	64.22m		96
4x100m	Australia		39.28		92	Australia Green		43.78		94
4x400m	Australia		3.04.13		90	Australia		3.31.19		90

**Meet Records (continued...)**

**Meet Records** *(continued...)*

**TELSTRA ZATOPEK CLASSIC - MELBOURNE**

**PREVIOUS EDITIONS**

1994	Zatopek Classic	December
1995	Zatopek Classic	14th December
1996	Zatopek Classic	25th November
1997	Zatopek Classic	18th December
1998	Zatopek Classic	5th December
1999	Zatopek Classic	6th December
2000	Zatopek Classic	4th December
2001	Telstra Zatopek Classic	6th December
2002	Telstra Zatopek Classic	14th December

**MEET RECORDS**

10000m	Luke KIPKOSGEI	KEN	27.22.54	98	Susie POWER	VIC	31.26.34	01
U20 3000m	Michael POWER	VIC	8.02.94	95	Melissa ROLLISON	QLD	9.03.64	01

# Australian Open Athletics Championships Placegetters 1987 - 2002

First Place	Second Place	Third Place
<b>Men - 100 metres</b>		
1987 Shane Naylor (Vic) 10.35(+1.8)	Christopher 'Chris' Perry (Vic) 10.36(+1.8)	Paul Narracott (Qld) 10.38(+1.8)
1988 Shane Naylor (Vic) 10.61(-2.4)	Fred Martin (NSW) 10.75(-2.4)	Steven 'Steve' McBain (SA) 10.82(-2.4)
1989 David Dworjanyn (NSW) 10.57(-4.2)	Shane Naylor (Vic) 10.68(-4.2)	Tim Jackson (NSW) 10.68(-4.2)
1990 Tim Jackson (NSW) 10.43(-1.4)	Shane Naylor (Vic) 10.59(-1.4)	Steven 'Steve' McBain (SA) 10.76(-1.4)
1991 Dean Capobianco (WA) 10.36(+0.1)	Shane Naylor (Vic) 10.43(+0.1)	Steven 'Steve' McBain (SA) 10.46(+0.1)
1992 Shane Naylor (Vic) 10.51(-2.3)	Chad Stephenson (NSW) 10.58(-2.3)	Gus Nkietia (NZL) 10.63(-2.3)
		(4) Rod Mapstone (WA) 10.69(-2.3)
1993 Dean Capobianco (WA) 10.17(+4.7)	Damien Marsh (Qld) 10.20(+4.7)	Tim Jackson (NSW) 10.20(+4.7)
1994 Damien Marsh (Qld) 10.39(-2.9)	Michael Johnson (USA) 10.51(-2.9)	(4) Steve Brimacombe (Vic) 10.65(-2.9)
	(3) Dean Capobianco (WA) 10.54(-2.9)	
1995 Shane Naylor (Vic) 10.46(-2.3)	Damien Marsh (Qld) 10.62(-2.3)	Dean Capobianco (WA) 10.65(-2.3)
1996 Damien Marsh (Qld) 10.48(-1.7)	Rod Mapstone (WA) 10.52(-1.7)	Dean Capobianco (WA) 10.54(-1.7)
1997 Steve Brimacombe (Vic) 10.31(+1.2)	Chris Donaldson (NZL) 10.32(+1.2)	Gus Nkietia (NZL) 10.39(+1.2)
	(4) Patrick Johnson (ACT) 10.49(+1.2)	(5) Ryan Witnisk (Vic) 10.52(+1.2)
1998 Matthew 'Matt' Shirvington (NSW) 10.47(-3.4)	Deji Aliu (NGR) 10.50(-3.4)	(4) Damien Marsh (Qld) 10.71(-3.4)
	(3) Paul Henderson (NSW) 10.68(-3.4)	
1999 Matthew 'Matt' Shirvington (NSW) 10.24(-0.8)	Adam Basil (Vic) 10.34(-0.8)	Chris Donaldson (NZL) 10.37(-0.8)
		(4) Patrick Johnson (ACT) 10.40(-0.8)
2000 Matthew 'Matt' Shirvington (NSW) 10.26(-0.3)	Patrick Johnson (ACT) 10.32(-0.3)	Damien Marsh (Qld) 10.40(-0.3)
2001 Matthew 'Matt' Shirvington (NSW) 10.19 (+0.9)	Patrick Johnson (ACT) 10.26(+0.9)	Paul Di Bella (Qld) 10.27(+0.9)
2002 Matthew 'Matt' Shirvington (NSWIS) 10.31 (-0.3)	Paul Di Bella (QAS) 10.32 (-0.3)	Darren Campbell (GBR) 10.38 (-0.3)
		(4) Patrick Johnson (AIS) 10.44 (-0.3)
<b>Men - 200 metres</b>		
1987 John Dinan (Vic) 20.69(+4.0)	Robert 'Rob' Stone (Vic) 20.90(+4.0)	Peter van Miltenburg (Vic) 21.14(+4.0)
1988 Kieran Finn (WA) 21.16(-2.9)	Brett Leavy (Qld) 21.65(-2.9)	Peter Gandy (NSW) 22.00(-2.9)
1989 Darren Clark (NSW) 21.27(-4.3)	Clayton Kearney (NSW) 21.33(-4.3)	Andrew Douglas (Vic) 21.47(-4.3)
1990 Robert 'Rob' Stone (Vic) 20.94(-1.5)	Dean Capobianco (WA) 21.02(-1.5)	Tim Jackson (NSW) 21.18(-1.5)
1991 Dean Capobianco (WA) 20.64(-1.2)	Clayton Kearney (NSW) 21.29(-1.2)	Takale Tuna (PNG) 21.36(-1.2)
		(4) Andrew Douglas (Vic) 21.39(-1.2)
1992 Dean Capobianco (WA) 20.57(-0.8)	Damien Marsh (Qld) 20.70(-0.8)	Brett Leavy (Qld) 20.85(-0.8)
1993 Damien Marsh (Qld) 20.29(+3.4)	Paul Henderson (NSW) 20.36(+3.4)	Mark Ladbroke (Vic) 20.66(+3.4)
1994 Steve Brimacombe (Vic) 20.84(-1.1)	Dean Capobianco (WA) 20.85(-1.1)	Damien Marsh (Qld) 20.94(-1.1)
1995 Steve Brimacombe (Vic) 20.42(+2.9)	Paul Greene (NSW) 20.49(+2.9)	Mark Keddell (NZL) 20.60(+2.9)
		(4) Daryl Wohlsen (Qld) 20.64(+2.9)
1996 Dean Capobianco (WA) 20.79(-0.7)	Mark Ladbroke (Vic) 21.11(-0.7)	Daryl Wohlsen (Qld) 21.26(-0.7)
1997 Chris Donaldson (NZL) 20.42(+0.5)	(3) Patrick Johnson (ACT) 20.54(+0.5)	(4) Paul Pearce (Vic) 20.75(+0.5)
(2) Steve Brimacombe (Vic) 20.44(+0.5)		
1998 Damien Marsh (Qld) 21.34(-2.0)	Matthew 'Matt' Shirvington (NSW) 21.37(-2.0)	Patrick Johnson (ACT) 21.42(-2.0)
1999 Chris Donaldson (NZL) 20.71(-0.4)	(4) Patrick Johnson (ACT) 20.87(-0.4)	Marc Foucan (FRA) 20.86(-0.4)
(2) Matthew 'Matt' Shirvington (NSW) 20.77(-0.4)		(5) Daryl Wohlsen (Qld) 20.92(-0.4)
2000 Daryl Wohlsen (Qld) 20.64(+0.4)	Chris Donaldson (NZL) 20.74(+0.4)	(5) Anthony Boussombo (GAB) 20.90(+0.4)
	(4) David Baxter (Vic) 21.10(+0.4)	(5) Damien Marsh (Qld) 21.10(+0.4)
2001 Patrick Johnson (ACT) 20.59(+1.1)	Paul Di Bella (Qld) 20.66 (+1.1)	Paul Pearce (Vic) 20.75(+1.1)
2002 David Geddes (NSWIS) 20.62 (+1.0)	Dallas Roberts (NZL) 20.85 (+1.0)	Darren Campbell (GBR) 20.87 (+1.0)
	(4) Patrick Johnson (AIS) 20.94 (+1.0)	(5) Matthew 'Matt' Shirvington (NSWIS) 21.03 (+1.0)
<b>Men - 400 metres</b>		
1987 Miles Murphy (NSW) 45.42	Robert 'Rob' Stone (Vic) 45.73	Gary Mihinan (Vic) 45.87
1988 Miles Murphy (NSW) 44.71	Mohammed Almalky (OMN) 45.49	(4) Mark Garner (NSW) 45.88
	(3) Robert 'Rob' Stone (Vic) 45.73	
1989 Darren Clark (NSW) 46.00	Mohammed Almalky (OMN) 46.23	(4) Mark Garner (NSW) 47.17
	(3) Robert Ballard (NSW) 46.70	
1990 Darren Clark (NSW) 45.04	Robert 'Rob' Stone (Vic) 45.31	Miles Murphy (NSW) 45.88
1991 Paul Greene (NSW) 45.61	Stephen 'Steve' Perry (NSW) 46.00	Joshua Coull (Vic) 46.16
1992 Mark Garner (NSW) 46.06	Jason Kouggellis (NSW) 46.23	Joshua Coull (Vic) 46.68
1993 Darren Clark (NSW) 45.65	Jason Kouggellis (NSW) 46.17	Joshua Coull (Vic) 46.38
1994 Brett Callaghan (Vic) 46.17	Michael Joubert (Qld) 46.20	Anthony Ryan (Qld) 46.47
1995 Paul Greene (NSW) 46.49	Mark Garner (NSW) 46.54	Michael Joubert (Qld) 46.54
1996 Jamie Baulch (GBR) 45.71	(3) Paul Greene (NSW) 46.16	(4) Lewis Rangott (NSW) 46.40
(2) Mark Ladbroke (Vic) 45.78		
1997 Brad Jamieson (SA) 46.48	Declan Stack (WA) 46.20	Casey Vincent (Vic) 46.31
1998 Declan Stack (WA) 45.55	Patrick Dwyer (NSW) 46.44	Jason Schmidberger (WA) 46.77
1999 Brad Jamieson (SA) 45.59	Ibrahim Wade (SEN) 46.03	(5) Scott Thom (Vic) 46.52
	(3) Casey Vincent (Vic) 46.16	
2000 Patrick Dwyer (NSW) 45.21	Brad Jamieson (SA) 46.40	Daniel Batman (NSW) 46.71
2001 Paul Pearce (Vic) 45.87	Daniel Batman (NSW) 45.93	Tomas Coman (IRL) 46.18
		(5) Anton Booth (Qld) 46.49
2002 Clinton Hill (NSWIS) 45.98	Michael Rehardt (QAS) 46.00	Paul Pearce (Vic) 46.07



## Australian Open Athletics Championships Placegetters 1987 - 2002 (continued...)

First Place	Second Place	Third Place
<b>Men - 800 metres</b>		
1987 Ian Gaudry (NSW) 1:49.64	Barry Acres (WA) 1:50.12	Alan Ozolins (NSW) 1:50.42
1988 Ian Gaudry (NSW) 1:47.67	Barry Acres (WA) 1:48.09	Matthew 'Matt' Favier (Qld) 1:48.11
1989 Simon Doyle (Qld) 1:49.90	Richard Polkinghorne (Vic) 1:50.35	Rodney Marks (SA) 1:50.42
1990 Dean Kenneally (Vic) 1:48.08	Greg Whitfield (Vic) 1:48.15	Matthew 'Matt' Favier (Qld) 1:48.67
1991 Simon Doyle (Qld) 1:46.76	Simon Still (Qld) 1:47.07	Dean Kenneally (Vic) 1:47.33
1992 Barry Acres (WA) 1:48.37	Dean Kenneally (Vic) 1:48.78	Simon Still (Qld) 1:49.15
1993 Simon Lewin (Vic) 1:47.06	Barry Acres (WA) 1:47.29	Simon Still (Qld) 1:48.23
1994 Brendan Hanigan (Tas) 1:47.70	Dean Kenneally (Vic) 1:48.16	Barry Acres (WA) 1:48.33
1995 Sammy Langat (KEN) 1:48.10	(4) Ewen MacDonald (Vic) 1:48.89	Vincent Madakwen (KEN) 1:48.50
(2) Joseph Ischia (Vic) 1:48.36	(3) Martin Byron (NSW) 1:47.98	(5) Paul Cleary (Vic) 1:48.95
1996 Sammy Langat (KEN) 1:47.35	(3) Paul Byrne (Vic) 1:47.87	(4) Joseph Ischia (Vic) 1:48.01
(2) Heath Fitzpatrick (Qld) 1:47.63	(4) Brendan Hanigan (Tas) 1:48.04	
1997 Elijah Maru (KEN) 1:47.33	(3) Grant Cremer (NSW) 1:47.12	(4) Joseph Ischia (Vic) 1:47.62
(2) Justin Rinaldi (Vic) 1:47.78	(3) Brendan Hanigan (Tas) 1:48.72	(5) Joseph Ischia (Vic) 1:48.93
1998 Noah Ngeny (KEN) 1:46.85		
(2) Brendan Hanigan (Tas) 1:47.00		
1999 Noah Ngeny (KEN) 1:47.70	David Lelei (KEN) 1:44.58	(6) Heath Fitzpatrick (Qld) 1:48.22
(2) Grant Cremer (NSW) 1:48.10	(4) Martin Byron (NSW) 1:47.32	(4) Mal Muir (Qld) 1:49.93
2000 Assia-Djabir Said-Guermi (ALG) 1:44.28	Mark Rogers (NZL) 1:47.54	(3) Frazer Dowling (NSW) 1:47.60
(3) Kris McCarthy (Vic) 1:45.91		(4) Mal Muir (Qld) 1:49.93
2001 Kristopher McCarthy (Vic) 1:47.08	Todd MacDonald (NSW) 1:49.75	Marcus Katter (NSW) 1:50.31
2002 Nicholas Hudson (Qld) 1:49.51		
<b>Men - 1500 metres</b>		
1987 Michael 'Mike' Hillardt (Qld) 3:37.59	Andrew Lloyd (NSW) 3:39.23	Peter Bourke (Vic) 3:39.43
1988 Michael 'Mike' Hillardt (Qld) 3:47.62	Patrick 'Pat' Scammell (Vic) 3:48.38	Glenn Ritchie (NSW) 3:51.17
1989 Dean Paulin (Vic) 3:41.35	Simon Doyle (Qld) 3:41.87	Glenn Ritchie (NSW) 3:43.61
1990 Andrew Lloyd (NSW) 3:40.77	Patrick 'Pat' Scammell (Vic) 3:41.42	Martin Bannink (Vic) 3:43.34
1991 Simon Doyle (Qld) 3:38.38	Patrick 'Pat' Scammell (Vic) 3:39.53	Glenn Ritchie (NSW) 3:43.82
1992 Patrick 'Pat' Scammell (Vic) 3:43.28	Darren Abbotts (SA) 3:45.07	Kealin Hanigan (Tas) 3:45.37
1993 Simon Doyle (Qld) 3:46.03	David Evans (Vic) 3:46.48	Alex Davey (Vic) 3:46.83
1994 Simon Doyle (Qld) 3:40.22	Richard Potts (NZL) 3:41.38	(4) Patrick 'Pat' Scammell (Vic) 3:42.16
	(3) Dean Paulin (Vic) 3:41.73	
1995 Darren Lynch (Vic) 3:53.30	Dean Paulin (Vic) 3:53.62	Jason Rock (Vic) 3:53.81
1996 Paul Bitok (KEN) 3:40.94	(3) Darren Lynch (Vic) 3:42.32	(5) Patrick 'Pat' Scammell (Vic) 3:42.82
(2) Paul Cleary (Vic) 3:41.83		
1997 Paul Bitok (KEN) 3:41.56	(4) Holt Hardy (NSW) 3:45.24	
(2) Scott Petersen (Vic) 3:43.38		
1998 Martin Keino (KEN) 3:40.91	Hamish Christensen (NZL) 3:41.17	David Kibet (KEN) 3:44.85
(3) Holt Hardy (NSW) 3:41.42	(4) Chris Bowden (Vic) 3:42.62	(5) Nick Landbeck (Qld) 3:45.53
1999 Paul Cleary (Vic) 3:42.59	Scott Petersen (Vic) 3:43.99	(5) Timothy Carroll (Qld) 3:42.86
2000 William Chirchir (KEN) 3:38.51	John Kosgei (KEN) 3:39.60	Justin Rinaldi (Vic) 3:44.25
(3) Nicholas 'Nick' Howarth (SA) 3:40.19	(5) Alastair Stevenson (Qld) 3:43.47	(6) Clinton Mackevicius (NSW) 3:46.56
2001 Clinton Mackevicius (Vic) 3:41.74	Zac Ashkanasy (Qld) 3:43.94	Lachlan Chisholm (NSW) 3:44.06
2002 Craig Mottram (VIS) 3:41.19	Youcef Abdi (NSWIS) 3:42.64	Clinton Mackevicius (Vic) 3:43.12
<b>Men - 5,000 metres</b>		
1987 Gerard Barrett (Qld) 13:42.09	Stephen 'Steve' Moneghetti (Vic) 13:47.79	Peter Brett (SA) 13:51.96
1988 Andrew Lloyd (NSW) 13:36.15	John Andrews (NSW) 13:42.37	Stephen 'Steve' Moneghetti (Vic) 13:45.03
1989 Phil Clode (NZL) 13:58.05	(3) Gerard Barrett (Qld) 14:02.58	(4) Sean Quilty (Vic) 14:27.26
1990 Simon Doyle (Qld) 13:58.44	John Andrews (NSW) 13:47.43	Darren Wilson (Vic) 13:48.50
(2) John Andrews (NSW) 13:58.44	Stephen 'Steve' Moneghetti (Vic) 13:52.95	Patrick 'Pat' Carroll (Qld) 13:58.04
1991 Rodney 'Rod' Higgins (ACT) 13:49.42	Patrick 'Pat' Carroll (Qld) 13:30.53	Peter O'Donoghue (Vic) 13:31.44
1992 Andrew Lloyd (NSW) 13:30.52	Julian Paynter (Vic) 13:55.7	Paul Patrick (Vic) 13:58.7
1993 Peter O'Donoghue (Vic) 13:55.1	Jonathon Wyatt (NZL) 13:44.21	Richard Potts (NZL) 13:53.41
1994 Julian Paynter (Vic) 13:38.99	(4) Paul Patrick (Vic) 13:57.34	(6) David Evans (Vic) 14:09.37
	(3) Julian Paynter (Vic) 13:53.66	(4) Stephen 'Steve' Moneghetti (Vic) 13:55.88
1995 Daniel Komen (KEN) 13:41.24	(5) Julian Paynter (Vic) 13:45.27	Robbie Johnston (NZL) 13:40.44
(2) Shaun Creighton (Vic) 13:41.24	(3) Lee Troop (Vic) 13:36.69	(6) Stephen 'Steve' Moneghetti (Vic) 13:47.10
1996 David Kibet (KEN) 13:38.48	Mizan Mehari (ACT) 13:36.81	(4) Darren Wilson (Vic) 13:38.60
(2) Shaun Creighton (Vic) 13:39.00	(4) Lee Troop (Vic) 13:42.60	
1997 Paul Bitok (KEN) 13:31.90	Sisay Bezabeh (ACT) 13:33.23	Lee Troop (Vic) 13:41.16
(2) Julian Paynter (Vic) 13:35.13	Nigel Adkin (Vic) 13:44.86	Martin Keino (KEN) 13:35.09
1998 Shaun Creighton (Vic) 13:24.84		(5) Darren Lynch (Vic) 13:46.37
1999 Ben Maiyo (KEN) 13:26.09		Shaun Creighton (Vic) 13:42.68
(2) Mizan Mehari (ACT) 13:31.02		Brett Carwright (SA) 13:47.43
2000 Michael Power (Vic) 13:28.11	(3) Michael Power (VIS) 13:39.94	
2001 James Getanda (KEN) 13:29.53		
(2) Michael Power (Vic) 13:30.50		
2002 Stephen Cheronon (KEN) 13:11.55		(5) Scott Wescott (NSW) 13:40.28
(2) Craig Mottram (VIS) 13:12.04		

First Place	Second Place	Third Place
<b>Men - 10,000 metres</b>		
1987 Andrew Lloyd (NSW) 28:04.39	David Burridge (NZL) 28:06.16	(4) Peter Brett (SA) 28:16.03
1988 Stephen 'Steve' Moneghetti (Vic) 28:18.98	(3) Stephen 'Steve' Moneghetti (Vic) 28:09.04	Patrick 'Pat' Carroll (Qld) 28:30.55
1989 Andrew Lloyd (NSW) 28:22.95	Andrew Lloyd (NSW) 28:30.48	Jamie Harrison (NSW) 28:44.67
1990 Jamie Harrison (NSW) 29:34.38	Stephen 'Steve' Moneghetti (Vic) 28:28.02	Paul Arthur (NSW) 29:46.38
1991 Jamie Harrison (NSW) 28:41.08	Dean Giblin (Tas) 29:39.27	Francois 'Rob' de Castella (Vic) 28:59.88
1992 Jamie Harrison (NSW) 29:02.72	Peter Brett (SA) 28:43.09	Roderic 'Rod' de Highden (Vic) 29:09.30
1993 Rodney 'Rod' Higgins (ACT) 29:02.7	Malcolm Norwood (Vic) 29:04.47	Paul Arthur (NSW) 29:38.7
1994 Jamie Harrison (NSW) 29:30.84	Roderic 'Rod' de Highden (Vic) 29:31.5	John Andrews (NSW) 29:32.65
1995 Robbie Johnston (NZL) 27:58.51	Wayne Larden (NSW) 29:31.88	(4) David Evans (Vic) 28:55.55
(2) Shaun Creighton (Vic) 28:02.13	(3) Stephen 'Steve' Moneghetti (Vic) 28:03.48	
1997 Julian Paynter (Vic) 28:35.31	Lee Troop (Vic) 29:16.03	Roderic 'Rod' de Highden (Vic) 29:27.56
1998 Luke Kipkosgei (KEN) 27:29.44	Julius Kiptoo (KEN) 27:30.04	Robbie Johnston (NZL) 28:07.80
(4) Lee Troop (Vic) 28:08.35	(5) Stephen 'Steve' Moneghetti (Vic) 28:09.96	(6) Dean Cavuoto (ACT) 28:35.06
1999 Luke Kipkosgei (KEN) 27:22.54.0	Ben Maiyo (KEN) 27:40.34.0	(7) David Evans (Vic) 29:04:05.0
(3) Lee Troop (Vic) 28:04:64.0	(6) Roderic 'Rod' de Highden (Vic) 28:57:87.0	Robbie Johnston (NZL) 28:54.54
2000 Joseph Kimani (KEN) 28:30.32	Emerson Iser Bem (BRA) 28:51.17	(6) Andrew Letherby (Qld) 29:32.77
(4) Sean Quilty (Vic) 29:23.01	(5) Dean Cavuoto (ACT) 29:26.58	
2001 Luke Kipkosgei (KEN) 27:57.11	Abraham Chebii (KEN) 28:23.95	(6) Brett Cartwright (SA) 28:52.73
(3) Sisay Bezabeh (ACT) 28:40.09	(5) Nigel Adkin (Vic) 28:43.20	Michael Power (VIS) 28:49.73
2002 Shaun Creighton (ACT) 28:45.44	Sisay Bezabeh (AIS) 28:48.15	
<b>Men - 110 metres Hurdles</b>		
1987 Donald 'Don' Wright (Qld) 14.03(+0.3)	Simon Poelman (NZL) 14.10(+0.3)	(5) Neil McGillivray (Vic) 14.63(+0.3)
1988 Donald 'Don' Wright (Qld) 14.04(-2.1)	(3) John Caliguri (Vic) 14.15(+0.3)	Steve Saunders (NSW) 14.69(-2.1)
1989 Donald 'Don' Wright (Qld) 14.09(-1.9)	John Caliguri (Vic) 14.06(-2.1)	Dean Capobianco (WA) 14.51(-1.9)
1990 John Caliguri (Vic) 14.15(-1.1)	John Caliguri (Vic) 14.19(-1.9)	Tony Briggs (Vic) 14.67(-1.1)
1991 John Caliguri (Vic) 13.87(-0.4)	Kyle Vander Kuyp (Vic) 14.31(-1.1)	Max Robertson (ACT/GBR) 14.33(-0.4)
1992 Kyle Vander Kuyp (Vic) 14.33(-1.2)	Kyle Vander Kuyp (Vic) 13.88(-0.4)	David Cooper (Qld) 14.70(-1.2)
1993 Kyle Vander Kuyp (Vic) 13.57(+1.7)	John Caliguri (Vic) 14.38(-1.2)	John Caliguri (Vic) 13.93(+1.7)
1994 Kyle Vander Kuyp (Vic) 13.60(-3.0)	David Cooper (Qld) 13.92(+1.7)	(4) Paul Edmiston (WA) 14.36(-3.0)
	Jack Pierce (USA) 13.72(-3.0)	
1995 Colin Jackson (GBR) 13.32(-0.9)	(3) David Cooper (Qld) 14.34(-3.0)	(6) Ryan Moore (WA) 14.45(-0.9)
(2) Kyle Vander Kuyp (Vic) 13.68(-0.9)	(5) Paul Edmiston (WA) 14.35(-0.9)	
1996 Kyle Vander Kuyp (Vic) 13.54(-1.6)	Paul Gray (GBR) 13.80(-1.6)	(4) Paul Edmiston (WA) 14.34(-1.6)
1997 Kyle Vander Kuyp (Vic) 13.81(-2.5)	(3) David Cooper (Qld) 14.27(-1.6)	Jagan Hames (SA) 14.27(-2.5)
1998 Kyle Vander Kuyp (Vic) 14.00(-2.0)	David Cooper (Qld) 14.23(-2.5)	Manabu Tomita (JPN) 14.48(-2.0)
1999 Kyle Vander Kuyp (Vic) 13.73(-0.6)	Kimihiro Asami (JPN) 14.40(-2.0)	(5) Chris Ingram (Qld) 14.73(-2.0)
2000 Tim Ewen (SA) 13.87(+1.5)	Jagan Hames (SA) 14.57(-2.0)	David Rose (SA) 14.17(-0.6)
	Rod Zuyderwyk (Qld) 14.05(-0.6)	Yasunori Yoshioka (JPN) 14.13(+1.5)
2001 Kyle Vander Kype (ACT) 13.55	Berlioz Randriamihaja (MAD) 13.96(+1.5)	(5) Martin Barrow (Vic) 14.19(+1.5)
	(2) Stuart Anderson (Qld) 14.14(+1.5)	Kimihiro Asami (JPN) 13.95
2002 Colin Jackson (GBR) 13.71 (-1.1)	Stuart Anderson (Qld) 13.73	(4) Nfa Forster-Jones (Vic) 14.08
(2) Timothy Ewen (VIS) 14.05 (-1.1)	(3) Kyle Vander Kuyp (VIS) 14.14 (-1.1)	(6) Nfa-Deynde Forster-Jones (VIS) 14.36 (-1.1)
<b>Men - 400 metres Hurdles</b>		
1987 Kenneth 'Ken' Gordon (Qld) 50.93	Darren Wright (WA) 51.22	Dolph Francis (Qld) 51.84
1988 Leigh Miller (Vic) 49.85	Darren Wright (WA) 50.30	Kenneth 'Ken' Gordon (Qld) 50.61
1989 Leigh Miller (Vic) 50.65	Kevin Oakey (Vic) 51.34	Andrew Zorzit (NSW) 51.35
1990 Leigh Miller (Vic) 50.00	Tony Briggs (Vic) 50.21	Kevin Oakey (Vic) 51.66
1991 Rohan Robinson (Vic) 49.35	Tony Briggs (Vic) 50.11	Leigh Miller (Vic) 50.33
1992 Rohan Robinson (Vic) 49.94	Tony Briggs (Vic) 50.38	Manesh Pillay (WA) 50.72
1993 Syunji Karube (JPN) 50.21	(3) Leigh Miller (Vic) 51.81	(4) Andrew Zorzit (NSW) 52.07
(2) Rohan Robinson (Vic) 50.35		
1994 Nicholas 'Nick' Ward (WA) 49.49	Rohan Robinson (Vic) 49.62	Simon Hollingsworth (Tas) 49.68
1995 Rohan Robinson (Vic) 49.35	Simon Hollingsworth (Tas) 49.73	Matthew Woodhouse (NSW) 50.63
1996 Rohan Robinson (Vic) 49.62	Simon Hollingsworth (Tas) 50.12	Zid Abou Hamed (NSW) 50.52
1997 Rohan Robinson (Vic) 49.83	Zid Abou Hamed (NSW) 50.28	Matthew 'Matt' Beckenham (NSW) 51.21
1998 Rohan Robinson (Vic) 49.28	Zid Abou Hamed (NSW) 49.79	Blair Young (Qld) 50.57
1999 Dai Tamesue (JPN) 49.39	(3) Rohan Robinson (Vic) 49.57	(4) Matthew 'Matt' Beckenham (NSW) 49.97
(2) Zid Abou Hamed (NSW) 49.47		
2000 Rohan Robinson (Vic) 50.21	Zid Abou Hamed (NSW) 50.45	Blair Young (Qld) 50.53
2001 Blair Young (Qld) 49.89	Yoshihiro Chiba (JPN) 50.12	(4) Rohan Robinson (ACT) 50.87
	(3) Matthew Woodhouse (NSW) 50.81	
2002 Olivier Jean-Theodore (FRA) 49.27	Matthew Elias (GBR) 49.77	(6) Rohan Robinson (AIS) 51.73
(3) Michael Hazel (Vic) 49.85	(5) Peter Bate (VIS) 50.84	

## Australian Open Athletics Championships Placegetters 1987 - 2002 (continued...)

First Place	Second Place	Third Place
<b>Men - 3,000 metres Steeplechase</b>		
1987 Michael 'Mike' Inwood (Qld) 8:51.01	Shane George (Qld) 9:06.06	Robert Gilfillan (Vic) 9:14.60
1988 Brendan Hewitt (SA) 8:45.91	Michael 'Mike' Inwood (Qld) 8:51.67	Gary Zeuner (SA) 8:53.86
1989 Michael 'Mike' Inwood (Qld) 8:48.35	Craig Logan (Vic) 8:50.84	Gary Zeuner (SA) 8:51.91
1990 Patrick Woods (ACT) 8:43.50	John Lisiewicz (SA) 8:45.11	Brendan Hewitt (SA) 8:49.0
1991 Shaun Creighton (Vic) 8:31.30	Patrick Woods (ACT) 8:53.40	Anthony Neal (Vic) 8:56.30
1992 Shaun Creighton (Vic) 8:32.05	Jared Letica (NZL) 8:48.41	(4) Ian Humphries (NSW) 8:58.07
1993 Shaun Creighton (Vic) 8:29.31	(3) Graeme Olden (Vic) 8:51.55	David Rundle (NSW) 9:01.55
1994 Shaun Creighton (Vic) 8:41.49	Graeme Olden (Vic) 8:58.64	Hamish Christensen (NZL) 8:46.24
1995 Christopher 'Chris' Unthank (Vic) 8:47.61	Richard Russell (Vic) 8:45.53	(5) Anthony Hill (Vic) 8:51.24
1996 Christopher 'Chris' Unthank (Vic) 8:32.66	Hamish Christensen (NZL) 8:55.66	(4) Graeme Olden (Vic) 9:01.37
1997 Christopher 'Chris' Unthank (Vic) 8:50.12	(3) Anthony Neal (Vic) 8:59.28	(3) Graeme Olden (Vic) 8:50.61
1998 Christopher 'Chris' Unthank (Vic) 8:41.88	Phillip Costley (NZL) 8:44.94	Tim Readwin (Vic) 9:06.04
1999 Martin Dent (NSW) 8:39.33	(3) Scott Faulkner (Vic) 8:49.05	Stephen Thurston (SA) 8:55.41
2000 Christopher 'Chris' Unthank (Vic) 8:36.35	Martin Dent (NSW) 8:59.46	Hironomitsu Sakakieda (JPN) 8:54.97
2001 Peter Nowill (Qld) 8:46.52	Scott Faulkner (Vic) 8:51.13	(4) Stephen McMahon (Vic) 8:58.14
2002 Peter Nowill (QAS) 8:48.66	Stephen Thurston (SA) 8:59.98	Martin Dent (NSW) 8:43.67
	Yoshitaka Iwamizu (JPN) 8:49.10	(4) Ryan Taylor (ACT) 8:55.81
	(3) Scott McTaggart (ACT) 8:54.86	Ryan Taylor (Vic) 8:55.86
	Martin Dent (NSW) 8:54.81	
<b>Men - 4x100m Relay</b>		
2002 NSW 40.50 (Brad McNicol, Nathan Anderson, Ross Smith, Ambrose Ezenwa)	VIC 41.34 (Justin Lewis, Michael Budlender, Lane Harrison, David Baxter)	SA 41.55 (Damien Byrne, Brad Jamieson, Mark Ormrod, David Rose)
<b>Men - 4x400m Relay</b>		
2002 VIC 3:14.68 (Lee Wiseman, Marty Duke, Michael Hazel, Peter Ladd)	Qld 3:15.67 (Michael Rehardt, Eugene Farrell, Garth Silva, William Caswell)	NSW 3:16.89 (Clinton Hill, Patrick Dwyer, Nathan Anderson, Elliot Wood)
<b>Men - 5,000 metres Walk</b>		
1987 David 'Dave' Smith (Vic) 19:22.70	Simon Baker (Vic) 20:26.25	Andrew Jachno (Vic) 20:44.26
1988 Simon Baker (Vic) 19:40.76	Andrew Jachno (Vic) 20:11.49	Paul Kennedy (Vic) 22:25.27
1989 Simon Baker (Vic) 19:38.23	Andrew Jachno (Vic) 20:06.10	Paul Copeland (Vic) 21:06.70
1990 Andrew Jachno (Vic) 19:29.84	Nicholas Ahern (NSW) 19:56.03	Simon Baker (Vic) 20:36.51
1991 Nicholas Ahern (NSW) 19:08.03	Andrew Jachno (Vic) 19:09.74	David 'Dave' Smith (Vic) 20:26.70
1992 David 'Dave' Smith (Vic) 19:23.41	Simon Baker (Vic) 19:47.84	Michael Harvey (Vic) 20:40.75
1993 Nicholas A'Hern (NSW) 18:58.77	David 'Dave' Smith (Vic) 20:09.9	Simon Baker (Vic) 20:33.2
1994 Nicholas A'Hern (NSW) 19:11.99	Steven 'Steve' Beecroft (Vic) 19:46.91	Simon Baker (Vic) 19:57.43
1995 Nicholas A'Hern (NSW) 19:36.72	Dion Russell (Vic) 20:07.28	Brent Vallance (NSW) 20:40.45
1996 Nicholas A'Hern (NSW) 19:23.18	Brent Vallance (NSW) 19:30.63	Scott Nelson (NZL) 19:42.28
1997 Nicholas A'Hern (NSW) 19:24.31	Scott Nelson (NZL) 20:13.84	(4) Dion Russell (Vic) 20:04.76
1998 Nicholas A'Hern (NSW) 19:12.92	(3) Brent Vallance (NSW) 20:25.87	(4) Damien O'Mara (NSW) 20:37.17
1999 No longer contested	Dion Russell (Vic) 19:39.62	Scott Nelson (NZL) 20:11.05
		(4) Troy Sundstrom (NSW) 20:28.65
<b>Men - High Jump</b>		
1987 Marc Howard (Vic) 2.16m	Roger Te Puni (NZL) 2.16m	Kirk McNeely (NZL) 2.16m
1988 David Anderson (WA) 2.26m	(4) Phillip 'Phil' Henderson (Vic) 2.13m	(6) Desmond Braithwaite (Vic) 2.10m
1989 Ian Garrett (NSW) 2.22m	Marc Howard (Vic) 2.26m	Warren Lefebvre (NSW) 2.11m
1990 David Anderson (WA) 2.26m	David Anderson (WA) 2.22m	Phillip 'Phil' Henderson (Vic) 2.18m
1991 Timothy 'Tim' Forsyth (Vic) 2.30m	Andrew Davis (SA) 2.20m	Marc Howard (Vic) 2.18m
1992 Timothy 'Tim' Forsyth (Vic) 2.33m	Ian Garrett (NSW) 2.22m	Timothy 'Tim' Forsyth (Vic) 2.15m
1993 Timothy 'Tim' Forsyth (Vic) 2.28m	David Anderson (WA) 2.31m	David Hay (Vic) 2.19m
1994 Timothy 'Tim' Forsyth (Vic) 2.33m	Lochsley Thomson (NSW) 2.24m	David Anderson (WA) 2.19m
1995 Ian Garrett (NSW) 2.21m	Jagan Hames (SA) 2.30m	Lochsley Thomson (NSW) 2.31m
1996 Christopher 'Chris' Anderson (WA) 2.27m	Christopher 'Chris' Anderson (WA) 2.18m	Jagan Hames (SA) 2.20m
1997 Timothy 'Tim' Forsyth (Vic) 2.36m	Timothy 'Tim' Forsyth (Vic) 2.23m	David Anderson (WA) 2.20m
1998 Timothy 'Tim' Forsyth (Vic) 2.32m	Glen Howard (NZL) 2.18m	Lochsley Thomson (NSW) 2.27m
1999 Ronald 'Ron' Garlett (SA) 2.18m	Jagan Hames (SA) 2.18m	David Frazier (Vic) 2.18m
2000 Nick Moroney (NSW) 2.22m	Jin-Taek Lee (KOR) 2.10m	Yoshiteru Kaihoko (JPN) 2.19m
2001 Nicholas Moroney (NSW) 2.22m	Glenn Morante (NSW) 2.10m	(4) Ian Garrett (NSW) 2.15m
2002 Nicholas Moroney (NSWIS) 2.22m	Christopher 'Chris' Anderson (WA) 2.14m	(4) Nick Moroney (NSW) 2.18m
	Konstantine Matusevitch (ISR) 2.22m	(4) Chris Hogan (Tas) 2.10m
	(3) Ronald 'Ron' Garlett (SA) 2.18m	Nick Moroney (NSW) 2.14m
	Mark Taylor (NSW) 2.14m	(5) Glenn Morante (NSW) 2.10m
	Joshua Lodge (NSW) 2.22m	Keith Elliott (NSW) 2.14m
		Jarrad Pozzi (WAIS) 2.18m

First Place	Second Place	Third Place
<b>Men - Pole Vault</b>		
1987 Neil Honey (Vic) 5.25m	Justin Thomas (SA) 4.80m	Steve Wilson (SA) 4.65m
1988 Neil Honey (Vic) 5.15m	Timothy 'Tim' Foster (SA) 5.15m	Adam Steinhartd (SA) 5.15m
1989 Simon Arkell (SA) 5.20m	Timothy 'Tim' Foster (SA) 5.00m	Neil Honey (Vic) 4.80m
1990 Timothy 'Tim' Foster (SA) 5.15m	Neil Honey (Vic) 5.05m	John Mattinson (SA) 4.95m
1991 Simon Arkell (SA) 5.55m	Roman Bocharnikov (URS) 5.30m	(4) James Miller (WA) 5.00m
	(3) Timothy 'Tim' Foster (SA) 5.20m	(6) Mark Jeffrey (WA) 5.00m
	Paul Gibbons (NZL) 5.40m	(6) Adam Steinhartd (SA) 5.10m
1992 Simon Arkell (SA) 5.55m	(3) Timothy 'Tim' Foster (SA) 5.30m	
	Simon Arkell (SA) 5:45m	Tosiyuki Hasioka (JPN) 5.35m
1993 James Miller (WA) 5.45m	(3) Adam Steinhartd (SA) 5.35m	(4) Greg Halliday (SA) 5.25m
		(5) Robert Hill (Vic) 5.25m
1994 Scott Huffman (USA) 5.45m		
James Miller (WA) 5.45m	Simon Arkell (SA) 5.50m	Adam Steinhartd (SA) 5.30m
1995 James Miller (WA) 5.60m	Simon Arkell (SA) 5.40m	Brett Styles (WA) 5.40m
1996 James Miller (WA) 5.70m	Paul Gibbons (NZL) 5.20m	(4) Steven Levitzke (WA) 5.00m
1997 James Miller (WA) 5.30m	(3) Paul Burgess (WA) 5.00m	
1998 Dmitri Markov (SA) 5.50m	James Miller (WA) 5.50m	Paul Burgess (WA) 5.40m
1999 Viktor Tchistiakov (SA) 5.40m	Paul Burgess (WA) 5.30m	David Cardone (SA) 5.10m
2000 Paul Burgess (WA) 5.50m	Dmitri Markov (SA) 5.50m	Danny Krasnov (ISR) 5.50m
		(4) Alex Miroshnichenko (SA) 5.25m
2001 Dmitri Markov (WA) 5.65m	Paul Burgess (WA) 5.55m	Victor Christiakov (SA) 5.30m
2002 Paul Burgess (WA) 5.55m	Alex Miroshnichenko (Qld) 5.15m	
	(=2) Luke Vedelago (QAS) 5.15m	
<b>Men - Long Jump</b>		
1987 Gary Honey (Vic) 8.22m(+5.7)	David Culbert (Vic) 7.93m(+5.4)	Michael Morgan (Vic) 7.71m(+4.0)
1988 Gary Honey (Vic) 8.30m(+5.8)	David Culbert (Vic) 7.78m	Steven Knott (Tas) 7.57m(+4.4)
1989 Gary Honey (Vic) 8.11m	Clint Harvey (Qld) 7.81m(+5.0)	Michael Morgan (Vic) 7.79m(+2.0)
1990 David Culbert (Vic) 7.95m(+1.4)	Michael Morgan (Vic) 7.91m(+1.6)	Andrew Murphy (Vic) 7.87m(+0.9)
1991 Jonathan Moyle (NZL) 7.76m(+0.5)	(3) Dean Smith (Qld) 7.57m	(4) Clint Harvey (Qld) 7.48m
(2) David Culbert (Vic) 7.71m		
1992 David Culbert (Vic) 7.79m		(4) Glen Carroll (NSW) 7.45m
1993 Mike Powell (USA) 8.43m(+1.7)	Jonathan Moyle (NZL) 7.69m(+0.5)	(5) David Culbert (Vic) 7.69m(+0.7)
(2) Michael Morgan (Vic) 7.85m(+4.8)	(3) Michael Morgan (Vic) 7.61m	
1994 Jai Taurima (Qld) 8.00m(+4.4)	(3) Jai Taurima (Qld) 7.84m(+2.3)	
1995 Craig Furber (Vic) 7.79m(+1.3)		
	Ryan Moore (WA) 7.99m(+2.5)	David Culbert (Vic) 7.91m(+4.1)
1996 Jai Taurima (Qld) 7.92m(+1.0)	Aaron Langdon (NZL) 7.70m(+2.4)	Jonathan Moyle (NZL) 7.68m(+3.9)
	(4) Jai Taurima (Qld) 7.58m(+0.7)	(5) Graham Richards (WA) 7.57m(+1.6)
	Aaron Langdon (NZL) 7.86m(+1.9)	(4) Graham Richards (WA) 7.73m(+1.7)
	(3) Craig Furber (Vic) 7.75m(+0.9)	
1997 Shane Hair (WA) 8.01m(+2.8)	Jai Taurima (Qld) 7.88m(+2.9)	Jagan Hames (SA) 7.83m(+1.3)
1998 Shane Hair (WA) 8.09m(+2.2)	Jai Taurima (Qld) 7.92m(+1.4)	Leigh Stuart (Vic) 7.81m(+2.2)
1999 Shane Hair (WA) 8.01m(+0.3)	Jai Taurima (Qld) 7.99m(+0.2)	Leigh Stuart (Vic) 7.72m(+0.3)
2000 Peter Burge (Qld) 8.28m(+0.4)	Jai Taurima (Qld) 8.09m(+0.7)	Nabil Adamou (Vic) 7.73m(+0.4)
2001 Peter Burge (NSW) 7.97m	Tim Parravicini (Qld) 7.94m	Leigh Stuart (Vic) 7.93m
2002 Timothy Parravicini (AIS) 7.94m (-1.2)	Shane Hair (WA) 7.72m (+0.4)	Peter Parsons (NSW) 7.55m (+0.0)
<b>Men - Triple Jump</b>		
1987 Peter Beames (Vic) 15.95m(-1.9)	Andrew Murphy (Vic) 15.41m(-1.2)	Robert Syme (SA) 15.29m(-0.5)
1988 Peter Beames (Vic) 16.55m(+3.6)	Matthew 'Matt' Sweeney (Vic) 16.52m(+2.2)	Andrew Murphy (Vic) 16.33m(+4.0)
1989 Matthew 'Matt' Sweeney (Vic) 16.65m(+1.5)	Peter Beames (Vic) 16.13m(+1.7)	Paul Simonsen (NSW) 16.13m(+1.6)
1990 Andrew Murphy (Vic) 16.57m(+1.1)	John MacKenzie (WA) 15.90m(+1.5)	Timothy 'Tim' Barnes (NSW) 15.69m
1991 Matthew 'Matt' Sweeney (Vic) 16.31m	Andrew Murphy (Vic) 15.91m	Niman Jacotine (Vic) 15.42m
1992 Matthew 'Matt' Sweeney (Vic) 16.02m	Andrew Murphy (Vic) 15.94m	Anthony 'Tony' Brideson (SA) 15.64m
1993 Peter Burge (Qld) 15.87m	Leigh Stuart (Vic) 15.76m	Anthony 'Tony' Brideson (SA) 15.57m
1994 Andrew Murphy (Vic) 16.76m(+3.2)	Jari Lamsa (FIN) 15.80m(+3.2)	(4) Anthony 'Tony' Brideson (SA) 15.61m(+5.0)
	(3) Paul Simonsen (NSW) 15.72m(+3.2)	
1995 Andrew Murphy (Vic) 16.34m(+0.6)	Timothy 'Tim' Barnes (NSW) 15.99m(-0.5)	Leigh Stuart (Vic) 15.80m(+2.1)
1996 Andrew Murphy (Vic) 17.07m(+1.8)	Peter Burge (Qld) 16.03m(+1.9)	John MacKenzie (WA) 15.68m(+1.6)
1997 Andrew Murphy (Vic) 17.03m(+4.1)	Timothy 'Tim' Barnes (NSW) 15.78m(+4.2)	Stacey Taurima (Qld) 15.71m(+1.0)
1998 Larry Achike (GBR) 16.79m(+2.1)	(4) Llanley Crowder (NSW) 15.76m(+3.1)	Mohd Zaki Sadri (MAS) 15.86m(+1.7)
(2) Andrew Murphy (Vic) 16.19m(+2.2)		(5) Timothy 'Tim' Barnes (NSW) 15.74m(+1.8)
1999 Andrew Murphy (Vic) 17.04m(+0.6)	Jacob McReynolds (Qld) 15.92m(+0.9)	Takashi Komatsu (JPN) 15.89m(+0.7)
		(4) Stacey Taurima (Qld) 15.84m(+0.4)
2000 Rogel Nachum (ISR) 16.80m(+0.2)	(4) Timothy 'Tim' Barnes (NSW) 15.97m(-1.4)	Larry Achike (GBR) 16.28m(+2.3)
(2) Andrew Murphy (Vic) 16.56m(-1.0)		(5) Jacob McReynolds (Qld) 15.59m(+0.3)
2001 Andrew Murphy (NSW) 16.96m	Jacob McReynolds (NSW) 16.47m	Tim Barnes (NSW) 16.33m
2002 Andrew Murphy (NSW) 16.53m (+0.2)	Jacob McReynolds (NSWIS) 16.46m (+0.4)	Joshua Ferguson (QAS) 16.19m (+0.0)

## Australian Open Athletics Championships Placegetters 1987 - 2002 (continued...)

**First Place**
**Men - Shot Put**

1987 John Minns (Vic) 18.64m  
 1988 John Minns (Vic) 18.91m  
 1989 John Minns (Vic) 18.65m  
 1990 Craig Watson (Tas) 17.20m  
 1991 Werner Reiterer (Vic) 17.52m  
 1992 Craig Watson (Tas) 17.22m  
 1993 John Minns (Vic) 18.22m  
 1994 John Minns (Vic) 18.39m  
 1995 John Minns (Vic) 17.39m  
 1996 Pavol Pankuch (SVK) 17.95m  
 (2) Clay Cross (NSW) 17.53m  
 1997 Clay Cross (NSW) 18.16m  
 1998 Justin Anlezark (Qld) 18.73m  
 1999 Clay Cross (NSW) 18.89m  
 2000 Justin Anlezark (Qld) 19.24m  
 2001 Justin Anlezark (Qld) 18.48m  
 2002 Justin Anlezark (QAS) 19.22m

**Men - Discus Throw**

1987 Paul Nandapi (Vic) 59.86m  
 1988 Werner Reiterer (Vic) 62.48m  
 1989 Werner Reiterer (Vic) 61.64m  
 1990 Werner Reiterer (Vic) 60.24m  
 1991 Werner Reiterer (Vic) 58.94m  
 1992 Werner Reiterer (Vic) 60.72m  
 1993 Werner Reiterer (Vic) 60.16m  
 1994 Werner Reiterer (Vic) 59.14m  
 1995 Werner Reiterer (Vic) 58.22m  
 1996 Justin Anlezark (Qld) 53.92m

1997 Gerard Duffy (Qld) 52.18m  
 Ian Winchester (NZL) 58.77m  
 (2) Gerard Duffy (Qld) 53.08m  
 1999 Gerard Duffy (Qld) 53.32m  
 2000 Ian Winchester (NZL) 58.66m  
 (2) Christopher 'Chris' Gaviglio (Qld) 55.52m  
 2001 Aaron Neighbour (Vic) 55.71m  
 2002 Peter Elvy (NSWIS) 57.75m

**Men - Hammer Throw**

1987 Sean Carlin (SA) 70.36m  
 1988 Sean Carlin (SA) 72.90m  
 1989 Joseph 'Joe' Quigley (Vic) 71.22m  
 1990 Sean Carlin (SA) 70.46m  
 1991 Yuriy Sedykh (URS) 77.92m  
 (2) Sean Carlin (SA) 70.06m  
 1992 Sean Carlin (SA) 74.20m

1993 Sean Carlin (SA) 74.74m  
 1994 Sean Carlin (SA) 74.72m  
 1995 Sean Carlin (SA) 70.28m  
 1996 Sean Carlin (SA) 75.18m

1997 Stuart Rendell (ACT) 75.90m

1998 Stuart Rendell (ACT) 71.30m

1999 Stuart Rendell (ACT) 70.79m  
 2000 Stuart Rendell (ACT) 74.71m

2001 Stuart Rendell (ACT) 77.76m  
 2002 Stuart Rendell (AIS) 78.80m

**Second Place**

John McNamara (Qld) 17.65m  
 Joseph 'Joe' Quigley (Vic) 16.86m  
 Werner Reiterer (Vic) 17.13m  
 Werner Reiterer (Vic) 17.14m  
 Craig Watson (Tas) 17.10m  
 John Hancy (WA) 16.93m  
 John McNamara (Qld) 17.15m  
 Jason Impney (NSW) 17.66m  
 John McNamara (Qld) 16.65m  
 (3) John Gordard (WA) 17.50m

Justin Anlezark (Qld) 18.00m  
 Clay Cross (NSW) 18.01m  
 Aaron Neighbour (Vic) 18.26m  
 Clay Cross (NSW) 18.33m  
 Scott Martin (Vic) 17.76m  
 Clay Cross (NSW) 18.96m

Werner Reiterer (Vic) 58.18m  
 Paul Nandapi (Vic) 55.14m  
 Paul Nandapi (Vic) 59.40m  
 Paul Nandapi (Vic) 59.04m  
 John Hancy (WA) 57.24m  
 John Hancy (WA) 56.70m  
 Richard Fejer (Vic) 52.98m  
 Peter Lonsdale (Qld) 53.66m  
 Randal Humich (WA) 48.36m  
 Peter Lonsdale (Qld) 53.56m

Benjamin Jaaniste (NSW) 52.06m  
 (3) Christopher 'Chris' Gaviglio (Qld) 51.02m

Peter Elvy (NSW) 52.71m  
 (3) Aaron Neighbour (Vic) 53.44m

Graham Hicks (TAS) 55.10m  
 Christopher Gaviglio (QAS) 56.23m

Joseph 'Joe' Quigley (Vic) 69.94m  
 Joseph 'Joe' Quigley (Vic) 70.84m  
 Phillip 'Phil' Spivey (Vic) 67.42m  
 Phillip 'Phil' Spivey (Vic) 64.96m  
 (4) Paul Carlin (SA) 62.58m

Peter Baxevanis (Vic) 68.76m

Paul Carlin (SA) 67.74m  
 Paul Carlin (SA) 65.96m  
 Stuart Rendell (ACT) 67.32m  
 Stuart Rendell (ACT) 72.32m

Demetri Dionisopoulos (WA) 64.82m

Patrick Hellier (NZL) 66.55m  
 (3) Paul Carlin (SA) 66.54m  
 Justin McDonald (Tas) 64.25m  
 Wataru Ebihara (JPN) 65.08m  
 (4) Justin McDonald (Tas) 62.93m  
 Aaron Fish (Qld) 67.72m  
 Aaron Fish (Qld) 70.72m

**Third Place**

Joseph 'Joe' Quigley (Vic) 17.39m  
 Craig Watson (Tas) 16.04m  
 Joseph 'Joe' Quigley (Vic) 16.85m  
 John McNamara (Qld) 16.33m  
 John Hancy (WA) 16.95m  
 Peter Lonsdale (Qld) 16.83m  
 Jason Impney (NSW) 16.01m  
 John McNamara (Qld) 17.65m  
 Jakob Vujicic (NSW) 16.46m  
 (4) John McNamara (Qld) 16.87m

Christopher 'Chris' Gaviglio (Qld) 17.18m  
 Aaron Neighbour (Vic) 17.43m  
 Rhys Jones (Qld) 16.81m  
 John Minns (Vic) 17.61m  
 Aaron Neighbour (Vic) 17.65m  
 Rhys Jones (AIS) 18.02m

Bentley 'Ben' Laidler (WA) 53.58m  
 Vladimir 'Vlad' Slavnic (Vic) 53.28m  
 Joseph 'Joe' Quigley (Vic) 54.34m  
 Vladimir 'Vlad' Slavnic (Vic) 54.10m  
 Peter Lonsdale (Qld) 53.76m  
 Peter Lonsdale (Qld) 52.86m  
 Mark Henderson (Qld) 52.96m  
 Benjamin Jaaniste (NSW) 52.94m  
 Benjamin Jaaniste (NSW) 48.32m  
 Christopher Mene (NZL) 53.32m  
 (4) Gerard Duffy (Qld) 52.16m  
 Peter Lonsdale (Qld) 51.66m  
 (4) Scott Young (Vic) 50.40m

Yohan Amerasekera (Vic) 51.81m  
 (4) Matthew Brown (Vic) 51.51m

Peter Elvy (NSW) 54.38m  
 Ben Harradine (NSW) 56.17m

Phillip 'Phil' Spivey (Vic) 67.88m  
 Craig Watson (Tas) 63.64m  
 Sean Carlin (SA) 67.24m  
 Hans Lotz (Vic) 63.38m  
 Angus Cooper (NZL) 67.60m  
 (5) Robert Wagner (NSW) 62.16m  
 Nobuhiro Tokoroki (JPN) 66.44m  
 (4) Paul Carlin (SA) 63.30m  
 Matthew 'Matt' Dwight (NSW) 61.42m  
 Demetri Dionisopoulos (WA) 64.04m  
 Paul Carlin (SA) 65.60m  
 Peter Vivian (GBR) 68.62m  
 (4) Paul Carlin (SA) 68.30m  
 Patrick Hellier (NZL) 63.44m  
 (4) Paul Carlin (SA) 62.74m  
 (5) Justin McDonald (Tas) 62.81m

Russell Devine (Vic) 62.04m  
 Zsolt Nemeth (HUN) 64.28m  
 (5) Wade Hastie (Qld) 61.71m  
 Russell Devine (Vic) 63.56m  
 Justin McDonald (Vic) 64.06m

First Place	Second Place	Third Place
<b>Men - Javelin Throw</b>		
1987 Gavin Lovegrove (NZL) 78.46m (2) James Highland (WA) 73.96m	(3) Murray Keen (WA) 73.22m	(5) Darren Marx (Vic) 70.76m
1988 Ben Hodgson (SA) 68.28m	Darren Marx (Vic) 67.90m	Daniel Birks (SA) 66.78m
1989 Gavin Lovegrove (NZL) 78.26m (3) Murray Keen (WA) 71.06m	John Stapylton-Smith (NZL) 71.24m	(5) Ben Hodgson (SA) 67.54m
1990 Jean Paul Lakafra (FRA) 71.30m (2) Piero Sachetta (Vic) 69.98m	(4) Wayne Martell (Qld) 68.78m (3) James Highland (WA) 68.86m	(4) Wayne Martell (Qld) 68.82m
1991 Yki Laine (FIN) 75.58m (2) Murray Keen (WA) 74.30m	(3) Wayne Martell (Qld) 73.78m	(4) Nick Batty (NT) 70.98m
1992 Cameron Graham (Vic) 70.14m	Murray Keen (WA) 68.94m	Piero Sachetta (Vic) 68.88m
1993 Andrew Currey (NSW) 78.40m	Murray Keen (WA) 72.32m	Cameron Graham (Vic) 69.36m
1994 Andrew Currey (NSW) 78.96m	Kota Suzuki (JPN) 73.66m (3) Nick Batty (NT) 71.96m	(5) Adrian Hatcher (Vic) 66.68m
1995 Andrew Currey (NSW) 76.12m	Masashi Yamamoto (JPN) 74.76m (3) Shane Wylie (Qld) 68.54m	(4) Nick Batty (NT) 67.94m
1996 Andrew Currey (NSW) 79.54m	Nick Batty (NT) 74.86m	Adrian Hatcher (Vic) 72.12m
1997 Adrian Hatcher (Vic) 80.02m	Richard Brockett (Qld) 73.82m	Nick Batty (NT) 69.98m
1998 Andrew Currey (NSW) 78.46m	Adrian Hatcher (Vic) 76.86m	Erin Bevans (NZL) 76.32m (4) Nick Batty (NT) 72.66m
1999 Andrew Currey (NSW) 76.67m	Richard Brockett (Qld) 72.46m	Victor Tipotio (FRA) 71.51m (6) Steven Madoe (Qld) 68.59m
2000 Andrew Currey (NSW) 81.81m	Adrian Hatcher (Vic) 80.03m	Terry McHugh (IRL) 76.13m (4) Andrew Martin (Vic) 74.23m
2001 William Hamlyn-Harris (NSW) 74.76m	Andrew Currey (NSW) 73.99m	Joachim Kiteau (FRA) 73.02m (4) Andrew Hall (WA) 69.19m
2002 Andrew Currey (NSWIS) 81.46m	William Hamlyn-Harris (NSWIS) 78.72m	Andrew Hall (WA) 75.02m
<b>Men - Decathlon</b>		
1987 Stuart Andrews (NSW) 7726pts	Anthony Hough (NSW) 6977pts	Stephen Bews (Vic) 6909pts
1988 Simon Shirley (Qld) 7814pts	Stuart Andrews (NSW) 7488pts	
1989 Christopher Chris Bradshaw (Vic) 7325pts	Anthony Hough (NSW) 7258pts	Stuart Andrews (NSW) 6911pts
1990 Paul Scott (Vic) 7414pts	Christopher Chris Bradshaw (Vic) 7233pts	Grant Newey (NSW) 7034pts
1991 Paul Scott (Vic) 7912pts	Anthony Hough (NSW) 7676pts	Dean Smith (Qld) 7570pts
1992 Dean Smith (Qld) 7964pts	Brendan Tennant (Tammo) (Vic) 7375pts	Paul Scott (Vic) 7110pts
1993 Peter Winter (Vic) 7600pts	Brendan Tennant (Tammo) (Vic) 7459pts	Paul Jeffrey (WA) 7433pts
1994 Dean Smith (Qld) 7858pts	Brendan Tennant (Tammo) (Vic) 7715pts	Les Kuorikoski (Qld) 7301pts
1995 Les Kuorikoski (Qld) 7344pts	Brendan Tennant (Tammo) (Vic) 7143pts	Scott Ferrier (Vic) 7097pts
1996 Peter Winter (Vic) 8084pts	Scott Ferrier (Vic) 8037pts	James Fitzpatrick (Tas) 7236pts
1997 Peter Banks (NSW) 7915pts	Matthew 'Matt' McEwen (Qld) 7684pts	Brendan Tennant (Tammo) (Vic) 7593pts
1998 Jagan Hames (SA) 7868pts	Les Kuorikoski (Qld) 7542pts	Matthew 'Matt' McEwen (Qld) 7126pts
1999 Scott Ferrier (Vic) 8056pts	Jagan Hames (SA) 7488pts	Warren Evans (Qld) 6869pts
2000 Klaus Ambrosch (AUT) 7892pts (2) Jagan Hames (SA) 7720pts	(3) Matthew 'Matt' McEwen (Qld) 7631pts	(4) Brendan Tennant (Tammo) (Vic) 7348pts
2001 Matt McEwen (Qld) 7825pts	Ashley Howlett (TAS) 7054pts	Matthew McDowall (WA) 6840pts
2002 Scott Ferrier (Vic) 7888pts	Matt McEwen (Qld) 7724pts	Darrel Muzyczka (NSW) 7210pts
<b>Men - 100 metres Ambulant</b>		
2002 Tim Matthews (Vic) 11.26 (-0.9)	Andrew Newell (NSWIS) 11.50 (-0.9)	Dean Turner (NSW) 11.57 (-0.9)
<b>Men - 200 metres Ambulant</b>		
2002 Andrew Newell (NSWIS) 22.86 (-1.4)	Heath Francis (NSW) 23.13 (-1.4)	Dean Turner (NSW) 23.82 (-1.4)
<b>Men - 400 metres Ambulant</b>		
2002 Andrew Newell (NSWIS) 51.14	Danny Crates (GBR) 51.33 (3) Heath Francis (NSW) 51.35	(4) Tim Sullivan (Vic) 52.90
<b>Men - 800 metres Ambulant</b>		
2002 Timothy Prendergast (NZL) 1:56.91 (2) Dale Sharpe (Qld) 2:08.74	(3) Tim Sullivan (Vic) 2:15.41	(4) Stuart McLay (Vic) 2:18.44
<b>Men - 1500 metres Ambulant</b>		
2002 Timothy Prendergast (NZL) 4:02.47 (2) Paul Mitchell (WA) 4:12.97	(3) Dale Sharpe (Qld) 4:33.04	(4) Travis Zimmer (Vic) 4:59.21
<b>Men - 5000 metres Ambulant</b>		
2002 Paul Mitchell (WA) 16:49.18	Gerrard Gosens (Qld) 17:43.96	Nathan Glarvey (NSW) 17:59.61
<b>Men - Long Jump Ambulant</b>		
2002 Dean Turner (NSW) 6.13m (-0.1)	Darren Thrupp (QAS) 5.75m (-0.5)	Don Elgin (Vic) 5.34m (+0.0)
<b>Men - Shot Put Ambulant</b>		
2002 Russell Short (Vic) 14.26m	Murray Goldfinch (AIS) 13.03m	John Dowall (NZL) 12.31m (4) Don Elgin (Vic) 11.54m

## Australian Open Athletics Championships Placegetters 1987 - 2002 (continued...)

First Place	Second Place	Third Place
<b>Men – Discus Throw Ambulant</b> 2002 Russell Short (Vic) 43.02m	Damien Burroughs (AIs) 42.55m	John Dowall (NZL) 41.98m (4) Don Elgin (VIS) 38.82m
<b>Men – Javelin Throw Ambulant</b> 2002 John Dowall (NZL) 50.68m (2) Brian Harvey (Qld) 40.79m	(3) Andrew Laggner (NSW) 39.31m	(4) Stuart McLay (Vic) 33.12m
<b>Men – 100 metres Wheelchair</b> 2002 Geoff Trappett (QAS) 15.07 (-0.6)	Richard Colman (Vic) 16.50 (-0.6)	Bryan Stitfall (WA) 17.71 (-0.6)
<b>Men – 200 metres Wheelchair</b> 2002 Geoff Trappett (QAS) 28.52 (+1.2)	Richard Colman (Vic) 30.70 (+1.2)	Alex McIntyre (NZL) 31.21 (+1.2) (4) Bryan Stitfall (WA) 32.93 (+1.2)
<b>Men – 400 metres Wheelchair</b> 2002 Geoff Trappett (QAS) 53.04	Kurt Fearnley (NSWIS) 53.14	Frederic Periac (Vic) 53.25
<b>Men – 800 metres Wheelchair</b> 2002 Kurt Fearnley (NSWIS) 1:51.25	Frederic Periac (Vic) 1:52.80	Richard Colman (Vic) 1:53.40
<b>Men – Men Shot Put Seated Wheelchair</b> 2002 Hamish MacDonald (AIs) 10.08m	Sam Clark (WA) 10.07m	Terry Giddy (NSWIS) 10.00m
<b>Men – Discus Throw Seated Wheelchair</b> 2002 Sam Clark (WA) 29.44m	Stephen Eaton (QAS) 29.22m	Bryan Stitfall (WA) 28.28m
<b>Men – Javelin Throw Seated Wheelchair</b> 2002 Sam Clark (WA) 29.44m	Bruce Wallrodt (WA) 24.52m	Terry Giddy (NSWIS) 23.39m
<b>Mixed 1500 metres Wheelchair</b> 2002 Frederic Periac (Vic) 3:25.42	Kurt Fearnley (NSWIS) 3:25.47	Alex McIntyre (NZL) 3:47.02 (4) Louise Sauvage (NSW) 4:08.54
<b>Women - 100 metres</b> 1987 Diane Holden (NSW) 11.49(+0.4) 1988 Jane Flemming (Vic) 11.90 1989 Suzanne 'Sue' Broadrick (WA) 11.71(-1.9) 1990 Jane Flemming (Vic) 11.65(-0.4)  1991 Monique Miers (Dunstan) (Qld) 11.60(-0.3)  1992 Melinda Gainsford-Taylor (Gainsford) (NSW) 11.53(-1.3) 1993 Melinda Gainsford-Taylor (Gainsford) (NSW) 11.26(+2.4) 1994 Gwen Torrence (USA) 11.46(-2.6) (2) Catherine 'Cathy' Freeman (Vic) 11.52(-2.6) 1995 Melinda Gainsford-Taylor (Gainsford) (NSW) 11.44(-1.1) 1996 Catherine 'Cathy' Freeman (Vic) 11.72(-1.4) 1997 Melinda Gainsford-Taylor (Gainsford) (NSW) 11.25(-0.7) 1998 Melinda Gainsford-Taylor (Gainsford) (NSW) 11.32(-2.7) 1999 Lauren Hewitt (Vic) 11.48(-0.9) 2000 Melinda Gainsford-Taylor (Gainsford) (NSW) 11.53(-1.1) 2001 Lauren Hewitt (Vic) 11.31 (+1.2) 2002 Lauren Hewitt (VIS) 11.40 (+0.9)	Jane Flemming (Vic) 11.61(+0.4) Kerry Johnson (Qld) 11.96 Kathleen 'Kathy' Sambell (Wright) (NSW) 11.94(-1.9) Catherine 'Cathy' Freeman (Vic) 11.67(-0.4)  Michelle Seymour (NZL) 11.66(-0.3) (3) Kathleen 'Kathy' Sambell (Wright) (NSW) 11.70(-0.3) Melissa Medicott (Moore) (NSW) 11.60(-1.3) Jane Ovenden (WA) 11.60(+2.4) (3) Mel Gainsford-Taylor (Gainsford) (NSW) 11.55(-2.6)  Susanthika Jayasinghe (Vic) 11.87(-1.1) Lauren Hewitt (Vic) 11.85(-1.4) Lauren Hewitt (Vic) 11.43(-0.7) Nova Peris-Kneebone (NT) 11.62(-2.7) Jodie Lambert (WA) 11.65(-0.9) Jodie Lambert (WA) 11.72(-0.1) Sharon Cripps (Qld) 11.51 (+1.2) Gloria Kemasoude (NGR) 11.45 (+0.9) (5) Sarah Mullan (NSW) 11.57 (+0.9)	Kerry Johnson (Qld) 11.62(+0.4) Diane Holden (NSW) 12.08 Susan 'Sue' Butler (Clark) (NSW) 11.94(-1.9) Michelle Seymour (NZL) 11.73(-0.4) (4) Melissa Medicott (Moore) (NSW) 11.82(-0.4) (4) Melissa Medicott (Moore) (NSW) 11.75(-0.3)  Kerry Johnson (Qld) 11.66(-1.3) Tania van Heer (SA) 11.64(+2.4) (4) Monique Miers (Dunstan) (Qld) 11.61(-2.6)  Jodie Lambert (WA) 11.89(-1.1) Sharon Cripps (Qld) 11.89(-1.4) Nova Peris-Kneebone (NT) 11.51(-0.7) Lauren Hewitt (Vic) 11.68(-2.7) Sharon Cripps (Qld) 11.68(-0.9) Suzanne 'Sue' Broadrick (WA) 11.74(-1.1) Rachael Jackson (NSW) 11.62 (+1.2) Joice Maduka (GBR) 11.50 (+0.9) (6) Sharon Cripps (QAS) 11.59 (+0.9)
<b>Women - 200 metres</b> 1987 Diane Holden (NSW) 23.72(+4.0) 1988 Kerry Johnson (Qld) 23.73 1989 Suzanne 'Sue' Broadrick (WA) 23.77(-1.3) 1990 Catherine 'Cathy' Freeman (Vic) 23.59(-2.1)  1991 Esther Paolo (WA) 23.50(0.0) Catherine 'Cathy' Freeman (Vic) 23.50(0.0) 1992 Melinda Gainsford-Taylor (Gainsford) (NSW) 22.86(-1.5) 1993 Melinda Gainsford-Taylor (Gainsford) (NSW) 22.49(+0.7) 1994 Catherine 'Cathy' Freeman (Vic) 22.75(-2.4) 1995 Melinda Gainsford-Taylor (Gainsford) (NSW) 22.33(-2.6) 1996 Catherine 'Cathy' Freeman (Vic) 22.89(-2.1) 1997 Melinda Gainsford-Taylor (Gainsford) (NSW) 22.34(+5.0) 1998 Melinda Gainsford-Taylor (Gainsford) (NSW) 22.53(-2.2) 1999 Lauren Hewitt (Vic) 23.75(0.0) 2000 Catherine 'Cathy' Freeman (Vic) 22.78(-2.3) 2001 Lauren Hewitt (Vic) 22.90 (+1.3) 2002 Lauren Hewitt (VIS) 22.91 (+1.2)	Suzanne 'Sue' Hough (Alton) (NSW) 23.78(+4.0) Maree Holland (Chapman) (NSW) 24.11 Maree Holland (Chapman) (NSW) 23.96(-1.3) Michelle Seymour (NZL) 23.84(-2.0) (3) Melissa Medicott (Moore) (NSW) 23.89(-2.1)	Kerry Johnson (Qld) 23.91(+4.0) Suzanne 'Sue' Hough (Alton) (NSW) 24.43 Kathleen 'Kathy' Sambell (Wright) (NSW) 24.07(-1.3) (4) Leanne Sullivan (NSW) 24.36(-2.1)  Kathleen 'Kathy' Sambell (Wright) (NSW) 23.80(0.0)  Melissa Medicott (Moore) (NSW) 23.39(-1.5) Catherine 'Cathy' Freeman (Vic) 22.84(-2.6) Renee Poetschka (WA) 23.58(-2.4) Jodie Lambert (WA) 23.46(-2.6) Lauren Hewitt (Vic) 23.77(-2.1) Lauren Hewitt (Vic) 22.66(+5.0) Nova Peris-Kneebone (NT) 23.17(-2.2) Sharon Cripps (Qld) 23.74(0.0) Nova Peris-Kneebone (NT) 23.51(-2.3) Nova Peris (NT) 23.12 (+1.3) (4) Jodi Lambert (WAIS) 23.41 (+1.2)



**First Place**

**Women - 400 metres**

- 1987 Sally Fleming (Hamilton) (WA) 53.30
- 1988 Maree Holland (Chapman) (NSW) 52.04
- 1989 Maree Holland (Chapman) (NSW) 52.01
- 1990 Sharon Stewart (Vic) 52.06
- 1991 Renee Poetschka (WA) 51.38
- 1992 Sharon Stewart (Vic) 51.32
- 1993 Renee Poetschka (WA) 51.00
- 1994 Renee Poetschka (WA) 50.19
- 1995 Catherine 'Cathy' Freeman (Vic) 50.94
- 1996 Renee Poetschka (WA) 50.60
  
- 1997 Catherine 'Cathy' Freeman (Vic) 52.09
- 1998 Catherine 'Cathy' Freeman (Vic) 51.26
- 1999 Catherine 'Cathy' Freeman (Vic) 50.94
- 2000 Catherine 'Cathy' Freeman (Vic) 50.00
  
- 2001 Nova Peris (NT) 52.49
  
- 2002 Catherine Murphy (GBR) 52.18  
(3) Katerina Dressler (VIS) 52.97

**Women - 800 metres**

- 1987 Sarah Collins (ACT) 2:05.92
- 1988 Sharon Stewart (Vic) 2:02.36
- 1989 Sharon Stewart (Vic) 2:03.17
- 1990 Wendy Old (Oliver) (SA) 2:00.68
- 1991 Sharon Stewart (Vic) 2:03.38
- 1992 Jodie Hebbard (Nykivisti) (Qld) 2:04.35
- 1993 Narelle Parr (NSW) 2:03.92
- 1994 Sandra Dawson (Qld) 2:02.93
- 1995 Sandra Dawson (Qld) 2:05.32
  
- 1996 Lisa Lightfoot (O'Connell) (Vic) 2:02.28
- 1997 Saleena Roberts (Qld) 2:04.10
- 1998 Tamsyn Lewis (Vic) 2:02.93
- 1999 Tamsyn Lewis (Vic) 2:02.29
  
- 2000 Tamsyn Lewis (Vic) 1:59.29
  
- 2001 Tamsyn Lewis (Vic) 2:02.95
  
- 2002 Tamsyn Lewis (VIS) 2:00.88

**Women - 1500 metres**

- 1987 Jacqueline 'Jackie' Perkins (Vic) 4:13.17
- 1988 Margaret Crowley (Leaney) (Vic) 4:32.14
- 1989 Elizabeth Miller (Rose) (NSW) 4:17.10
- 1990 Wendy Old (Oliver) (SA) 4:09.86
- 1991 Susan 'Suzy' Walsham (NSW) 4:12.4
- 1992 Jodie Hebbard (Nykivisti) (Qld) 4:10.87
- 1993 Susie Power (Vic) 4:14.89
- 1994 Margaret Crowley (Leaney) (Vic) 4:12.7
- 1995 Sonia O'Sullivan (IRL) 4:18.89  
(2) Angela Raines-White (Qld) 4:17.80
- 1996 Margaret Crowley (Leaney) (Vic) 4:10.35
  
- 1997 Mandy Giblin (Westbrook) (Tas) 4:17.30
- 1998 Elizabeth Miller (Rose) (NSW) 4:14.59
  
- 1999 Sarah Jamieson (WA) 4:18.75
  
- 2000 Naomi Mugo (KEN) 4:10.27  
(2) Georgie Clarke (Vic) 4:10.59
- 2001 Suzy Walsham (NSW) 4:14.61
- 2002 Georgina 'Georgie' Clarke (VIS) 4:14.17

**Women - 1 mile**

- 1987 Jacqueline 'Jackie' Perkins (Vic) 4:39.15
- 1988 Kerryn McCann (Hindmarsh) (NSW) 4:46.03
- 1989 Angela Raines-White (Qld) 4:43.89
- 1993 Susie Power (Vic) 4:35.28

**Second Place**

- Sharon Ellis (Qld) 54.35
- Suzanne 'Sue' Hough (Alton) (NSW) 53.49
- Susan Andrews (WA) 53.31
- Lee Naylor (Vic) 52.43
- Sharon Stewart (Vic) 52.73
- Michelle Lock (Qld) 51.94
- Michelle Lock (Qld) 52.08
- Kylie Hanigan (NSW) 52.15
- Renee Poetschka (WA) 51.27
- Sandie Richards (JAM) 51.41  
(3) Lee Naylor (Vic) 52.11
- Susan Andrews (WA) 53.11
- Susan Andrews (WA) 51.55
- Tania van Heer (SA) 51.28
- Ana Guevara (MEX) 50.84  
(3) Lee Naylor (Vic) 51.37
- Jane Arnett (NZL) 52.59
- (4) Katerina Dressler (Vic) 53.66
- Jane Arnett (NZL) 52.73  
(4) Rosemary Hayward (NSWIS) 53.20

- Wendy Old (Oliver) (SA) 2:05.94
- Lynette 'Lyn' Foreman (Young) (WA) 2:04.82
- Sarah Collins (ACT) 2:04.14
- Kerrie Baumgartner (Vic) 2:01.49
- Sophie Scamps (NSW) 2:05.76
- Sophie Scamps (NSW) 2:04.73
- Sandra Dawson (Qld) 2:03.93
- Melanie Collins (NSW) 2:04.11
- Melanie Collins (NSW) 2:05.47
  
- Sandra Dawson (Qld) 2:02.50
- Melanie Collins (NSW) 2:04.25
- Lyn Saint-John (Tas) 2:03.46
- Georgie Clarke (Vic) 2:02.49
  
- Toni Hodgkinson (NZL) 1:59.39  
(3) Susan Andrews (WA) 2:00.37
- Libby Allen (Vic) 2:05.09
  
- Susan Andrews (WAIS) 2:02.40

- Sarah Collins (ACT) 4:15.23
- Angela Luchetti (NSW) 4:32.50
- Sarah Collins (ACT) 4:18.74
- Sarah Collins (ACT) 4:10.82
- Jodie Hebbard (Nykivisti) (Qld) 4:13.5
- Elizabeth Miller (Rose) (NSW) 4:12.28
- Sacha Stephens (Qld) 4:15.72
- Elizabeth Miller (Rose) (NSW) 4:15.0
- (3) Margaret Crowley (Leaney) (Vic) 4:18.15
  
- Elizabeth Miller (Rose) (NSW) 4:17.03
  
- Benita Willis (Qld) 4:17.79
- Sandra Dawson (Qld) 4:15.09
  
- Mandy Giblin (Westbrook) (Tas) 4:22.67  
(3) Sarah Jamieson (WA) 4:10.61
  
- Emily Morris (NSW) 4:17.18
- Sarah Jamieson (VIS) 4:15.47

- Krishna Stanton (Wood) (ACT) 4:39.21
- Barbara Mrakovc (NSW) 4:46.70
- Rina Bradshaw (Qld) 4:45.11
- Nicole Robinson (Vic) 4:39.68

**Third Place**

- Sharon Stewart (Vic) 54.54
- Sharon Ellis (Qld) 53.86
- Kerrie Baumgartner (Vic) 53.43
- Kerrie Baumgartner (Vic) 53.14
- Gail Luke (Millar) (Tas) 53.06
- Catherine 'Cathy' Freeman (Vic) 52.20
- Kylie Hanigan (NSW) 52.35
- Lee Naylor (Vic) 53.11
- Kylie Hanigan (NSW) 52.31  
(4) Kylie Hanigan (NSW) 52.72
  
- Kirilee Buonaccorsi (Tas) 54.58
- Lee Naylor (Vic) 51.65
- Susan Andrews (WA) 52.01  
(4) Jana Pitzman (NSW) 51.85
  
- Rebecca Wardell (NZL) 52.67  
(5) Renee Robson (Vic) 53.69  
(5) Amber Donnelley (NSW) 53.79

- Gail Luke (Millar) (Tas) 2:07.69
- Gail Luke (Millar) (Tas) 2:05.59
- Kerrie Baumgartner (Vic) 2:04.34
- Sarah Collins (ACT) 2:03.73
- Nicole Robinson (Vic) 2:05.97
- Sandra Dawson (Qld) 2:05.42
- Melanie Collins (NSW) 2:05.10
- Lisa Lightfoot (O'Connell) (Vic) 2:04.51
- Dawn Gandy (GBR) 2:06.29  
(4) Lisa Lightfoot (O'Connell) (Vic) 2:06.45
- Melanie Collins (NSW) 2:02.51
- Sandra Dawson (Qld) 2:05.10
- Melanie Collins (NSW) 2:04.16
- Faith Macharia (KEN) 2:03.65  
(4) Megan Chisholm (Vic) 2:04.17  
(4) Georgie Clarke (Vic) 2:02.59
  
- Rikke Ronholt (DEN) 2:05.12  
(4) Kate Myers (Vic) 2:05.25
- Adrienne McIvor (Qld) 2:03.25

- Elizabeth Miller (Rose) (NSW) 4:24.14
- Sarah Collins (ACT) 4:32.90
- Wendy Old (Oliver) (SA) 4:18.76
- Anne Cross (Leaney) (Vic) 4:11.15
- Rhona Makepeace (Vic) 4:14.2
- Margaret Crowley (Leaney) (Vic) 4:12.78
- Krishna Stanton (Wood) (ACT) 4:16.47
- Kate Richardson (Anderson) (Vic) 4:18.4  
(4) Sarah Jamieson (WA) 4:21.00

- Geraldine Nolan (IRL) 4:17.61  
(4) Susan Michelsson (Vic) 4:17.96
- Susan Michelsson (Vic) 4:20.93
- Anna Brzezinska (POL) 4:15.76  
(4) Anne Cross (Leaney) (Vic) 4:15.98
- Christine Pitzinger (NZL) 4:24.27  
(4) Mary-Jane Harding (ACT) 4:26.34  
(5) Benita Willis (Qld) 4:11.27
  
- Anna Thompson (TAS) 4:17.44
- Benita Johnson (AIS) 4:15.83
  
- Sarah Collins (ACT) 4:42.03
- Angela Luchetti (NSW) 4:50.50
- Maree McDonagh (Vic) 4:49.43
- Maryann Murray (Tas/Vic) 4:44.62



## Australian Open Athletics Championships Placegetters 1987 - 2002 (continued...)

First Place	Second Place	Third Place
<b>Women - 3,000 metres</b>		
1987 Jacqueline 'Jackie' Perkins (Vic) 8:55.90	Krishna Stanton (Wood) (ACT) 8:56.07	Jenny Lund (Green) (Qld) 9:09.21
1988 Jacqueline 'Jackie' Perkins (Vic) 9:11.63	Maree McDonagh (Vic) 9:12.07	Jenny Lund (Green) (Qld) 9:22.37
1989 Ann Hare (NZL) 9:16.23	(3) Angela Raines-White (Qld) 9:26.67	(4) Sue Mahony (NSW) 9:29.59
(2) Elizabeth Miller (Rose) (NSW) 9:21.84		
1990 Krishna Stanton (Wood) (ACT) 9:00.16	Anne Cross (Leaney) (Vic) 9:02.15	Rina Bradshaw (Qld) 9:04.13
1991 Jenny Lund (Green) (Qld) 9:00.39	Carolyn Schuwalow (Vic) 9:17.56	Rhona Makepeace (Vic) 9:31.75
1992 Rhona Makepeace (Vic) 9:08.14	Krishna Stanton (Wood) (ACT) 9:09.57	Nicole Robinson (Vic) 9:12.82
1993 Krishna Stanton (Wood) (ACT) 8:58.6	Susie Power (Vic) 9:01.3	Maryann Murray (Tas/Vic) 9:21.9
1994 Elizabeth Miller (Rose) (NSW) 9:12.11	Emma Carney (Vic) 9:13.87	Kerryn McCann (Hindmarsh) (NSW) 9:14.27
1995 No longer contested		
<b>Women - 5,000 metres</b>		
1995 Carolyn Schuwalow (Vic) 15:44.40	Anne Cross (Leaney) (Vic) 15:59.93	Suzanne 'Sue' Malaxos (WA) 16:10.13
1996 Kate Richardson (Anderson) (Vic) 15:03.97	Carolyn Schuwalow (Vic) 15:32.43	Natalie Harvey (Vic) 15:33.53
1997 Kate Richardson (Anderson) (Vic) 15:14.42	Kylie Risk (Tas) 15:31.93	Natalie Harvey (Vic) 15:53.35
1998 Anne Cross (Leaney) (Vic) 15:28.73	Samukeliso Moyo (ZIM) 15:46.03	(4) Mandy Giblin (Westbrook) (Tas) 16:14.94
	(3) Kylie Risk (Tas) 15:46.53	
1999 Natalie Harvey (Vic) 15:34.07	Kylie Risk (Tas) 15:38.42	Susie Power (Vic) 15:41.69
2000 Anne Cross (Leaney) (Vic) 15:36.15	Clair Fearnley (Vic) 15:36.92	Breeda Dennehy-Willis (IRL) 15:44.03
		(5) Kate Richardson (Anderson) (Vic) 16:04.58
2001 Liz Miller (NSW) 15:52.66	(2) Samukeliso Moyo, ZIM 16:04.17	Haley McGregor (Vic) 16:38.16
	Anna Thompson (Tas) 16:08.36	
2002 Haley McGregor (Vic) 15:32.17	Benta Johnson (AIS) 15:35.73	Anna Thompson (Vic) 15:44.29
<b>Women - 10,000 metres</b>		
1987 Jacqueline 'Jackie' Perkins (Vic) 33:59.92	Tania Turney (Vic) 34:40.98	Jenny Lund (Green) (Qld) 34:50.92
1988 Carolyn Schuwalow (Vic) 32:38.46	Suzanne 'Sue' Malaxos (WA) 33:48.22	Jenny Lund (Green) (Qld) 34:08.38
1989 Coral Farr (Jelleff) (Vic) 34:15.46	Elizabeth Miller (Rose) (NSW) 34:42.71	Annette Dwyer (NSW) 35:00.13
1990 Sue Mahony (NSW) 34:43.30	Suzanne 'Sue' Malaxos (WA) 34:59.91	Coral Farr (Jelleff) (Vic) 35:47.38
1991 Jenny Lund (Green) (Qld) 32:38.49	Susan Hobson (ACT) 32:39.84	Tani Ruckle (NSW) 33:54.51
1992 Susan Hobson (ACT) 32:24.53	Jenny Lund (Green) (Qld) 32:43.32	Anna Cumming (Vic) 33:47.78
1993 Susan Hobson (ACT) 33:53.66	Suzanne 'Sue' Malaxos (WA) 35:25.4	Karen M'oir (Vic) 36:35.1
1994 Susan Hobson (ACT) 32:38.74	Barbara Moore (NZL) 33:19.05	(4) Glenda Moore (WA) 24:12.98
	(3) Sue Mahony (NSW) 33:44.07	
1995 Lisa Ondieki (O'Dea/Martin) (SA) 31:47.11	Helen Moros (NZL) 32:34.46	(4) Anne Cross (Leaney) (Vic) 32:56.45
	(3) Kerryn McCann (Hindmarsh) (NSW) 32:53.61	
1997 Kylie Risk (Tas) 32:42.72	Maryann Murray (Tas/Vic) 33:34.06	Suzanne 'Sue' Malaxos (WA) 33:52.83
1998 Natalie Harvey (Vic) 32:21.58	Kylie Risk (Tas) 32:22.33	Clair Fearnley (Vic) 32:24.17
1999 Natalie Harvey (Vic) 32:20:58.0	Kerryn McCann (Hindmarsh) (NSW) 32:23:79.0	Kylie Risk (Tas) 32:33:18.0
2000 Sonia O'Sullivan (IRL) 31:43.07	(3) Kylie Risk (Tas) 32:25.21	(4) Anne Cross (Leaney) (Vic) 32:48.79
(2) Clair Fearnley (Vic) 31:55.65		
2001 Sonia O'Sullivan (IRL) 33:17.58	(3) Susan Michelsson (Vic) 33:56.68	(4) Angela Sheehan (NSW) 34:20.26
(2) Liz Miller (NSW) 33:26.80		
2002 Kerryn McCann (NSWIS) 33:20.72	Serena Gibbs (Vic) 34:57.80	Susan Michelsson (Vic) 35:56.04
<b>Women - 100 metres Hurdles</b>		
1987 Jennifer 'Jenny' Laurendet (Low) (Qld) 13.63(+0.3)	Helen Pirovano (NZL) 13.83(+0.3)	(4) Deborah Phillips (NSW) 13.99(+0.3)
	(3) Kim Birrell (Wilson) (NSW) 13.94(+0.3)	
1988 Jane Flemming (Vic) 13.96	Sharon Jaklofsky-Smith (Qld) 14.23	Jocelyn Millar-Cubit (Millar) (Tas) 14.41
1989 Helen Pirovano (NZL) 13.82(+0.4)	Albertine An (FRA) 14.00(+0.4)	(5) Jocelyn Millar-Cubit (Millar) (Tas) 14.31(+0.4)
(3) Kim Birrell (Wilson) (NSW) 14.10(+0.4)	(4) Donna Drury (Vic) 14.28(+0.4)	
1990 Jennifer 'Jenny' Laurendet (Low) (Qld) 13.94	Jocelyn Millar-Cubit (Millar) (Tas) 14.30	Michelle Deverell (ACT) 14.41
1991 Jayne Moyes (Beasley/Wainwright) (WA) 13.54(-2.2)	Sally Bult (Heagney) (WA) 13.86(-2.2)	Rebecca Starcevic (WA) 14.19(-2.2)
1992 Jayne Moyes (Beasley/Wainwright) (WA) 13.52(-2.4)	Sally Bult (Heagney) (WA) 13.65(-2.4)	Jennifer 'Jenny' Laurendet (Low) (Qld) 13.96(-2.4)
1993 Jane Flemming (Vic) 12.98(+1.8)	Jayne Moyes (Beasley/Wainwright) (WA) 13.34(+1.8)	Jennifer 'Jenny' Laurendet (Low) (Qld) 3.46(+1.8)
1994 Jane Flemming (Vic) 13.61(-2.4)	Jennifer 'Jenny' Laurendet (Low) (Qld) 13.73(-2.4)	Jayne Moyes (Beasley/Wainwright) (WA) 13.84(-2.4)
1995 Jane Flemming (Vic) 13.45(+1.6)	Sriyani Kulawansa (Vic) 13.54(+1.6)	Sally Bult (Heagney) (WA) 13.85(+1.6)
1996 Samantha Farquharson (GBR) 13.68(-1.1)	(3) Sally Bult (Heagney) (WA) 14.07(-1.1)	(4) Simone Purvis (Vic) 14.11(-1.1)
(2) Nicole Gale (NSW) 13.95(-1.1)		
1997 Jane Flemming (Vic) 13.58(+2.8)	Janiene Ashbridge (NZL) 13.63(+2.8)	(4) Debbi Edwards (NSW) 13.96(+2.8)
	(3) Kim Birrell (Wilson) (NSW) 13.80(+2.8)	
1998 Debbi Edwards (NSW) 13.78(-1.8)	Jacqui Munro (NSW) 13.81(-1.8)	Rachel Rogers (SA) 13.90(-1.8)
1999 Eunice Barber (FRA) 13.36(+0.5)	Nicole Ramalalaririna (FRA) 13.36(+0.5)	(5) Debbi Edwards (NSW) 13.91(+0.5)
(3) Jacqui Munro (NSW) 13.51(+0.5)	(4) Sherryl Morrow (Vic) 13.86(+0.5)	
2000 (3) Sally Bult (Heagney) (WA) 13.50(-0.3)	Tacko Diouf (SEN) 13.35(-0.3)	(6) Jacqui Munro (NSW) 13.68(-0.3)
	(5) Debbi Edwards (NSW) 13.54(-0.3)	
2001 Jacqui Munro (NSW) 13.15	Debbi Edwards (NSW) 13.37	Georgina Power (Vic) 13.51
2002 Jacqui Munro (NSWIS) 13.31 (-1.3)	Fiona Cullen (QAS) 13.40 (-1.3)	Georgina Power (Vic) 13.88 (-1.3)

First Place	Second Place	Third Place
<b>Women - 400 metres Hurdles</b>		
1987 Sally Fleming (Hamilton) (WA) 56.16	Jennifer 'Jenny' Laurendet (Low) (Qld) 58.41	Catherine Collopy (NSW) 60.86
1988 Debra 'Debbie' Flintoff-King (Flintoff) (Vic) 56.27	Jennifer 'Jenny' Laurendet (Low) (Qld) 56.84	Sally Fleming (Hamilton) (WA) 57.21
1989 Helen Graham (NSW) 59.67	Annette Cavanagh (NSW) 60.19	Adrienne McIvor (Rainbird) (Qld) 61.68
1990 Jennifer 'Jenny' Laurendet (Low) (Qld) 56.54	Gail Luke (Millar) (Tas) 57.68	Helen Graham (NSW) 59.49
1991 Debra 'Debbie' Flintoff-King (Flintoff) (Vic) 56.65	Gail Luke (Millar) (Tas) 56.66	Jennifer 'Jenny' Laurendet (Low) (Qld) 57.47
1992 Gail Luke (Millar) (Tas) 55.92	Jennifer 'Jenny' Laurendet (Low) (Qld) 56.45	Leisa Proctor (Bruce) (Qld) 57.35
1993 Renee Poetschka (WA) 57.04	Adrienne McIvor (Rainbird) (Qld) 58.04	Helen Carter (WA) 58.39
1994 Lauren Poetschka (WA) 56.06	Jacqueline Parker (WA/GBR) 56.51	Vanessa Jack (NZL) 57.89
	(4) Niokea Gray (NSW) 58.01	(6) Catriona Larritt (Vic) 59.14
1995 Jacqueline Parker (WA/GBR) 56.50	Lauren Poetschka (WA) 58.52	Catriona Larritt (Vic) 59.05
1996 Rebecca Campbell (WA) 57.28	Lauren Poetschka (WA) 57.54	Saidat Onanuga (NGR) 58.28
		(4) Kylie Robertson (NSW) 58.67
1997 Evette Cordy (Vic) 57.64	Lauren Poetschka (WA) 57.97	Leisa Proctor (Bruce) (Qld) 58.92
1998 Stephanie Price (NSW) 58.47	Evette Cordy (Vic) 58.83	Nicola Kidd (NZL) 59.75
		(4) Cindy Gabbett (Vic) 62.30
1999 Lauren Poetschka (WA) 57.05	Evette Cordy (Vic) 57.09	Nicola Kidd (NZL) 57.14
		(4) Adrienne McIvor (Rainbird) (Qld) 57.27
2000 Lauren Poetschka (WA) 56.03	Stephanie Price (NSW) 56.67	Tacko Diouf (SEN) 57.30
		(5) Adrienne McIvor (Rainbird) (Qld) 57.68
2001 Jana Pittman (NSW) 57.19	Stephanie Price (NSW) 58.30	Nicola Kidd (NZL) 59.38
		(4) Kristy Watson (SA) 60.88
2002 Jana Pittman (AIS) 55.34	Sonia Britto (VIS) 55.50	Tracey Duncan (GBR) 56.76
		(4) Stephanie Price (NSWIS) 57.04
<b>Women - 3,000 metres Steeplechase</b>		
1999 Melissa Rollison (Qld) 10:15.77	Mary Fien (NSW) 10:28.68	Karen Murphy (NZL) 10:34.24
2000 Melissa Rollison (Qld) 10:10.73	Leah Rogers (Vic) 10:16.01	(4) Leah Rogers (Vic) 10:50.71
2001 Rachel Penney (NZL) 10:30.04	Leah Hirschfeld (NZL) 11:09.14	Karen Murphy (NZL) 10:21.48
2002 Melissa Rollison (QAS) 9:56.92	Victoria Mitchell (Vic) 10:36.98	(5) Donna Tyberek (Tas) 10:36.69
		Jane Mudge (SA) 11:17.03
		(4) Melina Bernecker (Vic) 11:43.21
		Kate Seibold (Vic) 11:26.13
<b>Women - 4x100 metres Relay</b>		
2002 Qld 45.58 (Amy Harris, Sharon Cripps, Melanie Kleeberg, Fiona Cullen)	NSW 46.12 (Nicole Apps, Merryn Aldridge, Mindy Slomka, Prue Robertson)	SA 48.52 (Meagan Rentsch, Michelle Apostolou, Paula Lodge, Lauren Foote)
<b>Women - 4x400 metres Relay</b>		
2002 NSW 3:33.16 (Stephanie Price, Amber Donnelley Rosemary Hayward, Jana Pittman)	Vic 3:44.51 (Anne Deller, Renee Robson, Georgina Power, Tamsyn Lewis)	Qld 3:56.31 (Katrina Sendall, Elizabeth Beston, Amy Wright, Rebecca Sadler)
<b>Women - High Jump</b>		
1987 Christine 'Chris' Stanton (Annisson) (WA) 1.87m	Sharon Barber (SA) 1.87m	Gai Kapernick (Qld) 1.84m
1988 Vanessa Ward (WA) 1.96m	Christine 'Chris' Stanton (Annisson) (WA) 1.93m	Sharon Barber (SA) 1.90m
1989 Vanessa Ward (WA) 1.94m	Christine 'Chris' Stanton (Annisson) (WA) 1.91m	Gai Kapernick (Qld) 1.88m
1990 Vanessa Ward (WA) 1.92m	Deann Mayfield (Bopf) (Qld) 1.85m	Gai Kapernick (Qld) 1.85m
1991 Alison Inverarity (WA) 1.94m	Gai Kapernick (Qld) 1.91m	Tania Dixon (Murray) (NZL) 1.88m
		(4) Deann Mayfield (Bopf) (Qld) 1.85m
1992 Tania Dixon (Murray) (NZL) 1.86m	(3) Gai Kapernick (Qld) 1.82m	(4) Karina Turner (SA) 1.82m
(2) Andrea Hughes (Tas) 1.82m		
1993 Alison Inverarity (WA) 1.86m	Andrea Hughes (Tas) 1.83m	Karina Turner (SA) 1.80m
1994 Alison Inverarity (WA) 1.91m	Tracy Phillips (NZL) 1.88m	(4) Joanne Gracey (Qld) 1.75m
	(3) Andrea Hughes (Tas) 1.84m	
1995 Alison Inverarity (WA) 1.86m	Tania Dixon (Murray) (NZL) 1.83m	(4) Belinda Blay (Vic) 1.75m
	(3) Andrea Hughes (Tas) 1.83m	
1996 Lea Haggert (WA/GBR) 1.88m	Alison Inverarity (WA) 1.84m	Belinda Blay (Vic) 1.80m
1997 Alison Inverarity (WA) 1.84m	Lisa Bruty (Vic) 1.81m	Sherryl Morrow (Vic) 1.81m
1998 Alison Inverarity (WA) 1.90m	Lisa Bruty (Vic) 1.86m	Kim Brown (NZL) 1.82m
		(4) Jane Jamieson (NSW) 1.78m
1999 Alison Inverarity (WA) 1.88m	Leah Alexander (Vic) 1.84m	Sherryl Morrow (Vic) 1.84m
2000 Alison Inverarity (WA) 1.85m	Lisa Bruty (Vic) 1.82m	Karen Dickson (WA) 1.82m
2001 Carmen Hunter (Qld) 1.82m	Pettrina Price (NSW) 1.78m	Peta Mason (Qld) 1.78m
2002 Pettrina Price (NSWIS) 1.82m	Casey Narrier (WAIS) 1.78m	Vicki Collins (Qld) 1.78m

## Australian Open Athletics Championships Placegetters 1987 - 2002 (continued...)

First Place	Second Place	Third Place
<b>Women - Pole Vault</b>		
1995 Emma George (Vic) 3.40m 1996 Melissa Harris (NSW) 3.60m	Tracey Shepherd (WA) 3.30m Melina Hamilton (NZL) 3.60m (4) Tracey Shepherd (WA) 3.50m Tracey Shepherd (WA) 3.80m	Andrea Hopkin (WA) 3.10m Sarelle Verkade (NZL) 3.60m (5) Christie Elwin (SA) 3.50m Melina Hamilton (NZL) 3.80m (5) Christie Elwin (SA) 3.70m Rachael 'Rachel' Dacy (Vic) 3.90m
1997 Emma George (Vic) 4.30m		
1998 Emma George (Vic) 4.58m 1999 Tatiana Grigorieva (SA) 3.90m	Tatiana Grigorieva (SA) 4.15m Bridgid Isworth (Vic) 3.75m Rachael 'Rachel' Dacy (Vic) 3.75m Kym Howe (WA) 3.75m Alejandra Garcia (ARG) 4.20m (3) Tatiana Grigorieva (SA) 4.10m (3) Bridgid Isworth (Vic) 4.10m Rachael Dacy (Vic) 4.15m	
2000 Emma George (Vic) 4.40m		
2001 Jenni Dryburgh (NZL) 4.35m (2) Tatiana Grigorieva (SA) 4.25m 2002 Tatiana Grigorieva (SAS) 4.44m	Kym Howe (WAIS) 4.32m	Kim Howe (WA) 4.15m  Bridgid Isworth (VIS) 4.20m
<b>Women - Long Jump</b>		
1987 Nicole Boegman (NSW) 6.67m(-2.3) 1988 Nicole Boegman (NSW) 6.44m 1989 Jayne Moffitt (Mitchell) (NZL) 6.38m(+1.7) (2) Sandra Priestley (Qld) 6.32m(+2.2) 1990 Peta Kennedy (Vic) 6.29m(+1.1) 1991 Jayne Moffitt (Mitchell) (NZL) 6.51m(+2.2) (2) Jocelyn Millar-Cubit (Millar) (Tas) 6.28m 1992 Nicole Boegman (NSW) 6.37m	Jocelyn Millar-Cubit (Millar) (Tas) 6.36m(+2.6) Jocelyn Millar-Cubit (Millar) (Tas) 6.35m(+2.8) (3) Linda Garden (Parr) (NSW) 6.27m(+3.5)  Christine Sharp (Vic) 6.21m(+2.4) (4) Christine Sharp (Vic) 6.07m  Jayne Moffitt (Mitchell) (NZL) 6.12m(-1.0) (3) Kym Burns (Vic) 6.04m Theresa Martin (Qld) 6.16m(+2.4)  Chantal Brunner (NZL) 6.24m(+4.5) (3) Jane Flemming (Vic) 6.19m(+3.6) Chantal Brunner (NZL) 6.37m(+2.2) (4) Kylie Reed (WA) 6.01m(+3.3) (5) Kym Burns (Vic) 6.24m(+3.1)  (3) Kylie Reed (WA) 6.23m(+0.3)  Chantal Brunner (NZL) 6.65m(+1.5) (3) Jane Jamieson (NSW) 6.47m(+1.8) (4) Kerrie Perkins (NSW) 6.25m(+0.6)  Bronwyn Thompson (Qld) 6.33m(+0.2) (2) Bronwyn Thompson (Qld) 6.60m  Kerrie Perkins (Qld) 6.36m(+0.2)	Rosemary Clarke (NSW) 6.13m(+2.9) Linda Garden (Parr) (NSW) 6.34m(+1.2) (4) Peta Kennedy (Vic) 6.22m(+4.5)  Jocelyn Millar-Cubit (Millar) (Tas) 6.08m Chantal Brunner (NZL) 6.19m(+3.7) (5) Kym Burns (Vic) 6.00m (5) Louise Pooter (WA) 5.90m  Naomi Hashioka (JPN) 6.08m(+2.2) (4) Kym Burns (Vic) 6.06m(+3.1) (4) Kym Burns (Vic) 6.14m(+5.5)  Siulolo Liku (TON/NSW) 6.09m(+4.5) (5) Mariklud Viduka (Vic) 5.98m(-0.2) Joanne Henry (NZL) 6.46m(+3.5) (6) Siulolo Liku (TON/NSW) 6.09m(+2.9) (4) Kym Burns (Vic) 6.15m(+2.2)  (5) Kym Burns (Vic) 6.31m(+2.2)  Chantal Brunner (NZL) 6.48m(+0.2) (7) Jane Jamieson (NSW) 6.02m(+0.3) Sharon Sutherland (WA) 6.15m(-0.8) (4) Sharon Sutherland (WA) 6.43m  Nicole Boegman (AIS) 6.31m(+0.4)
1993 Nicole Boegman (NSW) 6.72m(+3.6) 1994 Nicole Boegman (NSW) 6.48m(+7.4) 1995 Nicole Boegman (NSW) 6.68m(+2.6) 1996 Chantal Brunner (NZL) 6.66m(+2.7) (2) Nicole Boegman (NSW) 6.63m(+3.3) 1997 Chantal Brunner (NZL) 6.68m(+1.0) (2) Vicky Piggins (NSW) 6.81m(+1.4) 1998 Nicole Boegman (NSW) 6.28m(+2.9) 1999 Eunice Barber (FRA) 6.74m(+0.7) (2) Nicole Boegman (NSW) 6.53m(+1.2) 2000 Kylie Reed (WA) 6.57m(-1.8) 2001 Chantal Brunner (NZL) 6.68m (2) Shermin Oksuz (WA) 6.65m 2002 Bronwyn Thompson (QAS) 6.77m (+0.2)		
<b>Women - Triple Jump</b>		
1987 Lynette Smith (WA) 12.15m(+4.0)  1988 Lynette Smith (WA) 12.09m(+0.4) 1989 Karen Charlton (NSW) 12.36m(+1.9) 1990 Karen Charlton (NSW) 11.93m 1991 Jayne Moffitt (Mitchell) (NZL) 13.00m(+0.5) (2) Leanne Wickham (Vic) 12.45m 1992 Leanne Stapleton-Smith (NZL) 12.52m(-1.6) (2) Kym Burns (Vic) 12.34m 1993 Nicole Boegman (NSW) 13.27m(+1.5) 1994 Yoko Morikawa (JPN) 13.29m(+4.6) (3) Mariklud Viduka (Vic) 12.72m(+3.6) 1995 Mariklud Viduka (Vic) 12.60m(+2.6) 1996 Shelley Stoddart (NZL) 13.50m(+1.4) (2) Nicole Mladenis (WA) 12.85m(+2.4) 1997 Tania Dixon (Murray) (NZL) 13.50m(+1.4) (2) Nicole Mladenis (WA) 13.16m(+4.5) 1998 Connie Henry (GBR) 13.86m(+0.5) (2) Nicole Mladenis (WA) 13.51m(+1.4) 1999 Carmen Miller (Tas) 13.26m(+0.5) 2000 Nicole Mladenis (WA) 13.59m(0.0)  2001 Nicole Mladenis (WA) 13.74m  2002 Nicole Mladenis (WAIS) 13.62m (-0.4)	Melanie Dyball (Vic) 11.91m(+3.5)  Edyta Jasinska (WA) 11.62m (3) Lynette Smith (WA) 12.09m(+1.5) Stella Totsis (NSW) 11.31m (3) Stella Totsis (NSW) 12.01m  (4) Mariklud Viduka (Vic) 11.96m  Mariklud Viduka (Vic) 12.78m(+4.3) Tania Dixon (Murray) (NZL) 13.07m(+5.1) (5) Nicole Mladenis (WA) 12.48m(+5.8) Gillian Ting (NSW) 12.59m(+1.1) (3) Carmen Miller (Tas) 12.83m(+2.4)  (3) Carmen Miller (Tas) 12.98m(+4.3)  (3) Mariklud Viduka (Vic) 13.44m(+3.2)  Nicole Mladenis (WA) 13.21m(+0.8) Connie Henry (GBR) 13.45m(-0.4) (3) Mariklud Viduka (Vic) 13.05m(-0.4) Kelera Nacewa (NZL) 13.17m (5) Gillian Ting (NSW) 12.82m Michelle Apostolou (SA) 12.83m (+0.0)	Jayne Moffitt (Mitchell) (NZL) 11.88m(+3.3) (5) Rachel Kordi (NSW) 11.62m(+3.1) Eileen Hindle (WA) 11.53m(+1.2) (4) Edyta Jasinska (WA) 11.87m(+1.3)  (4) Karen Charlton (NSW) 11.86m  Tania Dixon (Murray) (NZL) 12.25m(-0.2) (5) Stella Totsis (NSW) 11.80m Nicole Mladenis (WA) 12.19m(+1.1) (6) Kylie Stephanos (SA) 12.47m(+4.9)  Nicole Mladenis (WA) 12.33m(+0.9) (4) Mariklud Viduka (Vic) 12.62m(+2.7)  (4) Paula Lodge (SA) 12.93m(+2.5)  (5) Paula Lodge (SA) 12.48m(+3.0)  Paula Lodge (SA) 12.91m(-0.2) (6) Sarah Sydney (Qld) 12.77m(-0.7)  Shelly Avery (NZL) 12.94m (6) Michelle Apostolou (SA) 12.68m Frith Maunder (NZL) 12.67m (-0.2) (5) Melissa Moss (Qld) 12.54m (+0.8)

First Place	Second Place	Third Place
<b>Women - Shot Put</b>		
1987 Gael Martin (Mullhall) (Vic) 18.52m	Astra Vitols (Etienne) (Vic) 15.48m	Jan Maxwell (Bishop) (NZL) 15.01m
1988 Astra Vitols (Etienne) (Vic) 17.27m	Bernadette Serone (NSW) 15.14m	(4) Lisa-Marie Vizaniari (ACT) 14.68m
1989 Astra Vitols (Etienne) (Vic) 16.05m	(4) Bernadette Serone (NSW) 15.01m	Nicole Carkeek (Vic) 14.72m
1990 Nicole Carkeek (Vic) 15.32m	Samantha Cox (NSW) 14.77m	Jan Maxwell (Bishop) (NZL) 14.61m
1991 Daniela Costian (Qld) 16.24m	Bernadette Serone (NSW) 14.45m	(4) Nicole Carkeek (Vic) 14.52m
1992 Christine King (NZL) 15.58m	(4) Bernadette Serone (NSW) 14.98m	Bernadette Serone (NSW) 14.40m
(2) Daniela Costian (Qld) 15.30m	Bernadette Serone (NSW) 14.87m	Jacqueline Meier (NSW) 13.61m
1993 Daniela Costian (Qld) 16.30m	Samantha Cox (NSW) 15.67m	Aya Suzuki (JPN) 15.10m
1994 Daniela Costian (Qld) 16.08m	Samantha Cox (NSW) 14.68m	(5) Michelle Haage (NSW) 14.28m
1995 Lisa-Marie Vizaniari (ACT) 14.87m	(3) Daniela Costian (Qld) 15.29m	Kylie Standing (NSW) 13.56m
1996 Georgette Reed (CAN) 16.39m	Georgette Reed (CAN) 15.54m	Lisa-Marie Vizaniari (ACT) 15.47m
(2) Bernadette Serone (NSW) 15.33m	(4) Lisa Patterson (Qld) 15.08m	Allison McAdam (Vic) 14.33m
1997 Beatrice Faumuina (NZL) 15.68m	(3) Lisa-Marie Vizaniari (ACT) 15.83m	(4) Helen Toussis (Qld) 14.79m
(3) Helen Toussis (Qld) 15.38m	Amy Palmer (USA) 16.55m	(5) Bernadette Serone (NSW) 14.94m
1998 Beatrice Faumuina (NZL) 16.96m	(3) Hannah Schneider (NSW) 14.60m	(4) Hannah Schneider (NSW) 14.93m
(2) Helen Toussis (Qld) 15.97m	Sumi Ichioka (JPN) 15.25m	Tania Lutton-Senior (Senior) (NZL) 15.44m
1999 Tressa Thompson (USA) 17.86m	(4) Michelle Haage (NSW) 14.90m	(6) Katrina Steele (NSW) 13.80m
(4) Helen Toussis (Qld) 14.65m	(3) Alifaton Dkibril (SA) 14.04m	Tania Lutton-Senior (Senior) (NZL) 15.12m
2000 Helen Toussis (Qld) 15.55m	Anna Poughla (NZL) 14.95m	(5) Katrina Steele (NSW) 14.30m
2001 Yoko Toyonaga (JPN) 15.97m	(3) Alifaton Dkibril (SA) 14.91m	(4) Melissa Delich (WA) 13.32m
(2) Michelle Haage (NSW) 15.68m		(5) Belinda Johnson (NSWIS) 13.80m
2002 Michelle Haage (NSWIS) 15.51m		
<b>Women - Discus Throw</b>		
1987 Gael Martin (Mullhall) (Vic) 57.30m	Astra Vitols (Etienne) (Vic) 50.68m	Heidi Wittesch (SA) 47.32m
1988 Astra Vitols (Etienne) (Vic) 54.44m	Vanessa French (WA) 49.48m	Rochelle Sutton (Vic) 45.70m
1989 Daniela Costian (Qld) 66.78m	Lisa-Marie Vizaniari (ACT) 55.94m	Astra Vitols (Etienne) (Vic) 54.54m
1990 Daniela Costian (Qld) 59.60m	Lisa-Marie Vizaniari (ACT) 54.72m	Marie Christine Fakate (FRA) 51.04m
1991 Daniela Costian (Qld) 64.68m	Jeanette Park (NZL) 49.46m	(4) Felicity Johnston (NSW) 48.92m
1992 Daniela Costian (Qld) 63.86m	(3) Felicity Johnston (NSW) 49.28m	(4) Jacqueline Meier (NSW) 43.92m
1993 Daniela Costian (Qld) 62.82m	Lisa-Marie Vizaniari (ACT) 52.52m	Ikuko Kitamura (JPN) 52.26m
1994 Daniela Costian (Qld) 65.38m	Felicity Johnston (NSW) 51.18m	(6) Christy Mara (NSW) 48.30m
1995 Daniela Costian (Qld) 61.76m	Alison Lever (Qld) 56.54m	Alison Lever (Qld) 50.38m
1996 Lisa-Marie Vizaniari (ACT) 61.86m	Lisa-Marie Vizaniari (ACT) 53.94m	Lisa-Marie Vizaniari (ACT) 55.42m
1997 Beatrice Faumuina (NZL) 68.28m	Beatrice Faumuina (NZL) 60.98m	Monique Nacsa (Qld) 51.04m
(2) Lisa-Marie Vizaniari (ACT) 65.86m	(3) Daniela Costian (Qld) 60.04m	(4) Alison Lever (Qld) 55.64m
1998 Beatrice Faumuina (NZL) 63.80m	(3) Alison Lever (Qld) 53.40m	(4) Monique Nacsa (Qld) 53.16m
(2) Lisa-Marie Vizaniari (ACT) 61.41m	(3) Alison Lever (Qld) 53.90m	(4) Katrina Steele (NSW) 53.57m
1999 Lisa-Marie Vizaniari (ACT) 61.72m	Alison Lever (Qld) 60.92m	Aretha Hill (USA) 57.75m
2000 Alison Lever (Qld) 63.73m	Lisa-Marie Vizaniari (ACT) 62.71m	(5) Katrina Steele (NSW) 53.86m
2001 Alison Lever (Qld) 59.74m	Monique Nacsa (Qld) 55.00m	Beatrice Faumuina (NZL) 62.68m
2002 Beatrice Faumuina (NZL) 63.41m	(3) Monique Nacsa (QAS) 57.24m	(4) Monique Nacsa (Qld) 56.61m
(2) Alison Lever (QAS) 60.29m		Christy Thiel (NSW) 53.68m
<b>Women - Hammer Throw</b>		(4) Debbie Pickersgill (QAS) 52.20m
1987 Bernadette Serone (NSW) 40.18m	Joanne Capper (NSW) 38.14m	Norma Dann (NSW) 36.24m
1988 Bernadette Serone (NSW) 45.78m	Norma Dann (NSW) 37.90m	Kathleen Walton (Qld) 39.56m
1989 Joanne Capper (NSW) 41.62m	Bernadette Serone (NSW) 41.60m	Joanne Capper (NSW) 41.82m
1990 Bernadette Serone (NSW) 49.52m	Kathleen Walton (Qld) 42.34m	Kathleen Walton (Qld) 46.24m
1991 Bernadette Serone (NSW) 48.44m	Denise Passmore (Vic) 47.78m	(4) Bernadette Serone (NSW) 48.16m
1992 Aya Suzuki (JPN) 58.66m	(3) Denise Passmore (Vic) 49.56m	Denise Passmore (Vic) 49.26m
(2) Deborah 'Debbie' Sosimenko (NSW) 49.80m	Bernadette Serone (NSW) 49.28m	Kathleen Walton (Qld) 49.24m
1993 Deborah 'Debbie' Sosimenko (NSW) 57.58m	Denise Passmore (Vic) 53.62m	Denise Passmore (Vic) 56.44m
1994 Deborah 'Debbie' Sosimenko (NSW) 60.84m	Brenda McNaughton (NSW) 56.76m	Aya Suzuki (JPN) 58.86m
1995 Deborah 'Debbie' Sosimenko (NSW) 63.22m	(4) Denise Passmore (Vic) 57.30m	(5) Brenda McNaughton (NSW) 55.96m
1996 Olga Kuzenkova (RUS) 64.38m	Brenda MacNaughton (NSW) 59.36m	Karyne Perkins (NSW) 57.96m
(2) Deborah 'Debbie' Sosimenko (NSW) 59.50m	Brenda MacNaughton (NSW) 62.49m	Karyne Perkins (NSW) 60.69m
1997 Deborah 'Debbie' Sosimenko (NSW) 65.68m	Karyne Perkins (NSW) 62.59m	Amy Palmer (USA) 61.89m
1998 Deborah 'Debbie' Sosimenko (NSW) 66.72m	Tasha Williams (NZL) 63.34m	(5) Bronwyn Eagles (NSW) 60.29m
1999 Deborah 'Debbie' Sosimenko (NSW) 62.77m	(4) Brooke Krueger (SA) 61.89m	(5) Karyne Perkins (NSW) 61.43m
2000 Lisa Misipeka (AMS) 63.90m	Tasha Williams (NZL) 63.92m	(6) Nicole Robertson (NSW) 54.91m
(3) Bronwyn Eagles (NSW) 62.77m	(3) Karyne Di Marco (NSW) 61.74m	Karyne Di Marco (NSWIS) 65.71m
2001 Bronwyn Eagles (NSW) 66.58m	Brooke Krueger (SAS) 66.11m	
2002 Bronwyn Eagles (NSWIS) 69.65m		

## Australian Open Athletics Championships Placegetters 1987 - 2001 (continued...)

First Place	Second Place	Third Place
<b>Women - Javelin Throw</b>		
1987 Suzanne 'Sue' Howland (Qld) 63.86m	Cherry Harvey (Qld) 49.24m	Lyndall Kennedy (NSW) 48.24m
1988 Kate Farrow (SA) 54.74m	Cherry Harvey (Qld) 50.60m	Janne Ware (Tas) 48.64m
1989 Kaye Nordstrom (NZL) 51.52m (2) Janne Ware (Tas) 50.08m	(3) Kate Farrow (SA) 49.92m	(4) Sharon Clarke (NSW) 47.32m
1990 Louise Currey (McPaul) (NSW) 57.06m	Kate Farrow (SA) 56.56m	Janne Ware (Tas) 53.00m
1991 Louise Currey (McPaul) (NSW) 60.20m	Kirsten Smith (NZL) 56.30m (3) Kate Farrow (SA) 55.32m	(4) Janne Ware (Tas) 50.52m
1992 Akiko Mayajima (JPN) 58.88m (3) Kate Farrow (SA) 54.08m	(5) Joanna Stone (Qld) 50.32m (7) Fiona Fewtrell (NSW) 45.10m	Kirsten Smith (NZL) 57.62m
1993 Louise Currey (McPaul) (NSW) 59.14m	Sueli dos Santos (BRA) 56.58m (3) Joanna Stone (Qld) 56.00m	(5) Kate Farrow (SA) 54.54m
1994 Joanna Stone (Qld) 62.40m	Louise Currey (McPaul) (NSW) 61.44m	Kate Farrow (SA) 56.74m
1995 Kirsten Hellier (NZL) 60.10m (2) Louise Currey (McPaul) (NSW) 59.12m	(3) Kate Farrow (SA) 52.58m	(4) Lara Woodbury (NSW) 50.38m
1996 Tanja Damaske (GER) 64.38m (2) Joanna Stone (Qld) 62.78m	(3) Louise Currey (McPaul) (NSW) 59.70m	(4) Kate Farrow (SA) 56.30m
1997 Joanna Stone (Qld) 63.78m	Bina Ramesh (FRA) 54.06m (3) Kate Farrow (SA) 53.16m	(7) Cecilia McIntosh (Vic) 48.48m
1998 Louise Currey (McPaul) (NSW) 62.34m	Bina Ramesh (FRA) 49.05m (3) Cecilia McIntosh (Vic) 45.54m	(4) Lisa Garwood (Qld) 43.06m
1999 Hayley Wilson (NZL) 47.48m (3) Jane Jamieson (NSW) 45.10m	Linda Poleleli (FRA) 46.75m (4) Caroline Jackman (SA) 44.49m	(5) Rishelle Hume (WA) 43.66m
2000 Sueli dos Santos (BRA) 54.92m (3) Stephanie Hancock (Qld) 49.58m	Bina Ramesh (FRA) 50.61m (5) Cecilia McIntosh (Vic) 48.58m	(7) Caroline Jackman (SA) 46.26m
2001 Bina Ramesh (FRA) 54.54m (2) Rosie Hooper (Vic) 53.88m	(4) Cecilia McIntosh (Vic) 50.77m	Yayoi Shibano (JPN) 52.04m
2002 Bina Ramesh (FRA) 56.93m (3) Cecilia McIntosh (Vic) 53.87m	Takako Miyake (JPN) 56.61m (4) Kathryn Mitchell (Vic) 52.13m	(5) Stephanie Hancock (Qld) 49.76m
<b>Women - Heptathlon</b>		
1987 Jane Flemming (Vic) 6390pts	Jocelyn Millar-Cubit (Millar) (Tas) 5876pts	Georgina Hale (Vic) 4998pts
1988 Jane Flemming (Vic) 6166pts	Jocelyn Millar-Cubit (Millar) (Tas) 5655pts	Wendy de Vroom (Smart) (NSW) 4097pts
1989 Sharon Jaklofsky-Smith (Qld) 5565pts	Janet Scott (CAN) 5212pts (3) Kylie Coombe (Vic) 5164pts	(4) Katrina Katie Ackerman (Hardeners) (Qld) 5127pts
1990 Katrina 'Katie' Ackerman (Hardeners) (Qld) 5539pts	Leisa Proctor (Bruce) (Qld) 5063pts	Lara Asinari (SA) 4666pts
1991 Leisa Proctor (Bruce) (Qld) 5164pts	Leisa Proctor (Bruce) (Qld) 4929pts	Judith Parsons (SA) 4861pts
1992 Kylie Coombe (Vic) 5661pts	Leisa Proctor (Bruce) (Qld) 5421pts	Fiona Fewtrell (NSW) 5171pts
1993 Jane Flemming (Vic) 6278pts	Theresa Martin (Qld) 5355pts	Leisa Proctor (Bruce) (Qld) 5273pts
1994 Jane Flemming (Vic) 6010pts	Kylie Coombe (Vic) 5599pts	Theresa Martin (Qld) 4984pts
1995 Jane Jamieson (NSW) 5840pts	Theresa Martin (Qld) 4899pts	Megan Minehane (Qld) 4650pts
1996 Jane Jamieson (NSW) 5823pts	Sherryl Morrow (Vic) 5002pts	Virginia Young (NSW) 4872pts
1997 Clare Thompson (Qld) 5534pts	Sherryl Morrow (Vic) 5229pts	Theresa Martin (Qld) 5044pts
1998 Jane Jamieson (NSW) 5943pts	Simone Purvis (Vic) 5060pts	Lisa Kovacs (SA) 4767pts
1999 Sherryl Morrow (Vic) 5722pts	Clare Thompson (Qld) 5464pts	Virginia Young (NSW) 5090pts
2000 Sherryl Morrow (Vic) 5817pts	Clare Thompson (Qld) 5751pts	Virginia Young (NSW) 5199pts
2001 Jane Jamieson (NSW) 6070pts	Mandy Heath (SA) 5672pts	Clare Thompson (Vic) 5570pts
2002 Clare Thompson (Vic) 5804pts	Kylie Wheeler (WAIS) 5698pts	Mandy Heath (NSWIS) 5555pts
<b>Women - 100 metres Ambulant</b>		
2002 Lisa Llorens (AIS) 13.32 (+2.1)	Katrina Webb (SAS) 14.13 (+2.1)	Courtney Harbeck (Qld) 14.67 (+2.1)
<b>Women - 200 metres Ambulant</b>		
2002 Lisa Llorens (AIS) 26.75 (+1.2)	Sharon Rackham (AIS) 27.67 (+1.2)	Tanya Bradley (NZL) 27.85 (+1.2)
<b>Women - 400 metres Ambulant</b>		
2002 Sharon Rackham (AIS) 64.75	Tanya Bradley (NZL) 65.04	(4) Meagan Starr (NSW) 28.03 (+1.2)
<b>Women - Long Jump Ambulant</b>		
2002 Courtney Harbeck (Qld) 3.94m (-0.4)	Tanya Bradley (NZL) 3.53m (+0.0)	Meagan Starr (NSW) 65.38
<b>Women - Shot Put Ambulant</b>		
2002 Jodi Willis-Roberts (Vic) 11.81m	Norma Koplick (QAS) 9.25m	Heidi Weisz (Vic) Foul (nwi)
<b>Women - Discus Throw Ambulant</b>		
2002 Jodi Willis-Roberts (Vic) 35.96m	Norma Koplick (QAS) 28.37m	Tanya Krome (Qld) 8.92m
<b>Women - Javelin Throw Ambulant</b>		
2002 Norma Koplick (QAS) 31.10m	Heidi Waddell (NSW) 26.49m	Heidi Waddell (NSW) 25.08m
<b>Women - 100 metres Wheelchair</b>		
2002 Angela Ballard (AIS) 19.44 (-0.4)	Kelly Darragh (Qld) 20.67 (-0.4)	Tanya Krome (Qld) 23.25m
<b>Women - 200 metres Wheelchair</b>		
2002 Angela Ballard (AIS) 37.44 (-0.9)	Eliza Stankovic (NSW) 38.54 (-0.9)	Katherine Hannay (Qld) 20.96 (-0.4)
<b>Women - 400 metres Wheelchair</b>		
2002 Louise Sauvage (NSW) 61.71	Eliza Stankovic (NSW) 64.72	Katherine Hannay (Qld) 39.04 (-0.9)
<b>Women - 800 metres Wheelchair</b>		
2002 Louise Sauvage (NSW) 2:09.72	Eliza Stankovic (NSW) 2:10.59	Angela Ballard (AIS) 69.42
<b>Women - Shot Put Seated Wheelchair</b>		
2002 Claire Summersgill (NSW) 3.29m		Angela Ballard (AIS) 2:24.45
<b>Women - Discus Throw Seated Wheelchair</b>		
2002 Claire Summersgill (NSW) 6.85m		

***Results in 2002***

RESULTS IN 2002

*Principal sponsor*



## Telstra Australian Combined Events Championships ANZ Stadium, Brisbane, Queensland - 11th-12th April 2002

### Women Open Heptathlon

	Name	State	Points	100mH	HJ	SP	200m	LJ	JT	800m
1	Clare Thompson	VIS	5804	14.09 w:0.9	1.76m	13.02m	25.46 w:-0.4	6.05m w:2.1	42.98m	2:25.83
2	Kylie Wheeler	WAIS	5698	14.39 w:0.9	1.76m	11.90m	24.71 w:3.2	6.10m w:-0.4	33.10m	2:17.14
3	Mandy Heath	NSWIS	5555	14.94 w:0.5	1.73m	12.46m	25.52 w:-0.4	5.77m w:2.6	44.31m	2:25.38
4	Jane Jamieson	NSWIS	5373	14.64 w:0.5	1.70m	13.60m	26.49 w:-0.4	5.80m w:2.9	41.89m	2:36.59
5	Gillian Ragus	WAIS	5328	13.99 w:0.5	1.64m	11.57m	25.56 w:-0.4	5.50m w:1.0	35.46m	2:20.56
6	Virginia Moresi	NSW	5108	14.62 w:0.5	1.70m	11.72m	26.65 w:-0.4	5.34m w:1.1	34.87m	2:25.20
7	Danielle Senior	NSW	4622	15.34 w:0.9	1.70m	8.29m	26.71 w:-0.4	5.20m w:1.9	33.38m	2:32.57
8	Rebecca O'Loughlin	VIC	4502	15.39 w:0.9	1.52m	11.07m	27.56 w:-0.4	4.93m w:3.4	31.85m	2:25.57
9	Melissa Tucker	NSW	4478	16.60 w:0.9	1.58m	9.27m	25.85 w:-0.4	5.38m w:0.5	27.89m	2:27.08
10	Paula Lodge	SA	4420	15.13 w:0.9	1.52m	9.15m	26.15 w:-0.4	5.40m w:1.8	26.31m	2:36.40

### Women Under 20 Heptathlon

	Name	State	Points	100mH	HJ	SP	200m	LJ	JT	800m
1	Leona Bilous	VIC	5262	15.05 w:-3.1	1.64m	11.67m	24.83 w:-1.1	6.15m w:+0.0	33.47m	2:32.24
2	Lauren Foote	SASI	4988	15.86 w:-3.1	1.79m	10.25m	26.23 w:-1.1	5.37m w:0.5	40.10m	2:34.69
3	Sarah Cowley	NZL	4622	15.39 w:-3.1	1.70m	9.66m	26.02 w:-1.1	4.85m w:0.4	28.19m	2:28.42
4	Jane Brotherton	NSW	4601	16.12 w:-3.1	1.61m	11.10m	27.50 w:-1.1	5.47m w:1.3	35.07m	2:36.18
5	Lisa Marie Hughes	WA	4506	16.44 w:-3.1	1.49m	7.99m	26.53 w:-1.1	5.55m w:0.9	35.39m	2:22.43
6	Tessa Densley	VIC	4421	16.43 w:-3.1	1.70m	8.94m	26.88 w:-1.1	5.25m w:1.4	28.38m	2:33.67
7	Brenna Hargrave	SA	3868	16.85 w:-3.1	1.64m	7.46m	28.88 w:-1.1	5.15m w:1.9	27.43m	2:45.22

**Men Open Decathlon**

	Name	State	Points	100m	LJ	SP	HJ	400m	110mH	DT	PV	JT	1500m
1	Scott Ferrier	VIC	7888	11.05 w:1.8	7.31m w:0.2	14.58m	2.00m	50.41	14.79 w:-2.2	44.61m	4.80m	52.86m	4:41.19
2	Matt McEwen	QLD	7724	10.94 w:1.8	7.00m w:-0.7	13.94m	1.91m	49.25	15.31 w:-2.2	41.94m	4.80m	57.69m	4:41.52
3	Darrel Muzyczka	NSW	7210	11.16 w:0.6	6.87m w:0.0	11.73m	2.03m	49.58	15.46 w:-2.2	36.70m	3.60m	60.19m	4:36.22
4	Kyle McCarthy	QLD	7201	11.55 w:1.8	6.71m w:0.8	12.67m	1.94m	50.19	15.92 w:-0.9	40.31m	4.10m	60.70m	4:36.05
5	Alexander Mason	QLD	6886	11.02 w:1.8	6.33m w:0.3	13.32m	1.94m	50.74	15.50 w:-2.2	34.43m	4.30m	44.75m	4:53.28
6	Rohan Walker	ACT	6836	11.31 w:1.8	6.59m w:-0.1	11.13m	1.88m	49.72	15.86 w:-2.2	35.17m	4.20m	45.86m	4:32.22
7	David O'Toole	TAS	6784	11.53 w:0.6	6.47m w:-0.1	11.75m	1.97m	51.71	16.35 w:-2.2	36.35m	4.00m	51.81m	4:32.92
8	Ashley Howlett	TAS	6688	11.63 w:1.8	6.71m w:0.0	11.97m	1.85m	52.71	16.87 w:-0.9	35.94m	3.90m	56.07m	4:27.92
9	Matthew McDowall	WAIS	6638	11.30 w:0.6	6.37m w:0.0	12.51m	1.88m	53.56	15.76 w:-0.9	36.49m	4.20m	44.94m	4:46.05
10	Scott McLaren	NZL	6412	11.69 w:1.8	6.18m w:2.3	11.32m	1.76m	50.60	16.47 w:-0.9	32.92m	3.70m	57.05m	4:37.47
11	Nick Foley	VIC	6242	11.77 w:0.6	6.19m w:0.7	11.90m	1.76m	53.15	17.06 w:-2.2	36.01m	4.10m	45.64m	4:40.40
12	Anders Black	QLD	6098	11.30 w:1.8	6.61m w:1.9	13.77m	2.00m	52.32	15.62 w:-0.9	29.10m	4.00m	ND	5:08.37
13	James Russell	NSW	6046	11.63 w:0.6	6.38m w:2.8	9.87m	1.82m	52.38	18.51 w:-0.9	33.02m	3.90m	54.97m	4:58.33
14	Vince Anderson	VIC	5896	12.05 w:0.6	6.04m w:0.5	9.65m	1.82m	55.01	17.09 w:-0.9	29.80m	4.20m	48.32m	4:46.54
15	Jason Stevens	SA	5698	12.14 w:0.6	5.41m w:1.1	11.58m	1.76m	53.40	17.28 w:-2.2	34.60m	3.80m	37.58m	4:44.58
16	Cameron Baker	VIC	5357	11.67 w:0.6	5.99m w:3.0	7.53m	1.70m	51.12	18.25 w:-0.9	23.85m	4.10m	36.77m	5:06.40

RESULTS IN 2002

**Men Under 20 Decathlon**

	Name	State	Points	100m	LJ	SP	HJ	400m	110mH	DT	PV	JT	1500m
1	Stephen Cain	VIC	7023	11.18 w:1.8	6.82m w:-0.6	13.79m	1.94m	51.85	15.15 w:-1.0	37.09m	4.00m	48.67m	4:50.90
2	Brent Newdick	NZL	6649	11.35 w:1.8	6.83m w:1.0	13.37m	1.85m	51.54	16.07 w:-1.0	38.45m	3.70m	41.66m	4:48.64
3	Erik Surjan	WA	6479	10.96 w:1.8	6.98m w:1.2	14.13m	2.00m	51.70	15.00 w:-1.0	43.53m	NH	48.81m	5:37.05
4	Sean Broadby	TAS	6229	11.20 w:1.8	6.57m w:1.9	12.79m	1.70m	51.90	16.18 w:-1.0	41.61m	2.70m	47.41m	5:06.01
5	Ben Collette	SA	4651	11.78 w:1.8	6.49m w:1.4	10.04m	1.64m	DQ	17.88 w:-1.0	28.82m	3.60m	35.34m	5:26.70



## IGA Australian Youth Combined Events Championships Santos Stadium, Mile End, South Australia - 22nd-23rd March 2002

### Women Under 18 Heptathlon

	Name	State	Points	100mH	HJ	SP	200m	LJ	JT	800m
1	Chelsea Jaensch	SA	4821	14.23 w:0.5	1.61m	8.78m	26.10 w:-0.8	5.54m w:1.4	34.15m	2:35.69
2	Leanne Spokes	VIC	4537	15.26 w:0.5	1.52m	10.26m	27.00 w:-0.8	5.06m w:0.2	34.92m	2:30.94
3	Alisha Hewett	SA	4140	16.42 w:0.5	1.67m	10.38m	28.90 w:-0.8	4.67m w:0.7	37.04m	2:50.43
4	Katja Nemaric	VIC	4063	16.21 w:0.5	1.49m	9.95m	28.49 w:-0.8	4.77m w:0.3	30.30m	2:32.23
5	Leanna Bishop	QLD	4009	16.42 w:0.5	1.49m	11.67m	27.92 w:-0.8	4.45m w:0.8	27.11m	2:35.87
6	Kylie Montgomery	SA	3982	15.93 w:0.5	1.55m	8.31m	28.08 w:-0.8	4.69m w:1.4	27.45m	2:34.96
7	Jenny Fitzpatrick	QLD	3517	17.91 w:0.5	1.46m	8.57m	28.72 w:-0.8	4.66m w:2.2	31.12m	2:49.96

### Women Under 16 Combined Event

	Name	State	Points	90mH	HJ	SP	200m	LJ	JT	800m
1	Amy Sadler	NSW	4748	14.14 w:1.2	1.46m	8.12m	26.12 w:-2.8	5.40m w:0.9	32.97m	2:20.69
2	Jennifer Coogan	NSW	4599	14.04 w:-1.4	1.46m	9.05m	26.59 w:0.6	5.21m w:0.6	29.39m	2:25.23
3	Nicole Smith	VIC	4337	14.71 w:-1.4	1.52m	7.90m	28.20 w:0.6	5.10m w:1.0	29.55m	2:25.52
4	Lauren Kovacs	NSW	4239	14.05 w:-1.4	1.46m	9.53m	27.12 w:-2.8	5.43m w:+0.0	30.52m	3:04.50
5	Madonna Marsh	QLD	4227	13.93 w:1.2	1.58m	7.89m	28.15 w:-2.8	4.91m w:0.2	25.29m	2:38.22
6	Rebecca Philby	SA	4046	14.09 w:-1.4	1.58m	7.04m	27.72 w:-2.8	4.67m w:0.1	17.24m	2:32.08
7	Kelly Clement	SA	3840	14.61 w:-1.4	1.46m	6.37m	27.96 w:0.6	4.77m w:-0.4	22.41m	2:36.97
8	Aneka Van Damme	VIC	3666	15.56 w:1.2	1.58m	5.96m	28.25 w:-2.8	4.55m w:1.0	19.48m	2:38.92
9	Kristy Forster	SA	3133	15.95 w:1.2	1.31m	7.33m	29.17 w:0.6	4.48m w:0.3	26.83m	3:12.70
10	Ariel Bray	NSW	3081	17.31 w:1.2	1.34m	7.07m	29.82 w:0.6	4.20m w:-0.4	19.33m	2:37.31

### Men Under 18 Combined Event

	Name	State	Points	100m	LJ	SP	HJ	400m	110mH	DT	PV	JT	1500m
1	Jye Fisher	WA	5980	12.12 w:+0.0	6.41m w:1.9	13.84m	1.70m	56.16	15.86 w:0.7	43.18m	3.00m	56.96m	5:44.29
2	Ben Collette	SA	5660	11.80 w:+0.0	6.50m w:2.0	11.40m	1.73m	53.47	17.01 w:0.7	30.00m	3.50m	37.12m	5:10.41
3	Raff Laurins	VIC	5550	12.45 w:+0.0	5.49m w:0.6	17.31m	1.73m	61.17	17.46 w:0.7	52.12m	2.60m	52.62m	6:03.96

### Men Under 16 Combined Event

	Name	State	Points	100mH	SP	HJ	200m	LJ	JT	1500m
1	Benjamin Mumby	QLD	3770	13.83 w:1.1	12.25m	1.73m	25.15 w:-0.8	5.66m w:0.6	38.50m	7:08.24
2	Ryan Gilliman	QLD	3573	14.81 w:1.1	10.34m	1.61m	26.48 w:-0.8	5.44m w:1.3	25.69m	5:05.73
3	Adrian Fleming	VIC	3031	16.17 w:1.1	10.99m	1.64m	25.98 w:-0.8	4.01m w:3.1	35.90m	6:28.29

## Telstra Australian Clubs Championships

### ANZ Stadium, Brisbane, Queensland - 14th April 2002

#### Total Point Scores

Women	1.	University of Queensland (UQ)	QLD	316 points
	2.	Melbourne University (MU)	VIC	292 points
	3.	Hills Athletic Club (Hac)	SA	282 points
	4.	Queensland Pacific (Pac)	QLD	253 points
	5.	Box Hill (Boh)	VIC	236 points
	6.	Sydney Pacific (Spc)	NSW	233 points
Men	1.	University of Queensland (UQ)	QLD	309 points
	2.	Sydney University (SU)	NSW	304 points
	3.	Queensland Pacific (Pac)	QLD	280 points
	4.	Melbourne University (MU)	VIC	270 points
	5.	Box Hill (Boh)	VIC	249 points
	6.	Port Adelaide (PA)	SA	238 points

#### Women

**200 metres A Race:** (w: -2.0) 1. 502 Kleeberg, Melanie, UQ, 24.66; 2. 188 Walsh, Cathalina, Spc, 25.26; 3. 655 Sparrow, Andrea, Hac, 25.89; 4. 468 Beston, Elizabeth, Pac, 26.55; 5. 792 Smith, Nadia, MU, 26.94; 6. 759 Fistric, Michelle, Boh, 28.45.

**200 metres B Race:** (w: -1.5) 1. 498 Harris, Amy, UQ, 24.78; 2. 644 Apostolou, Michelle, Hac, 26.05; 3. 466 Barben, Rowena, Pac, 26.76; 4. 1139 Lincoln-Smith, E, Spc, 26.90; 5. 749 Campbell, Susan, MU, 27.19; 6. 750 Coghill, Sarah, Boh, 29.05.

**400 metres A Race:** 1. 1109 Stanley, Caitlin, Hac, 58.43; 2. 761 Fox, Carolyn, MU, 58.63; 3. 770 Jorgensen, Kerri, Boh, 59.36; 4. 1139 Lincoln-Smith, E, Spc, 59.39; 5. 500 Hynes, Sarah, UQ, 60.60; 6. 540 Wright, Amy, Pac, 61.54.

**400 metres B Race:** 1. 463 Adams, Julia, UQ, 58.62; 2. 468 Beston, Elizabeth, Pac, 59.09; 3. 772 Lewis, Lauren, MU, 60.05; 4. 756 Eddy, Eliza, Boh, 60.71; 5. 646 Davis, Lisa, Hac, 61.34; 6. 1140 Shaimia, S, Spc, 62.31.

**800 metres A/B Race:** 1. 770 Jorgensen, Kerri, Boh, 2:10.66; 2. 746 Braakhuis, Simone, MU, 2:12.24; 3. 465 Atthow, Margaret, Pac, 2:12.77; 4. 486 Dodds, Katrina, UQ, 2:15.57; 5. 657 Turner, Lee-Ann, Hac, 2:16.51; 6. 756 Eddy, Eliza, Boh, 2:16.83; 7. 482 Curtis, Sophie, UQ, 2:17.00; 8. 465 Davis, Lisa, Hac, 2:18.56; 9. 743 Bowen, Dimitra, MU, 2:22.30; 10. 154 Mullins, Skye, Spc, 2:24.19; 11. 1141 Young, J, Spc, 2:27.13; 12. 509 Manson, Bridie, Pac, 2:49.97.

**3000 metres A/B Race:** 1. 746 Braakhuis, Simone, MU, 10:02.38; 2. 1134 Voogt, Ardine, UQ, 10:10.02; 3. 657 Turner, Lee-Ann, Hac, 10:22.47; 4. 1160 Gillham, Alexis, UQ, 10:43.81; 5. 1108 Mudge, Jane, Hac, 10:57.14; 6. 1142 Smith, G, Spc, 11:10.45; 7. 909 Isworth, Bridgid, Boh, 11:27.66; 8. 465 Atthow, Margaret, Pac, 12:06.16; 9. 743 Bowen, Dimitra, MU, 12:13.38; 10. 1121 Takagaki, Tina, Boh, 13:23.37; 11. 509 Manson, Bridie, Pac, 13:50.66.

**200 metres Hurdles A Race:** (w: -0.7) 1. 522 Moss, Melissa, UQ, 29.54; 2. 130 Hage-Mahon, Rhoda, Spc, 29.57; 3. 652 Lodge, Paula, Hac, 30.22; 4. 783 O'Loughlin, Rebecca, MU, 30.25; 5. 759 Fistric, Michelle, Boh, 30.83; 6. 489 Farmer, Anita, Pac, 31.03.

**200 metres Hurdles B Race:** (w: -2.9) 1. 107 Bourke, Rachael, Spc, 30.77; 2. 749 Campbell, Susan, MU, 31.81; 3. 1017 Strow, Hayley, UQ, 31.94; 4. 750 Coghill, Sarah, Boh, 32.47; 5. 1124 Sayers, Erin, Pac, 33.45; 6. 646 Davis, Lisa, Hac, 36.79.

**4x100 metres Relay:** 1. University of Queensland (498 Harris, Amy, 522 Moss, Melissa, 500 Hynes, Sarah, 502 Kleeberg, Melanie), 47.54; 2. Hills Athletic Club 48.17; 3. Melbourne University (792 Smith, Nadia, 772 Lewis, Lauren, 749 Campbell, Susan, 66 Hill, Irie), 49.79; 4. Queensland Pacific (474 Brown, Natalie, 466 Barben, Rowena, 468 Beston, Elizabeth, 540 Wright, Amy), 50.14; 5. Sydney Pacific (1140 Shaimia, S, 188 Walsh, Cathalina, 174 Senior, Danielle, 107 Bourke, Rachael), 50.48; 6. Box Hill (796 Turner, Jessica, 904 Dacy, Rachael, 909 Isworth, Bridgid, 766 Henderson, Narelle), 54.01; Port Adelaide DNS.

**Medley:** 1. University of Queensland (498 Harris, Amy, 502 Kleeberg, Melanie, 500 Hynes, Sarah, 486 Dodds, Katrina), 4:09.91; 2. Queensland Pacific (474 Brown, Natalie, 1124 Sayers, Erin, 468 Beston, Elizabeth, 465 Atthow, Margaret), 4:12.13; 3. Melbourne University (749 Campbell, Susan, 783 O'Loughlin, Rebecca, 772 Lewis, Lauren, 761 Fox, Carolyn), 4:15.52; 4. Box Hill (766 Henderson, Narelle, 756 Eddy, Eliza, 1121 Takagaki, Tina, 770 Jorgensen, Kerri), 4:17.90; 5. Hills Athletic Club 4:19.42; 6. Sydney Pacific (174 Senior, Danielle, 1140 Shaimia, S, 1139 Lincoln-Smith, E, 1142 Smith, G), 4:19.75; Port Adelaide DNS.

**Pole Vault:** 1. 66 Hill, Irie, MU, 3.85m; 2. 702 Young, Wendy, Hac, 3.70m; 3. 755 Ditton, Rosanna, Boh, 3.55m; 4. 763 Georgiou, Cathy, MU, 3.10m; 4. 512 McGowan, Sarsha, UQ, 3.10m; 6. 654 Scoop, Jamie, Hac, 2.80m; 7. 1133 Munn, Kylie, UQ, 2.50m; 7. 1126 Weatherley, Sonia, Pac, 2.50m; 9. 1127 Thompson, Janelle, Pac, 2.20m; 1139 Lincoln-Smith, E, Spc, NH; 796 Turner, Jessica, Boh, NH.

**Long Jump:** 1. 792 Smith, Nadia, MU, 5.92m, w:0.6; 2. 474 Brown, Natalie, Pac, 5.60m, w:-0.3; 3. 644 Apostolou, Michelle, Hac, 5.58m, w:-1.8; 4. 522 Moss, Melissa, UQ, 5.28m, w:-1.9; 5. 107 Bourke, Rachael, Spc, 5.22m, w:-0.4; 6. 1020 Downing, Nicky, Spc, 4.99m, w:-1.0; 7. 66 Hill, Irie, MU, 4.70m, w:-1.5; 8. 1017 Strow, Hayley, UQ, 4.63m, w:-0.6; 9. 659 Young, Tracey, Hac, 4.51m, w:+0.0; 10. 759 Fistric, Michelle, Boh, 4.42m, w:-0.2; 11. 1124 Sayers, Erin, Pac, 4.30m, w:-0.2; 12. 766 Henderson, Narelle, Boh, 4.11m, w:0.4.

## Telstra Australian Clubs Championships ANZ Stadium, Brisbane, Queensland - 14th April 2002 (continued...)

**Shot Put:** 1. 495 Hancock, Stephanie, UQ, 11.39m; 2. 651 Lange, Mary, Hac, 11.10m; 3. 783 O'Loughlin, Rebecca, MU, 11.09m; 4. 542 Zwitjer, Hannah, UQ, 10.23m; 5. 772 Lewis, Lauren, MU, 9.19m; 6. 1141 Young, J, Spc, 8.97m; 7. 1125 McGoldrick, Jessica, Pac, 8.39m; 8. 771 Lawson, Kym, Boh, 8.21m; 9. 1107 McKenzie, Kate, Hac, 8.05m; 10. 174 Senior, Danielle, Spc, 7.83m; 11. 766 Henderson, Narelle, Boh, 7.05m; 12. 537 Ward, Sarah, Pac, 7.03m.

**Javelin Throw:** 1. 495 Hancock, Stephanie, UQ, 47.01m; 2. 542 Zwitjer, Hannah, UQ, 38.16m; 3. 130 Hage-Mahon, Rhoda, Spc, 37.09m; 4. 537 Ward, Sarah, Pac, 36.21m; 5. 174 Senior, Danielle, Spc, 34.87m; 6. 1125 McGoldrick, Jessica, Pac, 30.35m; 7. 1107 McKenzie, Kate, Hac, 28.67m; 8. 783 O'Loughlin, Rebecca, MU, 28.03m; 9. 750 Coghill, Sarah, Boh, 26.87m; 10. 761 Fox, Carolyn, MU, 26.22m; 11. 652 Lodge, Paula, Hac, 24.89m; 12. 771 Lawson, Kym, Boh, 19.19m.

### Men

**100 metres A Race:** (w: -1.4) 1. 461 Wohlsen, Darryl, Pac, 10.76; 2. 576 Farrell, Eugene, UQ, 11.00; 3. 271 Pym, Andrew, SU, 11.02; 4. 706 Jamieson, Brad, PA, 11.10; 5. 944 Williams, Tim, Boh, 11.12; 6. 831 Clarke, James, MU, 11.52.

**100 metres B Race:** (w: -1.5) 1. 898 Zeed, Mohamad, Boh, 11.01; 2. 896 Wiseman, Lee, MU, 11.09; 3. 599 La Rosa, Mario, Pac, 11.12; 4. 709 Sheehy, Keith, PA, 11.27; 5. 548 Batchler, Lee, UQ, 11.32; 6. 335 Murphy, Andrew, SU, 11.53.

**400 metres A Race:** 1. 596 Katter, Marcus, SU, 47.49; 2. 576 Farrell, Eugene, UQ, 47.64; 3. 706 Jamieson, Brad, PA, 48.63; 4. 896 Wiseman, Lee, MU, 48.90; 5. 836 Duke, Marty, Boh, 48.95; 6. 609 McClure, Adam, Pac, 50.60.

**400 metres B Race:** 1. 252 Liddy, Benjamin, SU, 49.43; 2. 560 Caswell, William, Pac, 49.56; 3. 709 Sheehy, Keith, PA, 50.23; 4. 543 Abercromby, Mark, UQ, 50.25; 5. 831 Clarke, James, MU, 50.54; 6. 866 McLeod, Ned, Boh, 52.14.

**800 metres A/B Race:** 1. 590 Hudson, Nicholas, UQ, 1:51.01; 2. 210 Chisholm, Lachlan, SU, 1:51.55; 3. 252 Liddy, Benjamin, SU, 1:51.76; 4. 850 Heron, Tim, Boh, 1:52.52; 5. 571 Elliott, Jackson, Pac, 1:52.74; 6. 630 Silva, Garth, UQ, 1:53.19; 7. 642 Whiting, Michael, Pac, 1:53.22; 8. 677 Kaesler, Keith, PA, 1:57.16; 9. 833 Coull, Morgan, MU, 2:01.02; 10. 872 Olden, Graeme, Boh, 2:01.33; 11. 881 Quin, Daniel, MU, 2:10.78; 12. 675 Hogg, Samuel, PA, 2:11.78.

**3000 metres A/B Race:** 1. 453 Pease, Craig, UQ, 8:42.43; 2. 220 Dhaliwal, Chamkaur, SU, 8:43.87; 3. 215 Croker, Bradley, SU, 8:47.31; 4. 881 Quin, Daniel, MU, 8:49.15; 5. 872 Olden, Graeme, Boh, 8:49.23; 6. 569 Dover, Thomas, UQ, 8:54.31; 7. 642 Whiting, Michael, Pac, 8:58.03; 8. 571 Elliott, Jackson, Pac, 9:38.02; 9. 675 Hogg, Samuel, PA, 10:37.90; 10. 806 Anderson, Vince, MU, 11:54.84; 11. 1118 McWaters, T, PA, 11:57.57; 12. 1122 Stewart, Mark, Boh, 13:50.87.

**200 metres Hurdles A Race:** (w: -1.2) 1. 461 Wohlsen, Darryl, Pac, 23.12; 2. 898 Zeed, Mohamad, Boh, 24.62; 3. 198 Barry, Graeme, SU, 26.60; 4. 879 Pocock, Alex, MU, 26.89; 5. 553 Bock, Damien, UQ, 29.15; 6. 669 Ferreyra, Peter, PA, 30.99.

**200 metres Hurdles B Race:** (w: -0.9) 1. 552 Black, Anders, UQ, 26.70; 2. 866 McLeod, Ned, Boh, 26.85; 3. 890 Stevenson, Matthew, MU, 27.81; 4. 1128 Richardson, Andrew, SU, 28.24; 5. 583 Hanlin, David, Pac, 28.44; 6. 1016 Tohl, Damien, PA, 30.63.

**4x100 metres Relay:** 1. Sydney University (271 Pym, Andrew, 1130 Kougelis, Jason, 1128 Richardson, Andrew, 335 Murphy, Andrew), 42.16; 2. Melbourne University (896 Wiseman, Lee, 833 Coull, Morgan, 890 Stevenson, Matthew, 831 Clarke, James), 42.39; 3. Box Hill (848 Harrison, Lane, 898 Zeed, Mohamad, 866 McLeod, Ned, 944 Williams, Tim), 42.41; 4. Queensland Pacific (568 Davies, Matt, 606 Mansfield, Luke, 461 Wohlsen, Darryl, 575 Evans, Warren), 42.57; 5. University of Queensland (553 Bock, Damien, 552 Black, Anders, 548 Batchler, Lee, 576 Farrell, Eugene), 43.03; 6. Port Adelaide (709 Sheehy, Keith, 321 Byrne, David, 1016 Tohl, Damien, 706 Jamieson, Brad), 44.42.

**Medley:** 1. University of Queensland (548 Batchler, Lee, 576 Farrell, Eugene, 630 Silva, Garth, 590 Hudson, Nicholas), 3:24.12; 2. Sydney University (271 Pym, Andrew, 1130 Kougelis, Jason, 596 Katter, Marcus, 210 Chisholm, Lachlan), 3:24.92; 3. Melbourne University (896 Wiseman, Lee, 831 Clarke, James, 890 Stevenson, Matthew, 833 Coull, Morgan), 3:29.48; 4. Queensland Pacific (461 Wohlsen, Darryl, 599 La Rosa, Mario, 560 Caswell, William, 642 Whiting, Michael), 3:30.19; 5. Box Hill (848 Harrison, Lane, 836 Duke, Marty, 810 Baker, Cameron, 850 Heron, Tim), 3:33.33; 6. Port Adelaide (706 Jamieson, Brad, 321 Byrne, David, 709 Sheehy, Keith, 677 Kaesler, Keith), 3:34.31.

**High Jump:** 1. 1000 Pozzi, Jarrad, MU, 2.15m; 2. 618 O'Connell, Dan, UQ, 1.98m; 3. 879 Pocock, Alex, MU, 1.88m; 3. 1123 Waters, John, Pac, 1.88m; 3. 592 James, David, Pac, 1.88m; 3. 552 Black, Anders, UQ, 1.88m; 3. 708 Safiouline, Marat, PA, 1.88m; 8. 1147 Wiencke, Greg, SU, 1.81m; 8. 1014 Sumpton, Daniel, SU, 1.81m; 10. 667 Errington, Luke, PA, 1.67m; 11. 810 Baker, Cameron, Boh, 1.60m; 12. 850 Heron, Tim, Boh, 1.40m.

**Triple Jump:** 1. 335 Murphy, Andrew, SU, 15.05m, w:-0.1; 2. 1136 Manhoran, Gavin, UQ, 14.56m, w:-0.9; 3. 1014 Sumpton, Daniel, SU, 13.79m, w:0.4; 4. 1000 Pozzi, Jarrad, MU, 13.73m, w:-0.8; 5. 1135 Turner, Ben, UQ, 13.39m, w:-0.5; 6. 890 Stevenson, Matthew, MU, 13.12m, w:-1.7; 7. 592 James, David, Pac, 13.02m, w:-1.9; 8. 898 Zeed, Mohamad, Boh, 12.16m, w:-1.6; 9. 593 James, Yohnathan, Pac, 11.98m, w:-2.7; 10. 848 Harrison, Lane, Boh, 11.49m, w:0.2; 11. 1118 McWaters, T, PA, 9.90m, w:-0.4; 12. 669 Ferreyra, Peter, PA, 9.32m, w:-0.3.

**Shot Put:** 1. 1130 Kougelis, Jason, SU, 13.86m; 2. 594 Jarvis, Andrew, UQ, 12.22m; 3. 575 Evans, Warren, Pac, 12.12m; 4. 610 McEwen, Matt, UQ, 12.01m; 5. 1000 Pozzi, Jarrad, MU, 11.37m; 6. 667 Errington, Luke, PA, 10.84m; 7. 1129 Culbert, David, SU, 10.45m; 8. 830 Cemm, Jamie, MU, 10.18m; 9. 1123 Waters, John, Pac, 9.64m; 10. 321 Byrne, David, PA, 8.24m; 11. 836 Duke, Marty, Boh, 7.76m; 12. 810 Baker, Cameron, Boh, 7.30m.

**Discus Throw:** 1. 575 Evans, Warren, Pac, 44.28m; 2. 594 Jarvis, Andrew, UQ, 42.68m; 3. 610 McEwen, Matt, UQ, 39.01m; 4. 1123 Waters, John, Pac, 38.75m; 5. 667 Errington, Luke, PA, 35.40m; 6. 1000 Pozzi, Jarrad, MU, 35.30m; 7. 1129 Culbert, David, SU, 32.80m; 8. 806 Anderson, Vince, MU, 26.83m; 9. 677 Kaesler, Keith, PA, 25.55m; 10. 1130 Kougelis, Jason, SU, 24.24m; 11. 810 Baker, Cameron, Boh, 23.28m; 12. 1122 Stewart, Mark, Boh, 20.70m.

## IGA Australian Youth Athletics Championships Santos Stadium, Mile End, South Australia - 22nd-24th March 2002

### Women Under 18

**100 metres Heat 1:** (w: 0.5) 1, 17 Clarke, Edwina, NSW, 12.40Q, 2, 29 Glapa, Alison, NSW, 12.41Q, 3, 332 Chivers, Katie, VIC, 12.41Q, 4, 194 King, Naomi, SA, 12.55q, 5, 383 Bozin, Belinda, VIC, 12.69, 6, 353 Kenny, Lucy, VIC, 12.69, 7, 314 Nelson, Sophie, VIC, 12.84, 8, 195 Lewis, Julie, SA, 13.01. **Heat 2:** (w: 1.0) 1, 128 Boyd, Jacinta, QLD, 12.18Q, 2, 14 Bligh, Naomi, NSW, 12.32Q, 3, 73 Williams, Bianca, NSW, 12.44Q, 4, 300 Fietz, Kate, VIC, 12.57q, 5, 213 Smith, Rhiannon, SA, 12.66, 6, 293 Oates, Eliza, VIC, 12.69, 7, 201 Naylor, Maragret, SA, 12.72, 8, 354 Knight, Emma, VIC, 12.76. **Final:** (w: 0.9) 1, 128 Boyd, Jacinta, QLD, 11.99, 2, 29 Glapa, Alison, NSW, 12.22, 3, 73 Williams, Bianca, NSW, 12.23, 4, 17 Clarke, Edwina, NSW, 12.28, 5, 332 Chivers, Katie, VIC, 12.35, 6, 194 King, Naomi, SA, 12.44, 7, 300 Fietz, Kate, VIC, 12.53.

**200 metres Final:** (w: -2.0) 1, 73 Williams, Bianca, NSW, 25.40, 2, 17 Clarke, Edwina, NSW, 25.63, 3, 332 Chivers, Katie, VIC, 25.80, 4, 353 Kenny, Lucy, VIC, 25.96, 5, 300 Fietz, Kate, VIC, 26.14, 6, 352 Ball, Rebecca, VIC, 26.32, 7, 383 Bozin, Belinda, VIC, 26.34.

**400 metres Heat 1:** 1, 318 Crow, Kimberley, VIC, 56.11Q, 2, 44 Lincoln-Smith, Emma, NSW, 57.97Q, 3, 39 Junor, Rebecca, NSW, 58.08Q, 4, 207 Richards, Kelly, SA, 59.33q, 5, 129 Bray, Stevie, QLD, 60.63. **Heat 2:** 1, 49 Millgate, Tara, NSW, 56.42Q, 2, 53 Nicod, Lara, NSW, 57.68Q, 3, 352 Ball, Rebecca, VIC, 58.06Q, 4, 124 Eckert, Jody, NT, 59.33q, 5, 324 Kingston, Elise, VIC, 60.02, 6, 178 Delaine, Tenille, SA, 60.86. **Final:** 1, 318 Crow, Kimberley, VIC, 54.97, 2, 49 Millgate, Tara, NSW, 55.68, 3, 44 Lincoln-Smith, Emma, NSW, 57.00, 4, 53 Nicod, Lara, NSW, 57.03, 5, 39 Junor, Rebecca, NSW, 58.03, 6, 352 Ball, Rebecca, VIC, 58.14, 7, 207 Richards, Kelly, SA, 59.48, 8, 124 Eckert, Jody, NT, 61.56.

**800 metres Heat 1:** 1, 69 Vandenberg, Renee, NSW, 2:16.96Q, 2, 39 Junor, Rebecca, NSW, 2:17.17Q, 3, 4 Smith, Holly, ACT, 2:17.86Q, 4, 346 McKnight, Kaila, VIC, 2:19.39q, 5, 302 Zagato, Amy, VIC, 2:19.51, 6, 283 Wilson, Chloe, TAS, 2:21.26. **Heat 2:** 1, 30 Gozzard, Kate, NSW, 2:17.52Q, 2, 53 Nicod, Lara, NSW, 2:17.71Q, 3, 187 Inglis, Belinda, SA, 2:17.71Q, 4, 40 Kelly, Kirsten, NSW, 2:18.26q, 5, 279 Tatnell, Aimee, TAS, 2:22.45, 6, 325 Klein, Sarah, VIC, 2:23.73. **Final:** 1, 69 Vandenberg, Renee, NSW, 2:10.95, 2, 53 Nicod, Lara, NSW, 2:12.78, 3, 39 Junor, Rebecca, NSW, 2:13.10, 4, 40 Kelly, Kirsten, NSW, 2:14.30, 5, 30 Gozzard, Kate, NSW, 2:15.23, 6, 4 Smith, Holly, ACT, 2:16.91, 7, 187 Inglis, Belinda, SA, 2:18.59, 8, 346 McKnight, Kaila, VIC, 2:28.00.

**1500 metres Final:** 1, 69 Vandenberg, Renee, NSW, 4:45.96, 2, 15 Boyd, Jessica, NSW, 4:46.08, 3, 11 Archbold, Kathryn, NSW, 4:52.11, 4, 4 Smith, Holly, ACT, 4:54.61, 5, 302 Zagato, Amy, VIC, 4:55.45, 6, 58 Polkinghorne, Lucy, NSW, 4:59.13, 7, 278 Smith, Danielle, TAS, 5:22.92, 346 McKnight, Kaila, VIC, DNF.

**3000 metres Final:** 1, 15 Boyd, Jessica, NSW, 10:08.51, 2, 196 Light, Carly, SA, 10:22.32, 3, 11 Archbold, Kathryn, NSW, 10:28.24, 4, 204 Palm, Tara, SA, 10:38.30, 5, 138 Jarrett, Courtney, QLD, 10:55.00, 6, 170 Brooks, Megan, SA, 10:56.70, 7, 185 Holliday, Tanya, SA, 11:01.17, 8, 365 De La Haye, Michelle, VIC, 11:30.26, 9, 373 Lester, Sarah, VIC, 12:26.30.

**3000 metres Walk Final:** 1, 31 Grant, Lisa, NSW, 14:20.15, 2, 42 Knapton, Susan, NSW, 14:44.28, 3, 137 Gough, Peta, QLD, 14:58.51, 4, 34 Heazlewood, Jessica, NSW, 15:12.92, 5, 52 Newall, Laura, NSW, 15:17.91, 6, 37 Jones, Chloe, NSW, 15:20.84, 7, 33 Heazlewood, Brianna, NSW, 15:28.17, 8, 9 Aldis, Christina, NSW, 15:52.34, 9, 419 Jenkins, Tara, VIC, 16:57.28, 10, 209 Roberts, Lisa, SA, 17:49.72, 169 Becker, Yvette, SA, DNF, 26 Ebjer, Vanessa, NSW, DQ.

**100 metres Hurdles Final:** (w: 0.4) 1, 65 Spencer, Lisa, NSW, 13.99, 2, 188 Jaensch, Chelsea, SA, 14.19, 3, 323 Johnstone, Natalie, VIC, 14.65, 4, 72 Wildman, Kylie, NSW, 15.07, 5, 141 McNamara, Sarah, QLD, 15.75, 6, 200 Montgomery, Kylie, SA, 15.82.

**400 metres Hurdles Final:** 1, 49 Millgate, Tara, NSW, 60.72, 2, 46 Macintosh, Kelly, NSW, 63.62, 3, 293 Oates, Eliza, VIC, 66.49, 4, 210 Salamaga, Joanna, SA, 69.21, 5, 63 Samson, Madeline, NSW, 69.83, 6, 371 Platten, Alice, VIC, 71.49, 7, 278 Smith, Danielle, TAS, 72.05, 8, 165 Anderson, Katherine, SA, 73.77.

**2000 metres Steeplechase Final:** 1, 196 Light, Carly, SA, 7:08.83, 2, 11 Archbold, Kathryn, NSW, 7:20.56, 3, 204 Palm, Tara, SA, 7:23.53, 4, 138 Jarrett, Courtney, QLD, 7:25.84, 5, 58 Polkinghorne, Lucy, NSW, 7:35.54, 6, 45 Lower, Cathie, NSW, 7:36.41, 7, 361 Puszka, Stef, VIC, 7:47.06, 8, 365 De La Haye, Michelle, VIC, 7:52.08, 9, 358 Elms, Kylie, VIC, 8:04.61, 10, 59 Radzki, Tara, NSW, 8:17.69, 11, 333 Cook, Samantha, VIC, 8:22.36, 12, 274 Dent, Andrea, TAS, 8:36.01, 13, 25 Ebjer, Charlene, NSW, 8:45.33, 14, 26 Ebjer, Vanessa, NSW, 9:53.76, 15, 37 Jones, Chloe, NSW, 10:02.70, 278 Smith, Danielle, TAS, DNF.

**4x100 metres Relay Final:** 1, VICTORIA 'A' (353 Kenny, Lucy 85, 332 Chivers, Katie 86, 383 Bozin, Belinda 86, 300 Fietz, Kate 85), 47.39, 2, SOUTH AUSTRALIA 'A' (194 King, Naomi 85, 213 Smith, Rhiannon 86, 222 Zanlorenzi, Amanda 86, 210 Salamaga, Joanna 85), 49.13, 3, TASMANIA 'A' (275 Lawrence, Ella 87, 283 Wilson, Chloe 86, 279 Tatnell, Aimee 85, 280 Taylor, Danielle 87), 51.68, NEW SOUTH WALES 'A' (65 Spencer, Lisa 85, 14 Bligh, Naomi 86, 17 Clarke, Edwina 85, 44 Lincoln-Smith, Emma 85), DNF.

**4x400 metres Relay Final:** 1, NEW SOUTH WALES 'A' (53 Nicod, Lara 85, 69 Vandenberg, Renee 85, 44 Lincoln-Smith, Emma 85, 49 Millgate, Tara 85), 3:48.44, 2, VICTORIA 'A' (293 Oates, Eliza 85, 324 Kingston, Elise 86, 352 Ball, Rebecca 85, 318 Crow, Kimberley 85), 3:48.45, 3, SOUTH AUSTRALIA 'A' (165 Anderson, Katherine 86, 207 Richards, Kelly 86, 178 Delaine, Tenille 86, 215 Steiner, Pirrenee 85), 4:01.67, 4, TASMANIA 'A' (278 Smith, Danielle 86, 279 Tatnell, Aimee 85, 280 Taylor, Danielle 87, 283 Wilson, Chloe 86), 4:07.90, 5, QUEENSLAND 'A' (129 Bray, Stevie 86, 138 Jarrett, Courtney 85, 143 Munn, Kylie 86, 141 McNamara, Sarah 85), 4:27.86.

**High Jump Final:** 1, 2 McDonald, Sian, ACT, 1.70m, 2, 345 Vathis, Stephanie, VIC, 1.65m, 2, 133 Drummond, Catherine, QLD, 1.65m, 4, 359 North, Haley, VIC, 1.60m.

## IGA Australian Youth Athletics Championships *(continued...)* Santos Stadium, Mile End, South Australia - 22nd-24th March 2002

**Pole Vault Final:** 1, 217 Tankoski, Jana, SA, 3.85m. 2, 398 Rogers, Katherine, WA, 3.35m. 2, 337 Lynn, Jacinta, VIC, 3.35m. 2, 142 Miroshnichenko, Katrina, QLD, 3.35m. 2, 202 O'Rielly, Danielle, SA, 3.35m. 6, 395 Humphreys, Skye, WA, 3.20m. 6, 139 Lucock, Charmaine, QLD, 3.20m. 6, 211 Scoop, Jamie, SA, 3.20m. 6, 14 Bligh, Naomi, NSW, 3.20m. 10, 400 Vodesli, Tereza, WA, 2.80m. 10, 377 Burton, Sarah, VIC, 2.80m. 10, 143 Munn, Kylie, QLD, 2.80m. 10, 216 Talotta, Sophia, SA, 2.80m. 10, 176 Cundy, Hayley, SA, 2.80m. 10, 396 Parnov, Vicky, WA, 2.80m. 16, 339 Riseley, Sarah, VIC, 2.60m. 16, 366 Holland, Adele, VIC, 2.60m. 18, 394 Greene, Asha, WA, 2.40m. 19, 12 Baldwin, Talitha, NSW, 2.20m.

**Long Jump Final:** 1, 128 Boyd, Jacinta, QLD, 6.02m, w:0.5. 2, 393 Cragan, Crystal, WA, 5.85m, w:1.2. 3, 354 Knight, Emma, VIC, 5.80m, w:0.4. 4, 20 Coulon, Crystelle, NSW, 5.78m, w:1.0. 5, 17 Clarke, Edwina, NSW, 5.71m, w:0.9. 6, 194 King, Naomi, SA, 5.47m, w:0.9. 7, 145 Turner, Alexis, QLD, 5.36m, w:0.7. 8, 124 Eckert, Jody, NT, 5.29m, w:0.7. 9, 369 Scott, Chelsea, VIC, 5.18m, w:0.8.

**Triple Jump Final:** 1, 393 Cragan, Crystal, WA, 12.28m, w:-0.6. 2, 369 Scott, Chelsea, VIC, 12.16m, w:-0.1. 3, 354 Knight, Emma, VIC, 11.82m, w:-0.9. 4, 145 Turner, Alexis, QLD, 11.42m, w:-1.2. 5, 1 Dalton, Liz, ACT, 11.36m, w:-2.4. 6, 124 Eckert, Jody, NT, 11.12m, w:-0.3. 7, 13 Biggs, Courtney, NSW, 11.08m, w:-1.2. 8, 67 Tapscott, Kirsty, NSW, 10.97m, w:0.5.

**Shot Put Final:** 1, 127 Bishop, Leanna, QLD, 12.04m. 2, 54 Papadopoulos, Rebecca, NSW, 11.94m. 3, 50 Mortuliki, Sharmane, NSW, 11.78m. 4, 147 Ward, Renee, QLD, 11.44m. 5, 131 Collier, Samantha, QLD, 11.34m. 6, 22 Craig, Lisa, NSW, 10.90m. 7, 338 Mtandwa, Sarah, VIC, 10.68m. 8, 391 Bettini, Lauren, WA, 10.27m. 9, 281 Van Tienan, Belinda, TAS, 9.73m.

**Discus Throw Final:** 1, 131 Collier, Samantha, QLD, 43.67m. 2, 386 Lyon, Calista, VIC, 41.81m. 3, 50 Mortuliki, Sharmane, NSW, 41.77m. 4, 199 Marshall, Alicia, SA, 41.71m. 5, 127 Bishop, Leanna, QLD, 41.57m. 6, 57 Petrovic, Erin, NSW, 38.65m. 7, 147 Ward, Renee, QLD, 37.42m. 8, 183 Heilmann, Tina, SA, 37.05m. 9, 391 Bettini, Lauren, WA, 36.56m. 10, 41 Kendall, Megan, NSW, 35.17m. 11, 22 Craig, Lisa, NSW, 31.03m. 12, 326 Stewart, Stacey, VIC, 30.50m.

**Hammer Throw Final:** 1, 392 Brown, Alexis, WA, 45.91m. 2, 57 Petrovic, Erin, NSW, 43.34m. 3, 276 Millington, Anita, TAS, 41.33m. 4, 41 Kendall, Megan, NSW, 39.13m. 5, 399 Schneider, Erin, WA, 38.79m. 6, 281 Van Tienan, Belinda, TAS, 35.91m. 7, 130 Burrow, Nicole, QLD, 34.73m. 8, 175 Cremer, Rachel, SA, 34.71m. 9, 355 Smith, Jemma, VIC, 33.61m. 10, 338 Mtandwa, Sarah, VIC, 33.18m. 11, 190 Johnke, Cathy, SA, 31.69m. 12, 19 Cornell, Kate, NSW, 31.46m. 134 Fawson, Nicola, QLD, ND.

**Javelin Throw Final:** 1, 56 Pelbart, Zoe, NSW, 43.20m. 2, 199 Marshall, Alicia, SA, 42.42m. 3, 57 Petrovic, Erin, NSW, 40.16m. 4, 54 Papadopoulos, Rebecca, NSW, 37.23m. 5, 148 Ward, Sarah, QLD, 37.06m. 6, 220 Wedd, Katie, SA, 35.55m. 7, 386 Lyon, Calista, VIC, 34.16m. 8, 502 Staples, Sharron, SA, 33.13m. 9, 281 Van Tienan, Belinda, TAS, 29.38m.

**Heptathlon Final:** 1, Jaensch, Chelsea #188, SA, 4821. 2, Spokes, Leanne #331, VIC, 4537. 3, Hewett, Alisha #184, SA, 4140. 4, Nemaric, Katja #347, VIC, 4063. 5, Bishop, Leanna #127, QLD, 4009. 6, Montgomery, Kylie #200, SA, 3982. 7, Fitzpatrick, Jenny #135, QLD, 3517.

### Women Under 16

**100 metres Final:** (w: -0.4) 1, 219 Van Der Merwe, Chani, SA, 12.33. 2, 357 Crockford, Liana, VIC, 12.45. 3, 189 Jaensch, Courtney, SA, 12.52. 4, 3 Pritchard, Jessie, ACT, 12.61. 5, 416 Jeffries, Kree, NSW, 12.79. 6, 275 Lawrence, Ella, TAS, 13.05.

**200 metres Final:** (w: 0.9) 1, 219 Van Der Merwe, Chani, SA, 25.34. 2, 18 Coogan, Jennifer, NSW, 25.59. 2, 357 Crockford, Liana, VIC, 25.59. 4, 3 Pritchard, Jessie, ACT, 25.61. 5, 214 Stanley, Caitlin, SA, 25.69.

**400 metres Final:** 1, 35 Hoebergen, Jaimee-Lee, NSW, 56.03. 2, 344 Angel, Cara, VIC, 57.10. 3, 214 Stanley, Caitlin, SA, 57.56. 4, 208 Robb, Katherine, SA, 57.77. 5, 24 Doorey, Jessica, NSW, 58.74. 6, 62 Salmon, Sarah, NSW, 59.28. 7, 280 Taylor, Danielle, TAS, 59.46.

**800 metres Heat 1:** 1, 64 Simpson, Brooke, NSW, 2:17.87Q. 2, 28 Gavric, Jessica, NSW, 2:18.49Q. 3, 171 Budreika, Melanie, SA, 2:19.13Q. 4, 182 Graham, Paige, SA, 2:20.80. 5, 378 Daniel, Ashleigh, VIC, 2:22.16. 6, 280 Taylor, Danielle, TAS, 2:22.65. 7, 367 Jefferies, Kirby, VIC, 2:25.18.

**Heat 2:** 1, 301 Tomlinson, Hayley, VIC, 2:16.58Q. 2, 344 Angel, Cara, VIC, 2:18.43Q. 3, 24 Doorey, Jessica, NSW, 2:18.87Q. 4, 372 Hall, Sarah, VIC, 2:19.22q. 5, 51 Nevin, Tarin, NSW, 2:20.48q. 6, 387 O'Dwyer, Caitlin, VIC, 2:20.88. 7, 71 Walsh, Emma, NSW, 2:26.06. **Final:** 1, 64 Simpson, Brooke, NSW, 2:08.91. 2, 301 Tomlinson, Hayley, VIC, 2:13.38. 3, 344 Angel, Cara, VIC, 2:17.13. 4, 24 Doorey, Jessica, NSW, 2:19.49. 5, 28 Gavric, Jessica, NSW, 2:20.30. 6, 372 Hall, Sarah, VIC, 2:20.89. 7, 171 Budreika, Melanie, SA, 2:21.82. 8, 51 Nevin, Tarin, NSW, 2:27.44.

**1500 metres Final:** 1, 64 Simpson, Brooke, NSW, 4:25.34. 2, 301 Tomlinson, Hayley, VIC, 4:31.40. 3, 36 Johnson, Emily, NSW, 4:39.94. 4, 136 Giffillan, Ashlea, QLD, 4:50.40. 5, 372 Hall, Sarah, VIC, 4:52.32. 6, 387 O'Dwyer, Caitlin, VIC, 4:53.32. 7, 367 Jefferies, Kirby, VIC, 4:57.26.

**3000 metres Final:** 1, 301 Tomlinson, Hayley, VIC, 10:09.73. 2, 36 Johnson, Emily, NSW, 10:17.07. 3, 206 Piantadosi, Lee, SA, 10:47.46. 4, 172 Burgess, Alison, SA, 10:54.44. 5, 367 Jefferies, Kirby, VIC, 10:58.65. 6, 60 Rathborne, Sara, NSW, 11:03.56. 7, 387 O'Dwyer, Caitlin, VIC, 11:05.67. 8, 71 Walsh, Emma, NSW, 11:11.64. 9, 170 Brooks, Megan, SA, 11:12.78. 10, 48 McFadden, Rachael, NSW, 11:29.78. 11, 132 Daley, Anita, QLD, 11:44.19. 192 Kaidonis, Sophia, SA, DNF. 191 Kaidonis, Georgia, SA, DNF. 136 Giffillan, Ashlea, QLD, DNF.

**1500 metres Walk Final:** 1, 42 Knapton, Susan, NSW, 6:56.42. 2, 34 Heazlewood, Jessica, NSW, 6:57.72. 3, 185 Holliday, Tanya, SA, 7:18.03. 4, 10 Alldis, Fiona, NSW, 7:24.83. 5, 311 Boddy, Tyne, VIC, 8:13.41. 6, 413 Cole, Tara, VIC, 8:19.47.

**90 metres Hurdles Final:** (w: 0.7) 1, 298 Dempsey, Carolyn, VIC, 13.42. 2, 368 McPherson, Sascha, VIC, 13.85. 3, 43 Kovacs, Lauren, NSW, 13.89. 4, 177 De Bellis, Nadia, SA, 13.94. 5, 140 Marsh, Madonna, QLD, 13.97. 6, 174 Clement, Kelly, SA, 15.05.

**200 metres Hurdles Final:** (w: 1.1) 1, 368 McPherson, Sascha, VIC, 30.30. 2, 322 Evans, Eleanor, VIC, 31.77. 3, 47 Marczan, Vanessa, NSW, 32.05. 4, 62 Salmon, Sarah, NSW, 32.11.

**2000 metres Steeplechase Final:** 1, 172 Burgess, Alison, SA, 7:06.92. 2, 191 Kaidonis, Georgia, SA, 7:13.81. 3, 192 Kaidonis, Sophia, SA, 7:21.33. 4, 374 Mullens, Peta, VIC, 7:36.13. 5, 27 Fox, Jamiee-Lee, NSW, 7:47.90. 6, 48 McFadden, Rachael, NSW, 7:53.01. 7, 379 Depetro, Natasha, VIC, 7:55.76. 8, 38 Junor, Elise, NSW, 8:07.26.

**4x100 metres Relay Final:** 1, SOUTH AUSTRALIA 'A' (189 Jaensch, Courtney 87, 214 Stanley, Caitlin 87, 219 Van Der Merwe, Chani 87, 168 Baudinette, Emma 87), 48.65. 2, VICTORIA 'A' (368 McPherson, Sascha 87, 321 Edwards, Chloe 88, 322 Evans, Eleanor 87, 357 Crockford, Liana 87), 49.88. 3, NEW SOUTH WALES 'A' (67 Tapscott, Kirsty 87, 35 Hoebergen, Jaimee-Lee 88, 18 Coogan, Jennifer 87, 43 Kovacs, Lauren 87), 54.40.

**4x400 metres Relay Final:** 1, NEW SOUTH WALES 'A' (24 Doorey, Jessica 87, 64 Simpson, Brooke 87, 61 Sadler, Amy 88, 35 Hoebergen, Jaimee-Lee 88), 3:56.84. 2, SOUTH AUSTRALIA 'A' (208 Robb, Katherine 88, 205 Philby, Rebecca 87, 171 Budreika, Melanie 88, 214 Stanley, Caitlin 87), 4:00.11. 3, VICTORIA 'A' (345 Vathis, Stephanie 88, 378 Daniel, Ashleigh 87, 322 Evans, Eleanor 87, 344 Angel, Cara 88), 4:01.32. 4, QUEENSLAND 'A' (140 Marsh, Madonna 87, 133 Drummond, Catherine 87, 139 Lucock, Charmaine 87, 132 Daley, Anita 87), 4:42.14.

**High Jump Final:** 1, 345 Vathis, Stephanie, VIC, 1.71m. 1, 133 Drummond, Catherine, QLD, 1.71m. 1, 364 Alderton, Hannah, VIC, 1.71m. 4, 208 Robb, Katherine, SA, 1.64m. 4, 370 Young, Erin, VIC, 1.64m. 6, 292 Marks, Sara, VIC, 1.60m. 6, 203 Olsen, Kimberley, SA, 1.60m.

**Pole Vault Final:** 1, 139 Lucock, Charmaine, QLD, 3.55m. 2, 211 Scroop, Jamie, SA, 3.30m. 3, 202 O'Rielly, Danielle, SA, 3.10m. 4, 396 Parnov, Vicky, WA, 3.00m. 4, 400 Vodesil, Tereza, WA, 3.00m. 6, 339 Riseley, Sarah, VIC, 2.80m. 6, 63 Samson, Madeline, NSW, 2.80m. 6, 176 Cundy, Hayley, SA, 2.80m. 6, 366 Holland, Adele, VIC, 2.80m. 10, 216 Talotta, Sophia, SA, 2.70m. 11, 394 Greene, Asha, WA, 2.40m. 11, 68 Tyler, Madelaine, NSW, 2.40m. 11, 397 Riches, Jasmine, WA, 2.40m.

**Long Jump Final:** 1, 321 Edwards, Chloe, VIC, 5.63m, w:4.2. 2, 43 Kovacs, Lauren, NSW, 5.50m, w:3.1. 3, 3 Pritchard, Jessie, ACT, 5.39m, w:1.4. 4, 67 Tapscott, Kirsty, NSW, 5.27m, w:2.3. 5, 205 Philby, Rebecca, SA, 5.22m, w:0.4. 6, 189 Jaensch, Courtney, SA, 5.03m, w:3.9. 7, 292 Marks, Sara, VIC, 4.84m, w:0.9.

**Triple Jump Final:** 1, 67 Tapscott, Kirsty, NSW, 11.13m, w:-0.2. 2, 3 Pritchard, Jessie, ACT, 10.98m, w:0.7. 3, 205 Philby, Rebecca, SA, 10.89m, w:2.0. 4, 322 Evans, Eleanor, VIC, 10.10m, w:1.3.

**Shot Put Final:** 1, 50 Mortuliki, Sharmane, NSW, 11.71m. 2, 338 Mtandwa, Sarah, VIC, 10.43m. 3, 146 Volling-Geog, Danielle, QLD, 9.41m. 4, 181 Galic, Kristy-Lee, SA, 9.38m. 5, 130 Burow, Nicole, QLD, 8.86m.

**Discus Throw Final:** 1, 50 Mortuliki, Sharmane, NSW, 42.71m. 2, 183 Heilmann, Tina, SA, 37.88m. 3, 181 Galic, Kristy-Lee, SA, 37.66m. 4, 175 Cremer, Rachel, SA, 34.46m. 5, 326 Stewart, Stacey, VIC, 34.31m. 6, 146 Volling-Geog, Danielle, QLD, 34.20m. 7, 338 Mtandwa, Sarah, VIC, 32.56m.

**Hammer Throw Final:** 1, 130 Burow, Nicole, QLD, 36.96m. 2, 338 Mtandwa, Sarah, VIC, 34.57m. 3, 19 Cornell, Kate, NSW, 33.12m. 4, 175 Cremer, Rachel, SA, 32.38m. 5, 134 Fawson, Nicola, QLD, 32.14m.

**Javelin Throw Final:** 1, 56 Pelbart, Zoe, NSW, 39.20m. 2, 183 Heilmann, Tina, SA, 38.49m. 3, 134 Fawson, Nicola, QLD, 32.91m. 4, 144 Plunkett, Fiona, QLD, 32.38m. 5, 63 Samson, Madeline, NSW, 31.34m. 6, 310 Carr, Kathleen, VIC, 29.77m. 7, 212 Smith, Jaimi, SA, 26.12m.

**Combined Event Final:** 1, Sadler, Amy #61, NSW, 4748. 2, Coogan, Jennifer #18, NSW, 4599. 3, Smith, Nicole #356, VIC, 4337. 4, Kovacs, Lauren #43, NSW, 4239. 5, Marsh, Madonna #140, QLD, 4227. 6, Philby, Rebecca #205, SA, 4046. 7, Clement, Kelly #174, SA, 3840. 8, Van Damme, Aneka #327, VIC, 3666. 9, Forster, Kristy #180, SA, 3133. 10, Bray, Ariel #16, NSW, 3081.

## Men Under 18

**100 metres Final:** (w: 0.9) 1, 382 Williamson, Tom, VIC, 10.99. 2, 109 Robinson, Brett, NSW, 11.04. 3, 101 Marks, Robert, NSW, 11.05. 4, 291 Stickler, Paul, NSW, 11.07. 5, 95 Jhavery, Andrew, NSW, 11.11. 6, 295 Mott, Adrian, VIC, 11.12. 7, 154 Finegan, Gary, QLD, 11.15. 8, 100 Lynch, Matt, NSW, 11.47. 9, 224 Ahladas, Seymour, SA, 11.52. 10, 376 Roberts, James, VIC, 11.53.

**200 metres Final:** (w: 0.5) 1, 119 Thornell, John, NSW, 22.03. 2, 382 Williamson, Tom, VIC, 22.23. 3, 295 Mott, Adrian, VIC, 22.38. 4, 109 Robinson, Brett, NSW, 22.51. 4, 95 Jhavery, Andrew, NSW, 22.51. 6, 154 Finegan, Gary, QLD, 22.91. 7, 101 Marks, Robert, NSW, 23.25. 8, 97 Le Breux, Westley, NSW, 23.60.

## IGA Australian Youth Athletics Championships *(continued...)* Santos Stadium, Mile End, South Australia - 22nd-24th March 2002

**400 metres Heat 1:** 1, 94 Jeffries, Gavin, NSW, 50.46Q. 2, 307 Saunders, Michael, VIC, 50.63Q. 3, 258 Msomi, Victor, SA, 50.73Q. 4, 407 Marlow, Matt, WA, 51.19q. 5, 305 McLeod, Ned, VIC, 51.20q. 6, 232 Cleland, Michael, SA, 51.97. **Heat 2:** 1, 382 Williamson, Tom, VIC, 49.46Q. 2, 336 Wroe, Sean, VIC, 50.90Q. 3, 234 Deegan, Matthew, SA, 51.27Q. 4, 362 Wallace, Luke, VIC, 51.39. 5, 97 Le Breux, Westley, NSW, 51.91. **Final:** 1, 382 Williamson, Tom, VIC, 48.63. 2, 336 Wroe, Sean, VIC, 49.01. 3, 94 Jeffries, Gavin, NSW, 50.07. 4, 234 Deegan, Matthew, SA, 50.33. 5, 258 Msomi, Victor, SA, 50.50. 6, 407 Marlow, Matt, WA, 51.53. 7, 305 McLeod, Ned, VIC, 54.91.

**800 metres Final:** 1, 315 Mahon, Tyson, VIC, 1:55.89. 2, 307 Saunders, Michael, VIC, 1:57.42. 3, 115 Simpson, Troy, NSW, 1:57.56. 4, 362 Wallace, Luke, VIC, 1:57.68. 5, 287 Edgley, Joe, TAS, 2:01.55.

**1500 metres Final:** 1, 315 Mahon, Tyson, VIC, 4:01.11. 2, 388 Huffer, Dean, VIC, 4:03.40. 3, 115 Simpson, Troy, NSW, 4:05.51. 4, 107 Poppett, Jared, NSW, 4:11.72.

**3000 metres Final:** 1, 388 Huffer, Dean, VIC, 8:58.05. 2, 248 Killmier, Robert, SA, 8:59.71. 3, 335 Woodman, Brendan, VIC, 9:06.40. 4, 107 Poppett, Jared, NSW, 9:14.50. 5, 304 Clark, Daniel, VIC, 9:19.47. 6, 334 Walker, Cameron, VIC, 9:20.26. 7, 249 Knowles, Craig, SA, 9:22.84. 8, 319 Ellis, Sam, VIC, 9:29.82. 9, 410 Snowdon, Stephen, WA, 10:00.18.

**3000 metres Walk Final:** 1, 414 Archer, Shaun, ACT, 13:32.24. 2, 111 Rutter, Adam, NSW, 13:54.88. 3, 406 Jessen, Ryan, WA, 14:07.68. 4, 86 Fitzgerald, Luke, NSW, 14:10.77. 5, 312 Barnes, Jamie, VIC, 14:41.60. 6, 240 Harris, Matt, SA, 16:09.66. 7, 272 Wolszczak, Greg, SA, 16:32.01.

**110 metres Hurdles Heat 1:** (w: 0.8) 1, 291 Stickler, Paul, NSW, 14.08Q. 2, 360 Sullivan, Thomas, VIC, 14.45Q. 3, 114 Simon, Issac, NSW, 15.40Q. 4, 245 James, Asher, SA, 15.52. 5, 110 Roff, James, NSW, 15.74. 6, 100 Lynch, Matt, NSW, 15.91. 7, 375 Pollard, Tim, VIC, 15.92. **Heat 2:** (w: 1.1) 1, 104 Merlino, Justin, NSW, 14.46Q. 2, 74 Barakat, Christopher, NSW, 14.71Q. 3, 305 McLeod, Ned, VIC, 14.93Q. 4, 407 Marlow, Matt, WA, 15.17q. 5, 229 Broniecki, Matthew, SA, 15.43q. **Final:** (w: 1.1) 1, 291 Stickler, Paul, NSW, 13.77. 2, 360 Sullivan, Thomas, VIC, 14.09. 3, 74 Barakat, Christopher, NSW, 14.30. 4, 305 McLeod, Ned, VIC, 14.33. 5, 104 Merlino, Justin, NSW, 14.36. 6, 229 Broniecki, Matthew, SA, 15.66. 7, 407 Marlow, Matt, WA, 15.70.

**400 metres Hurdles Final:** 1, 163 Webb, Joshua, QLD, 54.59. 2, 305 McLeod, Ned, VIC, 54.68. 3, 407 Marlow, Matt, WA, 55.19. 4, 363 Phillips, Justin, VIC, 57.69. 5, 245 James, Asher, SA, 57.89. 6, 110 Roff, James, NSW, 58.56. 253 Mader, Sam, SA, DQ.

**2000 metres Steeplechase Final:** 1, 249 Knowles, Craig, SA, 6:14.83. 2, 105 Morgan, Anthony, NSW, 6:20.59. 3, 335 Woodman, Brendan, VIC, 6:20.85. 4, 267 Spry, Simon, SA, 6:20.90. 5, 334 Walker, Cameron, VIC, 6:28.87. 6, 107 Poppett, Jared, NSW, 6:39.13. 7, 410 Snowdon, Stephen, WA, 6:47.44. 350 Wallace, Paul, VIC, DNF.

**4x100 metres Relay Final:** 1, NEW SOUTH WALES 'A' (109 Robinson, Brett 86, 119 Thornell, John 85, 101 Marks, Robert 86, 291 Stickler, Paul 85), 42.19. 2, VICTORIA 'A' (376 Roberts, James 85, 305 McLeod, Ned 85, 382 Williamson, Tom 85, 360 Sullivan, Thomas 85), 43.64. 3, QUEENSLAND 'A' (157 Kupfer, Bruce 85, 154 Finegan, Gary 85, 156 Hobson, Sean 85, 163 Webb, Joshua 85), 44.27. 4, SOUTH AUSTRALIA 'A' (224 Ahladas, Seymour 85, 245 James, Asher 85, 232 Cleland, Michael 86, 258 Msomi, Victor 85), 44.58. 5, TASMANIA 'A' (289 Mace, Gavin 87, 290 Vaessen, Luke 87, 287 Edgley, Joe 86, 286 Coleman, Patrick 85), 46.67.

**4x400 metres Relay Final:** 1, VICTORIA 'A' (362 Wallace, Luke 85, 305 McLeod, Ned 85, 336 Wroe, Sean 85, 382 Williamson, Tom 85), 3:24.02. 2, NEW SOUTH WALES 'A' (94 Jeffries, Gavin 85, 291 Stickler, Paul 85, 97 Le Breux, Westley 85, 95 Jhavery, Andrew 85), 3:25.50. 3, SOUTH AUSTRALIA 'A' (258 Msomi, Victor 85, 232 Cleland, Michael 86, 246 Jones, Alwyn 85, 253 Mader, Sam 85), 3:28.10. 4, TASMANIA 'A' (287 Edgley, Joe 86, 289 Mace, Gavin 87, 288 Lynch, Sam 87, 290 Vaessen, Luke 87), 3:48.77.

**High Jump Final:** 1, 120 Watson, James, NSW, 2.14m. 2, 96 Lawton, Daniel, NSW, 2.05m. 3, 119 Thornell, John, NSW, 2.02m. 3, 118 Solden, Gerard, NSW, 2.02m. 5, 156 Hobson, Sean, QLD, 1.99m. 6, 402 Das Gupta, Nathan, WA, 1.95m. 7, 157 Kupfer, Bruce, QLD, 1.90m. 8, 256 Morgan, Will, SA, 1.85m.

**Pole Vault Final:** 1, 306 Pocklington, Joel, VIC, 4.40m. 2, 375 Pollard, Tim, VIC, 4.30m. 3, 264 Simons, Anthony, SA, 3.85m. 4, 501 Gerrard, Alex, SA, 3.50m.

**Long Jump Final:** 1, 119 Thornell, John, NSW, 7.54m, w:-0.1. 2, 246 Jones, Alwyn, SA, 6.84m, w:+0.0. 3, 157 Kupfer, Bruce, QLD, 6.78m, w:-0.3. 4, 286 Coleman, Patrick, TAS, 6.77m, w:-0.3. 5, 114 Simon, Issac, NSW, 6.70m, w:+0.0. 6, 74 Barakat, Christopher, NSW, 6.59m, w:-0.2. 7, 418 Rabone, Adam, VIC, 6.35m, w:+0.0. 8, 307 Saunders, Michael, VIC, 6.23m, w:+0.0. 9, 76 Boulet, Darren, NSW, 5.79m, w:+0.0.

**Triple Jump Final:** 1, 246 Jones, Alwyn, SA, 14.68m, w:-1.2. 2, 286 Coleman, Patrick, TAS, 14.51m, w:-0.4. 3, 93 Howard, Mark, NSW, 13.95m, w:-0.3. 4, 76 Boulet, Darren, NSW, 13.95m, w:-0.7. 5, 96 Lawton, Daniel, NSW, 13.36m, w:+0.0. 6, 157 Kupfer, Bruce, QLD, 13.25m, w:-0.3. 7, 271 Toon, Aaron, SA, 12.97m, w:-0.8. 8, 404 Fisher, Jye, WA, 12.89m, w:-0.4. 9, 123 Wynn, Jonathon, NSW, 12.80m, w:+0.0. 10, 418 Rabone, Adam, VIC, 12.60m, w:-0.6.

**Shot Put Final:** 1, 389 Laurins, Raff, VIC, 17.55m. 2, 85 Edwards, Rohan, NSW, 17.35m. 3, 263 Rowell, Sam, SA, 15.53m. 4, 117 Smith-O'Neill, Greg, NSW, 14.38m. 5, 99 Lowe, Brad, NSW, 13.97m.



**Discus Throw Final:** 1, 389 Laurins, Raff, VIC, 57.07m. 2, 85 Edwards, Rohan, NSW, 49.94m. 3, 150 Burow, Tim, QLD, 47.05m. 4, 252 Lowe, Matthew, SA, 46.32m. 5, 263 Rowell, Sam, SA, 43.09m. 6, 404 Fisher, Jye, WA, 42.11m.

**Hammer Throw Final:** 1, 85 Edwards, Rohan, NSW, 61.55m. 2, 268 Stevens, Jarrod, SA, 60.04m. 3, 150 Burow, Tim, QLD, 52.91m. 4, 92 Hobbs, Trent, NSW, 48.59m. 5, 389 Laurins, Raff, VIC, 47.64m. 6, 263 Rowell, Sam, SA, 45.74m. 7, 99 Lowe, Brad, NSW, 44.82m.

**Javelin Throw Final:** 1, 150 Burow, Tim, QLD, 60.33m. 2, 162 Small, Greg, QLD, 59.50m. 3, 82 Crump, Aaron, NSW, 58.26m. 4, 389 Laurins, Raff, VIC, 56.85m. 5, 340 Brown, Graeme, VIC, 55.57m. 6, 123 Wynn, Jonathon, NSW, 54.55m. 7, 401 Brock, William, WA, 54.31m. 8, 263 Rowell, Sam, SA, 52.42m. 9, 402 Das Gupta, Nathan, WA, 46.90m.

**Combined Event Final:** 1, Fisher, Jye #404, WA, 5980. 2, Collette, Ben #233, SA, 5660. 3, Laurins, Raff #389, VIC, 5550. DNF Brown, Graeme #340, VIC.

## Men Under 16

**100 metres Final:** (w: 1.2) 1, 385 Spencer, Robert, VIC, 11.14. 2, 102 Martin, Owen, NSW, 11.23. 3, 329 Costanzo, Christopher, VIC, 11.29. 4, 230 Burt, Sam, SA, 11.60. 5, 294 Madden, Ben, VIC, 11.72. 6, 80 Cocks, Jeremy, NSW, 11.82. 7, 269 Stewart, Thomas, SA, 11.87.

**200 metres Final:** (w: 0.5) 1, 385 Spencer, Robert, VIC, 22.45. 2, 102 Martin, Owen, NSW, 22.50. 3, 329 Costanzo, Christopher, VIC, 22.50. 4, 81 Cook, Kurt, NSW, 23.42. 5, 294 Madden, Ben, VIC, 23.83. 6, 98 Long, Matthew, NSW, 23.98. 7, 80 Cocks, Jeremy, NSW, 24.23.

**400 metres Final:** 1, 108 Renshaw, Lachlan, NSW, 51.59. 2, 81 Cook, Kurt, NSW, 52.86. 3, 152 Evans, Justin, QLD, 53.13. 4, 236 Franklin, Shane, SA, 53.48. 5, 381 Hargreaves, Christopher, VIC, 54.76. 6, 308 Sims, Benjamin, VIC, 55.28.

**800 metres Final:** 1, 108 Renshaw, Lachlan, NSW, 1:59.87. 2, 384 Keenan, Michael, VIC, 2:01.49. 3, 261 Rogers, Ben, SA, 2:02.69. 4, 8 Thomlinson, Scott, ACT, 2:05.07. 5, 288 Lynch, Sam, TAS, 2:07.22. 6, 5 Glasson, Brys, ACT, 2:07.91. 7, 308 Sims, Benjamin, VIC, 2:09.79. 8, 239 Hargans, Phillip, SA, 2:12.18. 9, 289 Mace, Gavin, TAS, 2:13.25.

**1500 metres Final:** 1, 316 Rowe, Brenton, VIC, 4:10.83. 2, 103 Matthews, James, NSW, 4:11.95. 3, 285 Butt, Hayden, TAS, 4:14.16. 4, 330 Frey, Dane, VIC, 4:15.51. 5, 409 Patterson, Aaron, WA, 4:20.32. 6, 384 Keenan, Michael, VIC, 4:29.91.

**3000 metres Final:** 1, 316 Rowe, Brenton, VIC, 9:18.45. 2, 103 Matthews, James, NSW, 9:20.64. 3, 409 Patterson, Aaron, WA, 9:22.04. 4, 285 Butt, Hayden, TAS, 9:38.38. 5, 78 Byrnes, Duane, NSW, 9:41.32. 6, 390 Popplestone, Tyson, VIC, 10:03.11. 7, 266 Sobhanian, Poya, SA, 10:07.94. 8, 405 Govus, Andrew, WA, 10:08.93. 9, 303 Bourke, Nick, VIC, 10:43.46. 10, 7 Southgate, James, ACT, 10:52.96.

**1500 metres Walk Final:** 1, 406 Jessen, Ryan, WA, 6:37.75. 2, 86 Fitzgerald, Luke, NSW, 6:40.21. 3, 296 Fawkes, Leigh, VIC, 6:41.80. 4, 240 Harris, Matt, SA, 7:28.50. 5, 272 Wolszczak, Greg, SA, 7:38.80. 6, 83 De Wit, Dan, NSW, 8:02.31.

**100 metres Hurdles Heat 1:** (w: 1.1) 1, 159 Mumby, Benjamin, QLD, 13.72Q. 2, 91 Hewett, Karl, NSW, 13.79Q. 3, 89 Hall, Jesse, NSW, 13.92Q. 4, 228 Baumeister, James, SA, 14.06q. 5, 411 Stacey, Nicholas, WA, 14.44q. 6, 349 Moffat, Brendan, VIC, 14.83. 7, 106 Murray, James, NSW, 15.31. **Heat 2:** (w: 0.8) 1, 116 Slezak, Adam, NSW, 13.94Q. 2, 290 Vaessen, Luke, TAS, 14.37Q. 3, 309 Zeed, Imran, VIC, 14.44Q. 4, 75 Barakat, Matthew, NSW, 14.51. 5, 151 Button, Michael, QLD, 14.96. 6, 6 Grimmond, Daniel, ACT, 20.13. 98 Long, Matthew, NSW, DQ. **Final:** (w: 0.5) 1, 159 Mumby, Benjamin, QLD, 13.64. 2, 91 Hewett, Karl, NSW, 13.77. 3, 116 Slezak, Adam, NSW, 13.85. 4, 89 Hall, Jesse, NSW, 13.89. 5, 290 Vaessen, Luke, TAS, 13.96. 6, 228 Baumeister, James, SA, 14.11. 7, 309 Zeed, Imran, VIC, 14.33. 8, 411 Stacey, Nicholas, WA, 14.34.

**200 metres Hurdles Heat 1:** (w: 1.3) 1, 98 Long, Matthew, NSW, 26.79Q. 2, 228 Baumeister, James, SA, 27.08Q. 3, 159 Mumby, Benjamin, QLD, 27.35Q. 4, 89 Hall, Jesse, NSW, 27.65q. 5, 116 Slezak, Adam, NSW, 28.39q. 6, 309 Zeed, Imran, VIC, 28.49. 7, 158 McKenzie, Kurt, QLD, 29.65. 8, 151 Button, Michael, QLD, 30.06. 6 Grimmond, Daniel, ACT, DQ. **Heat 2:** (w: -0.9) 1, 290 Vaessen, Luke, TAS, 27.52Q. 2, 88 Gregoriou, Peter, NSW, 27.95Q. 3, 106 Murray, James, NSW, 29.14Q. 4, 250 Liensavanh, Anouvang, SA, 29.67. 5, 341 Philip, Josh, VIC, 30.25. 6, 155 Gillman, Ryan, QLD, 31.02. 7, 75 Barakat, Matthew, NSW, 45.28. **Final:** (w: 0.4) 1, 98 Long, Matthew, NSW, 26.15. 2, 228 Baumeister, James, SA, 26.46. 3, 159 Mumby, Benjamin, QLD, 26.56. 4, 290 Vaessen, Luke, TAS, 26.82. 5, 88 Gregoriou, Peter, NSW, 27.28. 6, 89 Hall, Jesse, NSW, 27.34. 7, 116 Slezak, Adam, NSW, 28.33. 8, 106 Murray, James, NSW, 28.65.

**2000 metres Steeplechase Final:** 1, 103 Matthews, James, NSW, 6:09.96. 2, 78 Byrnes, Duane, NSW, 6:19.62. 3, 330 Frey, Dane, VIC, 6:21.17. 4, 261 Rogers, Ben, SA, 6:26.58. 5, 8 Thomlinson, Scott, ACT, 6:30.56. 6, 351 Doolan, Phillip, VIC, 6:34.59. 7, 348 Hogan, Brock, VIC, 6:34.73. 8, 285 Butt, Hayden, TAS, 6:34.75. 9, 288 Lynch, Sam, TAS, 6:47.08. 10, 266 Sobhanian, Poya, SA, 6:50.30. 11, 77 Brown, David, NSW, 6:55.52. 12, 226 Bartlett, Daniel, SA, 6:56.11. 13, 405 Govus, Andrew, WA, 6:56.68. 14, 303 Bourke, Nick, VIC, 7:07.23. 15, 79 Cini, Trent, NSW, 7:08.18. 16, 380 Camilleri, Christopher, VIC, 7:12.73. 17, 251 Light, John, SA, 7:32.47.

**4x100 metres Relay Final:** 1, VICTORIA 'A' (381 Hargreaves, Christopher 87, 385 Spencer, Robert 87, 294 Madden, Ben 87, 329 Costanzo, Christopher 87), 44.17. 2, NEW SOUTH WALES 'A' (106 Murray, James 87, 102 Martin, Owen 87, 108 Renshaw, Lachlan 87, 81 Cook, Kurt 87), 44.93. 3, SOUTH AUSTRALIA 'A' (255 Modra, Bradley 87, 230 Burt, Sam 88, 269 Stewart, Thomas 87, 227 Bateman, Todd 88), 45.89. 4, TASMANIA 'A' (289 Mace, Gavin 87, 290 Vaessen, Luke 87, 285 Butt, Hayden 87, 288 Lynch, Sam 87), 49.61.



## IGA Australian Youth Athletics Championships *(continued...)* Santos Stadium, Mile End, South Australia - 22nd-24th March 2002

**4x400 metres Relay Final:** 1, SOUTH AUSTRALIA 'A' (239 Hargans, Phillip 87, 261 Rogers, Ben 87, 250 Liensavanh, Anouvong 87, 236 Franklin, Shane 87), 3:37.53. 2, VICTORIA 'A' (329 Costanzo, Christopher 87, 384 Keenan, Michael 87, 381 Hargreaves, Christopher 87, 308 Sims, Benjamin 87), 3:38.78. 3, NEW SOUTH WALES 'A' (81 Cook, Kurt 87, 106 Murray, James 87, 102 Martin, Owen 87, 108 Renshaw, Lachlan 87), 3:40.49. 4, QUEENSLAND 'A' (159 Mumby, Benjamin 87, 152 Evans, Justin 88, 151 Button, Michael 87, 158 McKenzie, Kurt 87), 3:57.26.

**High Jump Final:** 1, 161 Roffey, Nate, QLD, 1.96m. 2, 112 Schilling, Paul, NSW, 1.84m. 3, 403 Devenish, Luke, WA, 1.80m. 3, 125 Abala, Braedon, NT, 1.80m. 3, 122 Wood, Dean, NSW, 1.80m. 6, 238 Giatrakos, Sam, SA, 1.75m.

**Pole Vault Final:** 1, 264 Simons, Anthony, SA, 3.60m. 2, 260 Newbold, Kieran, SA, 3.25m. 3, 270 Thomas, Richard, SA, 2.93m.

**Long Jump Final:** 1, 91 Hewett, Karl, NSW, 6.20m, w:3.1. 2, 290 Vaessen, Luke, TAS, 6.13m, w:2.0. 3, 126 Chin, Cameron, NT, 6.08m, w:1.2. 4, 408 Meekin, Wally, WA, 5.98m, w:3.7. 5, 255 Modra, Bradley, SA, 5.49m, w:1.6. 6, 343 Willits, Ryan, VIC, 5.39m, w:0.8. 98 Long, Matthew, NSW, ND, w:NW1.

**Triple Jump Final:** 1, 342 Senadheera, Randika, VIC, 13.15m, w:0.1. 2, 98 Long, Matthew, NSW, 13.07m, w:-0.9. 3, 408 Meekin, Wally, WA, 12.83m, w:0.1. 4, 122 Wood, Dean, NSW, 12.34m, w:-0.2. 5, 403 Devenish, Luke, WA, 11.59m, w:-0.8. 6, 250 Liensavanh, Anouvong, SA, 11.18m, w:0.1. 7, 254 McWaters, Timothy, SA, 10.54m, w:-0.4.

**Shot Put Final:** 1, 153 Fawson, Toby, QLD, 15.57m. 2, 80 Cocks, Jeremy, NSW, 15.17m. 3, 343 Willits, Ryan, VIC, 14.60m. 4, 121 Wood, Arion, NSW, 14.30m. 5, 341 Philip, Josh, VIC, 14.29m. 6, 231 Calvert, Leighton, SA, 12.99m.

**Discus Throw Final:** 1, 381 Hargreaves, Christopher, VIC, 60.00m. 2, 121 Wood, Arion, NSW, 53.52m. 3, 149 Arnold, Daniel, QLD, 52.31m. 4, 153 Fawson, Toby, QLD, 50.57m. 5, 343 Willits, Ryan, VIC, 50.51m. 6, 244 Jacobs, Brendan, SA, 49.30m. 7, 341 Philip, Josh, VIC, 46.28m. 8, 231 Calvert, Leighton, SA, 40.15m.

**Hammer Throw Final:** 1, 341 Philip, Josh, VIC, 46.77m. 2, 244 Jacobs, Brendan, SA, 45.05m. 3, 262 Rowell, Matthew, SA, 43.65m. 4, 381 Hargreaves, Christopher, VIC, 42.08m. 5, 121 Wood, Arion, NSW, 40.82m. 6, 231 Calvert, Leighton, SA, 39.85m. 7, 343 Willits, Ryan, VIC, 37.97m.

**Javelin Throw Final:** 1, 161 Roffey, Nate, QLD, 59.83m. 2, 153 Fawson, Toby, QLD, 53.28m. 3, 87 Fowler, Jay, NSW, 50.71m. 4, 80 Cocks, Jeremy, NSW, 50.67m. 5, 381 Hargreaves, Christopher, VIC, 48.93m. 6, 328 Costanzo, Ashley, VIC, 36.49m.

**Combined Event Final:** 1, Mumby, Benjamin #159, QLD, 3770. 2, Gilliman, Ryan #155, QLD, 3573. 3, Fleming, Adrian #297, VIC, 3031.

### IGA YOUTH ATHLETES OF THE MEET AWARDS 2002

Stuart Rendell Award	<b>James Watson NSW</b>	Men Under 18 High Jump 2.14m
Bronwyn Thompson Award	<b>Jana Tankosic SA</b>	Women Under 18 Pole Vault 3.85m

## Telstra A-series - Canberra, IAAF Permit meet, AIS Athletic Track Bruce, Australian Capital Territory, 8th February 2002

### Women

**100 metres Heat 1:** (w:1.7) 1. Sharon Cripps, QAS 11.52; 2. Caro Hunt, NZL 11.70; 3. Bindee Goon Chew, QLD 11.73; 4. Minda Slomka, NSW 11.80; 5. Rachael Jackson, NSW 11.91; 6. Katarina Dressler, VIS 11.94; 7. Kylie Reed, WA 12.35; 8. Crystal Lewis, NSW 12.54. **Heat 2:** (w:1.9) 1. Jodi Lambert, WAIS 11.54; 2. Gloria Kemasuode, NSW 11.59; 3. Ely Hutton, VIC 11.65; 4. Nicole Apps, NSW 11.92; 5. Amy Harris, QLD 11.98; 6. Kristie-Lee Casey, NSW 12.00; 7. Michelle Dalrymple, NSW 12.24; 8. Vanessa Isaacs, NSW 12.41. **Heat 3:** (w:2.2) 1. Lauren Hewitt, VIS 11.39; 2. Sarah Mullan, NSW 11.63; 3. Rebecca Sadler, QLD 11.79; 4. Anne Deller, VIC 11.91; 5. Fiona Cullen, QAS 11.92; 6. Ebony Cope, WA 11.93; 7. Merryn Aldridge, NSW 12.12. **Final:** (w:0.5) 1. Lauren Hewitt, VIS 11.33; 2. Sharon Cripps, QAS 11.45; 3. Gloria Kemasuode, NSW 11.55; 4. Jodi Lambert, WAIS 11.60; 5. Sarah Mullan, NSW 11.68; 6. Caro Hunt, NZL 11.69; 7. Ely Hutton, VIC 11.72; 8. Bindee Goon Chew, QLD 11.81.

**100 metres Ambulant** 1. Lisa Llorens, AIS 13.06 w:1.5; 2. Sharon Rackham, AIS 13.80 w:1.5; 3. Lisa McIntosh, VIS 14.04 w:1.5; 4. Meaghan Starr, NSWIS 14.27 w:1.5; 5. Katrina Webb, SASI 14.48 w:1.5; 6. Eowin Osborne, ACT 15.27 w:1.5.

**200 metres** 1. Lauren Hewitt, VIS 22.78 w:2.4; 2. Sharon Cripps, QAS 23.22 w:2.4; 3. Jodi Lambert, WAIS 23.59 w:2.4; 4. Katarina Dressler, VIS 23.71 w:2.4; 5. Sarah Mullan, NSW 23.89 w:2.4; 6. Caro Hunt, NZL 23.95 w:2.4; 7. Rebecca Sadler, QLD 24.18 w:2.4.

**200 metres Masters** 1. Kerry Boden, ACT 28.59 w:1.7; 2. Margaret Taylor, ACT 28.83 w:1.7; 3. Vicki Matthews, ACT 28.84 w:1.7; 4. Ellen Lloyd, ACT 29.32 w:1.7; 5. Maureen Rossiter, ACT 30.22 w:1.7; 6. Sharon Gibbons, ACT 30.62 w:1.7; 7. Alice Scott, ACT 33.26 w:1.7.

**800 metres** 1. Tamsyn Lewis, VIS 2:03.06; 2. Adrienne McIvor, QLD 2:04.36; 3. Susan Andrews, WAIS 2:05.32; 4. Libby Allen, VIC 2:06.58; 5. Kate McMaster, NSW 2:10.10; 6. Lisa Corrigan, NSWIS 2:11.68; 7. Debbie King, NSW 2:11.87; 8. Marnie Ponton, ACTAS 2:15.11; 9. Caitlin Willis, QLD 2:17.54.

**1500 metres** 1. Melissa Rollison, QAS 4:13.61; 2. Benita Willis, ACT 4:14.17; 3. Georgina Clarke, VIS 4:16.20; 4. Sarah Jamieson, VIS 4:16.47; 5. Suzy Walsham, NSW 4:16.86; 6. Emily Morris, NSW 4:18.75; 7. Anna Thompson, TAS 4:25.67; 8. Natalie Harvey, VIS 4:28.78; 9. Serena Gibbs, VIC 4:31.23; 10. Haley McGregor, VIC 4:34.00; 11. Erin Hargrave, NSWIS 4:36.08; 12. Leanne Laajoki, ACT 4:37.33; Sara Salmon, ACT DNF; Suzie Rhydderch, NSW DNF; Debbie Savage, NSW DNF.

**100 metres Hurdles** 1. Jacquie Munro, NSWIS 13.24 w:1.6; 2. Fiona Cullen, QAS 13.30 w:1.6; 3. Georgina Power, VIC 13.91 w:1.6; 4. Andrea Miller, NZL 13.95 w:1.6; 5. Simone Purvis, VIC 14.02 w:1.6; 6. Clare Thompson, VIS 14.04 w:1.6; 7. Sherryll Morrow, VIC 14.11 w:1.6; 8. Sarah Dosen, VIS 14.22 w:1.6.

**400 metres Hurdles** 1. Kimberley Crow, VIS 59.08; 2. Emily Allen, VIC 61.10; 3. Annie Cahill, NSW 64.31.

**High Jump** 1. Petrina Price, NSWIS 1.84m; 2. Casey Narrier, WAIS 1.82m; 3. Kylie Wheeler, WAIS 1.73m; 4. Mandy Heath, NSWIS 1.73m; 5. Gabrielle Conroy, NSW 1.73m; 5. Karen Dickson, WAIS 1.73m; 7. Alexandra Church, NSWIS 1.70m; 8. Jane Jamieson, NSWIS 1.70m.

**Pole Vault** 1. Tatiana Grigorieva, SASI 4.40m; 2. Kym Howe, WAIS 4.35m; 3. Bridgid Isworth, VIS 4.20m; 4. Rachael Dacy, VIS 4.10m; 5. Rosanna Ditton, VIC 4.00m.

**Long Jump** 1. Bronwyn Thompson, QAS 6.62m w:0.7; 2. Nicole Boegman, AIS 6.56m w:2.5; 3. Chantal Brunner, NZL 6.43m w:-0.8; 4. Shermin Oksuz, WAIS 6.15m w:0.8; 5. Sharon Sutherland, WAIS 6.08m w:0.0; 6. Kym Burns, VIC 6.00m w:1.3.

**Shot Put** 1. Michelle Haage, NSWIS 15.67m; 2. Tania Lutton, NZL 14.68m; 3. Belinda Johnson, NSWIS 13.64m; 4. Jane Jamieson, NSWIS 13.30m; 5. Rebecca Neilsen, VIC 13.23m; 6. Mandy Heath, NSWIS 12.73m; 7. Kylie Wheeler, WAIS 11.33m; 8. Virginia Moresi, NSW 11.30m.

**Discus Throw** 1. Beatrice Faumuina, NZL 63.70m; 2. Alison Lever, QLD 58.38m; 3. Monique Nasca, QLD 56.65m; 4. Debbie Pickersgill, QAS 49.07m; 5. Christy Thiel, NSW 45.44m; 6. Rhiannon Rae, NSW 44.87m; 7. Sharyn Dickson, NSW 40.56m.

### Men

**100 metres Heat 1:** (w:0.8) 1. Scott Richardson, NSWIS 10.58; 2. Tim Williams, VIS 10.60; 3. Darryl Wohlsen, QLD 10.61; 4. Scott Wells, ACT 10.75; 5. Craig Sconce, ACT 10.81; 6. Mario La Rosa, QLD 11.38. **Heat 2:** (w:2.9) 1. Everton Evelyn, NSW 10.41; 2. David Baxter, VIC 10.55; 3. Rajeev Balakrishnan, IND 10.59; 4. Ambrose Ezenwa, NSW 10.60; 5. Jamie Barnes, QLD 10.64; 6. Michael Budlender, VIC 10.84; 7. Keiran Noonan, NSWIS 11.87. **Heat 3:** (w:2.9) 1. Patrick Johnson, AIS 10.39; 2. Nigel Biggs, WA 10.68; 3. Brad McNichol, NSW 10.88; 4. James Clarke, VIC 10.89; 5. Andrew Hopper, NSW 10.92; 6. Jeremy Dixon, NZL 10.93; 7. Robert Mullard, NSW 11.01. **Heat 4:** (w:1.9) 1. Paul Di Bella, QAS 10.33; 2. Adam Miller, NSWIS 10.41; 3. Adam Basil, VIC 10.48; 4. Kane Watson, WAIS 10.55; 5. Shem Hollands, NSW 10.56; 6. Bruce Robin, NSW 10.76; 7. Ross Smith, NSW 10.88. **Final:** (w:-0.4) 1. Everton Evelyn, NSW 10.31; 2. Paul Di Bella, QAS 10.43; 3. Adam Miller, NSWIS 10.48; 4. Scott Richardson, NSWIS 10.53; 5. David Baxter, VIC 10.55; 6. Patrick Mullard, NSW 10.55; 7. Adam Basil, VIC 10.62; 8. Kane Watson, WAIS 10.73. **B Race:** 1. Rajeev Balakrishnan, IND 10.68 w:1.6; 2. Shem Hollands, NSW 10.71 w:1.6; 3. Ambrose Ezenwa, NSW 10.71 w:1.6; 4. Jamie Barnes, QLD 10.72 w:1.6; 5. Scott Wells, ACT 10.76 w:1.6; 6. Tim Williams, VIS 10.77 w:1.6; 7. Nigel Biggs, WA 10.96 w:1.6.

**100 metres Ambulant** 1. Tim Matthews, VIS 11.12 w:2.9; 2. Andrew Newell, SASI 11.27 w:2.9; 3. Heath Francis, SASI 11.40 w:2.9; 4. Neil Fuller, AIS 11.73 w:2.9; 5. Tim Sullivan, VIS 11.80 w:2.9; 6. Paul Benz, SA 12.54 w:2.9; 7. Darren Thrupp, QAS 12.55 w:2.9; 8. Don Elgin, VIS 12.75 w:2.9.

## Telstra A-series - Canberra, IAAF Permit meet, AIS Athletic Track Bruce, Australian Capital Territory, 8th February 2002 (continued...)

**100 metres Wheelchair** 1. Geoff Trappett, QAS 14.45 w:1.5; 2. Hadji Lahmar, GBR 15.44 w:1.5; 3. John Lindsay, VIS 15.45 w:1.5; 4. Richard Nicholson, ACT 15.49 w:1.5; 5. Richard Colman, VIC 16.09 w:1.5; 6. Grant Buckley, NSW 17.25 w:1.5; 7. Bryan Stiffl, WA 17.27 w:1.5.

**200 metres** 1. David Baxter, VIS 21.11 w:1.4; 2. Paul Di Bella, QAS 21.18 w:1.4; 3. David Flowers, VIS 21.26 w:1.4; 4. Patrick Johnson, AIS 21.28 w:1.4; 5. Darryl Wohlson, QLD 21.44 w:1.4; Adam Basil, VIC DQ w:NWI.

**200 metres Masters** 1. Craig Edwards, ACT 25.78 w:-1.8; 2. Dion Dewow, ACT 26.31 w:-1.8; 3. Col Farlow, ACT 26.52 w:-1.8; 4. Geoff Sims, ACT 26.63 w:-1.8; 5. Garry Maher, ACT 26.92 w:-1.8; 6. Bernard Lauwaert, ACT 28.10 w:-1.8; 7. Ray Bramwell, ACT 31.83 w:-1.8.

**400 metres** 1. Paul Pearce, VIC 46.23; 2. Alvin Harrison, USA 46.28; 3. Clinton Hill, NSWIS 46.52; 4. Patrick Dwyer, NSWIS 46.66; 5. David Geddes, NSW 46.90; 6. Michael Rehardt, QLD 46.97; 7. Casey Vincent, VIS 47.24; 8. Mark Ormrod, SASI 47.81.

**800 metres** 1. Todd MacDonald, NSW 1:50.41; 2. Garth Silva, QLD 1:51.16; 3. Michael Barwick, NSW 1:51.66; 4. Johl Storey, NSW 1:51.77; 5. Benjamin Liddy, NSW 1:52.15; 6. Daniel MacDonald, NSW 1:52.47; 7. David Kehoe, QLD 1:55.47; Frazer Dowling, NSWIS DNF B Race: 1. William Devjak, NSW 1:54.28; 2. Neil Brennan, VIC 1:54.47; 3. Mark Maslen, ACT 1:54.85; 4. Nicholas Bromley, NSW 1:55.18; 5. Sam Burke, NSW 1:55.69; 6. Cameron Morrissey, NSW 1:57.26; 7. Raf Baugh, WA 1:57.47; Darien Williams, ACT DNF.

**800 metres Wheelchair** 1. Pierre Fairbank, FRA 1:42.54; 2. Frederic Periac, VIC 1:45.51; 3. Richard Colman, VIC 1:48.61; 4. Paul Nunnari, NSWIS 1:50.20; 5. Richard Nicholson, ACT 1:55.99; 6. Grant Buckley, NSW 2:03.46; Geoff Trappett, QAS DNF; Kurt Fearnley, NSWIS DQ.

**1500 metres** 1. Craig Mottram, VIS 3:41.37; 2. Youcef Abdi, NSWIS 3:42.57; 3. Andrew O'Neil, NSW 3:45.97; 4. Michael Hane, SA 3:47.80; 5. Simon Field, VIC 3:49.22; 6. Zachariah Ashkanasy, QLD 3:49.43; 7. Alistair Stevenson, QLD 3:50.11; 8. Mark Thompson, VIC 3:51.38; 9. Philo Saunders, ACT 3:51.39; 10. Reto Schwengeler, SUI 3:53.41; 11. Brett Cartwright, AIS 3:53.83; 12. Nicholas Hudson, QLD 3:54.06; 13. Mark Gorski, VIC 3:57.99; 14. Cory Tucker, ACT 4:04.46; Sam Fragomini, QLD DNF; Lachlan Chisolm, NSW DNF.

**110 metres Hurdles** 1. Shi Dongpeng, CHI 13.99 w:0.9; 2. Timothy Ewen, VIC 14.15 w:0.9; 3. Stuart Anderson, QAS 14.33 w:0.9; 4. Nfa-Dehynde Forster-Jones, VIS 14.35 w:0.9; 5. Gregory Eyears, NSW 14.53 w:0.9; 6. Andrew Cameron, QLD 14.58 w:0.9; 7. Graeme Barry, NSW 15.56 w:0.9; 8. Colin Browne, NSW 15.81 w:0.9.

**400 metres Hurdles** 1. Matt Beckenham, AIS 50.80; 2. Blair Young, QLD 51.40; 3. Peter Bate, VIS 51.45; 4. Brendan Cole, VIS 51.93; 5. Peter Ladd, VIC 53.68; 6. Elliot Wood, NSWIS 54.13; 7. Joshua Hewitt, NSW 54.36; Rohan Robinson, AIS DQ.

**3000 metres Steeplechase** 1. Martin Dent, ACT 8:48.14; 2. Peter Nowill, QLD 8:57.43; 3. Scott McTaggart, ACT 9:00.27; 4. Richard Jeremiah, VIS 9:02.88; 5. Jeffrey Hunt, NSW 9:06.31; 6. Brian Livingston, ACT 9:41.38.

**Pole Vault** 1. Alex Miroshenichenko, RUS 5.40m; 2. Viktor Chistiakov, SASI 5.40m; 3. Pascal Couturier, ACT 5.10m; Timothy Steven, VIC NH; Paul Burgess, WAIS NH.

**Long Jump** 1. Timothy Parravicini, AIS 7.76m w:0.7; 2. Huang Le, CHI 7.73m w:1.6; 3. John Thornell, NSWIS 7.70m w:0.4; 4. Nabil Adamou, VIS 7.66m w:1.6; 5. Fabrice Lapierre, NSWIS 7.52m w:1.2; 6. Leigh Stuart, VIC 7.35m w:0.2; 7. Matt Gardiner, QLD 7.14m w:1.0; 8. Darren Thrupp, QAS 5.83m w:1.0.

**Triple Jump** 1. Andrew Murphy, NSWIS 16.77m w:0.5; 2. Jacob McReynolds, NSW 16.46m w:0.2; 3. Tim Barnes, NSW 15.89m w:1.9; 4. Michael Perry, NSW 15.64m w:2.7; 5. Peter Parsons, NSW 15.38m w:1.5; 6. Greg Wiencke, NSW 15.09m w:3.1; 7. Thomas Cholemsky, CZE 14.98m w:1.2.

**Shot Put** 1. Justin Anlezark, QAS 19.48m; 2. Scott Martin, NSWIS 18.29m; 3. Rhys Jones, AIS 17.95m; 4. Clay Cross, NSW 17.94m; 5. Aaron Neighbour, VIS 17.62m; 6. Stuart Gyngell, NSW 17.54m; 7. John Minns, VIC 16.91m; 8. Christopher Gaviglio, QLD 16.83m; 9. Murray Goldfinch, AIS 13.03m.

**Discus Throw** 1. Ben Harradine, NSW 57.41m; 2. Aaron Neighbour, VIS 56.45m; 3. Christopher Gaviglio, QLD 54.53m; 4. Graham Hicks, TIS 53.60m; 5. Scott Martin, NSWIS 53.25m; 6. Matthew Brown, VIC 53.11m; 7. Daniel Vanek, SVK 52.39m; 8. Tim Driesen, VIS 52.09m; 9. Damian Burroughs, AIS 40.97m; 10. Shayne Allen, NSW 39.97m.

**Hammer Throw** 1. Stuart Rendell, AIS 77.68m; 2. Aaron Fish, AIS 71.09m; 3. Justin McDonald, VIC 64.47m; 4. Michael Gusbeth, VIS 60.11m; 5. Tim Driesen, VIS 59.31m; 6. Mark Dickson, NSW 52.15m.

**Javelin Throw** 1. Andrew Currey, NSWIS 85.69m; 2. William Hamlyn-Harris, NSW 79.52m; 3. Daniel Kratzmann, QAS 75.55m; 4. Andrew Hall, WAIS 72.09m; 5. Oliver Dziubak, WAIS 71.75m; 6. Nicholas Bennett, NSW 69.96m; 7. Aaron Cooke, NSW 60.57m.

**10000 metres Walk** 1. Nathan Deakes, AIS 38:44.87; 2. Luke Adams, AIS 40:46.32; 3. Darren Bown, AIS 41:08.84; 4. Duane Cousins, VIS 42:31.05; 5. Liam Murphy, AIS 43:03.37; 6. Scott Holloway, WA 43:35.95; 7. Jared Tallent, VIS 43:36.03; 8. Frank Bertei, VIC 45:27.53; 9. Sahun Archer, ACT 48:51.34; 10. Robert Osborne, NSW 52:17.14; Troy Sundstrom, NSWIS DNF; Daniel Thorne, NSW DNF.

**Mixed 5000 metres Wheelchair** 1. Pierre Fairbank, FRA 11:04.23; 2. Kurt Fearnley, NSWIS 11:04.53; 3. Frederic Periac, VIC 11:57.70; 4. Louise Sauvage, NSWIS 13:18.56; 5. Grant Buckley, NSW 13:18.81; 6. Eliza Stankovich, NSW 14:12.07; 7. Angie Ballard, AIS 14:20.44; Paul Nunnari, NSWIS DNF.

**Mixed Shot Put Seated** 1. Sam Clark, WA 10.27m; 2. Hamish MacDonald, AIS 10.25m; 3. Terry Giddy, NSWIS 10.08m; 4. Stephen Eaton, QAS 9.49m; 5. Bruce Wallrodt, WAIS 8.94m; 6. Bryan Stiffl, WA 8.91m; 7. Lynda Holt, WA 6.53m; 8. Claire Summersgill, NSW 3.07m.

## Telstra A-series - Campbelltown, Campbelltown Athletic Centre New South Wales, 10th February 2002

### Women

**100 metres Ambulant** 1. Lisa Llorens, AIS 13.17 w:0.5; 2. Sharon Rackham, AIS 13.82 w:0.5; 3. Meaghan Starr, NSWIS 14.10 w:0.5; 4. Lisa McIntosh, VIS 14.17 w:0.5; 5. Annabelle Williams, NSW 14.79 w:0.5; 6. Amanda Fraser, ACTAS 17.12 w:0.5; 7. Sara Riggler, NSW 18.21 w:0.5; Jenni Bryce, ACT DNF.

**200 metres Heat 1:** (w:0.9) 1. Lauren Hewitt, VIS 23.80; 2. Mindy Slomka, NSW 24.18; 3. Bindee Goon Chew, QLD 24.26; 4. Ebony Cope, WA 24.35; 5. Kristie-Lee Casey, NSW 24.94; 6. Michelle Dalrymple, NSW 24.98; 7. Annabelle Smith, NSWIS 25.47. **Heat 2:** (w:2.6) 1. Sharon Cripps, QAS 23.61; 2. Jodie Lambert, WAIS 23.83; 3. Sarah Mullan, NSW 24.10; 4. Merryn Aldridge, NSW 24.15; 5. Kylie Wheeler, WAIS 24.57; 6. Kimberley Parkes, NSW 25.04; 7. Keatyn Windley, NSW 25.26. **Final:** (w:-1.1) 1. Lauren Hewitt, VIS 23.30; 2. Sharon Cripps, QAS 23.68; 3. Jodie Lambert, WAIS 24.07; 4. Sarah Mullan, NSW 24.18; 5. Mindy Slomka, NSW 24.35; 6. Merryn Aldridge, NSW 24.57; 7. Bindee Goon Chew, QLD 24.66; 8. Ebony Cope, WA 24.93.

**200 metres Masters** 1. Gianna Mogentale, NSW 26.07 w:1.9; 2. Marie Kay, NSW 26.81 w:1.9; 3. Christine Shamia, NSW 27.06 w:1.9; 4. Stacey Quitzau, NSW 27.60 w:1.9; 5. Lynette Smith, NSW 28.45 w:1.9; 6. Janet McCulloch, NSW 28.84 w:1.9; 7. Marge Allison, NSW 30.07 w:1.9; 8. Kay Smythe, NSW 30.08 w:1.9.

**400 metres** 1. Jane Arnott, NZL 52.49; 2. Katarina Dressler, VIS 52.66; 3. Rebecca Wardell, NZL 53.08; 4. Amber Menzies, NSW 53.22; 5. Rosemary Hayward, NSWIS 53.35; 6. Rebecca Sadler, QLD 54.26; Jana Pittman, AIS DQ.

**800 metres** 1. Adrienne McIvor, QLD 2:03.92; 2. Suzy Walsham, NSW 2:04.73; 3. Libby Allen, VIC 2:05.00; 4. Melissa Rollison, QAS 2:06.22; 5. Emily Morris, NSW 2:07.69; 6. Kate McMaster, NSW 2:09.97; 7. Erin Hargrave, NSWIS 2:10.40; 8. Caitlin Willis, QLD 2:20.47.

**5000 metres** 1. Benita Johnson, AIS 15:49.00; 2. Anna Thompson, VIC 16:10.16; 3. Belinda Martin, NSW 16:45.76; 4. Elizabeth Miller, NSW 17:08.40; 5. Sarah Salmon, ACT 17:10.51; 6. Serena Gibbs, VIC 17:31.83; Melinda Bernecker, VIC DNF.

**100 metres Hurdles** 1. Fiona Cullen, QAS 13.28 w:0.6; 2. Jacquie Munro, NSWIS 13.30 w:0.6; 3. Simone Purvis, VIC 13.88 w:0.6; 4. Clare Thompson, VIS 14.13 w:0.6; 5. Sherryl Morrow, VIC 14.14 w:0.6; 6. Andrea Miller, NZL 14.32 w:0.6; 7. Sarah Dosen, VIS 14.50 w:0.6.

**400 metres Hurdles** 1. Nicola Kidd, NZL 58.61; 2. Emily Allen, VIC 61.35; 3. Tara Milgate, NSW 61.80; 4. Kate Huxtable, NSW 62.97; 5. Kelly Young, NSW 63.01; 6. Kimberley Crowe, VIS 63.39; 7. Annie Cahill, NSW 63.42; 8. Lisa Spencer, NSW 66.70.

**High Jump** 1. Petrina Price, NSWIS 1.82m; 2. Alex Church, NSW 1.79m; 3. Karen Dickson, WAIS 1.79m; 4. Clare Thompson, VIS 1.71m; 4. Sherryl Morrow, VIC 1.71m; 6. Mandy Heath, NSWIS 1.71m; Jane Millington, VIC NH.

**Pole Vault** 1. Rosanna Diton, NSW 4.10m; 2. Rachael Dacy, VIS 4.10m; 3. Irie Hill, VIC 3.80m; 4. Erryn Boxall, WA 3.70m; Bridgid Isworth, VIS NH.

**Long Jump** 1. Chantal Brunner, NZL 6.67m w:3.5; 2. Bronwyn Thompson, QAS 6.64m w:4.8; 3. Nicole Boegman, AIS 6.50m w:4.1; 4. Sharon Sutherland, WAIS 6.41m w:3.1; 5. Shermin Oksuz, WAIS 6.33m w:0.6; 6. Kylie Wheeler, WAIS 6.14m w:3.2; 7. Sarah Dosen, VIS 5.66m w:2.7; 8. Kylie Reed, WAIS 5.61m w:3.0.

**Shot Put** 1. Michelle Haage, NSW 16.11m; 2. Tania Lutton, NZL 15.03m; 3. Belinda Johnson, NSWIS 13.62m; 4. Jane Jamieson, NSWIS 13.41m; 5. Clare Thompson, VIS 13.33m; 6. Rebecca Neilson, VIC 12.61m; 7. Mandy Heath, NSWIS 12.55m.

**Discus Throw** 1. Beatrice Faumuina, NZL 63.65m; 2. Alison Lever, QAS 57.26m; 3. Monique Nasca, QLD 57.14m; 4. Debbie Pickersgill, QAS 48.76m; 5. Rhianon Rae, NSW 46.57m; 6. Rebecca Noy, NSW 42.04m; 7. Sharyn Dickson, NSW 41.97m.

**Hammer Throw** 1. Bronwyn Eagles, NSWIS 69.38m; 2. Brooke Krueger, SASI 64.62m; 3. Karyne Di Marco, NSWIS 63.84m; 4. Martina Danisova, SVK 63.49m; 5. Tasha Williams, NZL 60.13m; 6. Nicole Robertson, NSWIS 58.24m; 7. Maree Ryabovitch, NSWIS 58.07m; 8. Kellie Hall, NSWIS 56.45m; 9. Byrony Glass, WA 54.46m; 10. Gabrielle Neighbour, VIS 52.52m; 11. Monika Kralovenska, SVK 50.22m.

### Men

**100 metres Ambulant** 1. Tim Matthews, VIS 11.15 w:0.7; 2. Andrew Newell, SASI 11.54 w:0.7; 3. Heath Francis, SASI 11.57 w:0.7; 4. Dean Turner, SASI 11.73 w:0.7; 5. Tim Sullivan, VIS 11.81 w:0.7; 6. Neil Fuller, AIS 11.83 w:0.7; 7. Darren Thrupp, QAS 12.39 w:0.7; 8. Paul Benz, SA 12.40 w:0.7.

**100 metres Wheelchair** 1. Geoff Trappett, QLD 20.00 w:0.8; 2. Richard Nicholson, ACT 20.00 w:0.8; 3. John Lindsay, VIS 20.00 w:0.8; 4. Hadj Lahmar, GBR 20.00 w:0.8; 5. Richard Colman, VIC 20.00 w:0.8; 6. Nathan Pentecost, NSW 20.00 w:0.8; 7. Lachlan Jones, VIS 20.00 w:0.8; 8. Bryan Stifall, WA 20.00 w:0.8.

**100 metres Masters** 1. Andrew Richardson, NSW 11.19 w:1.4; 2. Emil Rizk, NSW 11.23 w:1.4; 3. Jason Lincoln, NSW 11.48 w:1.4; 4. Shane Woodury, NSW 11.86 w:1.4; 5. Peter Murray, NSW 11.87 w:1.4; 6. John Van Stappen, NSW 12.01 w:1.4; 7. Dean Taylor, NSW 12.35 w:1.4; 8. Llanley Crowder, NSW 13.06 w:1.4.

## Telstra A-series - Campbelltown, Campbelltown Athletic Centre New South Wales, 10th February 2002 *(continued...)*

**200 metres Heat 1:** (w:0.5) 1. Darryl Wohlsen, QLD 21.27; 2. Tim Williams, VIS 21.34; 3. David Flowers, VIC 21.52. **Heat 2:** (w:0.6) 1. Alvin Harrison, USA 20.73; 2. Jeremy Dixon, NZL 21.82; 3. Paul Di Bella, QLD 21.85; 4. Craig Sconce, ACT 22.00; 5. Scott Wells, ACT 22.04; 6. Robert Mullard, NSW 22.86. **Heat 3:** (w:-1.2) 1. Patrick Johnson, AIS 21.43; 2. Adam Miller, NSWIS 21.52; 3. Jamie Barnes, QLD 21.82; 4. Bruce Robin, NSW 22.02; 5. Nigel Biggs, WA 22.21. **Heat 4:** (w:1.7) 1. David Geddes, NSW 21.44; 2. Ambrose Ezenwa, NSW 21.46; 3. Ross Smith, NSW 22.00; 4. Brad McNichol, NSW 22.37; 5. Mitsuhsa Mizota, NSW 22.56. **Final:** (w:-2.1) 1. Alvin Harrison, USA 20.54; 2. David Geddes, NSW 21.03; 3. Patrick Johnson, AIS 21.14; 4. Ambrose Ezenwa, NSW 21.15; 5. Darryl Wohlsen, QLD 21.32; 6. Tim Williams, VIS 21.36; 7. Adam Miller, NSWIS 21.55; 8. David Flowers, VIC 21.58. **B Race:** 1. Jeremy Dixon, NZL 21.94 w:-2.7; 2. Jamie Barnes, QLD 22.03 w:-2.7; 3. Craig Sconce, ACT 22.10 w:-2.7; 4. Bruce Robin, NSW 22.29 w:-2.7; 5. Scott Wells, ACT 22.50 w:-2.7.

**200 metres Masters** 1. John Van Stappen, NSW 24.61 w:1.6; 2. Peter Butler, NSW 25.34 w:1.6; 3. John Wall, NSW 25.41 w:1.6; 4. Michael English, NSW 26.02 w:1.6; 5. Herb Wolring, NSW 26.18 w:1.6; 6. Fred Turner, NSW 27.75 w:1.6.

**400 metres Ambulant** 1. Andrew Newell, SASI 50.29; 2. Heath Francis, SASI 51.20; 3. Tim Sullivan, VIS 52.69; 4. Neil Fuller, AIS 53.91; 5. Paul Benz, SA 57.39; 6. Darren Thrupp, QAS 58.01; 7. Don Elgin, VIS 59.05; 8. Adrian Grogan, NSWIS 59.56.

**800 metres** 1. Youcef Abdi, NSWIS 1:48.32; 2. Todd MacDonald, NSW 1:48.52; 3. Nick Willis, NZL 1:49.44; 3. Michael Hane, SA 1:49.44; 5. Nicholas Hudson, QLD 1:49.53; 6. Malcolm Muir, QLD 1:49.70; 7. Lachlan Chisolm, NSWIS 1:49.77; 8. Michael Barwick, NSW 1:52.17; Shariff Shockair, NSW DNF. **B Race:** 1. Daniel MacDonald, NSW 1:52.57; 2. Daniel Lancaster, NSW 1:52.68; 3. William Devjak, NSW 1:52.85; 4. Benjamin Liddy, NSW 1:53.07; 5. Alister Stevenson, QLD 1:53.87; 6. Sam Fragomini, QLD 1:54.25; 7. Philo Saunders, ACT 1:55.06; 8. Cameron Morrissey, NSW 1:55.88.

**5000 metres** 1. Sisay Bezabeh, AIS 13:45.52; 2. Dean Cavuoto, ACT 13:48.88; 3. Mark Thomsson, VIC 13:54.36; 4. Brett Cartwright, AIS 14:05.26; 5. Michael Power, VIS 14:08.74; 6. Simon Field, VIS 14:21.63; 7. Nick Cope, NSW 14:35.97; 8. Grant Schmidlechner, VIC 14:37.29; 9. Chad Roberts, NSW 14:40.65; 10. Damon Harris, NSW 14:51.87; 11. Jeffrey Hunt, NSW 15:16.48; 12. Brian Livingston, ACT 15:44.67; Ryan Taylor, ACT DNF; Kevin Moore, NSW DNF; Philo Saunders, ACT DNF.

**110 metres Hurdles** 1. Shi Dongpeng, CHN 14.06 w:-3.4; 2. Andrew Cameron, QLD 14.36 w:-3.4; 3. Stuart Anderson, QAS 14.39 w:-3.4; 4. Timothy Ewen, VIC 14.47 w:-3.4; 5. Gregory Eyears, NSW 14.63 w:-3.4; 6. Aaron Peterson, VIC 14.90 w:-3.4; 7. Colin Browne, NSW 15.45 w:-3.4.

**400 metres Hurdles** 1. Matt Beckenham, AIS 50.77; 2. Rohan Robinson, AIS 50.96; 3. Peter Bate, VIC 52.63; 4. Joshua Hewitt, NSW 52.80; 5. Peter Ladd, VIC 53.47; 6. Elliot Wood, NSWIS 54.51.

**High Jump** 1. Nicholas Moroney, NSWIS 2.25m; 2. Joshua Lodge, NSW 2.18m; 3. Jarrad Pozzi, WAIS 2.14m; 4. Tim Forsyth, VIS 2.10m; 5. James Watson, NSWIS 2.05m; 5. Keith Elliott, NSWIS 2.05m; 7. Ronald Garlett, SASI 2.00m.

**Long Jump** 1. Fabrice Lapierre, NSW 7.67m w:-0.7; 2. Nabil Adamou, VIC 7.65m w:-0.8; 3. Timothy Parravicini, AIS 7.64m w:0.3; 4. Peter Parsons, NSW 7.50m w:0.8; 5. John Thornell, NSW 7.41m w:0.6; 6. Matt Gardiner, QLD 7.10m w:0.2; 7. Darren Thrupp, QAS 5.94m w:-1.1.

**Shot Put** 1. Justin Anlezark, QAS 19.34m; 2. Clay Cross, NSW 18.22m; 3. Scott Martin, NSWIS 17.94m; 4. John Minns, VIC 17.66m; 5. Rhys Jones, AIS 17.57m; 6. Stuart Gyngell, NSW 17.52m; 7. Aaron Neighbour, VIS 16.90m; 8. Christopher Gaviglio, QLD 16.32m; 9. Murray Goldfinch, AIS 12.81m.

**Javelin Throw** 1. Andrew Currey, NSWIS 81.05m; 2. William Hamlyn-Harris, NSW 73.06m; 3. Oliver Dziubak, WAIS 70.93m; 4. Daniel Kraztman, QAS 70.80m; 5. Andrew Hall, WAIS 69.64m; 6. Nicholas Bennett, NSW 67.19m; 7. Chris Jessop, NSW 60.47m; 8. Aaron Cook, NSW 57.15m.

**Mixed 1500 metres Wheelchair** 1. Kurt Fearnley, NSWIS 3:22.35; 2. Frederic Periac, VIC 3:27.41; 3. Paul Nunnari, NSWIS 3:27.44; 4. Richard Colman, VIC 3:28.51; 5. Hadj Lahmar, GBR 3:29.79; 6. Louise Sauvage, NSWIS 4:00.64; 7. Grant Buckley, NSW 4:01.00; 8. Bryan Stiffall, WA 4:22.10; 9. Angie Ballard, AIS 4:24.83; Richard Nicholson, ACT DNF.

## Telstra A-series - Newcastle, North Power Hunter Sports Centre Glendale, New South Wales, 23rd February 2002

### Women

**100 metres** (w: -3.5) 1, 62 Hewitt, Lauren, VIS, 11.77. 2, 78 Kemasoude, Gloria, NGR, 11.86. 3, 107 Mullan, Sarah, NSW, 11.96. 4, 139 Slomka, Mindy, NSW, 12.01. 5, 71 Hutton, Ely, VIC, 12.07. 6, 4 Apps, Nicole, NSW, 12.12. 7, 50 Goon Chew, Bindee, QAS, 12.19. 8, 200 Kleeberg, Melanie, QLD, 12.30. 9, 3 Aldridge, Merryn, NSW, 12.39. 10, 206 Dalrymple, Michelle, NSW, 12.54.

**100 metres Masters** (w: -3.0) 1, 245 Thompson, Roberta, NSW, 13.45. 2, 240 Brims, Julie, NSW, 14.08. 3, 247 Willis, Sonia, NSW, 14.24. 4, 243 Downing, Jennifer, NSW, 14.47. 5, 244 McCulloch, Janet, NSW, 14.66. 6, 246 Wills, Deborah, NSW, 15.17. 7, 241 Burns, Stephanie, NSW, 15.20. 8, 242 Casey, Judy, NSW, 15.22.

**200 metres** (w: -3.5) 1, 62 Hewitt, Lauren, VIS, 24.02. 2, 107 Mullan, Sarah, NSW, 24.11. 3, 139 Slomka, Mindy, NSW, 24.63. 4, 3 Aldridge, Merryn, NSW, 24.86. 5, 200 Kleeberg, Melanie, QLD, 24.89. 6, 4 Apps, Nicole, NSW, 25.04. 7, 50 Goon Chew, Bindee, QAS, 25.12. 8, 206 Dalrymple, Michelle, NSW, 25.19.

**400 metres** 1, 86 Lewis, Tamsyn, VIS, 52.21. 2, 33 Dressler, Katerina, VIS, 53.21. 3, 5 Arnott, Jane, NZL, 53.26. 4, 134 Sadler, Rebecca, QLD, 53.53. 5, 72 Irwin, Rebecca, NSW, 54.15. 6, 96 Menzies, Amber, NSW, 54.92. 7, 207 Smith, Annabelle, NSW, 55.04. 8, 212 Windley, Keatyn, NSW, 56.83.

**800 metres Masters** 1, 218 Quitzau, Stacey, NSW, 2:16.84. 2, 219 Smith, Lynette, NSW, 2:26.68. 3, 217 Penn, Cris, NSW, 2:26.84. 4, 216 Peksis, Julie, NSW, 2:38.78. 5, 215 Coffey, Rosita, NSW, 3:00.39.

**1500 metres** 1, 21 Clarke, Georgina, VIS, 4:10.38. 2, 132 Rollison, Melissa, QAS, 4:12.83. 3, 157 Walsham, Suzy, NSW, 4:13.20. 4, 74 Jamieson, Sarah, VIS, 4:15.01. 5, 92 McGregor, Haley, VIC, 4:16.79. 6, 148 Thompson, Anna, VIC, 4:17.72. 7, 136 Salmon, Sarah, GBR, 4:20.68. 214 McMaster, Kate, NSW, DNF. 105 Morris, Emily, NSW, DNF.

**100 metres Hurdles** (w: -3.7) 1, 108 Munro, Jacquie, NSW, 13.49. 2, 149 Thompson, Clare, VIS, 14.57. 3, 125 Purvis, Simone, VIC, 14.58. 3, 122 Power, Georgina, VIS, 14.58. 5, 99 Miller, Andrea, NZL, 14.65. 6, 53 Hage-Mahon, Rhoda, NSW, 15.35. 7, 103 Moresi, Virginia, NSW, 15.53. 8, 211 Heath, Mandy, NSW, 15.69.

**400 metres Hurdles** (no time recorded) 1, 121 Pittman, Jana, AIS, 2. 11 Brito, Sonia, VIS, 3, 79 Kidd, Nicola, NZL, 4, 26 Crow, Kimberley, VIS, 5, 167 Young, Kelly, NSW, 6, 203 Huxtable, Kate, NSW.

**2x100 metres Relay** 1, VIC 'A' (71 Hutton, Ely, 62 Hewitt, Lauren), 22.89. 2, NSW 'B' (78 Kemasoude, Gloria, 108 Munro, Jacquie), 22.98. 3, QLD 'A' (50 Goon Chew, Bindee, 200 Kleeberg, Melanie), 23.31. 4, NSW 'A' (139 Slomka, Mindy, 107 Mullan, Sarah), 23.44. 5, NSW 'C' (3 Aldridge, Merryn, 4 Apps, Nicole), 24.13. 6, NSW 'D' (72 Irwin, Rebecca, 206 Dalrymple, Michelle), 24.58. 7, NSW 'E' (253 Spencer, Lisa, 254 Glappa, Alison), 24.85. 8, NSW 'F' (212 Windley, Keatyn, 255 Clifford, Gemma), 25.20.

**Triple Jump** 1, 101 Mladenovic, Nicole, WAIS, 13.74m, w:5.0. 2, 152 Ting, Gillian, NSW, 12.72m, w:3.9. 3, 155 Viduka, Mariklud, VIC, 12.61m, w:3.2. 4, 114 O'Donnell, Kate, NSW, 12.47m, w:2.0. 5, 10 Bowles, Jeanette, VIC, 12.40m, w:3.3. 6, 24 Cragan, Crystal, WAIS, 12.39m, w:3.9.

**Shot Put** 1, 52 Haage, Michelle, NSW, 16.05m. 2, 76 Johnson, Belinda, NSW, 13.37m. 3, 32 Dickson, Sharyn, NSW, 12.68m. 4, 149 Thompson, Clare, VIS, 12.57m. 5, 211 Heath, Mandy, NSW, 12.40m. 6, 103 Moresi, Virginia, NSW, 11.54m.

**Hammer Throw** 1, 36 Eagles, Bronwyn, NSW, 68.60m. 2, 31 Di Marco, Karyne, NSW, 63.67m. 3, 83 Krueger, Brooke, SASI, 63.24m. 4, 28 Danisova, Martina, SVK, 62.82m. 5, 161 Williams, Tasha, NZL, 60.07m. 6, 131 Robertson, Nicole, NSW, 58.41m. 7, 133 Ryabovitch, Maree, NSW, 57.36m. 8, 54 Hall, Kellie, NSW, 57.20m. 9, 141 Sosimenko, Deborah, NSW, 56.04m. 10, 82 Kralovenska, Monika, SVK, 54.70m.

**Javelin Throw** 1, 93 McIntosh, Cecilia, VIC, 52.92m. 2, 100 Mitchell, Kathryn, VIC, 51.81m. 3, 97 Mickle, Kimberley, WAIS, 51.71m. 4, 55 Hancock, Stephanie, QLD, 45.74m. 5, 113 Noy, Rebecca, NSW, 45.32m. 6, 251 Pearson, Samantha, NSW, 45.14m.

### Men

**100 metres** (w: -2.6) 1, 30 Di Bella, Paul, QAS, 10.80. 2, 8 Baxter, David, VIS, 10.85. 2, 98 Miller, Adam, NSW, 10.85. 4, 38 Ezenwa, Ambrose, NGR, 10.87. 5, 140 Smith, Ross, NSW, 10.88. 6, 128 Richardson, Scott, NSW, 10.97. 6, 66 Hollands, Shem, NSW, 10.97. 6, 46 Geddes, David, NSW, 10.97.

**100 metres Masters** (w: -2.3) 1, 238 Van Stappen, John, NSW, 12.32. 2, 234 Kelly, Steve, NSW, 12.57. 3, 236 Polglaze, Phil, NSW, 12.67. 4, 233 Hall, Steve, NSW, 12.69. 5, 239 Wall, John, NSW, 12.78. 6, 237 Storey, Mal, NSW, 12.99. 7, 235 Lynch, Martin, NSW, 13.05. 8, 232 Gregory, Brent, NSW, 13.33.

**200 metres** (w: -4.2) 1, 46 Geddes, David, NSW, 21.68. 2, 30 Di Bella, Paul, QAS, 21.87. 3, 38 Ezenwa, Ambrose, NGR, 21.94. 4, 42 Flowers, David, VIS, 21.99. 5, 164 Wohlsten, Darryl, QAS, 22.03. 6, 8 Baxter, David, VIS, 22.08. 7, 98 Miller, Adam, NSW, 22.21. 8, 173 Sconce, Craig, NSW, 22.93.

**400 metres** 1, 58 Harrison, Alvin, USA, 44.75. 2, 64 Hill, Clinton, NSW, 45.62. 3, 126 Rehardt, Michael, QAS, 45.84. 4, 119 Pearce, Paul, VIC, 45.94. 5, 156 Vincent, Casey, VIS, 46.06. 6, 35 Dwyer, Patrick, NSW, 46.38. 7, 138 Sheehy, Keith, SASI, 47.01. 8, 202 Jenkins, Travis, WAIS, 47.46. 9, 201 Bate, Peter, VIS, 48.20.

**800 metres Masters** 1, 229 Nielsen, Greg, NSW, 2:03.42. 2, 222 Donnelly, Mick, NSW, 2:05.14. 3, 230 Paterson, Stuart, NSW, 2:05.83. 4, 231 Stewart, Angus, NSW, 2:07.25. 5, 224 Fowler, Neil, NSW, 2:07.82. 6, 221 Carmody, Mark, NSW, 2:08.20. 7, 227 Herd, Robert, NSW, 2:13.48. 8, 225 Gillies, Les, NSW, 2:15.05. 223 Fletcher, Nick, NSW, DNF. 228 Moore, Nick, NSW, DQ.

## Telstra A-series - Newcastle, North Power Hunter Sports Centre Glendale, New South Wales, 23rd February 2002 (continued...)

**1500 metres** 1, 1 Abdi, Youcef, NSWI, 3:38.12.2, 106 Mottram, Craig, VIS, 3:38.95.3, 80 Korir, Paul, KEN, 3:39.18.4, 17 Cherono, Stephen, KEN, 3:41.47.5, 18 Chirchir, Cornelius, KEN, 3:43.56.6, 163 Willis, Nick, NZL, 3:45.78.7, 209 Tucker, Corey, ACT, 3:47.94.8, 6 Ashkanasy, Zachariah, QLD, 3:48.17.9, 115 O'Neill, Andrew, AIS, 3:48.26.10, 51 Gorski, Mark, VIC, 3:50.97.11, 19 Chisholm, Lachlan, NSW, 3:52.18.12, 129 Rintel, Simon, NSW, 3:52.54.13, 204 Saunders, Philo, NSW, 3:54.90.14, 210 Roff, Jeremy, NSW, 3:56.80.15, 84 Lancaster, Daniel, NSW, 4:00.18.16, 130 Ritchie, Glenn, NSW, 4:06.96.116 Onyancha, Fred, KEN, DNF.

**5000 metres** 1, 9 Bezabeh, Sisay, AIS, 13:46.66.2, 150 Thompson, Mark, AIS, 13:47.12.3, 81 Korir, Shadrack, KEN, 13:56.75.4, 47 Gillard, Kim, NSWI, 14:09.39.5, 153 Troop, Lee, VIS, 14:09.51.6, 160 Westcott, Scott, NSW, 14:17.97.7, 22 Cope, Nicholas, NSW, 14:23.75.8, 205 Harlow, Trent, ACT, 14:41.96.

**3000 metres Steeplechase** 1, 112 Nowill, Peter, QAS, 8:39.31.2, 166 Yator, Raymond, KEN, 8:43.38.3, 29 Dent, Martin, ACT, 8:49.00.4, 75 Jeremiah, Richard, VIS, 8:55.39.5, 147 Taylor, Ryan, VIC, 8:57.52.6, 65 Holder, Mathew, NZL, 8:57.95.7, 70 Hunt, Jeffrey, NSW, 9:19.32.8, 145 Taylor, Luke, NSWI, 9:32.70.9, 12 Bromley, Nicholas, NSW, 9:43.17.102 Moore, Kevin, NSW, DNF.

**2x100 metres Relay** 1, QLD 'A' (8 Baxter, David, 30 Di Bella, Paul), 20.94.2, VIC 'A' (164 Wohlsen, Darryl, 119 Pearce, Paul), 20.96.3, NSW 'E' (66 Hollands, Shem, 140 Smith, Ross), 20.99.4, NSW 'B' (46 Geddes, David, 98 Miller, Adam), 21.20.5, ACT 'B' (172 Wells, Scott, 173 Sconce, Craig), 21.47.6, NSW 'C' (170 McNichol, Brad, 257 Anderson, Nathan), 21.67.7, VIC 'B' (258 Turton, Ryan, 42 Flowers, David), 21.78.8, NSW 'A' (256 Hatch, Steven, 171 Jones, Clayton), 21.81.

**High Jump** 1, 104 Moroney, Nicholas, NSWI, 2.22m.2, 87 Lodge, Joshua, NSWI, 2.18m.3, 159 Watson, James, NSWI, 2.14m.4, 123 Pozzi, Jarrad, WAIS, 2.10m.4, 37 Elliott, Keith, NSWI, 2.10m.4, 146 Taylor, Mark, NSW, 2.10m.7, 44 Garlett, Ronald, SASI, 2.05m.7, 43 Forsyth, Tim, VIS, 2.05m.9, 208 Hamlyn-Harris, Michael, NSW, 2.00m.

**Long Jump** 1, 117 Parravicini, Timothy, AIS, 7.85m, w:2.1.2, 252 Adamou, Nabil, VIC, 7.75m, w:2.8.3, 118 Parsons, Peter, NSW, 7.71m, w:2.4.3, 151 Thornell, John, NSWI, 7.71m, w:2.4.5, 85 Lapierre, Fabrice, NSWI, 7.54m, w:3.0.6, 41 Ferrier, Scott, VIS, 7.44m, w:2.5.7, 27 Curtis, Andrew, QAS, 7.43m, w:3.4.143 Taurima, Jai, AIS, ND, w:NWI. 144 Taurima, Stacey, ACT, ND, w:NWI.

**Triple Jump** 1, 94 McReynolds, Jacob, NSWI, 16.74m, w:5.1.2, 109 Murphy, Andrew, NSWI, 16.61m, w:3.1.3, 40 Ferguson, Joshua, QAS, 16.42m, w:3.6.4, 120 Perry, Michael, NSWI, 16.29m, w:3.7.5, 7 Barnes, Tim, NSW, 15.54m, w:4.3.6, 213 Kielich, Kajtec, NSW, 14.92m, w:4.7.

**Discus Throw** 1, 89 Lyakhov, Sergey, RUS, 58.65m.2, 91 Martin, Scott, NSWI, 58.22m.3, 57 Harradine, Ben, NSW, 57.54m.4, 154 Vanek, Daniel, SVK, 55.51m.5, 110 Neighbour, Aaron, VIS, 55.14m.6, 13 Brown, Matthew, VIC, 53.29m.7, 45 Gaviglio, Christopher, QLD, 52.87m.8, 63 Hicks, Graham, TIS, 52.10m.9, 34 Driesen, Tim, VIS, 51.36m.10, 41 Ferrier, Scott, VIS, 47.74m.11, 49 Goldfinch, Murray, AIS, 37.17m.



## Telstra A-series - Melbourne, IAAF Grand Prix II meet Olympic Park, Melbourne, Victoria, 7th March 2002

### Women

**100 metres** (w:-3.4) 1, 121 Hewitt, Lauren, VIS, 11.81. 2, 144 Kemasuode, Gloria, NGR, 12.01. 3, 154 Lambert, Jodi, WAIS, 12.03. 4, 54 Cripps, Sharon, QAS, 12.05. 5, 188 Mullan, Sarah, NSW, 12.06. 6, 128 Hutton, Ely, VIC, 12.13. 7, 233 Slomka, Mindy, NSW, 12.21. 8, 127 Hunt, Caro, NZL, 12.31. 9, 10 Apps, Nicole, NSW, 12.39. **B Race** (w:-1.6) 1, 147 Kleeberg, Melanie, QLD, 12.10. 2, 104 Goon Chew, Bindee, QLD, 12.11. 3, 51 Cope, Ebony, WA, 12.15. 4, 114 Harris, Amy, QLD, 12.27. 5, 137 Johnson, Tamiaka, TAS, 12.30. 6, 4 Aldridge, Merryn, NSW, 12.32. 7, 32 Bright, Gemma, QLD, 12.46. 8, 143 Kehoe, Pip, QLD, 12.49.

**100 metres Ambulant** (w:-1.4) 1, 161 Llorens, Lisa, AIS, 13.34. 2, 215 Rackham, Sharon, AIS, 13.73. 3, 237 Starr, Meaghan, SAS, 14.22. 4, 176 McIntosh, Lisa, VIS, 14.29. 5, 265 Webb, Katrina, SASI, 14.57. 6, 95 Fraser, Amanda, ACTAS, 16.55. 7, 236 Spehar, Nicole, VIC, 21.20.

**200 metres** (w:-1.1) 1, 121 Hewitt, Lauren, VIS, 23.20. 2, 154 Lambert, Jodi, WAIS, 23.53. 3, 54 Cripps, Sharon, QAS, 23.61. 4, 96 Freeman, Catherine, VIS, 23.64. 5, 188 Mullan, Sarah, NSW, 23.95. 6, 127 Hunt, Caro, NZL, 24.13. 7, 233 Slomka, Mindy, NSW, 24.51. 8, 10 Apps, Nicole, NSW, 24.73.

**200 metres Masters** (w:2.5) 1, 163 Loizou, Bronwen, VIC, 27.42. 2, 53 Courtney, Barbara, VIC, 28.45. 3, 15 Baldwin, Jenny, VIC, 28.46. 4, 258 Tweedie, Margaret, VIC, 28.55. 5, 11 Armstrong, Stephanie, VIC, 28.84. 6, 42 Caulfield, Sharyn, VIC, 30.29. 7, 40 Carden, Nikki, VIC, 30.64. 8, 31 Bridle, Christine, VIC, 30.69.

**400 metres** 1, 12 Arnott, Jane, NZL, 53.11. 2, 67 Dressler, Katerina, VIS, 53.32. 3, 118 Hayward, Rosemary, NSWIS, 53.38. 4, 261 Wardell, Rebecca, NZ, 53.73. 5, 225 Sadler, Rebecca, QLD, 54.03. 6, 66 Donnelly, Amber, NSW, 54.16. 7, 63 Dick, Rosina, VIC, 54.22. 8, 129 Irwin, Rebecca, NSWIS, 54.89.

**800 metres** 1, 159 Lewis, Tamsyn, VIS, 2:02.30. 2, 8 Andrews, Susan, WAIS, 2:04.17. 3, 6 Allen, Libby, VIC, 2:04.65. 4, 260 Walsham, Suzy, NSW, 2:04.86. 5, 49 Clarke, Georgina, VIS, 2:05.53. 5, 132 Jamieson, Sarah, VIS, 2:05.53. 7, 223 Rollison, Melissa, QAS, 2:05.72. 8, 177 McIvor, Adrienne, IRL, 2:05.92. 9, 141 Jorgensen, Kerri, VIC, 2:08.38. 10, 83 Fearnley, Anne, VIC, 2:08.70.

**5000 metres Australian Championship** 1, 175 McGregor, Haley, VIC, 15:32.17. 2, 135 Johnson, Benita, AIS, 15:35.73. 3, 247 Thompson, Anna, VIC, 15:44.29. 4, 48 Christie, Sarah, NZ, 16:02.82. 5, 116 Harvey, Natalie, VIS, 16:04.19. 6, 101 Gibbs, Serena, VIC, 16:36.93. 7, 230 Sheean, Angela, NSW, 16:40.28. 228 Seibold, Kate, VIC, DNF.

**100 metres Hurdles** (w:-2.6) 1, 189 Munro, Jacquie, NSWIS, 13.43. 2, 58 Cullen, Fiona, QAS, 13.75. 3, 208 Power, Georgina, VIS, 14.26. 3, 186 Morrow, Sherryl, VIC, 14.26. 5, 217 Ragus, Gillian, WAIS, 14.35. 6, 213 Purvis, Simone, VIC, 14.41. 7, 36 Burns, Kym, VIC, 14.92.

**400 metres Hurdles** 1, 33 Brito, Sonia, VIS, 57.90. 2, 211 Price, Stephanie, NSWIS, 58.69. 3, 57 Crow, Kimberley, VIS, 59.80. 4, 5 Allen, Emily, VIC, 61.04.

**Pole Vault** 1, 125 Howe, Kym, WAIS, 4.30m. 2, 130 Isworth, Bridgid, VIS, 4.20m. 3, 100 George, Emma, WAIS, 4.10m. 3, 60 Dacy, Rachael, VIS, 4.10m. 5, 64 Ditton, Rosanna, NSW, 4.00m. 68 Dryburgh, Jenni, NZL, NH. 106 Grigorieva, Tatiana, SASI, NH.

**Long Jump** 1, 248 Thompson, Bronwyn, QAS, 7.00m. w:1.8. 2, 34 Brunner, Chantal, NZL, 6.50m, w:2.7. 3, 241 Sutherland, Sharon, WAIS, 6.45m, w:2.5. 4, 73 Edwards, Jackie, BAH, 6.43m, w:2.6. 5, 30 Boyd, Jacinta, QLD, 6.24m, w:2.6. 6, 196 Oksuz, Shermin, WAIS, 6.20m, w:1.7. 6, 268 Wheeler, Kylie, WAIS, 6.20m, w:2.3. 8, 36 Burns, Kym, VIC, 6.16m, w:2.1.

**Discus Throw** 1, 82 Faumuina, Beatrice, NZL, 61.13m. 2, 158 Lever, Alison, QAS, 58.90m. 3, 397 Nasca, Monique, QLD, 57.94m. 4, 206 Pickersgill, Debbie, QAS, 49.76m. 5, 65 Djibril, Alifatou, TOG, 47.80m. 6, 310 Hicks, Tamiaka, VIC, 42.46m.

**Hammer Throw** 1, 71 Eagles, Bronwyn, NSWIS, 69.18m. 2, 62 Di Marco, Karyne, NSWIS, 65.17m. 3, 151 Krueger, Brooke, SASI, 64.86m. 4, 221 Robertson, Nicole, NSWIS, 56.66m. 5, 303 Neighbour, Gabrielle, VIC, 54.59m. 6, 302 Warren, Raelene, VIC, 52.34m.

### Men

**100 metres** (w:-1.9) 1, 76 Evelyn, Everton, NSW, 10.64. 2, 136 Johnson, Patrick, AIS, 10.66. 3, 21 Baxter, David, VIS, 10.75. 4, 61 Di Bella, Paul, QAS, 10.78. 5, 232 Shirvington, Matthew, NSWIS, 10.81. 6, 180 Miller, Adam, NSWIS, 10.85. 7, 19 Basil, Adam, VIC, 10.90. 8, 270 Williams, Tim, VIS, 10.93. 9, 79 Ezenwa, Ambrose, NGR, 10.95. **B Race**: (w:-1.4) 1, 19 Basil, Adam, VIC, 10.78. 2, 232 Shirvington, Matthew, NSWIS, 10.82. 3, 17 Barnes, Jamie, QAS, 10.93. 4, 235 Smith, Ross, NSW, 10.97. 5, 304 Budlander, Michael, VIC, 11.01. 6, 266 Wells, Scott, AIS, 11.08. 7, 72 Eaton, Brett, WA, 11.20. 8, 263 Watson, Kane, WAIS, 11.22.

**100 metres Wheelchair** (w:-3.5) 1, 251 Trappett, Geoff, QAS, 16.14. 2, 153 Lahmar, Hadji, GBR, 16.82. 3, 84 Fearnley, Kurt, NSWIS, 16.95. 4, 193 Nicholson, Richard, ACT, 17.00. 5, 202 Periac, Frederic, VIC, 17.36. 6, 50 Colman, Richard, VIC, 17.70. 7, 160 Lindsay, John, VIS, 17.80. 8, 138 Jones, Lachlan, VIC, 21.02.

**200 metres** (w:-1.3) 1, 115 Harrison, Alvin, USA, 20.63. 2, 136 Johnson, Patrick, AIS, 21.30. 3, 21 Baxter, David, VIS, 21.57. 4, 271 Wohlsen, Darryl, QAS, 21.67. 5, 180 Miller, Adam, NSWIS, 21.76. 6, 270 Williams, Tim, VIS, 21.85. 7, 306 Duke, Marty, VIC, 22.06. 8, 79 Ezenwa, Ambrose, NGR, 22.08.



## Telstra A-series - Melbourne, IAAF Grand Prix II meet Olympic Park, Melbourne, Victoria, 7th March 2002 (continued...)

**200 metres Ambulant** (w: -2.9) I, 94 Francis, Heath, NSWIS, 23.37.2, 169 Matthews, Tim, VIS, 23.40.3, 192 Newell, Andrew, NSWIS, 23.49.4, 240 Sullivan, Tim, VIS, 24.51.5, 97 Fuller, Neil, AIS, 24.57.6, 25 Benz, Paul, SA, 25.27.7, 74 Elgin, Don, VIS, 26.85.8, 23 Bennett, Malcolm, SA, 29.54.

**200 metres Masters** (w: 2.1) I, 16 Baldwin, Terry, VIC, 24.02.2, 399 Dawson, Andrew, VIS, 24.49.3, 254 Tuckett, Peter, VIC, 24.96.4, 56 Cross, David, VIC, 24.98.5, 256 Turner, Paul, VIC, 25.19.6, 269 White, Glenn, VIC, 25.34.7, 264 Watts, Andrew, VIC, 25.41.8, 398 Coghill, Phil, VIC, 25.50.

**400 metres** I, 115 Harrison, Alvin, USA, 45.77.2, 218 Rehardt, Michael, QAS, 46.03.3, 201 Pearce, Paul, VIC, 46.41.4, 99 Geddes, David, NSWIS, 46.49.5, 395 Hill, Clinton, NSW, 46.55.6, 259 Vincent, Casey, NSWIS, 46.77.7, 69 Dwyer, Patrick, NSWIS, 47.02.8, 231 Sheehy, Keith, SASI, 47.55. B Race: I, 198 Ormrod, Mark, SASI, 47.36.2, 89 Flowers, David, VIS, 47.57.3, 155 Landers, Stephen, VIC, 47.61.4, 133 Jenkins, Travis, WAIS, 47.93.4, 117 Hassell, Tom, SA, 47.93.6, 81 Farrell, Eugene, QLD, 48.05.7, 178 McLeod, Courtney, QLD, 48.23.8, 257 Turton, Ryan, NSW, 48.95.

**800 metres** I, 171 McCarthy, Kris, VIS, 1:47.21.2, 174 McDonald, Todd, NSW, 1:47.79.3, 126 Hudson, Nicholas, QLD, 1:49.72.4, 2 Abercromby, Mark, QLD, 1:50.53.5, 29 Botha, Werner, QLD, 1:51.67.5, 172 McDonald, Daniel, NSW, 1:51.67.7, 197 Onyancha, Fred, KEN, 1:51.80.301 Mildenhall, Ashley, VIC, DNF.

**1500 metres** I, 45 Chirchir, Cornelius, KEN, 3:38.98.2, 148 Korir, Paul, KEN, 3:39.29.3, 1 Abdi, Youcef, NSWIS, 3:40.40.4, 46 Chisholm, Lachlan, NSW, 3:44.15.5, 165 Mackevicius, Clinton, VIC, 3:44.43.6, 85 Fenn, Paul, VIC, 3:44.56.7, 195 O'Neill, Andrew, AIS, 3:44.90.8, 87 Field, Simon, VIC, 3:46.01.9, 238 Stevenson, Alastair, QLD, 3:46.85.10, 224 Ruschena, David, VIC, 3:47.63.11, 13 Ashkanasy, Zachariah, QLD, 3:49.09.12, 142 Kealey, Mitchell, QAS, 3:49.82.13, 253 Tucker, Corey, ACT, 3:49.91.14, 93 Fragomeni, Sam, QLD, 3:50.36.15, 110 Hane, Michael, SA, 3:52.15.16, 37 Byrne, David, NSWIS, 3:53.51.197 Onyancha, Fred, KEN, DNF.

**5000 metres Australian Championship** I, 44 Cherono, Stephen, KEN, 13:11.55.2, 187 Mottram, Craig, VIS, 13:12.04.3, 209 Power, Michael, VIS, 13:39.94.4, 120 Henwood, John, NZL, 13:39.95.5, 267 Westcott, Scott, NSW, 13:40.28.6, 274 Yator, Raymond, KEN, 13:40.68.7, 41 Cartwright, Brett, AIS, 13:42.65.8, 43 Cavuoto, Dean, ACTAS, 13:43.40.9, 273 Wyatt, Jonathon, NZL, 13:45.95.10, 26 Bezabeh, Sisay, AIS, 13:50.41.11, 90 Forrest, Shawn, VIS, 13:57.74.12, 249 Thompson, Mark, AIS, 14:08.26.13, 396 Schmidlechner, Grant, VIC, 14:10.00.14, 70 Dyson, Brad, TAS, 14:12.19.15, 214 Quin, Daniel, VIC, 14:14.04.16, 229 Semple, Craig, VIC, 14:17.56.17, 52 Cope, Nicholas, NSW, 14:17.65.18, 234 Sly, Phillip, VIC, 14:19.27.19, 167 Martin, Blair, NZL, 14:20.08.20, 112 Harlow, Trent, ACT, 14:34.16.21, 203 Perrett, Clint, VIC, 14:37.60.394 Woyecha, Gemechu, ETH, DNF 149 Korir, Shadrack, KEN, DNF 134 Jeremiah, Richard, VIS, DNF.

**110 metres Hurdles** (w: -1.4) I, 77 Ewen, Timothy, VIC, 14.09.2, 7 Anderson, Stuart, QAS, 14.41.3, 39 Cameron, Andrew, QAS, 14.44.4, 91 Forster-Jones, Nfa-Dehynde, VIS, 14.46.5, 78 Eyears, Gregory, NSW, 14.59.6, 212 Purcell, Ryan, WAIS, 14.67.7, 205 Petersen, Aaron, VIC, 14.72.

**400 metres Hurdles** I, 119 Hazel, Michael, VIS, 50.9h.2, 275 Young, Blair, QAS, 51.4h.3, 222 Robinson, Rohan, AIS, 51.6h.4, 20 Bate, Peter, VIS, 51.7h.5, 22 Beckenham, Matt, AIS, 53.1h.5, 242 Sutherland, Toby, QAS, 53.1h.7, 152 Ladd, Peter, VIC, 53.5h.8, 272 Wood, Elliot, NSWIS, 54.0h.

**High Jump** I, 185 Moroney, Nicholas, NSWIS, 2.19m. I, 123 Ho Bae, Kyoung, KORE, 2.19m.3, 162 Lodge, Joshua, NSWIS, 2.14m.3, 157 Lee, Jim Taek, KORE, 2.14m.5, 124 Howard, Glen, NZL, 2.09m.5, 92 Forsyth, Tim, VIS, 2.09m.5, 210 Pozzi, Jarrad, WAIS, 2.09m.5, 262 Watson, James, NSWIS, 2.09m.

**Pole Vault** I, 35 Burgess, Paul, WAIS, 5.50m. I, 146 Kholev, Denis, ISR, 5.50m.3, 47 Chistiakov, Viktor, SASI, 5.40m.4, 183 Miroshnichenko, Alex, RUS, 5.25m.75 Eriksson, Martin, SWE, NH.

**Long Jump** I, 250 Thornell, John, NSWIS, 7.87m, w:2.7.2, 3 Adamou, Nabil, NSW, 7.82m, w:3.1.3, 199 Parravicini, Timothy, AIS, 7.80m, w:1.5.4, 239 Stuart, Leigh, VIC, 7.64m, w:1.4.5, 200 Parsons, Peter, NSW, 7.57m, w:2.3.6, 98 Gardiner, Matt, QLD, 7.39m, w:1.9.7, 156 Lapierre, Fabrice, NSWIS, 7.28m, w:1.4.

**Triple Jump** I, 190 Murphy, Andrew, NSWIS, 16.62m, w:2.0.2, 179 McReynolds, Jacob, NSWIS, 16.30m, w:2.5.3, 204 Perry, Michael, NSWIS, 16.01m, w:2.5.4, 86 Ferguson, Joshua, QAS, 15.84m, w:1.3.5, 226 Safouline, Marat, SASI, 15.33m, w:2.5.6, 131 Jacotine, Simon, VIC, 15.14m, w:1.9.

**Shot Put** I, 9 Anlezark, Justin, QAS, 19.82m.2, 140 Jones, Rhys, AIS, 18.29m.3, 55 Cross, Clay, NSW, 18.15m.4, 182 Minns, John, VIC, 18.04m.5, 164 Lyhakov, Sergey, RUS, 17.78m.6, 191 Neighbour, Aaron, VIS, 17.61m.7, 168 Martin, Scott, NSWIS, 17.48m.8, 107 Gynge, Stuart, NSW, 16.87m.

**Hammer Throw** I, 219 Rendell, Stuart, AIS, 78.01m.2, 113 Harnes, Chris, RSA, 76.33m.3, 139 Jones, Mick, GBR, 71.00m.4, 88 Fish, Aaron, AIS, 70.15m.5, 173 McDonald, Justin, VIC, 64.42m.6, 28 Billett, Darren, SA, 62.82m.

**Javelin Throw** I, 59 Currey, Andrew, NSWIS, 83.97m.2, 109 Hamlyn-Harris, William, NSWIS, 76.69m.3, 24 Bennett, Nicholas, NSW, 72.22m.4, 80 Farquhar, Stuart, NZL, 71.97m.5, 308 Bannister, Jarrod, QLD, 62.71m.

**Mixed 800 metres Wheelchair** I, 84 Fearnley, Kurt, NSWIS, 1:45.41.2, 153 Lahmar, Hadji, GBR, 1:45.73.3, 202 Periac, Frederic, VIC, 1:46.08.4, 50 Colman, Richard, VIC, 1:49.74.5, 227 Sauvage, Louise, NSWIS, 2:02.94.251 Trappett, Geoff, QAS, DNF.

## Telstra A-series - Hobart, Domain Athletic Centre Glebe, Tasmania, 9th March 2002

### Women

**100 metres** (w:-1.4) I, 90 Kemasoude, Gloria, NGR, 11.75.2, 153 Slomka, Mindy, NSW, 11.90.3, 118 Munro, Jacquie, NSWIS, 11.98.4, 86 Kay, Melissa, TAS, 12.18.5, 84 Johnson, Tamiaka, TAS, 12.21.6, 20 Boyd, Jacinta, QLD, 12.37.7, 156 Spencer, Alicia, NSWIS, 12.48.8, 303 Oksuz, Shermin, WAIS, 12.61.

**100 metres Ambulant** (w:-0.7) I, 99 Llorens, Lisa, AIS, 13.24.2, 136 Rackham, Sharon, AIS, 13.74.3, 157 Starr, Meaghan, SASI, 13.98.4, 108 McIntosh, Lisa, VIS, 14.44.5, 177 Webb, Katrina, SASI, 14.49.6, 185 Woodgate, Sarah, TAS, 15.43.7, 53 Fraser, Amanda, ACTAS, 16.60.8, 113 Mills, Hayley, TAS, 18.08.

**200 metres** (w:-1.0) I, 68 Hewitt, Lauren, VIS, 23.18.2, 95 Lambert, Jodi, WAIS, 23.58.3, 31 Cripps, Sharon, QAS, 23.69.4, 54 Freeman, Catherine, VIS, 23.71.5, 39 Dressler, Katerina, VIS, 23.91.6, 117 Mullan, Sarah, NSW, 24.12.7, 91 Kleeberg, Melanie, QLD, 24.20. B Race: (w:-1.2) I, 28 Cope, Ebony, WA, 24.22.2, 146 Sadler, Rebecca, QLD, 24.30.3, 180 Whitley, Morgan, TAS, 24.66.3, 76 Irwin, Rebecca, NSWIS, 24.66.5, 65 Hayward, Rosemary, NSWIS, 24.71.6, 38 Donnelly, Amber, NSW, 24.81.7, 154 Smith, Annabelle, NSWIS, 25.02. C Race: (w:-0.5) I, 22 Brito, Sonia, VIS, 24.45.2, 88 Kehoe, Pip, QLD, 24.70.3, 131 Pedley, Kate, TIS, 24.87.4, 306 Dalwood, Jacqui, TAS, 26.31.5, 308 Mills, Oliva, TAS, 26.44.6, 307 Causon, Laura, TAS, 26.66.

**200 metres Ambulant** (w:-0.6) I, 99 Llorens, Lisa, AIS, 27.14.2, 136 Rackham, Sharon, AIS, 27.46.3, 157 Starr, Meaghan, SASI, 29.30.4, 108 McIntosh, Lisa, VIS, 29.58.5, 177 Webb, Katrina, SASI, 29.68.6, 185 Woodgate, Sarah, TAS, 33.52.7, 53 Fraser, Amanda, ACTAS, 35.18.8, 113 Mills, Hayley, TAS, 38.08.

**1500 metres** I, 81 Johnson, Benita, AIS, 4:09.15.2, 27 Clarke, Georgina, VIS, 4:09.70.3, 144 Rollison, Melissa, QAS, 4:09.80.4, 78 Jamieson, Sarah, VIS, 4:09.86.5, 174 Walsham, Suzy, NSW, 4:13.36.6, 63 Hargrave, Erin, NSWIS, 4:39.10.304 Lewis, Tamsyn, VIS, DNF

**2x100 metres Relay** I, NSWW 'A' (90 Kemasoude, Gloria, 118 Munro, Jacquie), 22.62.2, WA 'A' (28 Cope, Ebony, 95 Lambert, Jodi), 22.90.3, NSWB 'A' (153 Slomka, Mindy, 117 Mullan, Sarah), 22.94.4, QLD 'A' (59 Goon Chew, Bindee, 91 Kleeberg, Melanie), 23.18.

**4x400 metres Relay** I, NSR2 'A' (65 Hayward, Rosemary, 39 Dressler, Katerina, 38 Donnelly, Amber, 22 Brito, Sonia), 3:34.02.2, NSR1 'A' (146 Sadler, Rebecca, 54 Freeman, Catherine, 154 Smith, Annabelle, 76 Irwin, Rebecca), 3:35.60.3, NJR 'A' (180 Whitley, Morgan, 306 Dalwood, Jacquie, 131 Pedley, Kate, 314 Wilson, Cath), 3:52.30.4, TAS 'A' (11 Bell, Emily, 315 Pook, Julia, 308 Mills, Oliva, 307 Causon, Laura), 4:17.28.

**High Jump** I, 134 Price, Petrina, NSWIS, 1.82m.2, 49 Foote, Lauren, SASI, 1.77m.2, 179 Wheeler, Kylie, WAIS, 1.77m.2, 67 Heath, Mandy, NSWIS, 1.77m.2, 120 Narrier, Casey, WAIS, 1.77m.2, 26 Church, Alexandra, NSWIS, 1.77m.

**Triple Jump** I, 115 Mladenis, Nicole, WAIS, 14.04m, w:2.0.2, 18 Bowles, Jeanette, VIC, 12.14m, w:-1.1.

**Hammer Throw** I, 42 Eagles, Bronwyn, NSWIS, 69.11m.2, 36 Di Marco, Karyne, NSWIS, 64.62m.3, 93 Krueger, Brooke, SASI, 63.24m.4, 155 Sosimenko, Deborah, NSWIS, 60.44m.5, 141 Robertson, Nicole, NSWIS, 57.20m.6, 145 Ryabovitch, Maree, NSWIS, 56.98m.7, 122 Neighbour, Gabrielle, VIS, 56.93m.8, 61 Hall, Kellie, NSWIS, 56.30m.

**Javelin Throw** I, 107 McIntosh, Cecilia, VIC, 54.89m.2, 111 Mickle, Kimberley, WAIS, 52.77m.3, 114 Mitchell, Kathryn, VIS, 51.39m.4, 73 Hooper, Rosemary, VIC, 48.96m.5, 67 Heath, Mandy, NSWIS, 42.07m.6, 125 Noy, Rebecca, NSW, 41.05m.7, 49 Foote, Lauren, SASI, 31.11m.

### Men

**100 metres** (w:-0.7) I, 9 Baxter, David, VIS, 10.64.2, 112 Miller, Adam, NSWIS, 10.72.3, 6 Barnes, Jamie, QAS, 10.74.4, 149 Sconce, Craig, AIS, 10.88.5, 97 Lapierre, Fabrice, NSWIS, 10.91.6, 167 Thornell, John, NSWIS, 11.00.6, 109 McLeod, Courtney, QLD, 11.00.8, 309 Powell, Louis, TAS, 11.22.9, 102 Matthews, Tim, VIS, 11.33.

**100 metres Ambulant** (w:-1.4) I, 102 Matthews, Tim, VIS, 11.38.2, 123 Newell, Andrew, NSWIS, 11.57.3, 52 Francis, Heath, NSWIS, 11.64.4, 55 Fuller, Neil, AIS, 12.18.4, 158 Sullivan, Tim, VIS, 12.18.6, 13 Benz, Paul, SA, 12.32.7, 169 Thrupp, Darren, QAS, 12.72.8, 44 Elgin, Don, VIS, 12.93.

**200 metres** (w:+0.0) I, 56 Geddes, David, NSWIS, 20.90.2, 9 Baxter, David, VIS, 21.08.3, 83 Johnson, Patrick, AIS, 21.17.4, 182 Wohlsen, Darryl, QAS, 21.45.5, 152 Shirvington, Matthew, NSWIS, 21.67.6, 309 Powell, Louis, TAS, 22.12. B Race: (w:-1.0) I, 137 Rehardt, Michael, QAS, 21.21.2, 129 Ormrod, Mark, SASI, 21.56.3, 150 Sheehy, Keith, SASI, 21.59.4, 79 Jenkins, Travis, WAIS, 21.73.5, 109 McLeod, Courtney, QLD, 21.80.6, 310 Whiteroad, Stewart, TAS, 22.62.7, 311 Nicholls, Mark, TAS, 22.90.

**200 metres Ambulant** (w:-0.7) I, 123 Newell, Andrew, NSWIS, 22.82.2, 52 Francis, Heath, NSWIS, 22.88.3, 55 Fuller, Neil, AIS, 24.00.4, 158 Sullivan, Tim, VIS, 24.02.5, 13 Benz, Paul, SA, 24.72.6, 169 Thrupp, Darren, QAS, 25.54.7, 12 Bennett, Malcolm, SA, 29.38.

## Telstra A-series - Hobart, Domain Athletic Centre Glebe, Tasmania, 9th March 2002 *(continued...)*

**800 metres** 1, 103 McCarthy, Kris, VIS, 1:47.78. 2, 92 Korir, Paul, KEN, 1:48.56. 3, 25 Chirchir, Cornelius, KEN, 1:48.80. 4, 106 McDonald, Todd, NSW, 1:49.28. 5, 1 Abdi, Youcef, NSWIS, 1:50.35. 6, 87 Kealey, Mitchell, QAS, 1:51.02. 7, 85 Jones, Aaron, TIS, 1:51.41. 8, 17 Botha, Werner, QLD, 1:52.19. 9, 89 Kelleher, Simon, TAS, 1:52.62. 128 Onyancha, Fred, KEN, DNF. 104 McDonald, Daniel, NSW, DNF.

**110 metres Hurdles** (w:-1.5) 1, 302 Ewen, Tim, VIC, 14.11. 2, 4 Anderson, Stuart, QAS, 14.35. 3, 23 Cameron, Andrew, QAS, 14.46. 4, 127 O'Toole, David, TAS, 16.16. 50 Foster-Jones, Nfa, VIC, DNF. 135 Purcell, Ryan, WAIS, DNF.

**400 metres Hurdles** 1, 10 Beckenham, Matt, AIS, 50.94. 2, 66 Hazel, Michael, VIS, 51.16. 3, 188 Young, Blair, QAS, 51.17. 4, 8 Bate, Peter, VIS, 51.37. 5, 159 Sutherland, Toby, QAS, 53.83. 6, 184 Wood, Elliot, NSWIS, 54.17. 7, 313 Davidson, Nic, TAS, 54.82.

**3000 metres Steeplechase** 1, 24 Cheron, Stephen, KEN, 8:25.96. 2, 187 Yator, Raymond, KEN, 8:30.69. 3, 80 Jeremiah, Richard, VIS, 8:41.55. 4, 34 Dent, Martin, ACT, 8:47.29. 5, 320 Nowill, Peter, QAS, 8:49.32. 6, 163 Taylor, Ryan, VIC, 9:04.55. 7, 151 Shelley, Michael, QLD, 9:08.28. 8, 110 McTaggart, Scott, ACT, 9:08.37. 9, 162 Taylor, Luke, NSWIS, 9:13.43. 10, 116 Morgan, Alister, VIC, 9:17.29. 11, 299 Chugg, Joshua, TAS, 9:18.32.

**2x100 metres Relay** 1, AJW 'A' (182 Wohlsen, Darryl | 149 Sconce, Craig), 20.54. 2, AJGR 'A' (6 Barnes, Jamie, 112 Miller, Adam), 20.56. 3, ASG 'A' (9 Baxter, David, 152 Shirvington, Matthew), 20.62. 4, TAJ 'A' (309 Powell, Louis, 310 Whiteroad, Stewart), 21.50. 5, AVWD 'A' (102 Matthews, Tim, 52 Francis, Heath), 22.10. 6, TSR 'A' (312 Laughlin, Sam, 313 Davidson, Nic), 22.68.

**4x400 metres Relay** 1, NSR2 'A' (70 Hill, Clinton, 41 Dwyer, Patrick, 173 Vincent, Casey, 188 Young, Blair), 3:09.32. 2, NSR1 'A' (137 Rehardt, Michael, 56 Geddes, David, 129 Ormrod, Mark, 79 Jenkins, Travis), 3:09.94. 3, NJR 'A' (150 Sheehy, Keith, 96 Landers, Stephen, 109 McLeod, Courtney, 171 Turton, Ryan), 3:11.32. 4, TAS 'A' (310 Whiteroad, Stewart, 313 Davidson, Nic, 139 Rae, Stephen, 309 Powell, Louis), 3:23.32. 5, TAS2 'A' (316 Young, Trent, 317 Piekutowski, Alex, 318 Rickards, Matt, 319 Pitt, Ken), 3:27.92.

**Long Jump** 1, 130 Parravicini, Timothy, AIS, 7.56m, w:-1.0. 2, 167 Thornell, John, NSWIS, 7.31m, w:-0.6. 3, 97 Lapierre, Fabrice, NSWIS, 6.90m, w:-0.4. 4, 305 Coleman, Patrick, TIS, 6.70m, w:+0.0. 5, 169 Thrupp, Darren, QAS, 5.83m, w:-1.0.

**Discus Throw** 1, 121 Neighbour, Aaron, VIS, 58.22m. 2, 98 Lhyakov, Sergei, RUS, 57.21m. 3, 64 Harradine, Ben, NSW, 56.94m. 4, 101 Martin, Scott, NSWIS, 54.81m. 5, 45 Elvy, Peter, NSWIS, 54.74m. 6, 69 Hicks, Graham, TIS, 54.22m. 7, 40 Driesen, Tim, VIS, 53.46m.

**Hammer Throw** 1, 301 Harmes, Chris, RSA, 76.53m. 2, 138 Rendell, Stuart, AIS, 74.63m. 3, 300 Jones, Mick, GBR, 73.21m. 4, 48 Fish, Aaron, AIS, 70.55m. 5, 105 McDonald, Justin, VIC, 64.31m. 6, 60 Gusbeth, Michael, VIS, 58.81m. 7, 40 Driesen, Tim, VIS, 57.26m.

**Mixed 2x100 metres Relay B Race 1**, AWGR 'A' (13 Benz, Paul, 158 Sullivan, Tim), 23.64. 2, TSR 'A' (84 Johnson, Tamiaka, 86 Kay, Melissa), 23.90. 3, AWVDG 'A' (44 Elgin, Don, 55 Fuller, Neil), 24.12. 4, AJGR 'A' (303 Oksuz, Shermin, 156 Spencer, Alicia), 24.44. 5, AJG 'A' (20 Boyd, Jacinta, 307 Causon, Laura), 24.50.

**Mixed 1 Mile Handicap** 1, Austen, Thomas, NSWIS, 5:43.32. 2, Cresswell, David, TAS, 5:43.40. 3, Philipott, Torin, TAS, 5:43.50.

**Mixed 10000 metres Walk** 1, 33 Deakes, Nathan, AIS, 39:28.82. 2, 3 Adams, Luke, AIS, 40:56.36. 3, 119 Murphy, Liam, AIS, 42:27.81. 4, 29 Cousins, Duane, VIS, 43:22.38. 5, 160 Tallent, Jarred, VIS, 45:38.71. 6, 147 Saville, Jane, AIS, 46:02.05. 7, 148 Saville, Natalie, ACT, 46:03.87. 8, 176 Webb, Cheryl, AIS, 46:48.36. 9, 186 Woods, Claire, AIS, 47:59.06. 10, 46 Erickson, Christopher, VIC, 47:59.08. 11, 82 Johnson, Laura, NSWIS, 49:15.51.

## Telstra A-series - Perth, Perry Lakes Stadium Floreat, Western Australia, 16th March 2002

### Women

**100 metres Heat 1:** (w: 3.8) 1, 37 Cripps, Sharon, QAS, 11.53Q. 2, 13 Bent, Kylie, WAIS, 11.84Q. 3, 119 Oksuz, Shermin, WAIS, 12.08Q. 4, 78 Jackson, Katy, WA, 12.49. 5, 88 Labrasse, Jenna, WA, 12.68. **Heat 2:** (w: 3.8) 1, 89 Lambert, Jodi, WAIS, 11.48Q. 2, 34 Cope, Ebony, WA, 11.62Q. 3, 153 Wheeler, Kylie, WAIS, 11.93Q. 4, 101 McDonnell, Lindsey Ann, WA, 12.36q. 5, 208 Zwickl, Sevana, WA, 12.44q. 6, 207 Bertles, Jenna, WA, 12.50. **Final:** (w: 5.8) 1, 37 Cripps, Sharon, QAS, 11.0h. 1, 89 Lambert, Jodi, WAIS, 11.0h. 3, 34 Cope, Ebony, WA, 11.3h. 4, 13 Bent, Kylie, WAIS, 11.5h. 5, 153 Wheeler, Kylie, WAIS, 11.6h. 6, 208 Zwickl, Sevana, WA, 12.1h. 6, 101 McDonnell, Lindsey Ann, WA, 12.1h.

**400 metres** 1, 58 Freeman, Catherine, VIS, 52.59. 2, 45 Dressler, Katerina, VIS, 54.02. 3, 201 Wheeler, Kylie, WA, 54.84. 4, 155 Whitley, Morgan, TAS, 55.72. 5, 74 Hughes, Lisa, WA, 58.00. 6, 203 Ragis, Gillian, WA, 58.44. 7, 214 Szholz, Fiona, WA, 59.53.

**800 metres** 1, 29 Ceplak, Jolanda, SLO, 2:00.71. 2, 91 Lewis, Tamsyn, VIS, 2:01.21. 3, 105 Mclvor, Adrienne, IRL, 2:02.28. 4, 4 Andrews, Susan, WAIS, 2:02.51. 5, 2 Allen, Libby, VIC, 2:04.17. 6, 67 Hancock, Katherine, WA, 2:13.86. 7, 106 McNeill, Katie, WA, 2:17.01. 8, 50 Elliss, Teleah, WA, 2:18.44. 9, 102 McGinnity, Kelly, WA, 2:21.58.

**100 metres Hurdles** (w: 1.9) 1, 126 Power, Georgina, VIS, 13.69. 2, 113 Morrow, Sherryl, VIC, 13.71. 3, 23 Burns, Kym, VIC, 13.81. 4, 21 Bult, Sally, WA, 13.86. 5, 153 Wheeler, Kylie, WAIS, 13.93. 6, 130 Ragus, Gillian, WAIS, 14.27.

**400 metres Hurdles** 1, 18 Brito, Sonia, VIS, 56.45. 2, 125 Pittman, Jana, AIS, 56.92. 3, 128 Price, Stephanie, NSWIS, 57.17. 4, 1 Allen, Emily, VIC, 61.27. 5, 98 McCann, Cheryl-Anne, WA, 64.43. 6, 123 Pekin, Lyndsey, WA, 67.91.

**High Jump** 1, 115 Narrier, Casey, WAIS, 1.83m. 2, 153 Wheeler, Kylie, WAIS, 1.80m. 3, 60 Gorski, Kerry, WA, 1.70m. 3, 101 McDonnell, Lindsey Ann, WA, 1.70m.

**Pole Vault** 1, 73 Howe, Kym, WAIS, 4.45m. 2, 63 Grigorieva, Tatiana, SASI, 4.30m. 2, 76 Isworth, Bridgid, VIS, 4.30m. 4, 40 Dacy, Rachael, VIS, 4.20m. 5, 233 Ditton, Rosana, NSW, 4.00m. 5, 156 Young, Wendy, SASI, 4.00m. 7, 16 Boxall, Erryn, WAIS, 3.85m.

**Long Jump** 1, 146 Thompson, Bronwyn, QAS, 6.60m, w:2.9. 2, 48 Edwards, Jackie, BAH, 6.48m, w:2.9. 3, 119 Oksuz, Shermin, WAIS, 6.40m, w:2.9. 4, 145 Sutherland, Sharon, WAIS, 6.27m, w:5.0. 5, 23 Burns, Kym, VIC, 6.24m, w:3.4. 6, 150 Viduka, Mariklud, VIC, 5.77m, w:3.5. 7, 113 Morrow, Sherryl, VIC, 5.61m, w:1.8.

**Triple Jump** 1, 111 Mladenis, Nicole, WAIS, 14.21m, w:4.7. 2, 150 Viduka, Mariklud, VIC, 12.51m, w:3.5. 3, 36 Cragan, Crystal, WAIS, 12.41m, w:1.4. 4, 212 Motomura, Sakura, WA, 11.57m, w:2.6. 5, 215 Duffield, Sara, WA, 11.49m, w:2.4. 6, 211 Duggan, Rachael, WA, 11.30m, w:2.6.

**Discus Throw** 1, 90 Lever, Alison, QAS, 60.72m. 2, 116 Nasca, Monique, QAS, 54.71m. 3, 234 Djibril, Alifatou, TOGO, 53.82m. 4, 124 Pickersgill, Debbie, QAS, 51.02m. 5, 235 Rae, Rhiannon, NSW, 47.02m.

**Javelin Throw** 1, 104 McIntosh, Cecilia, VIS, 55.69m. 2, 108 Mickle, Kimberley, WAIS, 50.78m. 3, 110 Mitchell, Kathryn, VIS, 49.00m. 4, 82 Johnson, Belinda, NSWIS, 44.18m. 5, 113 Morrow, Sherryl, VIC, 35.37m.

### Men

**100 metres Heat 1:** (w: 1.5) 1, 43 Di Bella, Paul, QAS, 10.29Q. 2, 83 Johnson, Patrick, AIS, 10.44Q. 3, 109 Miller, Adam, NSWIS, 10.61Q. 4, 8 Barnes, Jamie, QAS, 10.63. 5, 135 Rogers, Darren, WA, 11.03. **Heat 2:** (w: 3.8) 1, 11 Baxter, David, VIS, 10.33Q. 2, 138 Shirvington, Matthew, NSWIS, 10.43Q. 3, 9 Basil, Adam, VIC, 10.43Q. 4, 14 Biggs, Nigel, WAIS, 10.46q. 5, 20 Buchanan, Rod, WA, 10.50q. 6, 147 Tucker, Steven, WA, 10.69. 7, 96 Mayne, Shaun, WA, 10.78. **Final:** (w: 3.5) 1, 43 Di Bella, Paul, QAS, 10.26. 2, 83 Johnson, Patrick, AIS, 10.28. 3, 11 Baxter, David, VIS, 10.38. 4, 138 Shirvington, Matthew, NSWIS, 10.42. 5, 14 Biggs, Nigel, WAIS, 10.46. 6, 9 Basil, Adam, VIC, 10.47. 7, 109 Miller, Adam, NSWIS, 10.50. 8, 20 Buchanan, Rod, WA, 10.59.

**400 metres** 1, 68 Hill, Clinton, NSWIS, 46.29. 1, 122 Pearce, Paul, VIC, 46.29. 3, 80 Jenkins, Travis, WAIS, 47.40. 4, 141 Steffensen, John, WA, 48.33. 5, 17 Brereton, Tarn, WA, 49.56. 6, 19 Brown, David, WA, 50.42. 7, 232 Marlowe, Matt, WA, 51.01. 8, 210 Delaney, Paul, WA, 52.27.

**800 metres** 1, 99 McCarthy, Kris, VIS, 1:48.99. 2, 85 Kelly, Justin, WA, 1:52.66. 3, 39 D'Ascanio, Marc, WA, 1:55.27. 4, 41 Dayman, Brett, WA, 1:57.20. 139 Simon, Michael, WA, DNF.

**110 metres Hurdles** (w: 1.9) 1, 77 Jackson, Colin, GBR, 13.31. 2, 92 Lichteneggar, Elmar, AUT, 13.59. 3, 52 Ewen, Timothy, VIC, 13.85. 4, 3 Anderson, Stuart, QAS, 14.23. 5, 55 Forster-Jones, Nfa-Dehynde, VIS, 14.24. 6, 129 Purcell, Ryan, WAIS, 14.36.

**High Jump** 1, 112 Moroney, Nicholas, NSWIS, 2.22m. 2, 127 Pozzi, Jarrad, WAIS, 2.19m. 2, 93 Lodge, Joshua, NSWIS, 2.19m. 4, 133 Richter, Dane, WA, 2.14m. 5, 118 O'Connell, Dan, QAS, 2.09m. 6, 213 Dasgupta, Nathan, WA, 1.99m.

**Telstra A-series - Perth, Perry Lakes Stadium  
 Floreat, Western Australia, 16th March 2002 (continued...)**

**Pole Vault** 1, 22 Burgess, Paul, WAIS, 5.70m. 1, 30 Chistiakov, Viktor, SASI, 5.70m. 3, 51 Eriksson, Martin, SWVE, 5.45m. 4, 148 Vedelago, Luke, QLD, 5.30m. 87 Kholev, Denis, ISR, NH.

**Long Jump** 1, 120 Parravicini, Timothy, AIS, 8.00m, w:3.3. 2, 143 Stuart, Leigh, VIC, 7.62m, w:4.1. 2, 64 Hair, Shane, WA, 7.62m, w:3.5. 4, 231 Thornell, John, NSWIS, 7.60m, w:1.8. 5, 132 Richards, Graham, WA, 7.49m, w:3.6. 6, 144 Surjan, Erik, WA, 7.35m, w:2.4. 7, 6 Bailard, Alan, WA, 7.34m, w:6.5. 8, 141 Steffensen, John, WA, 7.22m, w:3.6.

**Shot Put** 1, 5 Anlezark, Justin, QAS, 19.76m. 2, 84 Jones, Rhys, AIS, 18.60m. 3, 95 Martin, Scott, NSWIS, 18.13m. 4, 107 Mezaros, John, VIC, 15.53m.

**Hammer Throw** 1, 131 Rendell, Stuart, AIS, 76.49m. 2, 54 Fish, Aaron, AIS, 71.56m. 3, 100 McDonald, Justin, VIC, 66.36m.

**Javelin Throw** 1, 38 Currey, Andrew, NSWIS, 84.74m. 2, 66 Hamlyn-Harris, William, NSWIS, 75.00m. 3, 65 Hall, Andrew, WAIS, 71.38m. 4, 12 Bennett, Nicholas, NSW, 71.34m. 5, 134 Robinson, Joshua, QLD, 68.62m. 6, 27 Castle, Brett, VIC, 64.40m.

**Mixed Seated Shot Put** 1, 33 Clark, Sam, WA, 10.19m. 2, 152 Walldrodt, Bruce, WA, 9.24m. 3, 47 Eaton, Stephen, WA, 9.12m. 3, 142 Stitfall, Bryan, WA, 9.12m. 5, 72 Holt, Lynda, WA, 6.66m. 6, 53 Farr, Rod, WA, 6.07m.

**Local 3000 metres** 1, 75 Ingraham, Todd, WA, 8:43.54. 2, 10 Baugh, Raf, WA, 8:44.36. 3, 57 Fragomeni, Nick, WA, 8:52.75. 4, 216 Doid, Nathan, WA, 9:11.71. 5, 121 Patterson, Aaron, WA, 9:20.21. 6, 154 Wheeler, Luke, WA, 9:28.23. 7, 140 Snowdon, Stephen, WA, 9:35.77.

**Local Mixed 3000 metres Walk** 1, 71 Holloway, Scott, WA, 12:30.75. 2, 97 McCagh, Michael, WA, 13:00.74. 3, 81 Jessen, Ryan, WA, 13:50.79. 4, 149 Ventris, Lynette, WA, 13:57.43. 5, 28 Cattermole, Sara-Jane, WA, 14:20.31. 6, 44 Doody, Jason, WA, 14:40.09. 7, 94 Lowe, Daniel, WA, 14:52.46. 8, 103 McGrath, Lauren, WA, 15:11.79. 9, 205 Avery, Shadana, WA, 15:16.47. 10, 62 Grgurovic, Nina, WA, 15:24.18. 11, 151 Walker, Stuart, WA, 15:40.13. 12, 32 Clark, Linda, WA, 15:45.98. 13, 70 Holloway, Rose Maree, WA, 16:19.55.

## Telstra A-series - Adelaide, Santos Stadium Mile End, South Australia, 23rd March 2002

### Women

**100 metres** (w: 1.4) 1. Vernicha James, GBR, 11.53; 2. Jodi Lambert, WAIS, 11.54; 3. Sharon Cripps, QAS, 11.67; 4. Elly Hutton, VIC, 11.74; 5. Nicole Apps, NSW, 11.79; 6. Ann Marie Muuri Nkeng, CMR, 11.95; 7. Michelle Cutmore, QLD, 12.00; 8. Alicia Spencer, NSW, 12.53.

**200 metres** (w: 0.9) 1. Jodi Lambert, WAIS, 23.41; 2. Vernicha James, GBR, 23.51; 3. Catherine Freeman, VIS, 23.67; 4. Michelle Cutmore, QLD, 24.47; 5. Ann Marie Muuri Nkeng, CMR, 24.61; 6. Erin Hewitt, VIC, 24.73; 7. Andrea Sparrow, SA, 24.77; 8. Nicole Apps, NSW, 24.96.

**400 metres** 1. Catherine Murphy, GBR, 52.14; 2. Jana Pittman, AIS, 52.64; 3. Katerina Dressler, VIS, 53.13; 4. Rosemary Hayward, NSWIS, 53.22; 5. Rebecca Sadler, QLD, 53.27; 6. Sonia Brito, VIS, 53.63; 7. Morgan Whiley, TAS, 54.79; 8. Katherine Dini, SA, 55.03; 9. Abbey Dunn, SASI, 57.88.

**800 metres** 1. Tamsyn Lewis, VIS, 2:00.88; 1. Jolanda Ceplak, SLO, 2:00.88; 3. Joanne Fenn, GBR, 2:02.11; 4. Susan Andrews, WAIS, 2:02.26; 5. Adrienne McIvor, IRL, 2:03.00; 6. Libby Allen, VIC, 2:03.05; 7. Sarah Jamieson, VIS, 2:03.38; 8. Kimberley Crow, VIS, 2:05.14; 9. Lisa Corrigan, NSWIS, 2:08.03.

**100 metres Hurdles** (w: 0.8) 1. Jacquie Munro, NSWIS, 13.16; 2. Fiona Cullen, QAS, 13.26; 3. Georgina Power, VIS, 13.79; 4. Leona Bilous, VIC, 14.50; 5. Meagan Rentsch, SA, 15.01; 6. Lauren Foote, SASI, 15.54; Clare Thompson, VIS, DNF.

**High Jump** 1. Casey Narrier, WAIS, 1.82m; 2. Lauren Foote, SASI, 1.82m; 3. Mandy Heath, NSWIS, 1.78m; 4. Breanna Hargrave, SA, 1.70m.

**Pole Vault** 1. Kym Howe, WAIS, 4.40m; 2. Tatiana Grigorieva, SASI, 4.40m; 3. Bridgid Isworth, VIS, 4.20m; 4. Wendy Young, SASI, 4.10m; 5. Rachael Dacy, VIS, 4.10m; 6. Irie Hill, GBR, 4.00m; 7. Rosana Ditton, NSW, 4.00m; Lauren Eley, SASI, NH.

**Long Jump** 1. Bronwyn Thompson, QAS, 6.40m, w:-0.5; 2. Sharon Sutherland, WAIS, 6.27m, w:0.7; 3. Shermin Oksuz, WAIS, 6.14m, w:0.1; 4. Kym Burns, VIC, 6.07m, w:-1.4; 5. Jacinta Boyd, QLD, 5.99m, w:0.1; 6. Clare Thompson, VIS, 5.93m, w:0.3; 7. Leona Bilous, VIC, 5.86m, w:-0.4.

**Triple Jump** 1. Nicole Mladenis, WAIS, 13.98m, w:2.6; 2. Michelle Apostolou, SA, 13.19m, w:1.4; 3. Gillian Ting, NSW, 12.90m, w:0.5; 4. Shelly Avery, NZL, 12.73m, w:1.9; 5. Paula Lodge, SA, 12.68m, w:2.1; 6. Mariklud Viduka, VIC, 12.49m, w:1.1; 7. Anna Costa, SA, 12.19m, w:1.9; 8. Karen Lyne, VIC, 11.99m, w:0.6; 9. Kate O'Donnell, NSW, 11.91m, w:0.6.

**Shot Put** 1. Michelle Haage, NSWIS, 15.24m; 2. Alifatou Djibril, TOG, 13.89m; 3. Rebecca Neilsen, VIC, 13.31m; 4. Melehiho Uhi, TGA, 13.11m; 5. Belinda Johnson, NSW, 12.97m; 6. Clare Thompson, VIS, 12.82m; 7. Sharyn Dickson, NSW, 12.17m; 8. Leona Bilous, VIC, 11.02m; 9. Camille Lee, SA, 9.62m.

**Hammer Throw** 1. Bronwyn Eagles, NSWIS, 69.65m; 2. Karyne Di Marco, NSWIS, 64.55m; 3. Brooke Krueger, SASI, 63.69m; 4. Deborah Sosimenko, NSWIS, 60.89m; 5. Gabrielle Neighbour, VIS, 55.39m.

**Javelin Throw** 1. Kathryn Mitchell, VIS, 51.96m; 2. Kimberley Mickle, WAIS, 51.43m; 3. Rosemary Hooper, VIC, 50.35m; 4. Rebecca Noy, NSW, 47.69m; 5. Belinda Johnson, NSW, 45.39m.

### Men

**100 metres** (w: 0.4) 1. Paul Di Bella, QAS, 10.36; 2. Patrick Johnson, AIS, 10.42; 3. Matthew Shirvington, NSWIS, 10.45; 4. David Baxter, VIS, 10.54; 5. Adam Basil, VIC, 10.56; 6. U K Shyam, SIN, 10.61; 7. Shane McKenzie, SA, 10.70; 8. Kristopher Neofytou, NSWIS, 10.89.

**200 metres Masters** (w: 1.0) 1. Jeff Battista, SA, 24.14; 2. Hans Van Bavel, SA, 24.25; 3. Will McCombie, SA, 25.56; 4. Steve Smith, SA, 25.71; 5. Ross Hill-Brown, SA, 25.88; 6. Geoff Whitehall, SA, 26.16; 7. John Crafter, SA, 27.44; 8. Dave Janssen, SA, 27.88; 9. John Hore, SA, 28.65.

**200 metres** (w: -1.3) 1. David Geddes, NSWIS, 21.01; 2. Patrick Johnson, AIS, 21.14; 3. Adam Basil, VIC, 21.38; 4. Tim Williams, VIS, 21.40; 5. David Baxter, VIS, 21.45; 6. Michael Hazel, VIC, 21.71.

**400 metres** 1. Michael Rehardt, QAS, 45.54; 2. Paul Pearce, VIC, 45.84; 3. Clinton Hill, NSWIS, 45.85; 4. Patrick Dwyer, NSWIS, 45.95; 5. Casey Vincent, NSWIS, 46.84; 6. Mark Ormrod, SASI, 47.08; 7. Keith Sheehy, SASI, 47.38; 8. David Flowers, VIS, 47.45; 9. Brad Jamieson, SASI, 48.07.

**800 metres** 1. Kris McCarthy, VIS, 1:46.70; 2. Todd McDonald, NSW, 1:48.17; 3. Glenn Stojanovic, VIC, 1:50.29; 4. Garth Silva, QLD, 1:50.53; 5. Marcus Katter, QLD, 1:50.57; 5. Aaron Jones, TIS, 1:50.57; 7. Keith Kaesler, SA, 1:57.52; Mark Fountain, VIS, DNF.

**1500 metres** 1. Youcef Abdi, NSWIS, 3:40.81; 2. Mark Gorski, VIC, 3:46.36; 3. Mark Fountain, VIS, 3:47.26; 4. Richard Jeremiah, VIS, 3:47.70; 5. Michael Hane, SA, 3:48.23; 6. Adam Bishop, SA, 3:50.33; 7. Kym Morgan, SA, 3:50.37; 8. Dale Engler, SA, 3:51.92; 9. Simon Field, VIC, 3:52.06; 10. Brad Dyson, TAS, 3:52.19; Shane Thiele, SA, DNF.

**Telstra A-series - Adelaide, Santos Stadium  
Mile End, South Australia, 23rd March 2002 (continued...)**

**110 metres Hurdles** (w: 1.0) 1. Colin Jackson, GBR, 13.46; 2. Elmar Lichtenegger, AUT, 13.69; 3. Timothy Ewen, VIC, 14.07; 4. Andrew Cameron, QAS, 14.23; 5. Nfa-Dehynde Forster-Jones, VIS, 14.28; 6. Ryan Purcell, WAIS, 14.32.

**400 metres Hurdles** 1. Michael Hazel, VIC, 50.61; 2. Matt Beckenham, AIS, 51.49; 3. Peter Bate, VIS, 52.45; 4. Peter Ladd, VIC, 53.21; 5. Cameron Yorke, WA, 55.98; Blair Young, QAS, DNF.

**Pole Vault** 1. Viktor Chistiakov, SASI, 5.77m; 2. Paul Burgess, WAIS, 5.40m; 3. Martin Eriksson, SWE, 5.30m; 4. Luke Vedelago, QLD, 5.15m.

**Triple Jump** 1. Andrew Murphy, NSWIS, 16.60m, w:2.6; 2. Jacob McReynolds, NSWIS, 16.25m, w:-0.9; 3. Joshua Ferguson, QAS, 15.62m, w:-0.6; 4. Michael Perry, NSWIS, 15.54m, w:0.3; 5. Marat Safioulina, SASI, 15.27m, w:0.9; 6. Andrew Lock, SA, 14.92m, w:1.6.

**Discus Throw** 1. Sergey Lyhakov, RUS, 59.42m; 2. Scott Martin, NSWIS, 55.65m; 3. Benn Harradine, NSW, 55.22m; 4. Aaron Neighbour, VIS, 55.19m; 5. Christopher Gaviglio, QLD, 54.23m; 6. Graham Hicks, TIS, 54.22m; 7. Matthew Brown, VIC, 53.69m; 8. Tim Dreisen, AIS, 52.79m.

**Javelin Throw** 1. Andrew Currey, NSWIS, 80.93m; 2. William Hamlyn-Harris, NSWIS, 75.36m; 3. Andrew Hall, WAIS, 74.52m; 4. Oliver Dziubak, WAIS, 68.05m; 5. Jarrod Bannister, QLD, 64.90m.

## Telstra Zatopek Classic - Olympic Park Melbourne, Victoria, 14th December 2002

### Women

**800 metres** I, Savage, Debbie, Act, 2:06.56.2, Allen, Libby, Vic, 2:07.06.3, Tye Smith, Alicia, Vic, 2:07.82.4, McMaster, Kate, Nsw, 2:07.87.5, Little, Ruth, Nsw, 2:08.10.6, Dressler, Katerina, Vis, 2:10.03.7, Gozzard, Kate, Nsw, 2:12.07.

**3000 metres U20** I, Clarke, Georgie, Vis, 9:29.18.2, Tomlinson, Haley, Vic, 9:38.90.3, Abram, Felicity, Qld, 9:49.56.4, Nash, Fiona, Vic, 10:11.99.5, Fry, Kiah, Vic, 10:18.23.6, Jefferies, Kirby, Vic, 10:27.90.7, Grahame, Sarah, Vic, 10:36.63.

**10000 metres** I, Power, Susie, Vis, 31:58.43.2, Thompson, Anna, Vic, 32:48.27.3, Gibbs, Serena, Vic, 34:06.64.4, Salmon, Sarah, Act, 34:11.78.5, Terry, Joy, Act, 34:18.15.6, Philip-Young, Jenny, Qld, 34:39.86.7, McKechnie, Clare, Vis, 35:05.61.8, Seibold, Kate, Vic, 35:13.06.9, Smyth, Claudine, Qld, 35:25.40.10, Turner, Lee-Ann, SA, 35:29.97.11, Truscott, Jenny, Nsw, 35:52.55.12, Gregg, Nadelle, Vic, 36:04.08.13, Stanton, Helen, Vic, 36:14.09.14, Gillham, Alex, Qld, 37:21.91. Poppett, Eloise, Nsw, DNF McGregor, Haley, Vic, DNF Jackowski, Emma, Vic, DNF.

### Men

**400 metres VAL Handicap** I, Muhlan, Andrew, 48.78.2, Keating, Paul, 49.20.3, Dunbar, Cam, 49.43.4, Holloway, Kim, 49.45.5, McKenzie, Shane, 49.49.6, Rees, Evan, 49.83.6, Lloyd, BJ, 49.83.8, Talbot, Lachlan, 56.92.

**800 metres** I, Hane, Michael, SA, 1:51.23.2, Ridgewell, Ross, Act, 1:52.07.3, Lewin, Simon, Vic, 1:52.17.4, Rowan, Louis, Vic, 1:52.37.5, Brennan, Neil, Vic, 1:52.37.6, Morgan, Kym, SA, 1:55.04.

**3000 metres U20** I, Forrest, Shawn, Vis, 8:07.50.2, Perrett, Clint, Vic, 8:09.24.3, Roff, Jeremy, Nsw, 8:14.53.4, Shelley, Michael, Qld, 8:15.40.5, Birmingham, Collis, Vic, 8:24.34.6, Taylor, Luke, Nsw, 8:26.29.7, Bourne, Mark, Act, 8:35.29.8, White, Andrew, Vic, 8:38.03.9, Appleby, Craig, Vic, 8:40.99.10, Adams, Liam, Vic, 8:41.57.11, Morgan, Paul, SA, 8:42.32.12, Holland, Zane, Vic, 8:45.78.13, Matena, Daniel, SA, 8:46.34.14, Locke, Dean, Vic, 8:47.35.15, Peters, Johnathan, Qld, 8:47.74.16, McGrath, Tim, Nsw, 8:49.21.17, Woodman, Brendan, Vic, 8:49.39.18, Deverman, David, Nsw, 8:49.72.19, Fink, Jeremy, Vic, 8:58.04.20, Toomey, Benjamin, Vic, 9:00.09.21, Hay, Patrick, Nsw, 9:02.14.22, Vincent, Adrian, Vic, 9:03.06.23, Massey-Harvey, Jordan, SA, 9:03.57.

**5000 metres** I, Martin, Blair, Nzl, 14:08.49.2, Dyson, Brad, Tas, 14:11.15.3, Byrne, David, Nsw, 14:14.67.4, Wallace, Trent, Vic, 14:33.51.5, Tierney, Marcus, Vic, 14:35.15.6, Hurt, Simon, Nsw, 14:37.68.7, Saunders, Philo, Act, 14:41.98.8, Hanna, Norman, Qld, 14:54.80. Fountain, Mark, Vic, DNF. Yeatman, Luke, Vic, DNF. Stevenson, Alastair, Qld, DNF. Marsh, Julian, Vic, DNF. Taylor, Ryan, Act, DNF.

**10000 metres** I, Troop, Lee, Vis, 28:03.01.2, Cavuoto, Dean, Actas, 28:32.38.3, Moneghetti, Stephen, Vic, 28:33.68.4, Nankervis, Shane, Vic, 29:03.78.5, Tucker, Mark, Vic, 29:04.49.6, de Highden, Roderic, Vic, 29:16.16.7, Harrison, Nick, Vic, 29:20.51.8, Field, Simon, Vic, 29:26.78.9, Johnston, Robbie, Nzl, 29:32.33.10, Keem, Barry, Nsw, 29:33.10.11, Winton, Scott, Nzl, 29:52.30.12, Gleisner, Richard, Vic, 29:58.76.13, Michelsson, Magnus, Vic, 30:02.42.14, Ruschena, David, Vic, 30:05.87.15, Gloster, Linton, Vic, 30:06.96.16, Quin, Daniel, Vic, 30:26.82.17, Meagher, John, Vic, 30:35.60.18, Snowden, Alastair, Nzl, 30:45.49. Schmidlechner, Grant, Vic, DNF. Kirkwood, Craig, Nzl, DNF. Evans, David, Nsw, DNF. Perscheid, Jason, Usa, DNF. Cameron, Jason, Nzl, DNF. Cartwright, Brett, Ais, DNF. Lewin, Simon, Vic, DNF. Green, Daniel, Nsw, DNF. Stokes, Russell, Nsw, DNF.

**1 Mile Run VAL Handicap** I, Welsh, Richard, 4:12.94.2, MacDonald, Chris, 4:16.94.3, Simondson, Roger, 4:18.71.4, Wallace, Tim, 4:21.55.5, Quilty, S, 4:23.74.6, Livingstone, Patrick, 4:24.77.7, Mollard, Les, 4:28.07.8, O'Brien, Paul, 4:30.34.9, Addison, Fiona, 4:37.56.10, Dixon, Christopher, 4:43.38.

**3000 metres Steeplechase** I, Nowill, Peter, Qld, 8:37.27.2, Jeremiah, Richard, Vis, 8:58.48.3, McMahon, Stephen, Vic, 9:04.97.4, Engler, Dale, SA, 9:10.03.5, Longmuir, Travis, Vic, 9:12.88.6, Leach, Andrew, Vic, 9:20.70.7, Rosanowski, Clyde, Nzl, 9:37.26. McTaggart, Scott, Act, DNF.



## Telstra A-championships – ANZ Stadium, Brisbane, Queensland 11th-14th April 2002

### Women

**100 metres Heat 1:** (w: -1.0) 1, 908 Hewitt, Lauren, VIS, 11.69Q, 2, 136 Jackson, Rachael, NSW, 11.80Q, 3, 311 Munro, Jacquie, NSW, 12.01Q, 4, 977 Cope, Ebony, WAIS, 12.07. 5, 78 Reilly, Sarah, IRL, 12.10. 6, 466 Barben, Rowena, QLD, 12.47. 7, 647 Dini, Katherine, SA, 12.48. 8, 176 Sherry, Lauren, NSW, 12.53. **Heat 2:** (w: 0.4) 1, 100 Kemasoude, Gloria, NGR, 11.68Q, 2, 153 Mullan, Sarah, NSW, 11.79Q, 3, 981 Lambert, Jodi, WAIS, 11.81Q, 4, 502 Kleeberg, Melanie, QLD, 11.88q, 5, 1023 Apps, Nicole, NSW, 12.04q, 6, 432 Cullen, Fiona, QAS, 12.05. 7, 101 Aldridge, Merryn, NSW, 12.11. 8, 108 Braithwaite, Liana, NSW, 12.89. **Heat 3:** (w: -1.0) 1, 1100 Madauka, Joice, GBR, 11.53Q, 2, 431 Cripps, Sharon, QAS, 11.67Q, 3, 1018 Maher, Emily, IRL, 11.76Q, 4, 769 Hutton, Elyl, VIC, 11.78q, 5, 498 Harris, Amy, QLD, 11.99q, 6, 655 Sparrow, Andrea, SA, 12.06. 7, 188 Walsh, Cathalina, NSW, 12.26. 8, 82 Kusanagi, Eriko, JPN, 12.32. **Heat 4:** (w: -1.1) 1, 67 James, Vernicha, GBR, 11.71Q, 2, 366 Hunt, Caro, NZL, 11.72Q, 3, 178 Slomka, Mindy, NSW, 11.90Q, 4, 472 Bright, Gemma, QLD, 12.10. 5, 493 Goon Chew, Bindee, QLD, 12.16. 6, 752 Deller, Anne, VIC, 12.22. 7, 470 Boulton, Raelene, QLD, 12.73. 8, 148 Mirzarazi, Keshvar, NSW, 13.14. **Semi 1:** (w: -0.5) 1, 67 James, Vernicha, GBR, 11.74Q, 2, 1100 Madauka, Joice, GBR, 11.75Q, 3, 431 Cripps, Sharon, QAS, 11.75Q, 4, 136 Jackson, Rachael, NSW, 11.85. 5, 769 Hutton, Elyl, VIC, 11.87. 6, 1023 Apps, Nicole, NSW, 11.92. 7, 1018 Maher, Emily, IRL, 12.01. 8, 311 Munro, Jacquie, NSW, 12.01. **Semi 2:** (w: -1.0) 1, 908 Hewitt, Lauren, VIS, 11.60Q, 2, 100 Kemasoude, Gloria, NGR, 11.66Q, 3, 153 Mullan, Sarah, NSW, 11.75Q, 4, 366 Hunt, Caro, NZL, 11.77q, 5, 981 Lambert, Jodi, WAIS, 11.82q, 6, 178 Slomka, Mindy, NSW, 11.97. 7, 502 Kleeberg, Melanie, QLD, 12.02. 8, 498 Harris, Amy, QLD, 12.14. **Final:** (w: 0.9) 1, 908 Hewitt, Lauren, VIS, 11.40. 2, 100 Kemasoude, Gloria, NGR, 11.45. 3, 1100 Madauka, Joice, GBR, 11.50. 4, 67 James, Vernicha, GBR, 11.53. 5, 153 Mullan, Sarah, NSW, 11.57. 6, 431 Cripps, Sharon, QAS, 11.59. 7, 981 Lambert, Jodi, WAIS, 11.65. 8, 366 Hunt, Caro, NZL, 11.66.

**200 metres Heat 1:** (w: 1.1) 1, 431 Cripps, Sharon, QAS, 23.63Q, 2, 153 Mullan, Sarah, NSW, 23.91Q, 3, 101 Aldridge, Merryn, NSW, 24.19. 4, 498 Harris, Amy, QLD, 24.49. 5, 527 Sadler, Rebecca, QLD, 24.51. 6, 780 Moore, Katie, VIC, 24.97. **Heat 2:** (w: -1.2) 1, 908 Hewitt, Lauren, VIS, 23.56Q, 2, 981 Lambert, Jodi, WAIS, 23.60Q, 3, 1103 Murphy, Catherine, GBR, 23.84Q, 4, 502 Kleeberg, Melanie, QLD, 23.90. 5, 120 Dalrymple, Michelle, NSW, 24.46. 6, 787 Robson, Renee, VIC, 24.76. 7, 188 Walsh, Cathalina, NSW, 25.12. 8, 466 Barben, Rowena, QLD, 25.19. 9, 647 Dini, Katherine, SA, 25.36. **Heat 3:** (w: 1.5) 1, 67 James, Vernicha, GBR, 23.51Q, 2, 366 Hunt, Caro, NZL, 23.75Q, 3, 906 Dressler, Katerina, VIC, 23.88q, 4, 136 Jackson, Rachael, NSW, 24.13. 5, 977 Cope, Ebony, WAIS, 24.24. 6, 1023 Apps, Nicole, NSW, 24.29. 7, 655 Sparrow, Andrea, SA, 24.43. 8, 472 Bright, Gemma, QLD, 24.54. 9, 162 Parkes, Kimberley, NSW, 25.39. **Final:** (w: 1.2) 1, 908 Hewitt, Lauren, VIS, 22.91. 2, 67 James, Vernicha, GBR, 23.13. 3, 431 Cripps, Sharon, QAS, 23.36. 4, 981 Lambert, Jodi, WAIS, 23.41. 5, 153 Mullan, Sarah, NSW, 23.67. 6, 366 Hunt, Caro, NZL, 23.68. 7, 906 Dressler, Katerina, VIC, 23.96.

**200 metres B Final:** (w: 1.3) 1, 502 Kleeberg, Melanie, QLD, 23.66. 2, 977 Cope, Ebony, WAIS, 24.14. 3, 1023 Apps, Nicole, NSW, 24.17. 4, 120 Dalrymple, Michelle, NSW, 24.23. 5, 655 Sparrow, Andrea, SA, 24.29. 6, 101 Aldridge, Merryn, NSW, 24.38. 7, 498 Harris, Amy, QLD, 24.41.

**400 metres Heat 1:** 1, 352 Arnott, Jane, NZL, 53.47Q, 2, 304 Hayward, Rosemary, NSW, 53.55Q, 3, 787 Robson, Renee, VIC, 54.68q, 4, 120 Dalrymple, Michelle, NSW, 55.66. 5, 530 Sendall, Katrina, QLD, 57.75. 6, 161 Pagett, Lynda, NSW, 57.98. 7, 540 Wright, Amy, QLD, 61.57. **Heat 2:** 1, 906 Dressler, Katerina, VIC, 55.11Q, 2, 647 Dini, Katherine, SA, 55.74Q, 3, 162 Parkes, Kimberley, NSW, 56.84. 4, 81 Kobayashi, Mika, JPN, 57.05. 5, 789 Sawyer, Amy, VIC, 58.13. 6, 463 Adams, Julia, QLD, 58.26. **Heat 3:** 1, 1103 Murphy, Catherine, GBR, 53.47Q, 2, 123 Donnelley, Amber, NSW, 54.29Q, 3, 527 Sadler, Rebecca, QLD, 54.91q, 4, 354 Bowe, Sonja, NZL, 57.52. 5, 468 Beston, Elizabeth, QLD, 58.47. 6, 772 Lewis, Lauren, VIC, 59.13. 7, 133 Huxtable, Kate, NSW, 59.84. **Final:** 1, 1103 Murphy, Catherine, GBR, 52.18. 2, 352 Arnott, Jane, NZL, 52.73. 3, 906 Dressler, Katerina, VIC, 52.97. 4, 304 Hayward, Rosemary, NSW, 53.20. 5, 123 Donnelley, Amber, NSW, 53.79. 6, 787 Robson, Renee, VIC, 54.24. 7, 527 Sadler, Rebecca, QLD, 54.54. 8, 647 Dini, Katherine, SA, 55.49.

**800 metres Heat 1:** 1, 513 McIvor, Adrienne, QLD, 2:07.88Q, 2, 64 Fenn, Jo, GBR, 2:07.99Q, 3, 383 Wardell, Rebecca, NZL, 2:08.06Q, 4, 757 Fearnley, Anne, VIC, 2:08.37q, 5, 172 Savage, Debbie, NSW, 2:08.95. 6, 770 Jorgensen, Kerri, VIC, 2:09.54. 7, 146 McMaster, Kate, NSW, 2:09.67. 8, 138 King, Bride, NSW, 2:10.02. 9, 761 Fox, Carolyn, QLD, 2:16.26. 10, 743 Bowen, Dimitra, VIC, 2:19.27. **Heat 2:** 1, 911 Lewis, Tamsyn, VIC, 2:05.99Q, 2, 974 Andrews, Susan, WAIS, 2:06.60Q, 3, 738 Allen, Libby, VIC, 2:06.73Q, 4, 739 Bardsley, Narelle, VIC, 2:07.62q, 5, 365 Heron, Rochelle, NZL, 2:10.41. 6, 160 O'Grady, Michelle, NSW, 2:13.47. 7, 139 King, Debbie, NSW, 2:14.98. 8, 756 Eddy, Eliza, VIC, 2:15.28. 9, 190 Weston, Candina Lee, NSW, 2:15.92. **Final:** 1, 911 Lewis, Tamsyn, VIC, 2:00.88. 2, 974 Andrews, Susan, WAIS, 2:02.40. 3, 513 McIvor, Adrienne, QLD, 2:03.25. 4, 64 Fenn, Jo, GBR, 2:04.03. 5, 738 Allen, Libby, VIC, 2:04.05. 6, 757 Fearnley, Anne, VIC, 2:06.47. 7, 383 Wardell, Rebecca, NZL, 2:09.26. 8, 739 Bardsley, Narelle, VIC, 2:10.36.

**1500 metres Final:** 1, 902 Clarke, Georgina, VIC, 4:14.17. 2, 910 Jamieson, Sarah, VIC, 4:15.47. 3, 29 Johnson, Benita, AIS, 4:15.83. 4, 439 Rollison, Melissa, QAS, 4:17.60. 5, 189 Whlam, Suzy, NSW, 4:19.56. 6, 776 McGregor, Haley, VIC, 4:19.97. 7, 152 Morris, Emily, NSW, 4:20.48. 8, 6 Salmon, Sarah, GBR, 4:24.34. 9, 185 Truscott, Jenny, NSW, 4:26.60. 10, 746 Braakhuis, Simone, VIC, 4:28.81. 11, 368 Joy, Leonora, NZL, 4:33.81. 12, 486 Dodds, Katrina, QLD, 4:35.76. 13, 790 Seibold, Kate, VIC, 4:47.33.

**10000 metres Final:** 1, 310 McCann, Kerryn, NSW, 33:20.72. 2, 764 Gibbs, Serena, VIC, 34:57.80. 3, 778 Michelsson, Susan, VIC, 35:56.04. 4, 657 Turner, Lee-Ann, SA, 36:05.62. 145 Martin, Belinda, NSW, DNF.

**100 metres Hurdles Heat 1:** (w: 1.0) 1, 432 Cullen, Fiona, QAS, 13.46Q, 2, 916 Power, Georgina, VIC, 13.69Q, 3, 986 Ragus, Gillian, WAIS, 14.06Q, 4, 747 Burns, Kym, VIC, 14.19q, 5, 130 Hage-Mahon, Rhoda, NSW, 14.59q, 6, 783 O'Loughlin, Rebecca, VIC, 15.58. 7, 156 Neylan, Rachel, NSW, 17.06. **Heat 2:** (w: 1.6) 1, 311 Munro, Jacquie, NSW, 13.22Q, 2, 945 Bult, Sally, WA, 13.90Q, 3, 1005 Purvis, Simone, VIC, 13.94Q, 4, 653 Rentsch, Meagan, SA, 14.78. 5, 471 Boyd, Alana, QLD, 14.96. 6, 148 Mirzarazi, Keshvar, NSW, 15.01. 7, 125 Gill, Rasvinder, NSW, 15.16. 8, 132 Head, Victoria, NSW, 15.37. **Final:** (w: -1.3) 1, 311 Munro, Jacquie, NSW, 13.31. 2, 432 Cullen, Fiona, QAS, 13.40. 3, 916 Power, Georgina, VIC, 13.88. 4, 945 Bult, Sally, WA, 13.91. 5, 747 Burns, Kym, VIC, 14.11. 6, 986 Ragus, Gillian, WAIS, 14.22. 7, 1005 Purvis, Simone, VIC, 14.33. 8, 130 Hage-Mahon, Rhoda, NSW, 14.82.

**400 metres Hurdles Heat 1:** 1, 1148 Brito, Sonia, VIS, 57.77Q. 2, 63 Duncan, Tracey, GBR, 57.88Q. 3, 354 Bowe, Sonja, NZL, 62.43Q. 4, 133 Huxtable, Kate, NSW, 65.30. 5, 749 Campbell, Susan, VIC, 66.08. 6, 1017 Strow, Hayley, QLD, 69.43. **Heat 2:** 1, 313 Price, Stephanie, NSW, 57.45Q. 2, 31 Pittman, Jana, AIS, 60.48Q. 3, 737 Allen, Emily, VIC, 61.12Q. 4, 376 Ogilvie, Kirsty, NZL, 62.11q. 5, 84 Mizukami, Yuki, JPN, 63.82q. 6, 1022 Watson, Kristy, SA, 64.89. **Final:** 1, 31 Pittman, Jana, AIS, 55.34. 2, 1148 Brito, Sonia, VIS, 55.50. 3, 63 Duncan, Tracey, GBR, 56.76. 4, 313 Price, Stephanie, NSW, 57.04. 5, 354 Bowe, Sonja, NZL, 59.69. 6, 737 Allen, Emily, VIC, 60.16. 7, 376 Ogilvie, Kirsty, NZL, 61.63. 8, 84 Mizukami, Yuki, JPN, 62.12.

**3000 metres Steeplechase Final:** 1, 439 Rollison, Melissa, QAS, 9:56.92. 2, 779 Mitchell, Victoria, VIC, 10:36.98. 3, 790 Seibold, Kate, VIC, 11:26.13. 4, 740 Bernecker, Melina, VIC, 11:47.51.

**4x100 metres Relay Final:** 1, QLD (498 Harris, Amy, 431 Cripps, Sharon, 502 Kleeberg, Melanie, 432 Cullen, Fiona), 45.58. 2, NSW (1023 Apps, Nicole, 101 Aldridge, Merryn, 178 Slomka, Mindy, 169 Robertson, Prue), 46.12. 3, SA (653 Rentsch, Meagan, 644 Apostolou, Michelle, 652 Lodge, Paula, 698 Foote, Lauren), 48.52. VIC (769 Hutton, Ely, 1148 Brito, Sonia, 752 Deller, Anne, 911 Lewis, Tamsyn), DNF

**4x400 metres Relay Final:** 1, NSW (313 Price, Stephanie, 123 Donnelley, Amber, 304 Hayward, Rosemary, 31 Pittman, Jana), 3:33.16. 2, VIC (752 Deller, Anne, 787 Robson, Renee, 916 Power, Georgina, 911 Lewis, Tamsyn), 3:44.51. 3, QLD (530 Sendall, Katrina, 468 Beston, Elizabeth, 540 Wright, Amy, 527 Sadler, Rebecca), 3:56.31.

**High Jump Final:** 1, 312 Price, Petrina, NSW, 1.82m. 2, 984 Narrier, Casey, WAIS, 1.78m. 2, 481 Collins, Vicki, QLD, 1.78m. 4, 298 Church, Alexandra, NSW, 1.78m. 5, 511 Mason, Peta, QLD, 1.78m. 6, 144 Mallett, Claire, NSW, 1.74m. 7, 792 Smith, Nadia, VIC, 1.74m. 8, 1020 Downing, Nicky, NSW, 1.65m.

**Pole Vault Heat 1:** 1, 979 George, Emma, WAIS, 3.80mq. 1, 909 Isworth, Bridgid, VIS, 3.80mq. 1, 980 Howe, Kym, WAIS, 3.80mq. 1, 699 Grigorieva, Tatiana, SASI, 3.80mq. 5, 702 Young, Wendy, SASI, 3.70mq. 5, 359 Drais, Emma, NZL, 3.70mq. 5, 904 Dacy, Rachael, VIS, 3.70mq. 5, 66 Hill, Irie, VIC, 3.70mq. 5, 755 Ditton, Rosanna, VIC, 3.70mq. 10, 512 McGowan, Sarsha, QLD, 3.50m. 10, 656 Tankosic, Jana, SA, 3.50m. 10, 659 Young, Tracey, SA, 3.50m. 10, 697 Eley, Lauren, SASI, 3.50m. 10, 774 Lynn, Jacinta, VIC, 3.50m. 15, 763 Georgiou, Cathy, VIC, 3.30m. **Final:** 1, 699 Grigorieva, Tatiana, SASI, 4.44m. 2, 980 Howe, Kym, WAIS, 4.32m. 3, 909 Isworth, Bridgid, VIS, 4.20m. 4, 904 Dacy, Rachael, VIS, 4.10m. 5, 755 Ditton, Rosanna, VIC, 4.00m. 6, 66 Hill, Irie, VIC, 3.90m. 6, 359 Drais, Emma, NZL, 3.90m. 8, 659 Young, Tracey, SA, 3.45m. 979 George, Emma, WAIS, NH. 702 Young, Wendy, SASI, NH.

**Long Jump Qualifying:** 1, 525 Perkins, Kerrie, QLD, 6.27mq, w:+0.0. 2, 440 Thompson, Bronwyn, QAS, 6.26mq, w:0.4. 3, 747 Burns, Kym, VIC, 6.16mq, w:1.4. 4, 951 Morrison, Lisa, WA, 6.14mq, w:-0.2. 5, 987 Sutherland, Sharon, WAIS, 6.12mq, w:-1.2. 6, 28 Boegman, Nicole, AIS, 6.10mq, w:-1.0. 7, 985 Oksuz, Shermin, WAIS, 6.06mq, w:-0.8. 7, 792 Smith, Nadia, VIC, 6.06mq, w:+0.0. 9, 744 Bowles, Jeanette, VIC, 5.94mq, w:-0.2. 10, 430 Boyd, Jacinta, QAS, 5.88mq, w:1.6. 11, 905 Dosen, Sarah, VIC, 5.83m, w:-0.1. 12, 114 Castlereagh, Fleur, NSW, 5.70m, w:0.6. 13, 437 Norman, Kathleen, QAS, 5.61m, w:-0.3. 14, 474 Brown, Natalie, QLD, 5.51m, w:-0.2. 797 Viduka, Mariklud, VIC, ND, w:NWI. **Final:** 1, 440 Thompson, Bronwyn, QAS, 6.77m, w:-0.2. 525 Perkins, Kerrie, QLD, 6.36m, w:0.2. 3, 28 Boegman, Nicole, AIS, 6.31m, w:0.4. 3, 985 Oksuz, Shermin, WAIS, 6.31m, w:1.5. 5, 987 Sutherland, Sharon, WAIS, 6.27m, w:-0.3. 6, 792 Smith, Nadia, VIC, 6.23m, w:0.6. 7, 951 Morrison, Lisa, WA, 6.20m, w:1.4. 8, 747 Burns, Kym, VIC, 6.08m, w:-0.3. 9, 430 Boyd, Jacinta, QAS, 5.92m, w:0.4. 10, 744 Bowles, Jeanette, VIC, 5.85m, w:-0.5.

**Triple Jump Group 1:** 1, 983 Mladenis, Nicole, WAIS, 13.35mq, w:0.3. 2, 353 Avery, Shelley, NZL, 12.69mq, w:1.1. 3, 374 Nacewa, Kelera, NZL, 12.48mq, w:-0.9. 4, 744 Bowles, Jeanette, VIC, 12.38mq, w:0.6. 5, 184 Ting, Gillian, NSW, 12.28mq, w:-0.5. 6, 534 Sydney, Sarah, QLD, 12.25mq, w:-0.9. 7, 773 Lyne, Karen, VIC, 11.60m, w:-0.1. 8, 479 Clarke, Tarja, QLD, 11.26m, w:-0.3. **Group 2:** 1, 373 Maunder, Frith, NZL, 12.70mq, w:-1.7. 2, 644 Apostolou, Michelle, SA, 12.62mq, w:1.1. 3, 522 Moss, Melissa, QLD, 12.60mq, w:1.4. 4, 978 Cragan, Crystal, WAIS, 12.24mq, w:-0.3. 5, 652 Lodge, Paula, SA, 11.81m, w:0.6. 6, 129 Grehan, Katelyn, NSW, 11.66m, w:2.3. 947 Duffield, Sarah, WA, ND, w:NWI. 797 Viduka, Mariklud, VIC, ND, w:NWI. **Final:** 1, 983 Mladenis, Nicole, WAIS, 13.62m, w:-0.4. 2, 644 Apostolou, Michelle, SA, 12.83m, w:+0.0. 3, 373 Maunder, Frith, NZL, 12.67m, w:-0.2. 4, 353 Avery, Shelley, NZL, 12.66m, w:-0.1. 5, 522 Moss, Melissa, QLD, 12.54m, w:+0.0. 6, 374 Nacewa, Kelera, NZL, 12.46m, w:-0.5. 6, 744 Bowles, Jeanette, VIC, 12.46m, w:+0.0. 8, 534 Sydney, Sarah, QLD, 12.43m, w:+0.0. 9, 184 Ting, Gillian, NSW, 12.23m, w:-0.4. 10, 978 Cragan, Crystal, WAIS, 11.99m, w:+0.0.

**Shot Put Final:** 1, 302 Haage, Michelle, NSW, 15.51m. 2, 378 Pouhila, Anna, NZL, 14.95m. 3, 728 Djibril, Alifatu, SA, 14.91m. 4, 370 Lutton, Tania, NZL, 14.48m. 5, 308 Johnson, Belinda, NSW, 13.80m. 6, 782 Neilsen, Rebecca, VIC, 13.16m. 7, 351 Akeli, Serafina, NZL, 12.66m. 8, 122 Dickson, Sharyn, NSW, 12.63m. 9, 521 Morris, Joanne, QLD, 11.82m. 10, 1028 Ramesh, Bina, FRA, 11.77m. 11, 506 Lovely, Deborah, QLD, 11.59m. 12, 651 Lange, Mary, SA, 11.28m. 13, 912 McIntosh, Cecilia, VIS, 11.09m. 729 Uhi, Melehiho, TGA, ND.

**Discus Throw Qualifying:** 1, 360 Faumuina, Beatrice, NZL, 59.03mq. 2, 435 Lever, Alison, QAS, 58.09mq. 3, 436 Nacsa, Monique, QAS, 54.33mq. 4, 729 Uhi, Melehiho, TGA, 50.75mq. 5, 728 Djibril, Alifatu, SA, 50.05mq. 6, 438 Pickersgill, Debbie, QAS, 49.18mq. 7, 85 Yamaguchi, Tomoko, JPN, 48.73mq. 8, 122 Dickson, Sharyn, NSW, 44.99mq. 9, 166 Rae, Rhianonn, NSW, 44.32mq. 10, 491 Fraser, Samantha, QLD, 43.17mq. 11, 799 Warren, Raelene, VIC, 42.52m. 12, 767 Hicks, Tamika, VIC, 42.32m. 13, 506 Lovely, Deborah, QLD, 41.93m. 14, 480 Collier, Samantha, QLD, 41.44m. **Final:** 1, 360 Faumuina, Beatrice, NZL, 63.41m. 2, 435 Lever, Alison, QAS, 60.29m. 3, 436 Nacsa, Monique, QAS, 57.24m. 4, 438 Pickersgill, Debbie, QAS, 52.20m. 5, 729 Uhi, Melehiho, TGA, 51.21m. 6, 728 Djibril, Alifatu, SA, 50.53m. 7, 85 Yamaguchi, Tomoko, JPN, 49.48m. 8, 166 Rae, Rhianonn, NSW, 46.82m. 9, 491 Fraser, Samantha, QLD, 43.79m. 10, 122 Dickson, Sharyn, NSW, 43.27m.

**Hammer Throw Final:** 1, 301 Eagles, Bronwyn, NSW, 69.65mN. 2, 700 Krueger, Brooke, SASI, 66.11m. 3, 300 Di Marco, Karyne, NSW, 65.71m. 4, 317 Sosimenko, Deborah, NSW, 59.72m. 5, 303 Hall, Kellie, NSW, 56.57m. 6, 915 Neighbour, Gabrielle, VIS, 56.50m. 7, 315 Ryabovitch, Maree, NSW, 56.13m. 8, 314 Robertson, Nicole, NSW, 56.07m. 9, 799 Warren, Raelene, VIC, 52.07m. 10, 116 Clement, Breanne, NSW, 47.32m. 11, 518 Mills, Kristy, QLD, 42.80m. 12, 58 Marsters, Siniva, CKI, 38.71m. 13, 491 Fraser, Samantha, QLD, 38.65m.

## Telstra A-championships – ANZ Stadium, Brisbane, Queensland 11th-14th April 2002 (continued...)

**Javelin Throw Final:** 1, 1028 Ramesh, Bina, FRA, 56.93m. 2, 83 Miyake, Takako, JPN, 56.61m. 3, 912 McIntosh, Cecilia, VIS, 53.87m. 4, 914 Mitchell, Kathryn, VIS, 52.13m. 5, 495 Hancock, Stephanie, QLD, 49.76m. 6, 768 Hooper, Rossie, VIC, 49.56m. 7, 351 Akeli, Serafina, NZL, 48.31m. 8, 982 Mickle, Kimberley, WAIS, 47.28m. 9, 157 Noy, Rebecca, NSW, 47.11m. 10, 308 Johnson, Belinda, NSW, 45.10m. 11, 477 Cairns, Carly, QLD, 43.47m. 12, 649 Jackman, Caroline, SA, 42.89m. 13, 532 Smith, Kate, QLD, 41.41m. 14, 378 Pouhila, Anna, NZL, 40.11m.

**Heptathlon Final:** 1, Thompson, Clare #917, VIS, 5804. 2, Wheeler, Kylie #988, WAIS, 5698. 3, Heath, Mandy #305, NSWI, 5555. 4, Jamieson, Jane #307, NSWI, 5373. 5, Ragus, Gillian #986, WAIS, 5328. 6, Moresi, Virginia #151, NSW, 5108. 7, Senior, Daniel #174, NSW, 4622. 8, O'Loughlin, Rebecca #783, VIC 4502. 9, Tucker, Melissa #186, NSW, 4478. 10, Lodge, Paula #652, SA, 4420.

### Women Under 20

**100 metres U20 Heat 1:** (w: -1.3) 1, 483 Cutmore, Michelle, QLD, 12.12Q. 2, 975 Bent, Kylie, WAIS, 12.19Q. 3, 516 McLellan, Sally, QLD, 12.20Q. 4, 69 Wall, Kim, GBR, 12.36. 5, 715 Whitley, Morgan, TAS, 12.47. 6, 5 Misko, Sarah, ACT, 12.51. 7, 176 Sherry, Lauren, NSW, 12.52. 8, 108 Braithwaite, Liana, NSW, 12.82. 9, 946 Carr, Rachael, WA, 12.87. 10, 371 Lynch, Aimee, NZL, 12.90. **Heat 2:** (w: 1.2) 1, 318 Spencer, Alicia, NSWI, 12.04Q. 2, 524 Ngaluafe, Josephine, QLD, 12.07Q. 3, 169 Robertson, Prue, NSW, 12.21Q. 4, 433 Kehoe, Pip, QAS, 12.30Q. 5, 119 Cunningham, Casey, NSW, 12.35q. 6, 126 Glapa, Alison, NSW, 12.41. 7, 523 Negus, Rebecca, QLD, 12.51. 8, 115 Clark, Edwina, NSW, 12.51. 9, 112 Carey, Preya, NSW, 12.57. **Final:** (w: 1.1) 1, 483 Cutmore, Michelle, QLD, 11.83J. 2, 318 Spencer, Alicia, NSWI, 11.90. 3, 975 Bent, Kylie, WAIS, 11.94. 4, 524 Ngaluafe, Josephine, QLD, 12.00. 5, 169 Robertson, Prue, NSW, 12.04. 6, 516 McLellan, Sally, QLD, 12.19. 7, 119 Cunningham, Casey, NSW, 12.37.

**200 metres U20 Heat 1:** (w: -0.5) 1, 483 Cutmore, Michelle, QLD, J 24.42Q. 2, 306 Irwin, Rebecca, NSWI, 24.91Q. 3, 730 Pedley, Kate, TIS, 25.01Q. 4, 69 Wall, Kim, GBR, 25.21. 5, 119 Cunningham, Casey, NSW, 25.28. 6, 371 Lynch, Aimee, NZL, 25.74. 7, 108 Braithwaite, Liana, NSW, 25.99. 8, 523 Negus, Rebecca, QLD, 26.35. **Heat 2:** (w: -0.7) 1, 975 Bent, Kylie, WAIS, 24.53Q. 2, 524 Ngaluafe, Josephine, QLD, 24.78Q. 3, 384 Williams, Monique, NZL, 24.79Q. 4, 715 Whitley, Morgan, TAS, 24.79q. 5, 433 Kehoe, Pip, QAS, 24.83q. 6, 115 Clark, Edwina, NSW, 25.65. 7, 802 White, Cara, VIC, 25.75. 8, 946 Carr, Rachael, WA, 26.00. **Final:** (w: -1.1) 1, 483 Cutmore, Michelle, QLD, 24.27J. 2, 975 Bent, Kylie, WAIS, 24.72. 3, 730 Pedley, Kate, TIS, 24.73. 4, 433 Kehoe, Pip, QAS, 24.89. 5, 524 Ngaluafe, Josephine, QLD, 24.91. 6, 306 Irwin, Rebecca, NSWI, 24.98. 7, 715 Whitley, Morgan, TAS, 25.03. 8, 384 Williams, Monique, NZL, 25.23.

**400 metres U20 Heat 1:** 1, 306 Irwin, Rebecca, NSWI, 54.82Q. 2, 903 Crow, Kimberley, VIS, 55.78Q. 3, 150 Montague, Jessica, NSW, 56.07Q. 4, 384 Williams, Monique, NZL, 56.26q. 5, 485 Davies, Jacqueline, QLD, 56.83q. 6, 142 Lewis, Crystal, NSW, 58.46. 7, 802 White, Cara, VIC, 58.86. 8, 500 Hynes, Sarah, QLD, 60.03. 9, 509 Manson, Bridie, QLD, 63.53. **Heat 2:** 1, 730 Pedley, Kate, TIS, 55.45Q. 2, 316 Smith, Annabelle, NSWI, 55.57Q. 3, 715 Whitley, Morgan, TAS, 55.69Q. 4, 515 McKirdy, Julia, QLD, 57.56. 5, 141 Lekkas, Jemma, NSW, 58.45. 6, 696 Dunn, Abbey, SASI, 58.59. 7, 538 Weathered, Belinda, QLD, 60.11. 8, 147 Mills, Kathryn, NSW, 61.46. **Final:** 1, 306 Irwin, Rebecca, NSWI, 53.83J. 2, 730 Pedley, Kate, TIS, 54.13J. 3, 316 Smith, Annabelle, NSWI, 54.15J. 4, 715 Whitley, Morgan, TAS, 54.31J. 5, 903 Crow, Kimberley, VIS, 55.26. 6, 384 Williams, Monique, NZL, 56.40. 7, 150 Montague, Jessica, NSW, 56.59. 8, 485 Davies, Jacqueline, QLD, 57.10.

**800 metres U20 Heat 1:** 1, 948 Hancock, Katherine, WA, 2:13.48Q. 2, 177 Simpson, Brooke, NSW, 2:15.03Q. 3, 714 Simmons, Tiah, TAS, 2:15.31Q. 4, 482 Curtis, Sophie, QLD, 2:18.40q. 5, 508 MacGregor, Fiona, QLD, 2:25.18. 6, 499 Hill, Rebecca, QLD, 2:26.02. **Heat 2:** 1, 299 Corrigan, Lisa, NSWI, 2:11.22Q. 2, 465 Atthow, Margaret, QLD, 2:11.44Q. 3, 191 Young, Kelly, NSW, 2:11.76Q. 4, 361 Forlong, Rebecca, NZL, 2:12.20q. 5, 492 Gillham, Alyce, QLD, 2:27.81. **Final:** 1, 177 Simpson, Brooke, NSW, 2:09.13. 2, 299 Corrigan, Lisa, NSWI, 2:10.26. 3, 191 Young, Kelly, NSW, 2:11.68. 4, 948 Hancock, Katherine, WA, 2:11.76. 5, 465 Atthow, Margaret, QLD, 2:12.68. 6, 361 Forlong, Rebecca, NZL, 2:13.57. 7, 482 Curtis, Sophie, QLD, 2:18.54. 8, 714 Simmons, Tiah, TAS, 2:20.11.

**1500 metres U20 Final:** 1, 439 Rollison, Melissa, QAS, 4:14.66J. 2, 177 Simpson, Brooke, NSW, 4:26.52. 3, 299 Corrigan, Lisa, NSWI, 4:27.51. 4, 1 Grant, Kandy, ACT, 4:36.08. 5, 361 Forlong, Rebecca, NZL, 4:42.38. 6, 482 Curtis, Sophie, QLD, 4:47.44. 7, 154 Mullins, Skye, NSW, 4:55.39.

**3000 metres U20 Final:** 1, 798 Wall, Joanna, VIC, 9:35.25. 2, 1 Grant, Kandy, ACT, 9:52.21. 3, 475 Burgess, Nadine, QLD, 10:12.85. 4, 381 Slopes, Julia, NZL, 10:13.16. 5, 741 Biffin, Lisa, VIC, 10:40.61. 6, 762 Fritze, Claire, VIC, 10:44.34.

**10000 metres Walk U20 Final:** 1, 319 Walkley, Sarah, NSWI, 50:20.32. 2, 309 Johnson, Laura, NSWI, 51:13.97. 3, 128 Grant, Lisa, NSW, 53:50.65. 4, 736 Adamciewicz, Erin, VIC, 56:31.56. 5, 105 Birch, Stacey, NSW, 59:17.01.

**100 metres Hurdles U20 Heat 1:** (w: -0.8) 1, 742 Bilous, Leona, VIC, 14.42Q. 2, 471 Boyd, Alana, QLD, 14.65Q. 3, 125 Gill, Rasvinder, NSW, 15.28Q. 4, 132 Head, Victoria, NSW, 15.46q. 5, 107 Bourke, Rachael, NSW, 15.89. 6, 658 Yeomans, Rowena, SA, 16.26. **Heat 2:** (w: 1.1) 1, 905 Dosen, Sarah, VIS, J 14.08Q. 2, 131 Hahn, Sussanah, NSW, 14.31Q. 3, 775 McDonald, Kiara, VIC, 14.73Q. 4, 375 Nauman, Katharina, NZL, 15.70Q. 5, 759 Fisticic, Michelle, VIC, 15.74. 6, 135 Jackson, Lauren, NSW, 15.93. 7, 750 Coghill, Sarah, VIC, 16.94. **Final:** (w: 0.6) 1, 905 Dosen, Sarah, VIS, 14.03J. 2, 131 Hahn, Sussanah, NSW, 14.15. 3, 742 Bilous, Leona, VIC, 14.30. 4, 775 McDonald, Kiara, VIC, 14.69. 5, 471 Boyd, Alana, QLD, 14.77. 6, 125 Gill, Rasvinder, NSW, 15.12. 7, 132 Head, Victoria, NSW, 15.25. 8, 375 Nauman, Katharina, NZL, 15.60.

**400 metres Hurdles U20 Heat 1:** 1, 737 Allen, Emily, VIC, 61.93Q. 2, 191 Young, Kelly, NSW, 63.00Q. 3, 110 Brownlow, Lauren, NSW, 65.96Q. 4, 751 Curtis, Karoline, VIC, 69.57q. 5, 135 Jackson, Lauren, NSW, 70.72. 6, 147 Mills, Kathryn, NSW, 74.85. **Heat 2:** 1, 903 Crow, Kimberley, VIS, 61.65Q. 2, 760 Ford, Caitlan, VIC, 66.32Q. 3, 750 Coghill, Sarah, VIC, 66.66Q. 4, 489 Farmer, Anita, QLD, 69.75q. 5, 531 Smith, Jessica, QLD, 70.37. 164 Piotrowski, Alison, NSW, DQ. **Final:** 1, 903 Crow, Kimberley, VIS, 59.60J. 2, 737 Allen, Emily, VIC, 60.94. 3, 191 Young, Kelly, NSW, 63.15. 4, 760 Ford, Caitlan, VIC, 64.27. 5, 110 Brownlow, Lauren, NSW, 66.63. 6, 489 Farmer, Anita, QLD, 67.33. 7, 750 Coghill, Sarah, VIC, 68.14. 8, 751 Curtis, Karoline, VIC, 69.98.

**2000 metres Steeplechase U20 Final:** 1, 165 Ponton, Marnie, ACTA, 6:56.1. 2, 714 Simmons, Tiah, TAS, 7:18.93. 3, 102 Bailey, Carrie, QLD, 7:29.06. 4, 501 Jarrett, Courtney, QLD, 7:37.50. 5, 158 O'Carroll, Nikki, NSW, 7:48.83. 6, 170 Ryan, Marisa, NSW, 7:54.09. 7, 140 King, Krista, NSW, 8:31.07. 8, 800 Waterman, Anna, VIC, 8:38.05.

**4x100 metres Relay U20 Final:** 1, NSW (112 Carey, Preya, 169 Robertson, Prue, 119 Cunningham, Casey, 318 Spencer, Alicia), 46.73. 2, QLD (430 Boyd, Jacinta, 524 Ngaluafe, Josephine, 523 Negus, Rebecca, 516 McLellan, Sally), 46.95. 3, WA (978 Cragan, Crystal, 946 Carr, Rachael, 949 Hughes, Lisa Marie, 985 Oksuz, Shermin), 48.49. 4, SA (658 Yeomans, Rowena, 1109 Stanley, Caitlin, 648 Hargrave, Breanna, 696 Dunn, Abbey), 50.96.

**4x400 metres Relay U20 Final:** 1, NSW (150 Montague, Jessica, 316 Smith, Annabelle, 191 Young, Kelly, 306 Irwin, Rebecca), 3:47.26. 2, VIC (737 Allen, Emily, 760 Ford, Caitlan, 802 White, Cara, 903 Crow, Kimberley), 3:49.33. 3, QLD (485 Davies, Jacqueline, 465 Atthow, Margaret, 482 Curtis, Sophie, 515 McKirby, Julia), 3:54.30. 4, SA (1109 Stanley, Caitlin, 698 Foote, Lauren, 648 Hargrave, Breanna, 696 Dunn, Abbey), 4:10.01.

**High Jump U20 Final:** 1, 312 Price, Petrina, NSW, 1.85mj. 2, 984 Narrier, Casey, WAIS, 1.82mj. 3, 298 Church, Alexandra, NSW, 1.79m. 4, 698 Foote, Lauren, SASI, 1.79m. 5, 144 Mallett, Claire, NSW, 1.76m. 6, 494 Gunn, Matilda, QLD, 1.69m. 7, 648 Hargrave, Breanna, SA, 1.69m. 7, 488 Drummond, Catherine, QLD, 1.69m. 9, 517 Mearns, Jess, QLD, 1.65m. 10, 4 MacDonald, Sian, ACT, 1.65m. 11, 109 Brotherton, Jane, NSW, 1.60m. 11, 464 Allen, Amanda J, QLD, 1.60m. 11, 478 Choolun, Nicole, QLD, 1.60m. 14, 753 Densley, Tessa, VIC, 1.60m. 15, 379 Pritchard, Marissa, NZL, 1.60m. 16, 467 Beckman, Emma, QLD, 1.55m. 16, 533 Solomon, Fiona, QLD, 1.55m.

**Pole Vault U20 Final:** 1, 702 Young, Wendy, SASI, 4.00mj. 2, 976 Boxall, Erryn, WAIS, 3.75m. 3, 774 Lynn, Jacinta, VIC, 3.65m. 4, 656 Tankosic, Jana, SA, 3.65m. 5, 519 Miroshnichenko, Katrina, QLD, 3.35m. 5, 512 McGowan, Sarsha, QLD, 3.35m. 7, 796 Turner, Jessica, VIC, 3.35m. 8, 650 Kotyla, Anthea, SA, 3.20m. 8, 507 Lucock, Charmaine, QLD, 3.20m. 10, 541 Wright, Kelly, QLD, 3.20m. 11, 766 Henderson, Narelle, VIC, 3.20m. 12, 654 Scroop, Jamie, SA, 3.20m. 13, 712 Lyden, Jessica, TAS, 3.00m. 13, 364 Grogan, Amber, NZL, 3.00m. 697 Eley, Lauren, SASI, NH.

**Long Jump U20 Final:** 1, 985 Oksuz, Shermin, WAIS, 6.00m, w:+0.0. 2, 905 Dosen, Sarah, VIC, 5.92m, w:+0.0. 3, 430 Boyd, Jacinta, QAS, 5.75m, w:+0.0. 4, 115 Clark, Edwina, NSW, 5.40m, w:+0.0. 5, 536 Turner, Alexis, QLD, 5.13m, w:+0.0.

**Triple Jump U20 Final:** 1, 534 Sydney, Sarah, QLD, 12.51m, w:+0.0. 2, 989 Williams, Rebekah, WAIS, 12.48m, w:+0.0. 3, 978 Cragan, Crystal, WAIS, 12.26m, w:+0.0. 4, 372 Mafleo, Melissa, NZL, 12.12m, w:+0.0. 5, 645 Coster, Anna, SA, 12.02m, w:+0.0. 6, 129 Grehan, Katelyn, NSW, 11.51m, w:+0.0. 7, 479 Clarke, Tarja, QLD, 11.38m, w:-0.4. 143 Littlewood, Erin, NSW, ND, w:NWI. 379 Pritchard, Marissa, NZL, ND, w:NWI. 159 O'Donnell, Kate, NSW, ND, w:NWI. 135 Jackson, Lauren, NSW, ND, w:NWI. 1026 Badenoch-Jones, Sarah, ACT, ND, w:NWI. 947 Duffield, Sarah, WA, ND, w:NWI. 536 Turner, Alexis, QLD, ND, w:NWI.

**Shot Put U20 Final:** 1, 308 Johnson, Belinda, NSW, 13.53m. 2, 782 Neilsen, Rebecca, VIC, 13.37m. 3, 122 Dickson, Sharyn, NSW, 12.72m. 4, 506 Lovely, Deborah, QLD, 12.27m. 5, 491 Fraser, Samantha, QLD, 11.65m. 6, 109 Brotherton, Jane, NSW, 11.42m. 7, 529 Seage, Nicole, QLD, 10.47m.

**Discus Throw U20 Final:** 1, 506 Lovely, Deborah, QLD, 45.84m. 2, 166 Rae, Rhiannon, NSW, 45.66m. 3, 491 Fraser, Samantha, QLD, 45.46m. 4, 122 Dickson, Sharyn, NSW, 44.50m. 5, 480 Collier, Samantha, QLD, 43.25m. 6, 308 Johnson, Belinda, NSW, 43.05m. 7, 1011 Marshall, Alicia, SA, 42.16m. 8, 748 Burns, Lauren, VIC, 41.99m. 9, 504 Lamond, Amy, QLD, 38.83m. 10, 163 Petrovic, Erin, NSW, 38.63m. 11, 529 Seage, Nicole, QLD, 36.60m.

**Hammer Throw U20 Final:** 1, 915 Neighbour, Gabrielle, VIC, 55.89mj. 2, 506 Lovely, Deborah, QLD, 48.52m. 3, 782 Neilsen, Rebecca, VIC, 47.69m. 4, 163 Petrovic, Erin, NSW, 44.80m. 5, 518 Mills, Kristy, QLD, 42.52m. 6, 350 Adriaansen, Melanie, NZL, 40.21m. 7, 504 Lamond, Amy, QLD, 39.02m. 8, 528 Schlecter, Michelle, QLD, 37.01m. 9, 476 Burow, Nicole, QLD, 33.06m. 10, 529 Seage, Nicole, QLD, 27.47m. 491 Fraser, Samantha, QLD, ND. 713 Millington, Anita, TAS, ND.

**Javelin Throw U20 Final:** 1, 982 Mickle, Kimberley, WAIS, 49.56mj. 2, 308 Johnson, Belinda, NSW, 45.52m. 3, 1011 Marshall, Alicia, SA, 43.46m. 4, 748 Burns, Lauren, VIC, 39.21m. 5, 363 Greatbatch, Jennifer, NZL, 37.86m. 6, 542 Zwieter, Hannah, QLD, 37.84m. 7, 537 Ward, Sarah, QLD, 37.77m. 8, 163 Petrovic, Erin, NSW, 37.73m. 9, 510 Martin, Tammy, QLD, 34.77m.

**Heptathlon U20 Final:** 1, Bilous, Leona #742, VIC, 5262. 2, Foote, Lauren #698, SASI, 4988.3, Cowley, Sarah #357, NZL, 4622. 4, Brotherton, Jane #109 NSW, 4601. 5, Hughes, Lisa #949, WA, 4506. 6, Densley, Tessa #753, VIC, 4421. 7, Hargrave, Breanna #648, SA, 3868.

### Women Ambulant

**100 metres Ambulant Final:** (w: 2.1) 1, 30 Llorens, Lisa, AIS, 13.32. 2, 701 Webb, Katrina, SASI, 14.13. 3, 1105 Harbeck, Courtney, QLD, 14.67. 4, 505 Looker, Lilly, QLD, 14.78. 5, 514 McKell, Prew, QLD, 15.29. 6, 24 Fraser, Amanda, ACTA, 17.03. 7, 794 Spehar, Nicole, VIC, 21.03. 8, 801 Weisz, Heidi, VIC, 22.04. 9, 791 Simpson, Tamiko, VIC, 25.15.

**200 metres Ambulant Final:** (w: 1.2) 1, 30 Llorens, Lisa, AIS, 26.75. 2, 32 Rackham, Sharon, AIS, 27.67. 3, 497 Bradley, Tanya, NZL, 27.85. 4, 180 Starr, Meaghan, NSW, 28.03. 5, 701 Webb, Katrina, SASI, 29.22. 6, 913 McIntosh, Lisa, VIC, 29.90. 7, 514 McKell, Prew, QLD, 32.22. 8, 24 Fraser, Amanda, ACTA, 35.37. 9, 794 Spehar, Nicole, VIC, 47.76.

**400 metres Ambulant Final:** 1, 32 Rackham, Sharon, AIS, 64.75. 2, 497 Bradley, Tanya, NZL, 65.04. 3, 180 Starr, Meaghan, NSW, 65.38.

**Long Jump Ambulant Final:** 1, 1105 Harbeck, Courtney, QLD, 3.94m, w:-0.4. 2, 497 Bradley, Tanya, NZL, 3.53m, w:+0.0. 801 Weisz, Heidi, VIC, FOUL, w:NWI.

## Telstra A-championships – ANZ Stadium, Brisbane, Queensland 11th-14th April 2002 (continued...)

**Shot Put Ambulant Final:** 1, 803 Willis-Roberts, Jodi, VIC, 11.81m. 2, 434 Koplick, Norma, QAS, 9.25m. 3, 503 Krome, Tanya, QLD, 8.92m. 4, 900 Bradshaw, Joanne, VIS, 8.38m. 5, 24 Fraser, Amanda, ACTA, 7.60m. 6, 711 Gordon, Bernadette, TAS, 7.35m. 7, 539 Wendt, Debbie, QLD, 6.15m. 8, 134 Isles, Julie, NSW, 4.59m. 9, 801 Weisz, Heidi, VIC, 4.43m. 10, 791 Simpson, Tamiko, VIC, 2.80m. 11, 794 Spehar, Nicole, VIC, 2.59m.

**Discus Throw Ambulant Final:** 1, 803 Willis-Roberts, Jodi, VIC, 35.96m. 2, 434 Koplick, Norma, QAS, 28.37m. 3, 187 Waddell, Heidi, NSW, 25.08m. 4, 711 Gordon, Bernadette, TAS, 24.76m. 5, 24 Fraser, Amanda, ACTA, 23.52m. 6, 539 Wendt, Debbie, QLD, 21.02m. 7, 900 Bradshaw, Joanne, VIS, 19.84m. 8, 134 Isles, Julie, NSW, 11.06m. 9, 801 Weisz, Heidi, VIC, 10.15m. 10, 794 Spehar, Nicole, VIC, 8.51m.

**Javelin Throw Ambulant Final:** 1, 434 Koplick, Norma, QAS, 31.10m. 2, 187 Waddell, Heidi, NSW, 26.49m. 3, 503 Krome, Tanya, QLD, 23.25m. 4, 539 Wendt, Debbie, QLD, 18.82m. 5, 24 Fraser, Amanda, ACTA, 16.09m. 6, 900 Bradshaw, Joanne, VIS, 15.51m. 7, 134 Isles, Julie, NSW, 13.53m. 8, 794 Spehar, Nicole, VIC, 6.67m. 9, 791 Simpson, Tamiko, VIC, 3.92m.

### Women Wheelchair

**100 metres Wheelchair Final:** (w: -0.4) 1, 103 Ballard, Angela, AIS, 19.44. 2, 484 Darragh, Kelly, QLD, 20.67. 3, 496 Hannay, Katherine, QLD, 20.96.

**200 metres Wheelchair Final:** (w: -0.9) 1, 103 Ballard, Angela, AIS, 37.44. 2, 179 Stankovic, Eliza, NSW, 38.54. 3, 496 Hannay, Katherine, QLD, 39.04. 484 Darragh, Kelly, QLD, DQ.

**400 metres Wheelchair Final:** 1, 171 Sauvage, Louise, NSW, 61.71. 2, 179 Stankovic, Eliza, NSW, 64.72. 3, 103 Ballard, Angela, AIS, 69.42. 4, 496 Hannay, Katherine, QLD, 75.57. 5, 484 Darragh, Kelly, QLD, 78.51.

**800 metres Wheelchair Final:** 1, 171 Sauvage, Louise, NSW, 2:09.72. 2, 179 Stankovic, Eliza, NSW, 2:10.59. 3, 103 Ballard, Angela, AIS, 2:24.45. 4, 496 Hannay, Katherine, QLD, 2:36.64. 5, 484 Darragh, Kelly, QLD, 2:47.64.

**Shot Put Seated Wheelchair Final:** 1, 181 Summersgill, Claire, NSW, 3.29m.

**Discus Throw Seated Wheelchair Final:** 1, 181 Summersgill, Claire, NSW, 6.85m.

### Men

**100 metres Heat 1:** (w: 0.4) 1, 416 Roberts, Dallas, NZL, 10.52Q. 2, 224 Ezenwa, Ambrose, NSW, 10.55Q. 3, 94 Kon, Takayuki, JPN, 10.56q. 4, 920 Baxter, David, VIS, 10.57q. 5, 894 Thom, David, VIC, 10.69. 6, 695 Roache, Mohd, SAM, 10.90. 7, 971 Tucker, Steven, WA, 10.91. 8, 573 Ellwood, Craig, QLD, 11.01. **Heat 2:** (w: -1.0) 1, 1111 Johnson, Patrick, AIS, 10.47Q. 2, 333 Miller, Adam, NSW, 10.71Q. 3, 589 Hoffman, Ryan, QLD, 10.94. 4, 268 Parker, Russell, NSW, 11.02. 5, 194 Anderson, Nathan, NSW, 11.22. 6, 831 Clarke, James, VIC, 11.26. 7, 282 Sharma, Vic, NSW, 11.37. 8, 264 Mullard, Robert, NSW, 11.50. **Heat 3:** (w: -1.2) 1, 446 Di Bella, Paul, QAS, 10.64Q. 2, 990 Biggs, Nigel, WAIS, 10.68Q. 3, 944 Williams, Tim, VIS, 10.68q. 4, 284 Smith, Ross, NSW, 10.75. 5, 599 La Rosa, Mario, QLD, 11.00. 6, 233 Groth, Jacob, NSW, 11.05. 7, 271 Pym, Andrew, NSW, 11.12. 8, 859 Lewis, Justin, VIC, 11.13. **Heat 4:** (w: -0.9) 1, 71 Campbell, Darren, GBR, 10.63Q. 2, 338 Noonan, Keiran, NSW, 10.69Q. 3, 1101 Guimes, Neddy, FRA, 10.77. 4, 391 Donaldson, Chris, NZL, 10.80. 5, 241 Hollands, Shem, NSW, 10.84. 6, 824 Budlender, Michael, VIC, 10.93. 7, 258 McNicol, Brad, NSW, 10.95. 8, 427 Adolf, Christopher, PLW, 11.09. **Heat 5:** (w: -1.3) 1, 816 Basil, Adam, VIC, 10.69Q. 2, 77 Balakrishnan, Rajeev, IND, 10.78Q. 3, 684 McKenzie, Shane, SA, 10.92. 4, 563 Clerc, Patric, SUI, 11.02. 5, 385 Bearda, Craig, NZL, 11.06. 6, 277 Robin, Bruce, NSW, 11.08. 7, 558 Carapeto, Ian, QLD, 11.08. 8, 260 Momirovic, Predrag, YUG, 11.13. **Heat 6:** (w: -1.4) 1, 340 Shirvington, Matthew, NSW, 10.60Q. 2, 710 Shyam, Umaglia K, SIN, 10.67Q. 3, 97 Omotaka, Junya, JPN, 10.68q. 4, 54 Sconce, Craig, AIS, 10.86. 5, 294 Vassella, Scott, NSW, 10.89. 6, 591 Hunter, Gavin, QLD, 11.00. 7, 834 D'Sousa, Isaul, VIC, 11.02. 8, 281 Seremet, Antonio, NSW, 11.52.

**Semi-Final 1:** (w: -1.1) 1, 1111 Johnson, Patrick, AIS, 10.53Q. 2, 446 Di Bella, Paul, QAS, 10.56Q. 3, 71 Campbell, Darren, GBR, 10.60Q. 4, 944 Williams, Tim, VIS, 10.61q. 5, 710 Shyam, Umaglia K, SIN, 10.65q. 6, 338 Noonan, Keiran, NSW, 10.66. 7, 94 Kon, Takayuki, JPN, 10.74. 8, 77 Balakrishnan, Rajeev, IND, 10.81. **Semi-Final 2:** (w: 0.4) 1, 340 Shirvington, Matthew, NSW, 10.42Q. 2, 224 Ezenwa, Ambrose, NSW, 10.58Q. 3, 920 Baxter, David, VIS, 10.61Q. 4, 816 Basil, Adam, VIC, 10.65q. 5, 416 Roberts, Dallas, NZL, 10.65q. 6, 333 Miller, Adam, NSW, 10.67. 7, 990 Biggs, Nigel, WAIS, 10.72. 8, 97 Omotaka, Junya, JPN, 10.90. **Final:** (w: -0.3) 1, 340 Shirvington, Matthew, NSW, 10.31. 2, 446 Di Bella, Paul, QAS, 10.32. 3, 71 Campbell, Darren, GBR, 10.38. 4, 1111 Johnson, Patrick, AIS, 10.44. 5, 224 Ezenwa, Ambrose, NSW, 10.50. 6, 920 Baxter, David, VIS, 10.52. 7, 944 Williams, Tim, VIS, 10.54. 8, 816 Basil, Adam, VIC, 10.55.

**200 metres Heat 1:** (w: 0.4) 1, 446 Di Bella, Paul, QAS, 21.06Q, 2, 323 Dwyer, Patrick, NSW, 21.13q, 3, 925 Flowers, David, VIS, 21.27, 4, 112 O'Connor, Michael, NZL, 21.48, 5, 831 Clarke, James, VIC, 21.95, 6, 289 Thompson, Aaron, NSW, 21.96, 7, 194 Anderson, Nathan, NSW, 21.99, 8, 717 Bailey, Shaun, TAS, 22.01. **Heat 2:** (w: -2.1) 1, 874 Pearce, Paul, VIC, 21.13Q, 2, 391 Donaldson, Chris, NZL, 21.46, 3, 920 Baxter, David, VIS, 21.49, 4, 90 Higashiyama, Yoshinori, JPN, 21.80, 5, 54 Sconce, Craig, AIS, 21.86, 6, 684 McKenzie, Shane, SA, 21.89, 7, 268 Parker, Russell, NSW, 22.07. **Heat 3:** (w: 1.6) 1, 340 Shirvington, Matthew, NSW, 21.11Q, 2, 71 Campbell, Darren, GBR, 21.13q, 3, 284 Smith, Ross, NSW, 21.37, 4, 241 Hollands, Shem, NSW, 21.50, 5, 997 Jenkins, Travis, WAIS, 21.69, 6, 896 Wiseman, Lee, VIC, 21.98, 7, 277 Robin, Bruce, NSW, 21.99, 8, 548 Batchler, Lee, QLD, 22.15. **Heat 4:** (w: -0.7) 1, 461 Wohlsen, Darryl, QAS, 21.16Q, 2, 944 Williams, Tim, VIS, 21.21, 3, 710 Shyam, Umaglia, K, SIN, 21.62, 3, 92 Ishizuka, Hideki, JPN, 21.62, 5, 894 Thom, David, VIC, 21.70, 6, 576 Farrell, Eugene, QLD, 22.00, 7, 716 Bailey, Scott, TAS, 22.28, 8, 294 Vassella, Scott, NSW, 22.34. **Heat 5:** (w: -1.4) 1, 326 Geddes, David, NSW, 20.96Q, 2, 599 La Rosa, Mario, QLD, 21.93, 3, 836 Duke, Marty, VIC, 21.95, 4, 297 Woodhouse, Mathew, NSW, 22.05, 4, 563 Clerc, Patric, SUI, 22.05, 6, 260 Momirovic, Predrag, YUG, 22.15, 7, 427 Adolf, Christopher, PLW, 22.27, 8, 1150 Byrne, Damien, SA, 22.69. **Heat 6:** (w: -1.1) 1, 416 Roberts, Dallas, NZL, 21.15Q, 2, 1111 Johnson, Patrick, AIS, 21.21q, 3, 224 Ezenwa, Ambrose, NSW, 21.25, 4, 816 Basil, Adam, VIC, 21.73, 5, 258 McNicol, Brad, NSW, 22.13, 6, 643 Williams, Jon, QLD, 22.79, 7, 833 Coull, Morgan, VIC, 22.89. **Final:** (w: 1.0) 1, 326 Geddes, David, NSW, 20.62, 2, 416 Roberts, Dallas, NZL, 20.85, 3, 71 Campbell, Darren, GBR, 20.87, 4, 1111 Johnson, Patrick, AIS, 20.94, 5, 340 Shirvington, Matthew, NSW, 21.03, 6, 461 Wohlsen, Darryl, QAS, 21.14, 7, 323 Dwyer, Patrick, NSW, 21.29, 8, 874 Pearce, Paul, VIC, 21.40, 9, 446 Di Bella, Paul, QAS, 21.43.

**200 metres B Final:** (w: 1.0) 1, 944 Williams, Tim, VIS, 20.94, 2, 391 Donaldson, Chris, NZL, 21.09, 3, 920 Ishizuka, Hideki, JPN, 21.19, 4, 284 Smith, Ross, NSW, 21.25, 5, 920 Baxter, David, VIS, 21.30, 6, 412 O'Connor, Michael, NZL, 21.52, 7, 241 Hollands, Shem, NSW, 21.55.

**400 metres Heat 1:** 1, 874 Pearce, Paul, VIC, 46.22Q, 2, 323 Dwyer, Patrick, NSW, 46.40q, 3, 968 Steffensen, John, WA, 47.88, 4, 717 Bailey, Shaun, TAS, 48.13, 5, 93 Kobayashi, Minoru, JPN, 48.19, 6, 674 Hassell, Tom, SA, 48.37, 7, 609 McClure, Adam, QLD, 50.02. **Heat 2:** 1, 329 Hill, Clinton, NSW, 46.69Q, 2, 454 Rehardt, Michael, QAS, 47.36q, 3, 576 Farrell, Eugene, QLD, 48.00, 4, 289 Thompson, Aaron, NSW, 48.44, 5, 833 Coull, Morgan, VIC, 48.44, 6, 890 Stevenson, Matthew, VIC, 49.14, 7, 677 Kaesler, Keith, SA, 51.53. **Heat 3:** 1, 344 Vincent, Casey, NSW, 46.76Q, 2, 76 Thomas, Iwan, GBR, 47.07q, 3, 997 Jenkins, Travis, WAIS, 47.80, 4, 706 Jamieson, Brad, SASI, 48.57, 5, 836 Duke, Marty, VIC, 48.83, 6, 560 Caswell, William, QLD, 49.01, 7, 91 Inada, Takahiro, JPN, 49.70. **Heat 4:** 1, 70 Baulch, Jamie, GBR, 46.94Q, 2, 925 Flowers, David, VIS, 47.50q, 3, 716 Bailey, Scott, TAS, 47.62q, 4, 707 Ormrod, Mark, SASI, 48.45, 5, 734 Kamuti, Moses, VAN, 49.52, 6, 814 Barnwell, Bryce, VIC, 49.70, 7, 23 Wray, Jeffrey, ACT, 51.19. **Final:** 1, 329 Hill, Clinton, NSW, 45.98, 2, 454 Rehardt, Michael, QAS, 46.00, 3, 874 Pearce, Paul, VIC, 46.07, 4, 323 Dwyer, Patrick, NSW, 46.45, 5, 344 Vincent, Casey, NSW, 46.60, 6, 70 Baulch, Jamie, GBR, 46.63, 7, 76 Thomas, Iwan, GBR, 47.32, 8, 925 Flowers, David, VIS, 47.53, 9, 716 Bailey, Scott, TAS, 47.74.

**400 metres B Final:** 1, 997 Jenkins, Travis, WAIS, 47.81, 2, 968 Steffensen, John, WA, 47.83, 3, 674 Hassell, Tom, SA, 48.12, 4, 717 Bailey, Shaun, TAS, 48.14, 5, 93 Kobayashi, Minoru, JPN, 48.51, 6, 833 Coull, Morgan, VIC, 48.57, 7, 289 Thompson, Aaron, NSW, 49.34.

**800 metres Heat 1:** 1, 255 MacDonald, Todd, NSW, 1:51.72Q, 2, 543 Abercromby, Mark, QLD, 1:51.95Q, 3, 95 Mori, Akinori, JPN, 1:52.36, 4, 961 Kelly, Justin, WA, 1:52.64, 5, 808 Ashkanasy, Zachariah, VIC, 1:53.83, 6, 597 Kehoe, David, QLD, 1:54.04, 7, 883 Rowan, Louis, VIC, 1:54.97. **Heat 2:** 1, 401 Hyett, Gareth, NZL, 1:51.31Q, 2, 596 Katter, Marcus, NSW, 1:51.37Q, 3, 252 Liddy, Benjamin, NSW, 1:51.64q, 4, 672 Hane, Michael, SA, 1:51.91, 5, 571 Elliott, Jackson, QLD, 1:52.31q, 6, 821 Brennan, Neil, VIC, 1:55.14, 8, 991 Stojanovic, Glenn, VIC, DNF, 882 Rinaldi, Justin, VIC, DNF. **Heat 3:** 1, 590 Hudson, Nicholas, QLD, 1:50.61Q, 2, 615 Naikelekelevesi, Isireli, Fiji, 1:51.05Q, 3, 614 Muir, Malcolm, QLD, 1:51.39q, 4, 287 Storey, Johl, NSW, 1:52.31, 5, 850 Heron, Tim, VIC, 1:52.59, 6, 630 Silva, Garth, QLD, 1:53.02, 7, 199 Barwick, Michael, NSW, 1:54.34. **Final:** 1, 590 Hudson, Nicholas, QLD, 1:49.51, 2, 255 MacDonald, Todd, NSW, 1:49.75, 3, 596 Katter, Marcus, NSW, 1:50.31, 4, 615 Naikelekelevesi, Isireli, Fiji, 1:50.67, 5, 401 Hyett, Gareth, NZL, 1:50.82, 6, 252 Liddy, Benjamin, NSW, 1:51.56, 7, 543 Abercromby, Mark, QLD, 1:51.72, 8, 614 Muir, Malcolm, QLD, 1:51.81.

**1500 metres Heat 1:** 1, 937 Mottram, Craig, VIC, 3:46.60Q, 2, 884 Ruschena, David, VIC, 3:48.40Q, 3, 210 Chisholm, Lachlan, NSW, 3:49.16Q, 4, 417 Ruthe, Ben, NZL, 3:49.98q, 5, 453 Pease, Craig, QAS, 3:51.88, 6, 723 Page, Grant, TAS, 3:54.16, 7, 403 Kerr, Stuart, NZL, 3:55.32, 8, 225 Fitzpatrick, Sean, NSW, 3:55.69, 9, 17 Saunders, Philo, ACT, 3:56.17, 10, 1015 McGarva, Adrian, GBR, 3:56.23, 11, 578 Fragomeni, Sam, QLD, 3:56.74, 12, 685 Morgan, Kym, SA, 3:57.75. **Heat 2:** 1, 1, 320 Abdi, Youcef, NSW, 3:56.33Q, 2, 929 Fountain, Mark, VIC, 3:56.34Q, 3, 456 Stevenson, Alastair, QAS, 3:56.35Q, 4, 20 Tucker, Corey, ACT, 3:56.84, 5, 845 Gorski, Mark, VIC, 3:57.41, 6, 397 Hamblin, Paul, NZL, 3:58.95, 7, 642 Whiting, Michael, QLD, 4:00.04, 8, 263 Moseley, Saxon, NSW, 4:00.76, 9, 839 Failla, Allan, VIC, 4:00.99, 10, 672 Hane, Michael, SA, 4:01.87, 11, 215 Croker, Bradley, NSW, 4:01.99, 12, 733 Iopam, Jerry, VAN, 4:11.87. **Heat 3:** 1, 387 Christensen, Hamish, NZL, 3:48.91Q, 2, 1021 Mackevicus, Clinton, VIC, 3:48.98Q, 3, 840 Field, Simon, VIC, 3:49.39Q, 4, 718 Dyson, Brad, TAS, 3:51.11q, 5, 275 Rintel, Simon, NSW, 3:51.86q, 6, 885 Schmidlechner, Grant, VIC, 3:52.71, 7, 663 Bishop, Adam, SA, 3:53.07, 8, 15 McRae, Erwin, ACT, 3:53.59, 9, 95 Mori, Akinori, JPN, 3:53.59, 10, 220 Dhaliwal, Chamkaur, SIN, 3:56.66, 11, 735 Sam Mlou, Sandy, VAN, 4:08.71, 569 Dover, Thomas, QLD, DNF. **Final:** 1, 937 Mottram, Craig, VIC, 3:41.19, 2, 320 Abdi, Youcef, NSW, 3:42.64, 3, 1021 Mackevicus, Clinton, VIC, 3:43.12, 4, 456 Stevenson, Alastair, QAS, 3:43.17, 5, 387 Christensen, Hamish, NZL, 3:44.02, 6, 210 Chisholm, Lachlan, NSW, 3:45.01, 7, 840 Field, Simon, VIC, 3:45.90, 8, 884 Ruschena, David, VIC, 3:46.35, 9, 929 Fountain, Mark, VIC, 3:47.42, 10, 718 Dyson, Brad, TAS, 3:48.18, 11, 417 Ruthe, Ben, NZL, 3:50.54, 12, 275 Rintel, Simon, NSW, 3:58.69.

**1000 metres Final:** 1, 10 Creighton, Shaun, ACT, 28:45.44, 2, 38 Bezabeh, Sisay, AIS, 28:48.15, 3, 939 Power, Michael, VIC, 28:49.73, 4, 295 Westcott, Scott, NSW, 29:11.15, 5, 858 Letherby, Andrew, VIC, 29:16.22, 6, 886 Semple, Craig, VIC, 29:34.33, 7, 276 Roberts, Chad, NSW, 29:36.51, 8, 42 Cavuoto, Dean, ACTA, 29:39.94, 9, 56 Thompson, Mark, AIS, 29:59.11, 10, 213 Cope, Nicholas, NSW, 30:09.47, 11, 881 Quin, Daniel, VIC, 31:32.59, 942 Troop, Lee, VIC, DNF, 617 Nunan, Daniel, QLD, DNF, 805 Adkin, Nigel, VIC, DNF, 931 Harrison, Nick, VIC, DNF



## Telstra A-championships – ANZ Stadium, Brisbane, Queensland 11th-14th April 2002 (continued...)

**110 metres Hurdles Heat 1:** (w: 0.4) 1, 74 Jackson, Colin, GBR, 13.48Q. 2, 98 Yoshioka, Yasunori, JPN, 14.15Q. 3, 927 Forster-Jones, Nfa-Deynde, NSW, 14.26q. 4, 238 Harvey, Duncan, NSW, 14.64. 5, 198 Barry, Graeme, NSW, 15.61. 6, 879 Pocock, Alex, VIC, 15.59. 7, 820 Borthwick, Jamo, NSW, 15.68. **Heat 2:** (w: 0.7) 1, 943 Vander Kuyp, Kyle, VIS, 14.04Q. 2, 444 Cameron, Andrew, QAS, 14.07Q. 3, 223 Eyears, Gregory, NSW, 14.32. 4, 1110 Marakakis, Yiannis, GRE, 14.41. 5, 204 Browne, Colin, NSW, 15.70. 815 Barrow, Martin, VIC, DQ. 96 Naito, Masato, JPN, DQ. **Heat 3:** (w: 0.8) 1, 923 Ewen, Timothy, VIS, 14.05Q. 2, 441 Anderson, Stuart, QAS, 14.10Q. 3, 87 Asami, Kimihiro, JPN, 14.11q. 4, 689 Rose, David, SA, 14.46. 5, 239 Harwood, Jon, NSW, 16.15. **Final:** (w: -1.1) 1, 74 Jackson, Colin, GBR, 13.71. 2, 923 Ewen, Timothy, VIS, 14.05. 3, 943 Vander Kuyp, Kyle, VIS, 14.14. 4, 98 Yoshioka, Yasunori, JPN, 14.23. 5, 87 Asami, Kimihiro, JPN, 14.28. 6, 927 Forster-Jones, Nfa-Deynde, VIS, 14.36. 7, 441 Anderson, Stuart, QAS, 14.37. 8, 444 Cameron, Andrew, QAS, 14.38.

**400 metres Hurdles Heat 1:** 1, 75 Jean-Theodore, Olivier, FRA, 50.61Q. 2, 99 Yoshizawa, Ken, JPN, 52.02Q. 3, 854 Ladd, Peter, VIC, 52.96Q. 3, 37 Beckenham, Matt, AIS, 52.96Q. 5, 957 Dayman, Brett, WA, 55.46. 6, 605 Mallyon, Brendan, QLD, 59.02. **Heat 2:** 1, 73 Elias, Matthew, GBR, 50.48Q. 2, 849 Hazel, Michael, VIC, 51.06Q. 3, 919 Bate, Peter, VIS, 51.75Q. 4, 53 Robinson, Rohan, AIS, 52.35q. 5, 457 Sutherland, Tobby, QAS, 53.99. 6, 725 Rae, Stephen, TAS, 54.93. **Final:** 1, 75 Jean-Theodore, Olivier, FRA, 49.27. 2, 73 Elias, Matthew, GBR, 49.77. 3, 849 Hazel, Michael, VIC, 49.85. 4, 99 Yoshizawa, Ken, JPN, 50.07. 5, 919 Bate, Peter, VIS, 50.84. 6, 53 Robinson, Rohan, AIS, 51.73. 7, 37 Beckenham, Matt, AIS, 52.11. 8, 854 Ladd, Peter, VIC, 52.64.

**3000 metres Steeplechase Final:** 1, 1149 Nowill, Peter, QAS, 8:48.66. 2, 12 Dent, Martin, NSW, 8:54.81. 3, 893 Taylor, Ryan, VIC, 8:55.86. 4, 389 Craddock, Vaughan, NZL, 8:59.65. 5, 399 Holder, Matthew, NZL, 9:01.73. 6, 243 Hunt, Jeffrey, NSW, 9:02.08. 7, 342 Taylor, Luke, NSW, 9:06.93. 8, 455 Shelley, Michael, QAS, 9:12.93. 9, 414 Pulman, Mark, NZL, 9:15.83. 10, 666 Engler, Dale, SA, 9:19.98. 11, 932 Jeremiah, Richard, VIS, 9:25.53. 12, 839 Failla, Allan, VIC, 9:31.61. 13, 693 Thiele, Shane, SA, 9:34.79. 16 McTaggart, Scott, ACT, DNF.

**4x100 metres Relay Final:** 1, NSW (258 McNicol, Brad, 194 Anderson, Nathan, 284 Smith, Ross, 224 Ezenwa, Ambrose), 40.50. 2, VIC (859 Lewis, Justin, 824 Budlender, Michael, 848 Harrison, Lane, 920 Baxter, David), 41.34. 3, SA (1150 Byrne, Damien, 706 Jamieson, Brad, 707 Ormrod, Mark, 689 Rose, David), 41.55.

**4x400 metres Relay Final:** 1, VIC (896 Wiseman, Lee, 836 Duke, Marty, 849 Hazel, Michael, 854 Ladd, Peter), 3:14.68. 2, QLD (454 Rehard, Michael, 576 Farrell, Eugene, 630 Silva, Garth, 560 Caswell, William), 3:15.67. 3, NSW (329 Hill, Clinton, 323 Dwyer, Patrick, 194 Anderson, Nathan, 346 Wood, Elliot), 3:16.89. 4, WA (957 Dayman, Brett, 968 Steffensen, John, 961 Kelly, Justin, 997 Jenkins, Travis), 3:17.04.

**High Jump Final:** 1, 334 Moroney, Nicholas, NSW, 2.22m. 2, 253 Lodge, Joshua, NSW, 2.22m. 3, 1000 Pozzi, Jarrad, WAIS, 2.18m. 4, 967 Richter, Dane, WA, 2.14m. 5, 288 Taylor, Mark, NSW, 2.10m. 5, 236 Hamlyn-Harris, Michael, NSW, 2.10m. 7, 705 Garlett, Ronald, SASI, 2.10m. 7, 345 Watson, James, NSW, 2.10m. 9, 634 Trenton, Glen, QLD, 2.10m. 10, 618 O'Connell, Dan, QLD, 2.00m. 60 Goubairate, Stephane, FRA, NH. 830 Comm, Jamie, VIC, NH.

**Pole Vault Final:** 1, 991 Burgess, Paul, WAIS, 5.55m. 2, 612 Miroshnichenko, Alex, QLD, 5.15m. 2, 460 Vedelago, Luke, QAS, 5.15m. 4, 546 Arbuthnot, Howard, QLD, 4.60m. 4, 888 Steven, Timothy, VIC, 4.60m. 704 Chistiakov, Viktor, SASI, NH.

**Long Jump Group 1:** 1, 51 Parravicini, Timothy, AIS, 7.65mq, w:-1.0. 2, 269 Parsons, Peter, NSW, 7.52mq, w:0.2. 3, 889 Stevens, Robert, VIC, 7.42mq, w:0.4. 4, 59 Erin, Frederic, FRA, 7.40mq, w:+0.0. 5, 550 Bennett, Ryan, QLD, 7.35mq, w:0.4. 6, 409 Moyle, Jonathon, NZL, 7.22m, w:+0.0. 10, 19 Taurima, Stacey, QLD, 6.81m, w:-0.5. **Group 2:** 1, 959 Hair, Shane, WA, 7.82mq, w:1.4. 2, 694 Uduma, Idika, NGR, 7.56mq, w:1.0. 3, 1025 Gardiner, Matthew, QLD, 7.50mq, w:+0.0. 4, 545 Allan, Richard, QLD, 7.37mq, w:3.8. 5, 892 Stuart, Leigh, VIC, 7.25mq, w:-0.1. 6, 192 Adamou, Nabil, NSW, 7.22m, w:-1.7. 7, 953 Blair, Tim, WA, 6.96m, w:+0.0. 281 Seremet, Antonio, NSW, ND, w:NW. 55 Taurima, Jai, AIS, ND, w:NW. 343 Thornell, John, NSW, ND, w:NW. **Final:** 1, 51 Parravicini, Timothy, AIS, 7.94m, w:-1.2. 2, 959 Hair, Shane, WA, 7.72m, w:0.4. 3, 269 Parsons, Peter, NSW, 7.55m, w:+0.0. 4, 694 Uduma, Idika, NGR, 7.51m, w:0.2. 5, 545 Allan, Richard, QLD, 7.48m, w:0.4. 6, 550 Bennett, Ryan, QLD, 7.46m, w:-0.5. 7, 59 Erin, Frederic, FRA, 7.44m, w:-0.6. 8, 1025 Gardiner, Matthew, QLD, 7.42m, w:-1.5. 9, 892 Stuart, Leigh, VIC, 7.22m, w:+0.0. 889 Stevens, Robert, VIC, ND, w:NW.

**Triple Jump Qualifying:** 1, 332 McReynolds, Jacob, NSW, 16.13mq, w:-0.3. 2, 335 Murphy, Andrew, NSW, 16.10mq, w:-0.1. 3, 448 Ferguson, Joshua, QAS, 15.57mq, w:0.5. 4, 339 Perry, Michael, NSW, 15.37mq, w:-0.1. 5, 59 Erin, Frederic, FRA, 15.28mq, w:-0.3. 6, 226 Foster, Stephen, NSW, 15.23mq, w:-0.9. 7, 851 Jacotine, Simon, VIC, 15.21mq, w:0.9. 8, 992 Castle, Ben, WAIS, 15.04mq, w:-0.5. 9, 285 Stewart, Alexander, NSW, 15.03mq, w:0.2. 10, 197 Barnes, Tim, NSW, 14.94mq, w:-1.2. 11, 708 Safioulne, Marat, SASI, 14.83mq, w:0.2. 12, 678 Lock, Andrew, SA, 14.47m, w:-1.3. 13, 1014 Sumpton, Daniel, NSW, 14.43m, w:0.2. 14, 577 Fletcher, Shaun, QLD, 14.08m, w:+0.0. 217 Crowder, Llanley, NSW, ND, w:NW. 296 Wiencke, Greg, NSW, ND, w:NW. **Final:** 1, 335 Murphy, Andrew, NSW, 16.53m, w:0.2. 2, 332 McReynolds, Jacob, NSW, 16.46m, w:0.4. 3, 448 Ferguson, Joshua, QAS, 16.19m, w:+0.0. 4, 339 Perry, Michael, NSW, 15.87m, w:+0.0. 5, 992 Castle, Ben, WAIS, 15.69m, w:+0.0. 6, 59 Erin, Frederic, FRA, 15.43m, w:0.2. 7, 851 Jacotine, Simon, VIC, 15.13m, w:+0.0. 8, 197 Barnes, Tim, NSW, 15.10m, w:+0.0. 9, 285 Stewart, Alexander, NSW, 14.62m, w:0.2.

**Shot Put Final:** 1, 442 Anlezark, Justin, QAS, 19.22m. 2, 216 Cross, Clay, NSW, 18.96m. 3, 47 Jones, Rhys, AIS, 18.02m. 4, 235 Gyngell, Stuart, NSW, 17.85m. 5, 449 Gaviglio, Christopher, QAS, 17.64m. 6, 868 Minns, John, VIC, 17.56m. 7, 62 Vili, Bertrand, FRA, 17.43m. 8, 331 Martin, Scott, NSW, 16.96m. 9, 422 Sola, Shaka, NZL, 16.10m. 10, 867 Meszaros, John, VIC, 15.52m. 11, 878 Peulich, Paul, VIC, 15.31m. 12, 208 Care, Gareth, NSW, 15.23m. 13, 837 Duriska, Martin, VIC, 15.00m. 14, 640 Watkins, Robert, QLD, 13.95m.

**Discus Throw Qualifying:** 1, 331 Martin, Scott, NSWI, 55.58mq. 2, 938 Neighbour, Aaron, VIS, 55.30mq. 3, 237 Harradine, Ben, NSW, 55.17mq. 4, 324 Elvy, Peter, NSWI, 55.14mq. 5, 731 Hicks, Graham, TIS, 53.67mq. 6, 449 Gaviglio, Christopher, QAS, 52.81mq. 7, 823 Brown, Matthew, VIC, 51.71mq. 8, 62 Vili, Bertrand, FRA, 51.67mq. 9, 422 Sola, Shaka, NZL, 50.96mq. 10, 89 Hatakeyama, Shigeo, JPN, 50.52mq. 11, 837 Duriska, Martin, VIC, 47.72m. 12, 88 Fujiwara, Jun, JPN, 47.52m. 13, 594 Jarvis, Andrew, QLD, 46.87m. 14, 202 Blanchard, Ben, NSW, 45.21m. 15, 280 Sawaszenko, Nicholas, NSW, 44.46m. 16, 960 Humich, Randal, WA, 43.16m. **Final:** 1, 324 Elvy, Peter, NSWI, 57.75m. 2, 449 Gaviglio, Christopher, QAS, 56.23m. 3, 237 Harradine, Ben, NSW, 56.17m. 4, 938 Neighbour, Aaron, VIS, 54.85m. 5, 331 Martin, Scott, NSWI, 54.77m. 6, 731 Hicks, Graham, TIS, 53.08m. 7, 422 Sola, Shaka, NZL, 52.72m. 8, 823 Brown, Matthew, VIC, 52.38m. 9, 89 Hatakeyama, Shigeo, JPN, 52.17m. 10, 62 Vili, Bertrand, FRA, 51.99m.

**Hammer Throw Final:** 1, 52 Rendell, Stuart, AIS, 78.80m. 2, 45 Fish, Aaron, AIS, 70.72m. 3, 864 McDonald, Justin, VIC, 64.06m. 4, 930 Gusbeth, Michael, VIS, 63.57m. 5, 662 Billett, Darren, SA, 62.35m. 6, 878 Peulich, Paul, VIC, 61.25m. 7, 44 Driesen, Tim, AIS, 60.98m. 8, 245 Dickson, Mark, NSW, 54.47m. 9, 566 Curry, Benjamin, QLD, 53.44m. 10, 1024 Puopolo, Justin, VIC, 51.78m. 11, 261 Mormul, Ryan, NSW, 51.16m. 12, 1106 Rutty, Chris, VIC, 50.87m. 13, 601 Lack, Jamie, QLD, 50.42m. 14, 239 Harwood, Jon, NSW, 49.35m.

**Javelin Throw Final:** 1, 322 Currey, Andrew, NSWI, 81.46m. 2, 328 Hamlyn-Harris, William, NSWI, 78.72m. 3, 995 Hall, Andrew, WAIS, 75.02m. 4, 201 Bennett, Nicholas, NSW, 72.69m. 5, 393 Farquhar, Stuart, NZL, 71.74m. 6, 61 Kiteau, Joachim, FRA, 71.57m. 7, 625 Robinson, Joshua, QLD, 69.45m. 8, 1009 Bannister, Jarrod, QAS, 67.52m. 9, 598 Kelly, Damien, QLD, 63.88m. 10, 196 Baker, Ben, NSW, 57.45m. 11, 667 Errington, Luke, SA, 52.36m. 863 Martin, Andrew, VIC, ND.

**Decathlon Final:** 1, Ferrier, Scott #924, VIS, 7888. 2, McEwen, Matt #610, QLD, 7724. 3, Muzyczka, Darrel #265, NSW, 7210. 4, McCarthy, Kyle #608, QLD, 7201. 5, Mason, Alexander #607, QLD, 6886. 6, Walker, Rohan #21, ACT, 6836. 7, O'Toole, David #722, TAS, 6784. 8, Howlett, Ashley #720, TAS, 6688. 9, McDowall, Matthew #999, WAIS, 6638. 10, McLaren, Scott #407, NZL, 6412. 11, Foley, Nick #442, VIC, 6242. 12, Black, Anders #552, QLD, 6098. 13, Russell, James #279, NSW, 6046. 14, Anderson, Vince #806, VIC, 5896. 15, Stevens, Jason #692, SA, 5698. 16, Baker, Cameron #810, VIC, 5357.

## Men Under 20

**100 metres U20 Heat 1:** (w: -2.3) 1, 443 Barnes, Jamie, QAS, 10.94Q. 2, 233 Groth, Jacob, NSW, 10.95Q. 3, 958 Eaton, Brett, WA, 11.03. 4, 553 Bock, Damien, QLD, 11.26. 5, 724 Powell, Lewis, TAS, 11.36. 6, 568 Davies, Matthew, QLD, 11.40. 7, 869 Morehouse, Carl Anthony, VIC, 11.41. 8, 638 Wall, Charles, QLD, 11.42. **Heat 2:** (w: 1.6) 1, 333 Miller, Adam, NSWI, J 10.62Q. 2, 390 Dolphin, James, NZL, 10.81Q. 3, 330 Lapiere, Fabrice, NSWI, 10.89q. 4, 1104 Grooby, Clint, NZL, 10.97. 5, 898 Zeed, Mohamad, VIC, 10.99. 6, 606 Mansfield, Luke, QLD, 11.26. 7, 209 Chappell, Matthew, NSW, 11.29. 8, 846 Gray, Clinton, VIC, 11.58. 274 Rickaby. **Heat 3:** (w: -0.4) 1, 408 Mortimer, James, NZL, 10.83Q. 2, 709 Sheehy, Keith, SASI, 10.87Q. 3, 343 Thornell, John, NSWI, 10.93q. 4, 1161 Neofytou, Kristopher, NSWI, 10.93. 5, 848 Harrison, Lane, VIC, 11.02. 6, 871 Mott, Adrian, VIC, 11.09. 7, 286 Stickler, Paul, NSW, 11.18. 8, 1016 Tohl, Damien, SA, 11.74. 9, 669 Ferreyra, Peter, SA, 11.89. **Final:** (w: -1.3) 1, 333 Miller, Adam, NSWI, 10.59J. 2, 330 Lapiere, Fabrice, NSWI, 10.64J. 3, 390 Dolphin, James, NZL, 10.66J. 4, 443 Barnes, Jamie, QAS, 10.69J. 5, 709 Sheehy, Keith, SASI, 10.80. 6, 408 Mortimer, James, NZL, 10.83. 7, 233 Groth, Jacob, NSW, 10.97. 8, 343 Thornell, John, NSWI, 11.03.

**200 metres U20 Heat 1:** (w: -0.6) 1, 1161 Neofytou, Kristopher, NSWI, 21.88Q. 2, 848 Harrison, Lane, VIC, 21.91Q. 3, 408 Mortimer, James, NZL, 21.98Q. 4, 606 Mansfield, Luke, QLD, 22.25q. 5, 553 Bock, Damien, QLD, 22.49. 6, 726 Whiteroad, Stuart, TAS, 22.68. 7, 568 Davies, Matthew, QLD, 23.03. 846 Gray, Clinton, VIC, DQ. **Heat 2:** (w: -0.7) 1, 443 Barnes, Jamie, QAS, 21.72Q. 2, 330 Lapiere, Fabrice, NSWI, 21.79Q. 3, 958 Eaton, Brett, WA, 21.94Q. 4, 1104 Grooby, Clint, NZL, 22.03q. 5, 724 Powell, Lewis, TAS, 22.26. 6, 871 Mott, Adrian, VIC, 22.50. 7, 347 Brogan, Joshua, NT, 22.71. 8, 567 Daniel, Ashley, QLD, 27.58. **Final:** (w: -0.7) 1, 330 Lapiere, Fabrice, NSWI, 21.52J. 2, 443 Barnes, Jamie, QAS, 21.71. 3, 408 Mortimer, James, NZL, 21.91. 4, 1161 Neofytou, Kristopher, NSWI, 21.96. 5, 848 Harrison, Lane, VIC, 22.06. 6, 958 Eaton, Brett, WA, 22.07. 7, 1104 Grooby, Clint, NZL, 22.32. 8, 606 Mansfield, Luke, QLD, 22.39.

**400 metres U20 Heat 1:** 1, 451 McLeod, Courtney, QAS, 48.99Q. 2, 415 Rapson, Sam, NZL, 49.42Q. 3, 234 Gurr, James, NSW, 49.83. 4, 726 Whiteroad, Stuart, TAS, 50.30. 5, 228 Gane, David, NSW, 52.77. 6, 633 Speelmeyer, Mark, QLD, 53.24. **Heat 2:** 1, 709 Sheehy, Keith, SASI, 48.51Q. 2, 292 Turton, Ryan, NSW, 48.90Q. 3, 841 Fitzpatrick, Simon, VIC, 49.75q. 4, 583 Hanlin, David, QLD, 50.39. 5, 1019 O'Keefe, Morgan, QLD, 50.79. 6, 619 Parker, David, QLD, 51.33. 7, 256 McCudden, Robert, ACT, 51.80. **Heat 3:** 1, 855 Landers, Stephen, VIC, 48.68Q. 2, 395 Fisher, Hayden, NZL, 48.83Q. 3, 732 Jones, Aaron, TIS, 49.01q. 4, 724 Powell, Lewis, TAS, 49.96. 5, 244 Isler, Jim, NSW, 51.07. 6, 347 Brogan, Joshua, NT, 52.62. 7, 567 Daniel, Ashley, QLD, 55.73. **Final:** 1, 451 McLeod, Courtney, QAS, 47.43J. 2, 709 Sheehy, Keith, SASI, 47.46J. 3, 292 Turton, Ryan, NSW, 47.89J. 4, 855 Landers, Stephen, VIC, 48.20. 5, 395 Fisher, Hayden, NZL, 48.36. 6, 415 Rapson, Sam, NZL, 48.60. 7, 732 Jones, Aaron, TIS, 49.01. 8, 841 Fitzpatrick, Simon, VIC, 49.29.

**800 metres U20 Heat 1:** 1, 273 Richardson, Tom, NSW, 1:55.19Q. 2, 544 Adams, Daniel, QLD, 1:55.25Q. 3, 402 Jones, Richard, NZL, 1:55.37. 4, 11 Davidson, Geoffrey, ACT, 1:57.72. 5, 826 Burvill, Anthony, VIC, 1:59.62. 6, 632 Smith, Stuart, QLD, 2:01.80. **Heat 2:** 1, 732 Jones, Aaron, TIS, 1:53.51Q. 2, 262 Morrissey, Cameron, NSW, 1:54.20Q. 3, 860 Andrews, Todd, VIC, 1:54.45q. 4, 257 McGrath, Tim, NSW, 1:54.71q. 5, 860 Lewitt, Alex, VIC, 1:56.27. 6, 603 Lawler, Rhys, QLD, 1:56.90. 7, 256 McCudden, Robert, ACT, 2:06.79. **Heat 3:** 1, 811 Barker, Andrew, VIC, 1:56.34Q. 2, 554 Botha, Werner, QLD, 1:56.35Q. 3, 604 Mack, Ben, QLD, 1:56.96. 4, 861 Mahon, Tyson, VIC, 1:57.08. 5, 212 Cole, Matthew, NSW, 1:57.69. 6, 228 Gane, David, NSW, 2:03.45. **Final:** 1, 554 Botha, Werner, QLD, 1:52.52. 2, 273 Richardson, Tom, NSW, 1:52.88. 3, 732 Jones, Aaron, TIS, 1:53.06. 4, 544 Adams, Daniel, QLD, 1:54.22. 5, 262 Morrissey, Cameron, NSW, 1:55.73. 6, 807 Andrews, Todd, VIC, 1:56.53. 7, 811 Barker, Andrew, VIC, 1:59.07. 8, 257 McGrath, Tim, NSW, 2:00.38.

**1500 metres U20 Final:** 1, 50 O'Neill, Andrew, AIS, 3:52.86. 2, 420 Smith, Max, NZL, 3:52.96. 3, 450 Kealey, Mitchell, QAS, 3:54.75. 4, 861 Mahon, Tyson, VIC, 3:54.96. 5, 278 Roff, Jeremy, NSW, 3:57.50. 6, 203 Bromley, Nicholas, NSW, 3:59.90. 7, 257 McGrath, Tim, NSW, 4:00.16. 8, 604 Mack, Ben, QLD, 4:02.25. 9, 627 Russell, Danny, QLD, 4:04.93. 10, 675 Hogg, Samuel, SA, 4:05.59.



## Telstra A-championships – ANZ Stadium, Brisbane, Queensland 11th-14th April 2002 (continued...)

**5000 metres U20 Final:** 1, 926 Forrest, Shawn, VIS, 13:59.85j. 2, 876 Perrett, Clint, VIC, 15:16.65. 3, 562 Clayton, Giles, QLD, 15:33.98. 4, 624 Reeves, Christopher, QLD, 15:36.60. 5, 686 Morgan, Paul, SA, 15:39.21. 6, 683 Matena, Daniel, SA, 15:41.50. 7, 621 Peters, Johnathan, QLD, 15:53.59. 8, 8 Bourne, Mark, ACT, 16:03.61. 9, 240 Hay, Patrick, NSW, 16:10.69. 10, 673 Harvey, Jordan, SA, 16:26.52. 270 Peterson, Cameron, NSW, DNF.

**10000 metres Walk U20 Final:** 1, 996 Hollaway, Scott, WAIS, 46:18.13. 2, 941 Tallent, Jarred, VIS, 47:24.27. 3, 7 Archer, Shaun, ACT, 52:38.85. 4, 229 Geyteman, Thomas, NSW, 53:07.39. 5, 813 Barnes, Jamie, VIC, 53:30.21. 6, 283 Smith, Michael, NSW, 56:57.28. 7, 586 Hemmings, Scott, QLD, 57:46.46. 600 Lacey, Kevin, QLD, DNF.

**110 metres Hurdles U20 Heat 1:** (w: -0.9) 1, 1001 Purcell, Ryan, WAIS, 14.04Q. 2, 847 Harlond, Paul, VIC, 15.03Q. 3, 869 Morehouse, Carl Anthony, VIC, 15.03Q. 4, 204 Browne, Colin, NSV, 15.19q. 5, 638 Wall, Charles, QLD, 15.37q. 6, 206 Bussell, Stuart, NSW, 15.49.

**Heat 2:** (w: -1.5) 1, 898 Zeed, Mohamad, VIC, 14.40Q. 2, 556 Burstow, John, QLD, 15.29Q. 3, 286 Stickler, Paul, NSW, 15.37Q. 4, 857 Lee, Andrew, VIC, 15.44. 5, 219 DeJager, Aaron, NSW, 16.01. 6, 9 Celeski, Aleksandar, ACT, 16.52. 7, 565 Cotter, Tom, QLD, 18.84. **Final:** (w: 0.5) 1, 898 Zeed, Mohamad, VIC, 13.91. 2, 286 Stickler, Paul, NSW, 14.60. 3, 1001 Purcell, Ryan, WAIS, 14.86. 4, 869 Morehouse, Carl Anthony, VIC, 14.91. 5, 556 Burstow, John, QLD, 15.06. 6, 638 Wall, Charles, QLD, 15.09. 7, 204 Browne, Colin, NSW, 15.12. 8, 847 Harlond, Paul, VIC, 15.53.

**400 metres Hurdles U20 Final:** 1, 346 Wood, Elliot, NSW, 52.68j. 2, 457 Sutherland, Toby, QAS, 52.93j. 3, 866 McLeod, Ned, VIC, 54.40. 4, 423 Stratton, Mathew, NZL, 54.68. 5, 204 Browne, Colin, NSW, 54.77. 6, 219 DeJager, Aaron, NSW, 58.36. 7, 206 Bussell, Stuart, NSW, 58.36. 8, 668 Fallon, Matt, SA, 59.77. 9, 581 Hagan, Luke, QLD, 61.35.

**3000 metres Steeplechase U20 Final:** 1, 342 Taylor, Luke, NSW, 9:09.67j. 2, 455 Shelley, Michael, QAS, 9:16.45. 3, 420 Smith, Max, NZL, 9:19.47. 4, 203 Bromley, Nicholas, NSW, 9:29.00. 5, 870 Morgan, Alistair, VIC, 9:38.36. 6, 683 Matena, Daniel, SA, 9:45.44. 7, 624 Reeves, Christopher, QLD, 9:45.91. 8, 826 Burvill, Anthony, VIC, 9:50.23. 9, 835 Donovan, Simon, VIC, 9:53.65. 10, 680 Mangos, Nicholas, SA, 10:21.31. 11, 564 Corbett, Brendan, QLD, 10:33.05.

**4x100 metres Relay U20 Final:** 1, NSW (1161 Neofytou, Kristopher , 343 Thornell, John , 286 Stickler, Paul , 333 Miller, Adam), 41.20. 2, QLD (1553 Bock, Damien , 451 McLeod, Courtney , 606 Mansfield, Luke , 443 Barnes, Jamie), 41.82. 3, VIC (869 Morehouse, Carl Anthony , 871 Mott, Adrian , 848 Harrison, Lane , 898 Zeed, Mohamad), 42.53. 4, SA (1016 Tohl, Damien , 709 Sheehy, Keith , 668 Fallon, Matt , 665 Collette, Ben), 45.13.

**4x400 metres Relay U20 Final:** 1, QLD (451 McLeod, Courtney , 554 Botha, Werner , 583 Hanlin, David , 457 Sutherland, Toby), 3:11.83. 2, VIC (846 Gray, Clinton , 811 Barker, Andrew , 866 McLeod, Ned , 841 Fitzpatrick, Simon), 3:22.29. 3, SA (1016 Tohl, Damien , 675 Hogg, Samuel , 669 Ferreyra, Peter , 668 Fallon, Matt), 3:46.39. NSW (1161 Neofytou, Kristopher , 346 Wood, Elliot , 234 Gurr, James , 292 Turton, Ryan), DQ.

**High Jump U20 Final:** 1, 345 Watson, James, NSW, 2.15mj. 2, 618 O'Connell, Dan, QLD, 2.00m. 3, 828 Carter, Brodie, VIC, 2.00m. 4, 587 Hobson, Sean, QLD, 1.90m. 5, 592 James, David, QLD, 1.90m. 6, 719 Horton, Jarratt, TAS, 1.85m.

**Pole Vault U20 Final:** 1, 671 Glover, Joel, SA, 4.50m. 2, 681 Mansfield, Thomas, SA, 4.50m. 3, 410 Nel, J.G, NZL, 4.35m. 4, 679 MacDermot, Tim, SA, 4.35m. 5, 880 Pollard, Tim, VIC, 4.00m. 6, 250 Lewis, Christopher, NSW, 3.80m. 251 Lewis, Timothy, NSW, NH.

**Long Jump U20 Final:** 1, 330 Lapiere, Fabrice, NSW, 7.71mj, w:0.6. 2, 25 Crowe, Scott, ACTA, 7.37m, w:-0.5. 3, 343 Thornell, John, NSW, 7.29m, w:+0.0. 4, 613 Moxey, Brett, QLD, 7.22m, w:+0.0. 5, 869 Morehouse, Carl Anthony, VIC, 7.12m, w:-0.3. 6, 218 Davis, Geoff, NSW, 6.80m, w:+0.0. 7, 1145 Jacenko, Alexander, NSW, 6.70m, w:+0.8. 195 Baillache, Steven, NSW, 6.68m, w:+0.0. 9, 665 Collette, Ben, SA, 6.66m, w:+0.0. 10, 616 Noffke, Joel, QLD, 6.61m, w:+0.0. 11, 719 Horton, Jarratt, TAS, 6.56m, w:-0.4. 12, 857 Lee, Andrew, VIC, 6.54m, w:-0.5.

**Triple Jump U20 Final:** 1, 274 Rickaby, Philip, NSW, 14.94m, w:+0.0. 2, 218 Davis, Geoff, NSW, 14.67m, w:+0.0. 3, 676 Jones, Alwyn, SA, 14.55m, w:-0.5. 4, 853 King, Ben, VIC, 14.37m, w:+0.0. 5, 386 Boyd, Ryan, NZL, 13.96m, w:0.6. 6, 9 Celeski, Aleksandar, ACT, 13.90m, w:+0.0. 7, 962 Koudoumakis, Vayios, WA, 13.84m, w:+0.0. 8, 242 Howard, Mark, NSW, 13.68m, w:0.6. 9, 1145 Jacenko, Alexander, NSW, 13.60m, w:+0.0. 10, 1013 Chain, Ryan, NSW, 12.90m, w:+0.0. 11, 593 James, Johnathan, QLD, 12.46m, w:+0.0.

**Shot Put U20 Final:** 1, 62 Vili, Bertrand, FRA, 18.91mj. 2, 867 Meszaros, John, VIC, 18.15mj. 3, 208 Care, Gareth, NSW, 17.78m. 4, 878 Peulich, Paul, VIC, 17.68m. 5, 640 Watkins, Robert, QLD, 16.15m. 6, 622 Phillips, Ryan, QLD, 16.01m. 7, 202 Blanchard, Ben, NSW, 14.20m. 8, 13 Goldfinch, Murray, AIS, 14.18m. 9, 348 Hanzel, Sam, NT, 13.56m.

**Discus Throw U20 Final:** 1, 44 Driesen, Tim, AIS, 57.38mj. 2, 62 Vili, Bertrand, FRA, 57.22mj. 3, 202 Blanchard, Ben, NSW, 50.36m. 4, 878 Peulich, Paul, VIC, 46.11m. 5, 956 Claydon, Michael, WA, 44.82m. 6, 348 Hanzel, Sam, NT, 44.56m. 7, 261 Mormal, Ryan, NSW, 43.76m. 8, 290 Tiananga, Adam, NSW, 43.03m. 9, 13 Goldfinch, Murray, AIS, 37.22m.

**Hammer Throw U20 Final:** 1, 44 Driesen, Tim, AIS, 70.62mj. 2, 878 Peulich, Paul, VIC, 68.43mj. 3, 566 Curry, Benjamin, QLD, 61.45m. 4, 261 Mormal, Ryan, NSW, 58.99m. 5, 266 Ogilvie, Michael, NSW, 53.57m. 6, 691 Stevens, Jarrod, SA, 52.62m. 7, 639 Wardhaugh, Simon, QLD, 48.81m. 8, 1008 Burow, Tim, QLD, 45.67m.

**Javelin Throw U20 Final:** 1, 1009 Bannister, Jarrod, QAS, 69.06mj. 2, 829 Castle, Brett, VIC, 64.99m. 3, 625 Robinson, Joshua, QLD, 64.74m. 4, 727 Youd, Steven, TAS, 62.69m. 5, 196 Baker, Ben, NSW, 62.15m. 6, 348 Hanzel, Sam, NT, 59.94m. 7, 419 Smalberger, Johan, NZL, 58.26m. 8, 349 Jones, Jarrad, NT, 58.04m. 9, 18 Talka, Jari, ACT, 57.15m. 10, 1008 Burow, Tim, QLD, 54.70m. 11, 1102 Small, Gregory, QLD, 52.96m.

**Decathlon U20 Final:** 1, Cain, Stephen #827, VIC, 7023. 2, Newdick, Brent #411, NZL, 6649. 3, Surjan, Erik #970, WA, 6479. 4, Broadby, Sean #1006, TAS, 6229. 5, Collette, Ben #665, SA, 4651.

**Men Ambulant**

**100 metres Ambulant Heat 1:** (w: 1.3) 1, 935 Matthews, Tim, VIS, 11.14q. 2, 291 Turner, Dean, NSW, 11.47q. 3, 661 Benz, Paul, SA, 12.07q. 4, 844 Frazer, David, VIC, 12.18q. 5, 584 Harpur, Paul, QLD, 12.48q. 6, 418 Slade, Matthew, NZL, 12.53q. 7, 682 Marshall, Stephen, SA, 13.71. 8, 27 McMahon, Wade, ACTA, 13.77. **Heat 2:** (w: -0.8) 1, 337 Newell, Andrew, NSW, 11.56q. 2, 940 Sullivan, Tim, VIS, 12.31q. 3, 424 Symon, Mark, NZL, 12.47q. 4, 555 Brandon, Peter, QLD, 13.01. 5, 922 Elgin, Don, VIS, 13.02. 6, 690 Smith, Jason, SA, 13.11. 7, 918 Ault-Connell, Kieran, VIS, 13.16. 8, 211 Clarke, Geoff, NSW, 15.73. **A Final:** (w: -0.9) 1, 935 Matthews, Tim, VIS, 11.26. 2, 337 Newell, Andrew, NSW, 11.50. 3, 291 Turner, Dean, NSW, 11.57. 4, 940 Sullivan, Tim, VIS, 11.95. 5, 844 Frazer, David, VIC, 12.09. 6, 661 Benz, Paul, SA, 12.39. 7, 424 Symon, Mark, NZL, 12.48. 8, 584 Harpur, Paul, QLD, 12.64. **B Final:** (w: -2.0) 1, 418 Slade, Matthew, NZL, 12.51. 2, 555 Brandon, Peter, QLD, 13.15. 3, 922 Elgin, Don, VIS, 13.19. 4, 690 Smith, Jason, SA, 13.19. 5, 918 Ault-Connell, Kieran, VIS, 13.28. 6, 682 Marshall, Stephen, SA, 14.07. 7, 27 McMahon, Wade, ACTA, 14.33. 8, 211 Clarke, Geoff, NSW, 16.62.

**200 metres Ambulant Heat 1:** (w: 0.8) 1, 337 Newell, Andrew, NSW, 23.26q. 2, 227 Francis, Heath, NSW, 23.92q. 3, 844 Frazer, David, VIC, 25.23q. 4, 661 Benz, Paul, SA, 25.33q. 5, 418 Slade, Matthew, NZL, 25.88. 6, 582 Hall, Tristin, QLD, 28.79. 7, 27 McMahon, Wade, ACTA, 30.86. **Heat 2:** (w: -2.5) 1, 291 Turner, Dean, NSW, 23.89q. 2, 940 Sullivan, Tim, VIS, 24.71q. 3, 458 Thrupp, Darren, QAS, 25.91. 4, 555 Brandon, Peter, QLD, 26.02. 5, 584 Harpur, Paul, QLD, 26.03. 6, 682 Marshall, Stephen, SA, 28.69. **Heat 3:** (w: -2.7) 1, 670 Fuller, Neil, AIS, 24.50q. 2, 424 Symon, Mark, NZL, 24.86q. 3, 690 Smith, Jason, SA, 26.43. 4, 687 Munday, Wayne, SA, 28.70. 5, 703 Bennett, Malcolm, SASI, 29.55. 6, 721 Johnson, Clayton, TAS, 31.23. **Final:** (w: -1.4) 1, 337 Newell, Andrew, NSW, 22.86. 2, 227 Francis, Heath, NSW, 23.13. 3, 291 Turner, Dean, NSW, 23.82. 4, 940 Sullivan, Tim, VIS, 24.14. 5, 670 Fuller, Neil, AIS, 24.25. 6, 661 Benz, Paul, SA, 25.04. 7, 424 Symon, Mark, NZL, 25.54. 458 Thrupp, Darren, QAS, DQ.

**400 metres Ambulant Heat 1:** 1, 337 Newell, Andrew, NSW, 51.45q. 2, 227 Francis, Heath, NSW, 51.63q. 3, 940 Sullivan, Tim, VIS, 52.52q. 4, 424 Symon, Mark, NZL, 55.58q. 5, 661 Benz, Paul, SA, 56.97q. 6, 582 Hall, Tristin, QLD, 63.28. 7, 703 Bennett, Malcolm, SASI, 64.74. 8, 687 Munday, Wayne, SA, 67.00. **Heat 2:** 1, 72 Crates, Danny, GBR, 52.38q. 2, 670 Fuller, Neil, AIS, 55.26q. 3, 628 Sharp, Dale, QLD, 57.98q. 4, 555 Brandon, Peter, QLD, 58.99. 5, 865 McLay, Stuart, VIC, 59.84. 6, 690 Smith, Jason, SA, 60.75. 7, 922 Elgin, Don, VIS, 61.57. **Final:** 1, 337 Newell, Andrew, NSW, 51.14. 2, 72 Crates, Danny, GBR, 51.33. 3, 227 Francis, Heath, NSW, 51.35. 4, 940 Sullivan, Tim, VIS, 52.90. 5, 670 Fuller, Neil, AIS, 55.64. 6, 661 Benz, Paul, SA, 56.61. 7, 424 Symon, Mark, NZL, 58.01. 8, 703 Bennett, Malcolm, SASI, 65.83.

**800 metres Ambulant Final:** 1, 413 Prendergast, Timothy, NZL, 1:56.91. 2, 628 Sharp, Dale, QLD, 2:08.74. 3, 940 Sullivan, Tim, VIS, 2:15.41. 4, 865 McLay, Stuart, VIC, 2:18.44. 5, 809 Ashmore, Tim, VIC, 2:18.92. 6, 582 Hall, Tristin, QLD, 2:23.33. 7, 899 Zimmer, Travis, VIC, 2:27.08. 8, 703 Bennett, Malcolm, SASI, 2:30.76. 9, 623 Pope, Andrew, QLD, 2:57.07.

**1500 metres Ambulant Final:** 1, 413 Prendergast, Timothy, NZL, 4:02.47. 2, 965 Mitchell, Paul, WA, 4:12.97. 3, 628 Sharp, Dale, QLD, 4:33.04. 4, 899 Zimmer, Travis, VIC, 4:59.21. 5, 582 Hall, Tristin, QLD, 5:13.84. 6, 703 Bennett, Malcolm, SASI, 5:14.83. 7, 623 Pope, Andrew, QLD, 5:51.95.

**5000 metres Ambulant Final:** 1, 965 Mitchell, Paul, WA, 16:49.18. 2, 580 Gosens, Gerrard, QLD, 17:43.96. 3, 231 Glarvey, Nathan, NSW, 17:59.61. 4, 688 Pattenon, Paul, SA, 20:23.32.

**Long Jump Ambulant Final:** 1, 291 Turner, Dean, NSW, 6.13m, w:-0.1. 2, 458 Thrupp, Darren, QAS, 5.75m, w:-0.5. 3, 922 Elgin, Don, VIS, 5.34m, w:+0.0. 4, 918 Ault-Connell, Kieran, VIS, 4.87m, w:+0.0. 5, 682 Marshall, Stephen, SA, 4.26m, w:+0.0. 6, 721 Johnson, Clayton, TAS, 3.11m, w:+0.0.

**Shot Put Ambulant Final:** 1, 887 Short, Russell, VIC, 14.26m. 2, 13 Goldfinch, Murray, AIS, 13.03m. 3, 392 Dowall, John, NZL, 12.31m. 4, 922 Elgin, Don, VIS, 11.54m. 5, 193 Allen, Shayne, NSW, 11.03m. 6, 214 Courtney, Kieran, NSW, 10.08m. 7, 40 Burroughs, Damien, AIS, 9.77m. 8, 856 Larionow, Nicholas, VIC, 9.36m. 9, 585 Harvey, Brian, QLD, 9.05m. 10, 611 Metekingi, Leonard, QLD, 8.86m. 11, 721 Johnson, Clayton, TAS, 8.43m. 12, 963 Lindup, David, WA, 8.35m. 13, 26 Hibberd, Greg, ACTA, 6.93m. 14, 211 Clarke, Geoff, NSW, 6.61m.

**Discus Throw Ambulant Final:** 1, 887 Short, Russell, VIC, 43.02m. 2, 40 Burroughs, Damien, AIS, 42.55m. 3, 392 Dowall, John, NZL, 41.98m. 4, 922 Elgin, Don, VIS, 38.82m. 5, 193 Allen, Shayne, NSW, 37.47m. 6, 13 Goldfinch, Murray, AIS, 35.50m. 7, 585 Harvey, Brian, QLD, 30.57m. 8, 611 Metekingi, Leonard, QLD, 29.48m. 9, 214 Courtney, Kieran, NSW, 27.18m. 10, 963 Lindup, David, WA, 25.72m. 11, 424 Symon, Mark, NZL, 25.14m. 12, 27 McMahon, Wade, ACTA, 24.15m. 13, 26 Hibberd, Greg, ACTA, 20.58m. 14, 856 Larionow, Nicholas, VIC, 17.95m. 15, 211 Clarke, Geoff, NSW, 16.24m.

**Javelin Throw Ambulant Final:** 1, 392 Dowall, John, NZL, 50.68m. 2, 585 Harvey, Brian, QLD, 40.79m. 3, 249 Laggner, Andrew, NSW, 39.31m. 4, 865 McLay, Stuart, VIC, 33.12m. 5, 214 Courtney, Kieran, NSW, 32.87m. 6, 963 Lindup, David, WA, 30.79m. 7, 27 McMahon, Wade, ACTA, 26.99m.

## Telstra A-championships – ANZ Stadium, Brisbane, Queensland 11th-14th April 2002 (continued...)

### Men Wheelchair

**100 metres Wheelchair Final:** (w: -0.6) 1, 459 Trappett, Geoff, QAS, 15.07. 2, 832 Colman, Richard, VIC, 16.50. 3, 969 Stifall, Bryan, WA, 17.71. 4, 230 Gibson, Ronald, NSW, 19.95. 5, 933 Jones, Lachlan, VIS, 20.20.

**200 metres Wheelchair Final:** (w: 1.2) 1, 459 Trappett, Geoff, QAS, 28.52. 2, 832 Colman, Richard, VIC, 30.70. 3, 406 McIntyre, Alex, NZL, 31.21. 4, 969 Stifall, Bryan, WA, 32.93. 5, 230 Gibson, Ronald, NSW, 35.72. 6, 588 Hodge, Samuel, QLD, 38.64. 933 Jones, Lachlan, VIS, DQ.

**400 metres Wheelchair Final:** 1, 459 Trappett, Geoff, QAS, 53.04. 2, 325 Fearnley, Kurt, NSWI, 53.14. 3, 875 Periac, Frederic, VIC, 53.25. 4, 832 Colman, Richard, VIC, 55.89. 5, 406 McIntyre, Alex, NZL, 57.53. 6, 588 Hodge, Samuel, QLD, 72.54. 933 Jones, Lachlan, VIS, DQ.

**800 metres Wheelchair Final:** 1, 325 Fearnley, Kurt, NSWI, 1:51.25. 2, 875 Periac, Frederic, VIC, 1:52.80. 3, 832 Colman, Richard, VIC, 1:53.40. 4, 406 McIntyre, Alex, NZL, 2:03.75. 5, 933 Jones, Lachlan, VIS, 2:26.10. 6, 588 Hodge, Samuel, QLD, 2:37.35. 7, 641 Whitaker, Cameron, QLD, 2:49.19.

**Shot Put Seated Wheelchair Final:** 1, 48 MacDonald, Hamish, AIS, 10.08m. 2, 955 Clark, Sam, WA, 10.07m. 3, 327 Giddy, Terry, NSWI, 10.00m. 4, 972 Wallrodt, Bruce, WA, 9.57m. 5, 447 Eaton, Stephen, QAS, 9.13m. 6, 969 Stifall, Bryan, WA, 8.58m. 7, 579 Gibson, Darryl, QLD, 5.41m.

**Discus Throw Seated Wheelchair Final:** 1, 955 Clark, Sam, WA, 29.44m. 2, 447 Eaton, Stephen, QAS, 29.22m. 3, 969 Stifall, Bryan, WA, 28.28m. 4, 48 MacDonald, Hamish, AIS, 26.58m.

**Javelin Throw Seated Wheelchair Final:** 1, 955 Clark, Sam, WA, 29.44m. 2, 972 Wallrodt, Bruce, WA, 24.52m. 3, 327 Giddy, Terry, NSWI, 23.39m. 4, 969 Stifall, Bryan, WA, 22.49m. 5, 579 Gibson, Darryl, QLD, 9.17m.

**Mixed 1500 metres Wheelchair Final:** 1, 875 Periac, Frederic, VIC, 3:25.42. 2, 325 Fearnley, Kurt, NSWI, 3:25.47. 3, 406 McIntyre, Alex, NZL, 3:47.02. 4, 171 Sauvage, Louise, NSW, 4:08.54. 5, 969 Stifall, Bryan, WA, 4:17.59. 6, 588 Hodge, Samuel, QLD, 5:02.38. 7, 641 Whitaker, Cameron, QLD, 5:20.62.

## Australian Championships 2002

### Road, Walks, Cross Country

#### TELSTRA AUSTRALIAN 100KM ROAD CHAMPIONSHIPS

##### Canberra, Australian Capital Territory - 3rd March 2002

**Women** 1. Shirley Young VIC 11:19:35; 2. Gina Pipic 13:53:55; 3. Anne Staunton 15:11:21.

**Men** 1. Ian Valentine NSW 10:45:32; 2. Andrew Stanfield 11:21:43; 3. Thomas Lezenhofer NSW 11:50:12; 4. Alan Staples NSW 12:04:22; 5. Peter Grey VIC 13:19:04; 6. Dale Sinclair 13:31:22; 7. Mark Radford 13:32:08; 8. Brian Jackson VIC 14:12:26; 9. Dave Pettit NSW 15:15:10; 10. Stan Miskin VIC 15:54:49.

#### TELSTRA AUSTRALIAN MOUNTAIN RUNNING CHAMPIONSHIPS

##### Mt Buffalo, Victoria - 21st April 2002

**Women Open 10km** 1. Judith May ACT 67:40 (11.2km 75:09); 2. June Petrie VIC W35 70:47 (78:35); 3. Louise Fairfax TAS W50 71:03; 4. Sue Clark VIC W40 72:17 (81:21); 5. Kelly Roberts ACT 76:45; 6. Jamie Pike VIC 80:59 (88:50); 7. Carol Harding ACT W40 81:07 (89:14); 8. Elizabeth Short NSW W50 82:54 (90:41); 9. Fiona MacMillan VIC 83:54 (92:06); 10. Tracy Harwood ACT W35 90:55 (99:33); 11. Bianca Mauch NSW 109:57; 12. Angelica Mauch NSW W45 135:15.

Teams 1. VIC 10 points (June Petrie, Sue Clark, Jamie Pike); 2. ACT 11 points (Judith May, Kelly Roberts, Carol Harding); 3. NSW 24 points (Elizabeth Short, Bianca Mauch, Angelica Mauch).

**Women Under 20 7km** 1. Lucy Cant NZ U16 50:15; 2. Peta Mullens VIC U20 51:09; 3. Heather Harding ACT U16 70:50.

**Men Open 11.2km** 1. Paul Crake ACT 55:53; 2. Russell Chin NSW 59:52; 3. David Osmond ACT 61:05; 4. Steven Page QLD 61:21; 5. Adam Leane ACT 64:36; 6. Ross Hudson NSW 64:38; 7. Nigel Aylott VIC 65:26; 8. Glenn Paterson ACT 66:22; 9. Gareth Candy ACT 67:02; 10. Ben Derrick VIC 68:26; 11. Kevin Laws NSW 68:34; 12. Andrew Kromar VIC 68:53; 13. Tim Sawkins ACT 69:07; 14. Linton Gloster VIC 70:16; 15. Stuart Doyle ACT 70:42; 16. Kevin Tory VIC 74:08; 17. Gary Bolton NSW M45 74:58; 18. Bob Flower VIC M50 75:47; 19. Bert Pelgrim VIC M45 76:44; 20. Geoff Monro ACT 79:26; 21. Mark Phillips VIC M50 79:53; 22. Hugh Moore ACT M50 83:01; 23. Jason Selman NSW 84:20; 24. Clive Vogel NSW M50 85:56; 25. Reinhard Mauch NSW M50 91:39; 26. Paul Hangan VIC 93:24; 27. Anthony Scott ACT M40 103:20.

Teams 1. ACT 8 points (Paul Crake, David Osmond, Adam Leane); 2. NSW 15 points (Russell Chin, Ross Hudson, Kevin Laws); 3. VIC 22 points (Nigel Aylott, Ben Derrick, Andrew Kromar).

**Men Under 20 10km** 1. Lachlan Hallett SA M18 70:52 (11.2km 77:28).

#### TELSTRA AUSTRALIAN HALF MARATHON CHAMPIONSHIPS

##### Noosa, Queensland - 1st September 2002

**Women (Top 20)** 1. Liz Miller NSW 1:15:24; 2. Krishna Stanton QLD 1:16:08; 3. Jenny Philp-Young QLD 1:18:59; 4. Claudine Smyth QLD 1:19:08; 5. Tomoko Kiyama-Bains QLD 1:22:53; 6. Leanne Healey VIC 1:24:38; 7. Glenda Banaghan QLD 1:26:12; 8. Alison Hopkirk NSW 1:26:49; 9. Michelle Mitford NSW 1:27:10; 10. Kim Grylls QLD 1:30:18; 11. Sonia Green NSW 1:35:30; 12. Eleanor Dodd QLD 1:35:44; 13. Lisa Cartwright QLD 1:37:21; 14. Jess Haynes QLD 1:43:21; 15. Louise Stiller NSW 1:44:36; 16. Melody File QLD 1:50:20; 17. Dianne Schot QLD 1:53:08; 18. Glenda Spehr NSW 1:53:26; 19. Sarah Mathers QLD 1:57:20; 20. Sue McCormick QLD 2:00:24; Kerryn McCann NSW DQ (1:13:55); Susan Michelsson VIC DQ (1:14:27); Lee-Ann Turner SA DQ (1:18:36).

Teams 1. QLD 9 points (Krishna Stanton, Jenny Philp-Young, Claudine Smyth); 2. NSW 12 points (Liz Miller, Alison Hopkirk, Michelle Mitford).

**Men (Top 20)** 1. Dean Cavuoto ACT 1:05:41; 2. Julian Dwyer VIC 1:06:01; 3. Erwin McRae ACT 1:06:48; 4. Anthony Liddell QLD 1:08:40; 5. Gary Rake ACT 1:08:59; 6. Levi Fleming QLD 1:09:56; 7. Paul Dodd QLD 1:10:12; 8. Ron Peters QLD 1:10:56; 9. Ross Hudson NSW 1:11:00; 10. Philo Saunders ACT 1:11:29; 11. Christopher French QLD 1:11:35; 12. Christopher Reeves QLD 1:12:08; 13. Rohan Lowry ACT 1:12:43; 14. Patrick Hay NSW 1:12:51; 15. Peter Spehr NSW 1:13:19; 16. Shawn Claydon QLD 1:13:33; 17. Michael Jackson QLD 1:13:46; 18. Rob Deen QLD 1:14:22; 19. Lachlan Maxwell QLD 1:15:23; 20. Geoff Holloway QLD 1:16:08; Magnus Michelsson VIC DQ (1:05:05); Mark McLachlan NSW DQ (1:09:00).

Teams 1. ACT 7 points (Dean Cavuoto, Erwin McRae, Gary Rake); 2. QLD 14 points (Anthony Liddell, Levi Fleming, Paul Dodd); 3. NSW 24 points (Ross Hudson, Patrick Hay, Peter Spehr).

## Australian Championships 2002 Road, Walks, Cross Country *(continued...)*

### TELSTRA AUSTRALIAN MARATHON CHAMPIONSHIPS Sydney, New South Wales - 15th September 2002

**Women (Top 10)** 1. Heather Turland NSW 2:51:06; 2. Sarah Mycroft NSW 2:55:59; 3. Natalie Karl NSW 2:58:17; 4. Judith May ACT 3:12:22; 5. Rosemary Roediger NSW 3:13:20; 6. Jennifer McKenna NSW 3:14:38; 7. Rose Plikss NSW 3:26:52; 8. Katherine Latham NSW 3:54:09; 9. Maryanne Taylor NSW 4:03:08; 10. Robyn James NSW 4:17:23.

Teams 1. NSW 6 points (Sarah Mycroft, Natalie Karl, Rosemary Roediger).

**Men (Top 20)** 1. Jeremy Horne VIC 2:25:27; 2. Paul Imhoff ACT 2:26:46; 3. John Bowers NSW 2:30:40; 4. Robert Battocchio NSW 2:36:24; 5. Gary McGregor NSW 2:37:48; 6. Martin Considine NSW 2:37:57; 7. Peter Spehr NSW 2:38:59; 8. Michael Arndell NSW 2:39:01; 9. Jonathan Blake NSW 2:42:29; 10. Peter Van Wijngaarden SA 2:43:14; 11. Trevor Jacobs ACT 2:46:00; 12. Nicholas Bennett NSW 2:48:13; 13. Chris Richards NSW 2:48:40; 14. Stuart Perry SA 2:53:45; 15. John Murray NSW 2:55:55; 16. Lazar Hamadi NSW 2:56:00; 17. Gregory Osborne NSW 2:57:08; 18. Judd McBurney NSW 2:59:23; 19. Richard Mullaney NSW 3:03:36; 20. Jim Owens NSW 3:05:14.

Teams 1. NSW 6 points (Gary McGregor, Martin Considine, Peter Spehr).

### TELSTRA AUSTRALIAN 20KM ROAD WALKING CHAMPIONSHIPS Davies Park, South Brisbane, Queensland - 14th April 2002

**Women** 1. Jane Saville AIS/NSW 1:34:18; 2. Natalie Saville NSW 1:36:22; 3. Simone Wolowiec VIC 1:38:21; 4. Gabrielle Gorst NZL 1:40:45; 5. Claire Woods AIS/SA 1:43:56; 6. Karen Foan CAN 1:45:06; 7. Wendy Muldoon VIC 1:45:53; 8. Tracy Rosengrave VIC 1:49:02; 9. Roisin Gleich VIC 1:49:42; 10. Claire Bock QLD 1:56:58; 11. Judy Moller QLD 2:07:10; Lyn Ventris WA DNF; Megan Peters VIC DNF; Cheryl Webb AIS/NSW DQ.

Teams 1. VIC 6 points (Simone Wolowiec, Wendy Muldoon, Tracy Rosengrave); NSW DNF.

**Men** 1. Nathan Deakes AIS/VIC 1:23:36; 2. Luke Adams AIS/NSW 1:23:56; 3. Darren Bown AIS/SA 1:27:34; 4. Duane Cousins VIC/VIC 1:28:44; 5. Liam Murphy AIS/SA 1:30:24; 6. Frank Bertei VIC 1:34:43; 6. Brent Vallance NSW 1:34:43; 8. Christopher Erickson VIC 1:41:59; 9. Shane Pearson QLD 1:42:39; 10. Ignacio Jimenez QLD 1:44:31; 11. Michael Beaton-Wells VIC 1:45:48; 12. Peter Bennett QLD 1:46:47; 13. Daniel Lowe WA 1:56:30; 14. Robert Osborne NSW 1:58:51; Brad Malcolm VIC DNF; Troy Sundstrom NSW DNF; Daniel Thorne VIC DQ.

Teams 1. VIC 6 points (Nathan Deakes, Duane Cousins, Frank Bertei, Christopher Erickson); NSW DNF.

### TELSTRA AUSTRALIAN MEN'S 50KM ROAD WALKING CHAMPIONSHIP Albert Park, Melbourne, Victoria - 5th May 2002

**Men** 1. Liam Murphy SA 3:55:20; 2. Duane Cousins VIC 3:59:27; 3. Luke Adams NSW 4:04:03; 4. Darren Bown SA 4:12:53; 5. Frank Bertie VIC 4:19:28; 6. Michael Harvey VIC 4:42:10; Richard Everson SA DNF.

Teams 1. VIC 6 points (Duane Cousins, Frank Bertie, Michael Harvey).

### TELSTRA AUSTRALIAN MEN'S UNDER 20 10KM ROAD WALKING CHAMPIONSHIP Weston Park, Yarralumla, Australian Capital Territory - 9th June 2002

**Men** 1. Jared Tallent VIC 45:20; 2. Shaun Archer ACT 47:12; 3. Aaron Mellor NSW 47:40; 4. Travis Middlemiss VIC 47:59; 5. Kim Mottram SA 49:34; 6. Thomas Geyteman NSW 51:07; 7. Michael Smith NSW 53:31; 8. Jamie Barnes VIC 56:13; Adam Barnes VIC DNF.

Teams 1. VIC 10 points (Jared Tallent, Travis Middlemiss, Jamie Barnes); 2. NSW 11 points (Aaron Mellor, Thomas Geyteman, Michael Smith).

**TELSTRA AUSTRALIAN ROAD WALKING CHAMPIONSHIPS  
& IGA AUSTRALIAN JUNIOR ROAD WALKING CHAMPIONSHIPS  
Nowra, New South Wales - 18th August 2002**

**Women Open 10km** 1. Claire Woods SA 48:13; 2. Karen Foan CAN 49:08; 3. Wendy Muldoon VIC 50:55; 4. Claire Bock QLD 52:06; 5. Justijana Tonti-Filippini VIC 57:13; 6. Nardene Loveday VIC 58:30; 7. Nicolle Mitchell NSW 1:00:00; 8. Renee Cassell NSW 1:01:04; 9. Anne Weekes NSW 1:02:08; 10. Jodie Sundstrom NSW 1:14:56; Cheryl Webb NSW DQ; Lyn Ventris WA DQ.

Teams 1. VIC 6 points (Wendy Muldoon, Justijana Tonti-Filippini, Nardene Loveday); 2. NSW 15 points (Nicolle Mitchell, Renee Cassell, Anne Weekes).

**Women Under 20 10km** 1. Laura Johnson NSW 52:46; 2. Brianna Heazlewood NSW 58:25; 3. Stacey Birch NSW 59:08; 4. Katie Dodds NSW 1:01:51

**Women Under 18 8km** 1. Lisa Grant NSW 41:14; 2. Peta Gough QLD 42:42; 3. Beki Lee NSW 44:18; 4. Jessica Heazlewood NSW 45:10; 5. Christina Aldis NSW 45:21; 6. Jillian Rutter NSW 48:58.

**Women Under 16 5km** 1. Tanya Holliday SA 25:45; 2. Fiona Alldis NSW 26:07; 3. Lynette Bannister TAS 27:12; 4. Chantelle Petith QLD 27:21; 5. Jillian Hosking ACT 28:00; 6. Louise Kerr QLD 29:47; 7. Katrina Biteznik NSW 31:18; 8. Brooke Palfreyman VIC 32:09; 9. Rebecca Goodwin NSW 32:44; 10. Julie Grant NSW 33:01; 11. Danica McDonald NSW 35:16; 12. Chloe Jackson NSW 36:46; Jessica Heazlewood NSW DNF; Susan Knaptton NSW DQ.

Teams 1. NSW 6 points (Fiona Alldis, Katrina Biteznik, Julie Grant).

**Women Under 14 3km** 1. Natasha Agius NSW 15:39; 2. Nicole Fagan NSW 15:41; 3. Jessica Rothwell VIC 15:42; 4. Diane Petith QLD 16:02; 5. Sarah Alexander VIC 16:14; 6. Kimberley Tillman NSW 16:20; 7. Katrina Biteznik NSW 16:26; 8. Louisa Peterson NSW 16:28; 9. Amber Woodforth QLD 16:42; 10. Jessica Palfreyman VIC 17:19; 11. Ashleigh Downie NSW 17:42; 12. Anika Holliday SA 17:45; 13. Samatha Miller NSW 18:02; 14. Lizzy Malcomson TAS 18:08; Tarni Webb NSW DQ; Caitlin Worrall ACT DQ; Rebecca Adams SA DNF.

Teams 1. NSW 8 points (Natasha Agius, Nicole Fagan, Kimberley Tillman); 2. VIC 13 points (Jessica Rothwell, Sarah Alexander, Jessica Palfreyman).

**Men Open 30km** 1. Darren Bown SA 2:15:59; 2. Frank Bertei VIC 2:32:50; 3. Robert Osborne NSW 3:16:55; Troy Sundstrom NSW DQ.

**Men Under 20 20km** 1. Jared Tallent VIC 1:53:03; Michael Smith NSW DQ; Travis Middlemiss VIC DQ.

**Men Under 18 8km** 1. Adam Rutter NSW 37:40; 2. Shaun Archer ACT 38:24; 3. Ben Perske QLD 39:25; 4. Ashley Colquhoun ACT 39:33; 5. Aaron Humphrey TAS 41:47.

**Men Under 16 5km** 1. Luke Fitzgerald NSW 24:26; 2. Leigh Fawkes VIC 24:37; 3. Blake Egelton NSW 26:45; 4. Beau Plummer NSW 28:47; 5. Daniel Neale NSW 30:12; Glen Sellen NSW DQ.

**Men Under 14 3km** 1. Grzegorz Wolszczak SA 15:15; 2. Kyle Bryant VIC 15:26; 3. Daniel Coleman TAS 15:29; 4. Brendon Reading ACT 15:35; 5. Jared Loi QLD 15:47; 6. Brook Keys NSW 16:02; 7. Justin Fitzgerald NSW 16:08; 8. Daniel Lineen VIC 16:13; 9. Dan De Wit NSW 16:20; 10. Michael Worrall ACT 20:06; 11. Andrew Smith NSW 21:04; 12. Richie Knight NSW 22:32; Jarryd O'Connell VIC DNF; Michael Reading ACT DQ.

Teams 1. NSW 6 points (Brook Keys, Justin Fitzgerald, Dan De Wit).

## Australian Championships 2002 Road, Walks, Cross Country *(continued...)*

### TELSTRA AUSTRALIAN CROSS COUNTRY CHAMPIONSHIPS Nowra, New South Wales - 17th August 2002

**Women Open 8km** 1. Thompson, Anna VIC 28:34; 2. Smith, Kimberley NZL 28:56; 3. Terry, Joy ACT 29:09; 4. Salmon, Sarah ACT 29:54; 5. Rogers, Leah VIC 30:03; 6. Gibbs, Serena VIC 30:14; 7. Michelsson, Susan VIC 30:38; 8. Morris, Emily NSW 30:50; 9. Turner, Leanne SA 31:11; 10. Seibold, Kate VIC 31:12; 11. Cooper, Tania NZL 31:16; 12. Burgmann, Janelle NSW 31:26; 13. Crowe, Lauren VIC 31:30; 14. Karl, Natalie NSW 31:36; 15. Luxford, Annabel QLD 31:46; 16. Mycroft, Sarah NSW 31:50; 17. Braakhuis, Simone VIC AC/EM 32:00; 18. Dravitzki, Melanie NZL 32:08; 19. Clark, Susan VIC AC/EM 32:16; 20. May, Judith ACT 32:20; 21. Truscott, Jenny NSW 32:25; 22. Shelley, Lauren WVA 32:32; 23. Southgate, Kathy ACT 32:37; 24. Wright, Jessica NZL 32:44; 25. Pickup, Jane TAS 32:48; 26. Petrie, June VIC AC/EM 32:56; 27. Miles, Jane NSW AC/EM 33:02; 28. Hargrave, Erin NSW 33:14; 29. Bailey, Joanna NSW AC/EM 33:17; 30. Dick, Lisa VIC AC/EM 33:22; 31. Thomas, Melissa NZL AC/EM 33:33; 32. Gillham, Alexis QLD 34:15; 33. Heron, Rochelle NZL AC/EM 34:38; 34. Beardslee, Margaret NSW AC 34:58; 35. Pickup, Emily TAS 35:30; 36. Kelly, Jacqui QLD 35:44; 37. Bach, Saara QLD 36:02; 38. Suffolk, Cristine NSW AC/EM 36:49; 39. McCarthy, Miriam ACT 37:53; 40. Wilson, Lisa ACT 38:56; 41. Godwin, Elisa NSW AC/EM 40:21; 42. Brown, Louise NSW AC 41:35; 43. Strong, Kasei NSW AC 44:49.

Teams 1. 19 points VIC (A. Thompson, L. Rogers, S. Gibbs, S. Michelsson); 2. 38 points ACT (J. Terry, S. Salmon, J. May, K. Southgate); 3. 42 points NSW (E. Morris, J. Burgmann, N. Karl, S. Mycroft); 4. 42 points NZL (K. Smith, T. Cooper, M. Dravitzki, J. Wright); 5. 69 points QLD (A. Luxford, A. Gillham, J. Kelly, S. Bach).

**Women Clubs Championship** 1. 46 points Woden Harriers ACT (J. Terry, S. Salmon, M. McCarthy); 2. 47 points Randwick Botany Harriers NSW (J. Burgmann, N. Karl, J. Truscott) 3. 121 points Nowra NSW (C. Suffolk, E. Godwin, L. Brown).

**Women Under 23 8km** 1. Smith, Kimberley NZL 28:56; 2. Cooper, Tania NZL 31:16; 3. Crowe, Lauren VIC 31:30; 4. Luxford, Annabel QLD 31:46; 5. Dravitzki, Melanie NZL 32:08; 6. Miles, Jane NSW AC/EM 33:02; 7. Hargrave, Erin NSW 33:14; 8. Thomas, Melissa NZL AC/EM 33:33; 9. Gillham, Alexis QLD 34:15; 10. Kelly, Jacqui QLD 35:44; 11. Bach, Saara QLD 36:02.

**Women Under 20 6km** 1. McKechnie, Clare VIC 21:14; 2. Voogt, Ardina QLD 21:46; 3. Murrhij, Demelza NZL 21:53; 4. Furst, Lee VIC 22:17; 5. Clarke, Noni ACT 22:25; 6. Scopes, Julia NZL 22:29; 7. Ponton, Marnie ACT 22:35; 8. Fry, Kiah VIC, AC/EM 22:47; 9. Keage, Jocelyn VIC 22:48; 10. Smith, Emily VIC 22:59; 11. Bowmaker, Alison NSW 23:46; 12. Fritze, Claire VIC 23:54; 13. Rooke, Emily VIC 24:04; 14. Biffin, Lisa VIC, AC/EM 24:34; 15. O'Carroll, Nikki NSW 25:03; 16. MacMorran, Alex NZL 25:59; 17. Davies, Julia TAS 27:02; 18. Somerville, Laura-Claire VIC, AC/EM 27:25; 19. Deans, Amanda NSW AC 29:10; 20. Wendt, Amanda QLD 29:25; 21. Mountain, Kaylene NSW 33:23.

Teams 1. 9 points VIC (C. McKechnie, L. Furst, J. Keage); 2. 14 points NZL (D. Murrhij, J. Scopes, A. MacMorran); 3. 22 points NSW (A. Bowmaker, N. O'Carroll, K. Mountain).

**Women Under 18 4km** 1. Abram, Felicity QLD 14:47; 2. Vernon, Melinda NSW 15:02; 3. Luxford, Laura QLD 15:06; 4. Murrhij, Melissa NZL 15:13; 5. Archbold, Kathryn NSW 15:29; 6. Ireland, Jessica SA 15:58; 7. Baquie, Alice VIC 16:06; 8. Cook, Hayley VIC AC 16:08; 9. Boyle, Celia VIC 16:16; 10. DeWit, Gabi NSW AC/EM 16:17; 11. Brown, Penny VIC 16:18; 12. Stockwell, Kylie QLD AC 16:24; 13. D'Ademo, Marnie VIC AC/EM 16:32; 14. Boyd, Jessica NSW 16:42; 15. Wall, Ashleigh VIC 16:43; 16. Ferry, Rachael VIC 16:44; 17. Inglis, Belinda SA 16:49; 18. Bromfield, Sophie NSW 16:55; 19. Kenney, Allisha NSW AC/EM 17:00; 20. King, Natalie NSW AC/EM 17:09; 21. Egan, Bridgette QLD 17:22; 22. Smith, Danielle TAS 17:27; 23. Quick, Lyndell VIC AC/EM 17:51; 24. Vine, Meg SA AC 17:53; 25. Chalmes, Emma TAS 17:57; 26. Clark, Tynael QLD AC 18:01; 27. Lloyd, Melissa SA 18:07; 28. Cashion, Alexandra TAS 18:16; 29. Vandenberg, Renee NSW AC/EM 18:41; 30. Bowyer, Meike NSW AC/EM 19:04; 31. O'Neil, Ashleigh NSW AC/EM 19:21; 32. Duggan, Lucy TAS 19:36; 33. Stevenson, Amy NSW AC/EM 21:18.

Teams 1. 15 points NSW (M. Vernon, K. Archbold, J. Boyd); 2. 15 points QLD (F. Abram, L. Luxford, B. Egan); 3. 21 points VIC (A. Baquie, C. Boyle, P. Brown); 4. 29 points SA (J. Ireland, B. Inglis, M. Lloyd); 5. 40 points TAS (D. Smith, E. Chalmes, A. Cashion).

**Women Junior Clubs Championship** 1. 6 points University of Queensland (A. Voogt U20, F. Abram U18, L. Luxford U18); 2. 26 points Box Hill VIC (J. Keage U20, E. Smith U20, A. Baquie U18); 3. 75 points Nowra NSW (A. Bowmaker U20, A. O'Neil U18, A. Stevenson U18); 4. 85 points Sandy Bay TAS (E. Chalmes U18, A. Cashion U18, L. Duggan U18).



**Men Open 12km** 1. Nyangelo, Patrick TAN 37:29; 2. Bwire, Stephen TAN 37:30; 3. Thompson, Mark VIC 37:58; 4. Dickson, Marwa TAN 38:09; 5. Woyecha, Gemechil VIC AC/EM 38:20; 6. Field, Simon VIC 38:27; 7. Dent, Martin ACT 38:44; 8. Fenn, Paul VIC AC 38:46; 9. Byrne, David NSW 39:00; 10. Kerr, Matthew NSW 39:06; 11. Dessaix-Chin, Russel NSW 39:13; 12. Hombro, Desdery TAN 39:31; 13. Quin, Daniel VIC AC/EM 39:48; 14. Dyson, Bradley TAS 39:53; 15. McTaggart, Scott ACT 40:03; 16. Hunt, Jeff NSW AC/EM 40:05; 17. Coady, Tyler VIC 40:06; 18. Smith, Stephen NZL 40:14; 19. Hurt, Simon NSW AC 40:25; 20. Meagher, John VIC AC/EM 40:33; 21. Hulbert, Peter VIC 40:43; 22. Dover, Tom QLD 40:46; 23. Coubrough, James NZL 40:49; 24. Liddell, Antony QLD 40:54; 25. Gloster, Linton VIC 40:57; 26. Robertson, Kevin NSW AC/EM 41:32; 27. Mossley, Saxon NSW AC/EM 41:50; 28. Scopes, Liam NZL 41:52; 29. Didyk, Adam SA 41:54; 30. Dodd, Paul QLD 42:23; 31. Morduant, Dylan NZL 42:26; 32. Stevenson, Alastair QLD 42:32; 33. Greedy, Scott QLD 42:34; 34. Bowers, John NSW AC 42:39; 35. Wallace, Don QLD AC/EM 42:47; 36. Bennett, Nick NSW AC 42:48; 37. Cressingham, Jason NZL 43:10; 38. Coghlan, David QLD 43:40; 39. Graves, Gregory NSW AC 43:57; 40. Yeatman, Luke VIC AC/EM 44:15; 41. Lyons, Michael NSW AC 44:22; 42. Armstrong, Scott NZL 44:54; 43. Ryan, Gerard ACT AC/EM 45:04; 44. Harrison, Nick VIC 45:47; 45. Green, Daniel NSW 45:47; 46. Davidson, Paul NSW AC 46:17; 47. Blackmore, Perry ACT AC/EM 46:31; 48. Brown, Richard NSW AC 55:07; 49. Cox, Milton NSW AC 55:31; 50. Stevenson, Bruce NSW AC 59:10.

Teams 1. 17 points VIC (M. Thompson, S. Field, T. Coady, P. Hulbert); 2. 28 points NSW (D. Byrne, M. Kerr, R. Dessaix-Chin, D. Green); 3. 43 points NZL (S. Smith, J. Coubrough, L. Scopes, D. Morduant); 4. 48 points QLD (T. Dover, A. Liddell, P. Dodd, A. Stevenson).

**Men Clubs Championship** 1. 41 points Glenhunting VIC (M. Thompson, T. Coady, P. Hulbert); 2. 79 points University of Queensland (T. Dover, A. Liddell, S. Greedy); 3. 96 points Sutherland NSW (K. Robertson, J. Bowers, N. Bennett); 4. 143 points Nowra NSW (P. Davidson, R. Brown, M. Cox).

**Men Under 23 12km** 1. Nyangelo, Patrick TAN 37:29; 2. Dickson, Marwa TAN 38:09; 3. Fenn, Paul VIC AC 38:46; 4. Byrne, David NSW 39:00; 5. Hombro, Desdery TAN 39:31; 6. Dyson, Bradley TAS 39:53; 7. Hunt, Jeff NSW AC/EM 40:05; 8. Smith, Stephen NZL 40:14; 9. Coubrough, James NZL 40:49; 10. Scopes, Liam NZL 41:52; 11. Didyk, Adam SA 41:54; 12. Morduant, Dylan NZL 42:26; 13. Greedy, Scott QLD 42:34; 14. Cressingham, Jason NZL 43:10; 15. Lyons, Michael NSW AC 44:22; 16. Armstrong, Scott NZL 44:54.

**Men Under 20 8km** 1. Bourne, Mark ACT 26:15; 2. Perrett, Clint VIC 26:26; 3. Roff, Jeremy NSW 26:32; 4. Peters, Johnathon QLD 27:20; 5. Matena, Daniel SA 27:44; 6. Birmingham, Collis VIC AC/EM 27:48; 7. Hay, Patrick NSW 27:56; 8. Brown, Nathan NSW 28:14; 9. Morgan, Paul SA 28:17; 10. Campbell, Nathan NSW AC/EM 28:26; 11. Orklin, Marc NSW 28:31; 12. Cooper, Clive NZL 28:33; 13. Stormon, Patrick NSW AC/EM 28:54; 14. Nunan, Daniel QLD 28:55; 15. Arkininstall, Andrew QLD 29:00; 16. Cole, Matthew NSW AC/EM 29:01; 17. Walsh, Eric QLD 29:07; 18. Vincent, Adrian VIC AC/EM 29:09; 19. Elvery, James NZL 29:16; 20. Shepherd, Mark ACT 29:26; 21. Miller, Nick VIC AC/EM 29:34; 22. Robbie, Jason NSW AC/EM 29:52; 23. Fink, Jeremy VIC 29:53; 24. Murray, Frazer NZL 29:54; 25. Donovan, Simon VIC AC/EM 30:22; 26. McGrath, Tim NSW 30:33; 27. Whitten, Chris VIC 30:44; 28. Rule, Anthony VIC 30:53; 29. Kiddle, Christopher VIC AC 31:00; 30. Medlin, Toby SA AC 31:13; 31. Boosey, Luke QLD 31:25; 32. Canny, Michael VIC AC/EM 31:29; 33. Scarr, James TAS 32:26; 34. Calkin, Todd NZL AC 33:05; 35. Clarke, Daniel TAS 35:19.

Teams 1. 13 points NSW (J. Roff, P. Hay, N. Brown); 2. 16 points VIC (C. Perrett, C. Birmingham, J. Fink); 3. 20 points QLD (J. Peters, D. Nunan, A. Arkininstall); 4. 29 points NZL (C. Cooper, J. Elvery, F. Murray).

**Men Under 18 6km** 1. Adams, Liam VIC 18:53; 2. Russ, Jayden QLD 19:20; 3. Toomey, Ben VIC 19:31; 4. Morris-Clark, Flynn NZL 19:34; 5. Ellis, Sam VIC 19:35; 6. Holland, Zane VIC 19:37; 7. Mahon, Tyson VIC AC/EM 19:41; 8. Prigg, Travis NSW 19:44; 9. Ward, Terry QLD 19:47; 10. Woolley, Matthew TAS 19:49; 11. Gadjaj, Peter QLD 19:57; 12. Walker, Nicholas NSW 20:05; 13. Poppet, Jared NSW 20:11; 14. Arkininstall, Stephen QLD 20:15; 15. Woodman, Brendan VIC 20:26; 16. Simpson, Troy NSW 20:37; 17. Nunan, Chris QLD AC/EM 20:38; 18. Williams, Robbie NSW AC/EM 20:41; 19. Killmier, Robert SA 20:48; 20. Tucker, Andrew VIC AC/EM 20:49; 21. Mathieson, Robert ACT 20:52; 22. Brown, Stephen NSW 20:53; 23. Hill, Dylan TAS 20:59; 24. Barralett, Andrew QLD AC/EM 21:08; 25. Spinks, James NSW AC 21:10; 26. Redshaw, Alex QLD AC/EM 21:14; 27. Hosking, Michael ACT 21:19; 28. Rodway, Tristan NZL 21:20; 29. Comley, Andrew VIC AC/EM 21:28; 30. Daniliuk, Shannon VIC AC/EM 21:42; 31. Coleman, Jonathan TAS 21:43; 32. Donnellan, Matthew TAS AC 21:47; 33. Cooper, Alex TAS AC 21:59; 34. Koopmans, John QLD 22:17; 35. Dressler, Joel VIC AC/EM 22:19; 36. Holland, David SA AC 22:22; 37. Archer, Shaun ACT 22:37; 38. Hodder, Nick VIC AC/EM 22:40; 39. Cook, Daniel ACT 22:40; 40. Mountain, Kevin NSW AC/EM 22:41; 41. Connolly, Patrick SA 23:01; 42. French, Alex TAS AC 23:22; 43. Williams, Owen SA 24:32.



## Australian Championships 2002 Road, Walks, Cross Country *(continued...)*

Teams 1. 8 points VIC (L. Adams, B. Toomey, S. Ellis); 2. 16 points QLD (J. Russ, T. Ward, P. Gadjaj); 3. 24 points NSW (T. Prigg, N. Walker, J. Poppet); 4. 35 points TAS (M. Woolley, D. Hill, J. Coleman); 5. 42 points ACT (R. Mathieson, M. Hosking, S. Archer); 6. 46 points SA (R. Killmier, P. Connolly, O. Williams).

**Men Junior Clubs Championship** 1. 23 points Randwick Botany Harriers NSW (J. Roff U20, P. Hay U20, P. Stormon U20); 2. 27 points Ashgrove Rangers QLD (J. Peters U20, D. Nunan U20, T. Ward U18); 3. 43 points Sutherland NSW (M. Orklin U20, M. Cole U20, T. Simpson U18); 4. 58 points Woden Harriers ACT (M. Bourne U20, M. Shepherd U20, S. Archer U18); 5. 78 points Sandy Bay TAS (J. Scarr U20, D. Clarke U20, M. Woolley U18); 6. 84 points Keilor St Bernards VIC (S. Donovan U20, A. Comley U18, S. Daniluk U18).

### IGA AUSTRALIAN ALL SCHOOLS CROSS COUNTRY CHAMPIONSHIPS Nowra, New South Wales - 17th August 2002

**Girls Under 20 6km** 1. McKechnie, Clare VIC 21:14; 2. Fry, Kiah VIC 22:47; 3. Bowmaker, Alison NSW 23:46; 4. Fritze, Claire VIC 23:54; 5. Rooke, Emily VIC 24:04; 6. MacMorran, Alex NZL 25:59; 7. Davies, Julia TAS 27:01; 8. Somerville, Laura-Claire VIC 27:26; 9. Deans, Amanda NSW 29:10.

Teams 1. 10 points VIC (C. McKechnie, K. Fry, C. Fritze, E. Rooke).

**Girls Under 18 4km** 1. Abram, Felicity QLD 14:48; 2. Vernon, Melinda NSW 15:02; 3. Luxford, Laura QLD 15:06; 4. Murrinhy, Melissa NZL 15:14; 5. Archbold, Kathryn NSW 15:29; 6. Ireland, Jessica SA 15:58; 7. Baquie, Alice VIC 16:06; 8. Cook, Hayley VIC 16:08; 9. Boyle, Celia VIC 16:16; 10. DeWit, Gabi NSW AC 16:17; 11. Stockwell, Kylie QLD 16:25; 12. D'Ademo, Marnie VIC 16:32; 13. Boyd, Jessica NSW 16:42; 14. Ferry, Rachael VIC 16:44; 15. Inglis, Belinda SA 16:49; 16. Bromfield, Sophie NSW 16:55; 17. Kenney, Allisha NSW AC 17:00; 18. King, Natalie NSW 17:09; 19. Egan, Bridgette QLD 17:22; 20. Smith, Danielle TAS 17:28; 21. Quick, Lyndell VIC 17:52; 22. Vine, Meg SA 17:53; 23. Chalmes, Emma TAS 17:57; 24. Clark, Tyneal QLD 18:01; 25. Lloyd, Melissa SA 18:07; 26. Cashion, Alexandra TAS 18:16; 27. Vandenberg, Renee NSW 18:41; 28. Bowyer, Meike NSW AC 19:04; 29. O'Neil, Ashleigh NSW AC 19:21; 30. Duggan, Lucy TAS 19:36; 31. Stevenson, Amy NSW AC 21:19.

Teams 1. 29 points QLD (F. Abram, L. Luxford, K. Stockwell, B. Egan); 2. 31 points VIC (A. Baquie, H. Cook, C. Boyle, M. D'Ademo) 3. 31 points NSW (M. Vernon, K. Archbold, J. Boyd, S. Bromfield); 4. 59 points SA (J. Ireland, B. Inglis, M. Vine, M. Lloyd); 5. 85 points TAS (D. Smith, E. Chalmes, A. Cashion, L. Duggan).

**Girls Under 16 4km** 1. Simpson, Brooke NSW 14:40; 2. Johnson, Emily NSW 15:00; 3. Pobjie, Holly NSW 15:19; 4. Kaidonis, Georgia SA 15:49; 5. Kaidonis, Sophia SA 15:51; 6. Holliday, Tanya SA 16:08; 7. Rowe, Laura SA 16:12; 8. Cant, Sarah VIC 16:13; 9. Spencer, Stephanie QLD 16:18; 10. Wood, Emma NSW 16:19; 11. Tromp, Jessica VIC 16:21; 12. McKibbin, Patricia ACT 16:30; 13. Oldfield, Madeleine TAS 16:31; 14. Kerr, Louise QLD 16:34; 15. Hosking, Jillian ACT 16:37; 16. Spencer, Blythe QLD 16:46; 17. Worringham, Eleanor QLD 16:52; 18. Hall, Sarah VIC 16:52; 19. Horlin-Smith, Emma SA 17:03; 20. Griffen, Catie SA 17:06; 21. Wingard, Sheree SA 17:07; 22. Mullens, Peta VIC 17:17; 23. Smith, Alisha QLD 17:22; 24. McFadden, Rachael NSW 17:22; 25. Canobio, Elizabeth VIC 17:23; 26. Hoare, Megan TAS 17:33; 27. Fagen, Lauren NSW AC 17:41; 28. Davis, Emma VIC 17:46; 29. Dutkowski, Kim TAS 17:49; 30. Withenden, Kathy TAS 17:52; 31. LeGrand, Kristen TAS 17:55; 32. Reinthal, Annelise NSW AC 18:17; 33. Redgrove, Lucy TAS 18:31; 34. Vernon, Alice NSW AC 18:45; 35. Hameon, Amanda QLD 19:15; 36. Ross, Courtney NSW AC 20:59.

Teams 1. 16 points NSW (B. Simpson, E. Johnson, H. Pobjie, E. Wood); 2. 22 points SA (G. Kaidonis, S. Kaidonis, T. Holliday, L. Rowe); 3. 51 points QLD (S. Spencer, L. Kerr, B. Spencer, E. Worringham); 4. 54 points VIC (S. Cant, J. Tromp, S. Hall, P. Mullens); 5. 86 points TAS (M. Oldfield, M. Hoare, K. Dutkowski, K. Withenden).

**Girls Under 14 3km** 1. Gilmour, Lexy NSW 10:23; 2. Conder, Katherine NSW 10:31; 3. Conder, Jennifer NSW 10:33; 4. Green, Rachel VIC 10:34; 5. Gregson, Heidi NSW 11:04; 6. Pluck, Emily ACT 11:07; 7. Brooks, Megan SA 11:10; 8. Hooper, Fallon SA 11:13; 9. Connolly, Brigid SA 11:13; 10. Fitzgibbons, Sally NSW 11:16; 11. Grahame, Sarah VIC 11:18; 12. Guy, Courtney NSW 11:26; 13. Clarke, Elizabeth TAS 11:28; 14. Boorn-Wells, Simone VIC 11:38; 15. Holdsworth, Jordan VIC 11:41; 16. Southgate, Anne ACT 11:44; 17. Donlan, Sarah NSW AC 11:48; 18. Thompson, Isabella TAS 11:51; 19. Delaney, Bridey NSW AC 12:09; 20. Augustynek, Michelle VIC 12:25; 21. Nixon-Simpson, Kristyn SA 12:28; 22. Bolger, Skye QLD 12:31; 23. Moore, Alison SA 12:32; 24. Weinreich, Daniella TAS 12:37; 25. Moles, Aleesha TAS 12:46; 26. Nielsen, Paris VIC 12:51; 27. Ketteridge, Ellen SA 13:17; 28. Gorman, Emma NSW AC 13:38.

Teams 1. 11 points NSW (L. Gilmour, K. Conder, J. Conder, H. Gregson); 2. 38 points SA (M. Brooks, F. Hooper, B. Connolly, K. Nixon-Simpson); 3. 41 points VIC (R. Green, S. Grahame, S. Boorn-Wells, J. Holdsworth); 4. 66 points TAS (E. Clarke, I. Thompson, D. Weinreich, A. Moles).

**Boys Under 20 8km** 1. Peters, Johnathon QLD 27:20; 2. Brown, Nathan NSW 28:14; 3. Orklin, Marc NSW 28:30; 4. Cooper, Clive NZL 28:33; 5. Vincent, Adrian VIC 29:09; 6. Shepherd, Mark ACT 29:26; 7. Miller, Nick VIC 29:34; 8. Fink, Jeremy VIC 29:53; 9. Kiddle, Christopher VIC 31:00; 10. Medlin, Toby SA 31:13; 11. Canny, Michael VIC 31:29; 12. Scarr, James TAS 32:26; 13. Calkin, Todd NZL 33:05.

Teams 1. 10 points VIC (A. Vincent, N. Miller, J. Fink, C. Kiddle).

**Boys Under 18 6km** 1. Adams, Liam VIC 18:54; 2. Russ, Jayden QLD 19:20; 3. Toomey, Ben VIC 19:32; 4. Morris-Clark, Flynn NZL 19:34; 5. Holland, Zane VIC 19:38; 6. Mahon, Tyson VIC 19:41; 7. Prigg, Travis NSW 19:45; 8. Ward, Terry QLD 19:48; 9. Woolley, Matthew TAS 19:49; 10. Gadja, Peter QLD 19:57; 11. Walker, Nicholas NSW 20:05; 12. Poppet, Jared NSW 20:11; 13. Arkininstall, Stephen QLD 20:15; 14. Woodman, Brendan VIC 20:26; 15. Simpson, Troy NSW 20:37; 16. Nunan, Chris QLD 20:38; 17. Williams, Robbie NSW 20:41; 18. Killmier, Robert SA 20:48; 19. Tucker, Andrew VIC 20:49; 20. Mathieson, Robert ACT 20:53; 21. Brown, Stephen NSW 20:53; 22. Hill, Dylan TAS 20:59; 23. Barralett, Andrew QLD 21:08; 24. Spink, James NSW AC 21:10; 25. Redshaw, Alex QLD 21:14; 26. Hosking, Michael ACT 21:19; 27. Rodway, Tristan NZL 21:20; 28. Coleman, Jonathan TAS 21:43; 29. Donnellan, Matthew TAS 21:47; 30. Cooper, Alex TAS 21:59; 31. Koopmans, John QLD 22:18; 32. Holland, David SA 22:22; 33. Archer, Shaun ACT 22:37; 34. Cook, Daniel ACT 22:40; 35. Mountain, Kevin NSW 22:42; 36. Connolly, Patrick SA 23:01; 37. French, Alex TAS 23:22; 38. Williams, Owen SA 24:32.

Teams 1. 13 points VIC (L. Adams, B. Toomey, Z. Holland, T. Mahon); 2. 30 points QLD (J. Russ, T. Ward, P. Gadja, S. Arkininstall); 3. 41 points NSW (T. Prigg, N. Walker, J. Poppet, T. Simpson); 4. 78 points TAS (M. Woolley, D. Hill, J. Coleman, M. Donnellan); 5. 99 points ACT (R. Mathieson, M. Hosking, S. Archer, D. Cook); 6. 106 points SA (R. Killmier, D. Holland, P. Connolly, O. Williams).

**Boys Under 16 4km** 1. Matthews, James NSW 13:31; 2. Strickland, David QLD 13:39; 3. Graham, Adam QLD 13:44; 4. Butt, Hayden TAS 13:51; 5. Byrnes, Duane NSW 13:55; 6. Graham, Stuart NSW 14:04; 7. Guest, Ben NSW AC 14:04; 8. Wilson, Jye QLD 14:05; 9. George, Tim QLD 14:09; 10. Darby, Jackson QLD 14:34; 11. Arunasalam, Navin VIC 14:36; 12. Kelly, Stephen VIC 14:37; 13. Boosey, Tom QLD 14:38; 14. Morland, Daniel VIC 14:39; 15. Rando, Matthew NSW 14:42; 16. McDonald, Nicholas NSW 15:02; 17. Francis, Damen TAS 15:03; 18. Morey, Sam TAS 15:09; 19. McKnight, Travis TAS 15:16; 20. Delaney, Shannon NSW 15:21; 21. Shore, Terry TAS 15:24; 22. Fenton, Dane TAS 15:29; 23. Ayliffe, Tom TAS 15:31; 24. Gibson, Thomas NSW 15:35; 25. Urry, Keegan QLD 15:39; 26. Lindsay-Johns, Rohan VIC 15:51; 27. Bailey, Nicky TAS 15:51; 28. Kinnear, Ned SA 16:04; 29. Bracks, Nick VIC 16:12; 30. Keenan, Michael VIC 16:30; 31. Stevenson, Matthew NSW AC 16:42; 32. Pitkethly, Alexander NSW AC 17:14; 33. Browne, Tom NSW AC 17:22.

Teams 1. 20 points QLD (D. Strickland, A. Graham, J. Wilson, T. George); 2. 26 points NSW (J. Matthews, D. Byrnes, S. Graham, M. Rando); 3. 55 points TAS (H. Butt, D. Francis, S. Morey, T. McKnight); 4. 56 points VIC (N. Arunasalam, S. Kelly, D. Morland, R. Lindsay-Johns).

## Australian Championships 2002 Road, Walks, Cross Country (continued...)

**Boys Under 14 3km** 1. Bayley, Matthew VIC 9:43; 2. McDonald, Christopher NSW 10:01; 3. Baldacchino, Patrick NSW 10:05; 4. Hewitt, Ashley QLD 10:09; 5. Wille, Kane VIC 10:09; 6. Maurer, Samuel NSW 10:10; 7. Royle, Aaron NSW 10:10; 8. Mathews, Ryan VIC 10:17; 9. Pollard, Andrew NSW 10:24; 10. Ray, Matthew NSW 10:26; 11. Fitzgerald, Keegan VIC 10:27; 12. Fisk, Bradley SA 10:32; 13. Hess, Alfred ACT 10:33; 14. Hill, Robert QLD 10:37; 15. Harrison, Jason NSW AC 10:38; 16. Pincham, Ashley NSW AC 10:40; 17. Stevenson, Connor NSW AC 10:41; 18. Gorman, Hamish NSW AC 10:42; 19. Mitchell, Tim VIC 10:51; 20. Hazan, Michael NSW AC 10:53; 21. Stapleton, Christopher SA 10:56; 22. Meyer, Ryan TAS 11:01; 23. Beard, Tom TAS 11:03; 24. Phillips, Oscar TAS 11:05; 25. Wolszczak, Grzegorz SA 11:11; 26. Mullins, Matthew VIC 11:13; 27. Radzki, Shannon NSW AC 11:25; 28. Gaskell, Geoffrey TAS 11:27; 29. Ogniyenovski, Anthony NSW AC 11:30; 30. Kleywegt, Peter TAS 11:39; 31. McKendrick, Andrew TAS 11:41; 32. Radzki, Matthew NSW AC 11:42; 33. Donnellan, Andrew TAS 11:58; 34. Lee, Triston SA 12:33; 35. Delaney, Thomas NSW AC 12:59; 36. Knight, Richie NSW AC 16:49.

Teams 1. 16 points NSW (C. McDonald, P. Baldacchino, S. Maurer, A. Royle); 2. 22 points VIC (M. Bayley, K. Wille, R. Mathews, K. Fitzgerald); 3. 63 points SA (B. Fisk, C. Stapleton, G. Wolszczak, T. Lee); 4. 64 points TAS (R. Meyer, T. Beard, O. Phillips, G. Gaskell).

### TELSTRA SELECTION TRIALS for WORLD CROSS COUNTRY CHAMPIONSHIPS Bundoora, Victoria - 24th January 2002

**Women 6km** 1, 401 Clarke, Georgie, Vic, 19:39.88. 2, 483 Harvey, Natalie, Vic, 19:42.04. 3, 369 Jamieson, Sara, Vic, 19:42.56. 4, 404 Thompson, Anna, Vic, 19:52.07. 5, 378 Rollison, Melissa, Nsw, 20:20.81. 6, 394 Michelsson, Susan, Vic, 20:23.14. 7, 482 Gallagher, Jackie, Qld, 20:34.98. 8, 372 McGregor, Haley, Vic, 20:38.34. 9, 406 Stanton, Krishna, Qld, 20:41.34. 10, 362 Anderson, Aleisha, WA, 20:43.53. 11, 374 Mitchell, Victoria, Vic, 20:45.65. 12, 377 Risk, Kylie, Tas, 20:46.03. 13, 385 Wall, Joanna, Vic, 20:47.67. 14, 491 Rhodes, Sherryn, Vic, 21:26.37. 15, 392 de Castella, Isabella, Vic, 21:29.24. 16, 373 McKechnie, Clare, Vic, 21:35.78. 17, 397 Rogers, Leah, Vic, 21:45.29. 18, 366 Gibbs, Serena, Vic, 21:49.28. 19, 416 Voogt, Ardine, Qld, 21:51.54. 20, 384 Turner, Lee-Ann, WA, 22:07.81. 21, 381 Shelley, Lauren, WA, 22:11.94. 22, 485 Burgmann, Janelle, Nsw, 22:14.81. 23, 412 Clark, Susan, Vic, 22:17.09. 24, 380 Seibold, Kate, Vic, 22:24.57. 25, 407 Lord, Anne, Vic, 22:43.78. 26, 391 Crowe, Lauren, Vic, 22:58.20. 27, 382 Smith, Emily, Vic, 23:08.03. 28, 367 Hogan, Belinda, Vic, 24:07.74. 29, 403 Biffin, Lisa, Vic, 24:19.76. 30, 413 Dick, Kylie, Vic, 25:49.90.

**Men 8km** 1, 386 Bezaeth, Sisay, Act, 23:15.54. 2, 396 Thompson, Mark, Act, 23:18.54. 3, 388 Cavuoto, Dean, Act, 23:23.45. 4, 387 Cartwright, Brett, Act, 23:23.80. 5, 365 Fenn, Paul, Vic, 23:39.48. 6, 402 Gillard, Kim, Vic, 23:46.57. 7, 376 Power, Michael, Vic, 23:48.52. 8, 488 Dent, Martin, Act, 23:55.08. 9, 484 Dwyer, Julian, Vic, 23:58.93. 10, 68 Harrison, Nick, Vic, 24:04.73. 11, 398 De Highdon, Roderic, Vic, 24:06.48. 12, 492 Quin, Daniel, Vic, 24:07.70. 13, 414 Taylor, Ryan, Vic, 24:08.55. 14, 411 Field, Simon, Vic, 24:11.98. 15, 363 Bourke, Jay, Vic, 24:24.62. 16, 393 Ellis, Robert, Qld, 24:28.68. 17, 383 Troop, Lee, Vic, 24:33.96. 18, 408 Westcott, Scott, Act, 24:40.12. 19, 35 Dessaix-Chin, Russell, Nsw, 24:40.86. 20, 481 Sly, Phill, Vic, 24:43.76. 21, 10 Schmidlechner, Grant, Vic, 24:47.73. 22, 494 Jeremiah, Richard, Vic, 24:52.30. 23, 364 Chettle, Michael, Tas, 25:01.86. 24, 101 Wallace, Trent, Vic, 25:09.90. 25, 375 Perrett, Clinton, Vic, 25:15.23. 26, 405 Hanna, Norman, Qld, 25:26.25. 27, 486 Hussen, Jemal, Vic, 25:28.78. 28, 489 Failla, Allan, Vic, 25:33.44. 29, 415 Appleby, Craig, Vic, 25:33.61. 30, 418 Shelley, Michael, Qld, 25:36.41. 31, 417 Surman, Chris, Qld, 25:53.77. 32, 487 Copady, Tyler, Vic, 25:55.01. 33, 400 Walsh, Eric, Qld, 26:14.98. 34, 399 Nunan, Daniel, Qld, 26:16.93. 35, 71 Rundell, Carl, Usa, 26:30.70. 36, 106 Boxer, Mark, Vic, 26:37.37. 37, 117 Woodman, Brendan, Act, 26:50.06. 38, 410 Birmingham, Collis, Vic, 26:53.54. 39, 379 Rothwell, Liam, Vic, 27:21.89. 40, 395 Peterson, Cameron, Nsw, 27:47.84. 41, 409 Labinsky, Neil, Qld, 28:33.98. 42, 390 Craigie, Alan, Vic, 28:44.94. 43, 495 Kolbe, Evan, WA, 28:47.74.

## IGA Australian All Schools Athletics Championships

### Domain Athletic Centre, Hobart, Tasmania - 5th-8th December 2002

#### Women Under 20

**100 metres U20:** (w: 0.5) 1. Morgan Whiley, TAS The Don Coll, 12.24; 2. Rachel Cornes, QLD Moreton Bay Coll, 12.66; 3. Abbey Dunn, SA Hallet Cove HS, 12.77; 4. Ebony Place\*, VIC Cobden SC, 13.23; 5. Laura Errey\*, VIC Cobden SC, 13.63; 6. Lisa Gardner\*, VIC Cobden SC, 13.76.

**200 metres U20:** (w: -3.6) 1. Morgan Whiley, TAS The Don Coll, 25.54; 2. Abbey Dunn, SA Hallet Cove HS, 26.32; 3. Rachel Cornes, QLD Moreton Bay Coll, 26.85.

**400 metres U20:** 1. Morgan Whiley, TAS The Don Coll, 55.85; 2. Abbey Dunn, SA Hallet Cove HS, 56.89; 3. Annie Cahill, NSW Loreto Kirribilli, 59.24; 4. Caitlin Ford, VIC Berwick SC, 59.55; 5. Katrina Rae, QLD Sunshine Coast Gram., 59.59; 6. Megan Hedges, SA Trinity Coll, 59.79; 7. Kirsty Champion\*, NSW Baulkham Hills HS, 59.87; 8. Lauren Brownlow, NSW The Jannali HS, 1:00.11.

**800 metres U20:** 1. Abbey Dunn, SA Hallet Cove HS, 2:15.48; 2. Suzie Rhydderch, NSW St Ives HS, 2:15.55; 3. Tiah Simmons, TAS Launceston Coll, 2:16.36; 4. Emily Rooke, VIC Hamilton & Alex. SC, 2:16.84; 5. Celia Cosgriff, VIC Sacred Heart N'town, 2:20.56; 6. Melanie Budreika, SA Pedare Christ. Coll, 2:23.94; 7. Jodie Olivier\*, NSW Baulkham Hills HS, 2:43.28.

**1500 metres U20:** 1. Suzie Rhydderch, NSW St Ives HS, 4:44.77; 2. Emily Rooke, VIC Hamilton & Alex. SC, 4:50.45; 3. Tiah Simmons, TAS Launceston Coll, 4:51.58; 4. Amber Louise Peckston, QLD Mountain Crk SHS, 4:54.12; 5. Carrie Bailey, QLD Somerset Coll, 4:57.30; 6. Kirby Jefferies, VIC Girton Gram, 4:57.47; 7. Shannon Hill, NSW Westfields Sp. HS, 4:59.43.

**3000 metres U20:** 1. Shannon Hill, NSW Westfields Sp. HS, 10:35.04; 2. Rebecca Koziem, SA Trinity Coll, 10:42.57; 3. Jessie Hall, QLD Fairholme Coll, 10:44.53; 4. Carrie Bailey, QLD Somerset Coll, 11:13.60.

**5000 metres Walk U20:** 1. Laura Johnson, NSW St Pauls Cranebrook, 23:16.18; 2. Lisa Grant, NSW Girraween HS, 23:57.56; 3. Tanya Holliday, SA Brighton HS, 24:25.35; 4. Lauren Burns-Rees, NSW Oxley HS, 25:30.29; 5. Fiona Alldis, NSW Abbotsleigh, 25:47.48; 6. Brianna Heazlewood, NSW Loreto Kirribilli, 26:18.56; 7. Chantelle Petith, QLD Chisholm Coll, 26:33.87; 8. Yvette Becker, SA Parafield Gardens HS, 27:00.03; 9. Vanessa Ebejer, NSW Catherine McAuley, 27:08.52; 10. Lisa Roberts, SA Gleeson Coll, 27:20.25; 11. Teegan MAC Neeney, WA Ocean Reef SHS, 27:25.23; 12. Christina Alldis, NSW Abbotsleigh, 27:36.29; 13. Jillian Rutter, NSW Hornsby HS, 27:48.33; 14. Lynette Bannister, TAS Ogilvie, 28:24.65; 15. Jessica Heazlewood, NSW Loreto Kirribilli, 28:49.81; 16. Katie Dodds, NSW Bev. Hills HS, 29:35.13; Beki Lee, NSW Rooty Hill HS, DQ; Susan Knapton, NSW Erskine Park HS, DQ.

**100 metres Hurdles U20:** (w: -1.3) 1. Susannah Hahn, NSW Alstonville HS, 14.61; 2. Bianca Debartolo, NSW Randwick HS, 14.79; 3. Lisa Spencer, NSW Gosford HS, 14.85; 4. Rasvinder Gill, NSW OLSH Kensington, 14.93; 5. Kylie Montgomery, SA Heights HS, 16.25; 6. Belinda Brown, QLD St Stephens Coll, 16.65; 7. Michelle Fistic, VIC Our Lady of Mercy, 17.20.

**400 metres Hurdles U20:** 1. Annie Cahill, NSW Loreto Kirribilli, 1:03.61; 2. Lauren Brownlow, NSW The Jannali HS, 1:05.04; 3. Caitlin Ford, VIC Berwick SC, 1:05.50; 4. Celia Cosgriff, VIC Sacred Heart N'town, 1:05.90; 5. Michelle Fistic, VIC Our Lady of Mercy, 1:05.96; 6. Kylie Williams, QLD Clairvaux McKillop, 1:13.39.

**2000 metres Steeplechase U20:** 1. Georgia Kaidonis, SA Glenunga HS, 7:00.20; 2. Tiah Simmons, TAS Launceston Coll, 7:08.88; 3. Nikki Donnelly, SA Naracoorte HS, 7:09.30; 4. Jessica Ireland, SA St Marys Coll, 7:27.14; 5. Shannon Hill, NSW Westfields Sp. HS, 7:42.37; 6. Celia Cosgriff, VIC Sacred Heart N'town, 7:43.49; 7. Carrie Bailey, QLD Somerset Coll, 7:44.11; 8. Dannii Smith, TAS Sacred Heart Coll, 7:46.71; 9. Kylie Stockwell, QLD St. Michaels Coll, 8:08.41; 10. Marisa Ryan, NSW Riverside HS, 8:12.95; 11. Rebecca Lofts, QLD Alex. Hills SHS, 8:30.81; 12. Anita Roedigger\*, NSW Baulkham Hills HS, 8:44.83.

**4x100 metres Relay U20:** 1. New South Wales (Lisa Wright\*, Rasvinder Gill, Jennifer Coogan, Susannah Hahn), 48.25; 2. Queensland (Grace Scantlebury, Hope Emmerson, Rachael Cullen, Rachel Cornes), 49.23; 3. South Australia (Jess Kemp, Abbey Dunn, Katherine Anderson, Megan Hedges), 49.72; 4. Victoria (Luana Groves, Flynn Gleeson, Caitlin Ford, Michelle Fistic), 50.58; Tasmania (Laura Causon\*, Melanie Street, Chloe Wilson, Morgan Whiley), DNF.

**4x100 metres Relay Schools U20:** 1. NSW Warners Bay HS (Jemma Clifford\*, Lisa Wright\*, Lyndal Stoddart\*, Kate O'Donnell\*), 49.32; 2. SA Trinity Coll (Sarah Harrison, Chelsea Jaensch, Katherine Anderson, Megan Hedges), 50.62; 3. TAS Fahan Sch (Sarah Graeme-Evans\*, Laura Causon\*, Rebecca Chilton\*, Tessa Ashworth\*), 51.01; 4. VIC Cobden SC (Lisa Gardner\*, Ebony Place\*, Elicia Anderson, Laura Errey\*), 51.55; 5. NSW Westfields Sp. HS (Shivanti Siva\*, Corinne Archer, Melinda Vidigal, Tara Swinfield\*), 51.69; 6. WA Penrith Coll (Samantha Milford\*, Zoe Arnold\*, Lydia Hirst\*, Sally Jeffrey\*), 52.41; 7. VIC Frankston SC (Lisa Willis, Elise Kingston, Sarah Klein, Jaime Wallace), 53.43; NSW Marian Coll (Jody Wynn, Michelle Riley, Renae Wynn, Kelly Macintosh), DQ.

**4x400 metres Relay U20:** 1. New South Wales (Corinne Archer, Renee Vandenberg, Annie Cahill, Kara Bull), 3:54.21; 2. Tasmania (Dannii Smith, Tiah Simmons, Julia Pook, Morgan Whiley), 3:56.58; 3. Queensland (Karla Leyden, Caitlin Chesire, Katrina Rae, Rachel Pederson), 3:58.39; 4. South Australia (Abbey Dunn, Rebecca Koziem, Melanie Budreika, Megan Hedges), 4:02.62; 5. Victoria (Celia Cosgriff, Michelle Fistic, Emily Rooke, Caitlin Ford), 4:07.06.

## IGA Australian All Schools Athletics Championships *(continued...)* Domain Athletic Centre, Hobart, Tasmania - 5th-8th December 2002

**High Jump U20:** 1. Tessa Densley, VIC Padua Coll, 1.80m; 2. Matilda Gunn, QLD Bris. Gram, 1.74m; 3. Ellen Pettitt, WA St Stephens, 1.70m; 4. Jane Brotherton, NSW St Ursulas Kingsgrove, 1.70m; 5. Sian McDonald, ACT Canberra Gram, 1.70m; 6. Hannah Alderton, VIC Cath. Coll Bendigo, 1.60m; 7. Christina Heydon, NSW Abbotsleigh, 1.55m.

**Pole Vault U20:** 1. Jacinta Lynn, VIC Montmorency SC, 3.50m; 2. Jamie Scoop, SA St Johns Gram, 3.45m; 3. Anthea Kotyla, SA Sacred Heart Coll, 3.15m; 4. Sallie Burton, VIC Galvin Park SC, 3.15m; 5. Danielle Dwyer, TAS St Patricks Coll, 3.00m; 6. Krista Meares, QLD Stuartholme Coll, 3.00m; Sarah Riseley, VIC Flinders Coll, NH.

**Long Jump U20:** 1. Jacinta Boyd, QLD Immanuel Luth. Coll, 6.01m, w:-0.5; 2. Alexis Turner, QLD Sunnybank SHS, 5.60m, w:0.4; 3. Susannah Hahn, NSW Alstonville HS, 5.58m, w:1.4; 4. Tarja Clarke, QLD St Ritas Coll, 5.49m, w:3.2; 5. Crystelle Coulon, NSW Monte St Angelo, 5.43m, w:2.7; 6. Tessa Densley, VIC Padua Coll, 5.25m, w:1.6.

**Triple Jump U20:** 1. Alexis Turner, QLD Sunnybank SHS, 12.41m, w:2.3; 2. Katelyn Grehan, NSW St Leos Cath. Coll, 12.17m, w:0.7; 3. Kate O'Donnell\*, NSW Warners Bay HS, 11.37m, w:0.9.

**Shot Put U20:** 1. Leana Bishop, QLD Smithfield SHS, 12.97m; 2. Sharyn Dickson, NSW Westfields Sp. HS, 12.52m; 3. Natalie Stuart, QLD Mackay Nth SHS, 11.50m; 4. Samantha Collier, QLD Dakabin SHS, 10.77m; 5. Nicole Seage, QLD Emmanuel Coll, 10.58m; 6. Renee Ward, QLD Kooralbyn Int., 10.53m.

**Discus Throw U20:** 1. Leana Bishop, QLD Smithfield SHS, 46.00m; 2. Sharyn Dickson, NSW Westfields Sp. HS, 43.91m; 3. Samantha Collier, QLD Dakabin SHS, 43.65m; 4. Alicia Marshall, SA Salisbury HS, 43.05m; 5. Calista Lyon, VIC Tallangatta SC, 42.37m; 6. Tina Heilman, SA Thomas More Coll, 39.35m; 7. Nicole Seage, QLD Emmanuel Coll, 37.36m; 8. Renee Ward, QLD Kooralbyn Int., 37.31m; 9. Erin Petrovic, NSW Winmalee HS, 36.89m; 10. Nicola Jones, NSW Brigidine Coll St Ive, 34.41m; Amy Lamond, QLD Trinity Coll, FOUL.

**Hammer Throw U20:** 1. Erin Petrovic, NSW Winmalee HS, 45.05m; 2. Michelle Schlechter, QLD Helensvale SHS, 42.02m; 3. Megan Kendall, NSW Trinity Sen Wagga, 41.38m; 4. Amy Lamond, QLD Trinity Coll, 39.98m; 5. Sarah Mtandwa, VIC Montmorency SC, 39.85m; 6. Sharyn Dickson, NSW Westfields Sp. HS, 39.43m; 7. Cara Mackey, VIC Langwarrin SC, 38.01m; 8. Rachel Cremer, SA Salisbury East HS, 37.14m; 9. Nicole Burow, QLD Rochdale SHS, 37.12m; 10. Nicole Pfeffer, QLD Milmerran SHS, 35.98m; 11. Belinda Van Tienen, TAS St Patricks Coll, 35.84m; 12. Nicole Seage, QLD Emmanuel Coll, 34.98m; 13. Kaylah Nielsen, QLD Helensvale SHS, 34.89m.

**Javelin Throw U20:** 1. Alicia Marshall, SA Salisbury HS, 44.03m; 2. Erin Petrovic, NSW Winmalee HS, 42.80m; 3. Katherine Worotnicki, VIC Star of the Sea, 40.62m; 4. Sally Geissler, QLD Blackwater SHS, 39.81m; 5. Sharyn Dickson, NSW Westfields Sp. HS, 37.84m; 6. Renee Cartwright, NSW Crockwell HS, 37.16m; 7. Amy Springate, QLD Scott Coll, 36.86m; 8. Samantha Bishop, QLD Redeemer Coll, 36.61m; 9. Kirsty Zaharopoulos, WA Woodvale SHS, 36.37m; 10. Sarah Ward, QLD Brisbane SHS, 35.90m; 11. Calista Lyon, VIC Tallangatta SC, 34.45m; 12. Charleen Heka, QLD Fairholme Coll, 34.12m; 13. Tina Heilman, SA Thomas More Coll, 32.91m.

**Heptathlon U20:** 1. Bianca Debartolo, NSW Randwick HS, 4861; 2. Jane Brotherton, NSW St Ursulas Kingsgrove, 4782; 3. Alexis Turner, QLD Sunnybank SHS, 4618; 4. Amy Sadler, NSW Richmond HS, 4539; 5. Tessa Densley, VIC Padua Coll, 4493; 6. Jennifer Coogan, NSW Winmalee HS, 4426; 7. Kylie Montgomery, SA Heights HS, 4095; 8. Leanne Spokes, VIC Sacred Heart N'town, 4052; 9. Katie Hinning, QLD St Columbans HS, 3932; 10. Melanie Street, TAS Guilford Young Coll, 3921; 11. Jaime Wallace, VIC Frankston SC, 3885; 12. Michelle Korol, WA St Brigids Coll, 3744; 13. Jenny Fitzpatrick, QLD Brisbane SHS, 3373.

### Women Under 18

**100 metres U18: Heat 1:** (w: -0.6) 1. Jacinta Boyd, QLD Immanuel Luth. Coll, 12.34Q; 1. Michelle Cutmore, QLD St John Fisher HS, 12.34Q; 3. Lisa Wright\*, NSW Warners Bay HS, 12.52; 4. Lucy Kenny, VIC Loreto Mand. Hall, 12.92; 5. Jade Sutcliffe, ACT The Canberra Coll, 12.93; 6. Belinda Bozin, VIC Caulfield Gram, 13.07; 7. Laura Causon\*, TAS Fahan Sch, 13.14; 8. Alicia Burke\*, QLD St Marg. Ang, 13.25; 9. Sally Jeffrey\*, WA Penrhos Coll, 13.69; **Heat 2:** (w: 0.9) 1. Kylie Bent, WA Mt Lawley SHS, 12.20Q; 2. Bianca Williams, NSW Mt View HS, 12.44Q; 3. Rebecca Negas, QLD St Peters Coll, 12.50Q; 3. Danielle Fisher, NSW Brigidine Coll St Ive, 12.50Q; 5. Katie Chivers, VIC Sacre Couer Coll, 12.55; 6. Emma Cazaly, TAS Collegiate, 12.78; 7. Margaret Naylor, SA Annesley HS, 12.79; 8. Jemma Clifford\*, NSW Warners Bay HS, 12.92; **Heat 3:** (w: 2.4) 1. Sally McLellan, QLD Helensvale SHS, 11.99Q; 2. Edwina Clark, NSW Presb. Ladies Coll, 12.39Q; 3. Rachael Carr, WA Churchlands SHS, 12.82; 4. Eliza Oates, VIC Colac Coll, 12.87; 5. Samantha Milford\*, WA Penrhos Coll, 12.93; 6. Lyndal Stoddart\*, NSW Warners Bay HS, 13.08; 7. Stasia Tan\*, NSW Baulkham Hills HS, 13.70. **Final:** (w: 0.5) 1. Sally McLellan, QLD Helensvale SHS, 11.95; 2. Kylie Bent, WA Mt Lawley SHS, 12.03; 3. Jacinta Boyd, QLD Immanuel Luth. Coll, 12.14; 4. Michelle Cutmore, QLD St John Fisher HS, 12.15; 5. Bianca Williams, NSW Mt View HS, 12.46; 6. Rebecca Negas, QLD St Peters Coll, 12.48; 7. Edwina Clark, NSW Presb. Ladies Coll, 12.49; 8. Danielle Fisher, NSW Brigidine Coll St Ive, 12.49.

**200 metres U18: Heat 1:** (w: 2.0) 1. Kylie Bent, WA Mt Lawley SHS, 24.59Q; 2. Michelle Cutmore, QLD St John Fisher HS, 24.94Q; 3. Keatyn Windley, NSW Tuggerah Lakes HS, 25.25Q; 4. Edwina Clark, NSW Presb. Ladies Coll, 25.41q; 5. Rachael Carr, WA Churchlands SHS, 26.10; 6. Emma Cazaly, TAS Collegiate, 26.35; 7. Caitlin Taylor\*, QLD St Marg. Ang., 26.48; 8. Sue-Lynne Chok\*, NSW Baulkham Hills HS, 28.74; **Heat 2:** (w: 0.4) 1. Pip Kehoe, QLD Fairholme Coll, 25.38Q; 2. Bianca Williams, NSW Mt View HS, 25.69Q; 3. Rebecca Negas, QLD St Peters Coll, 25.76Q; 4. Lucy Kenny, VIC Loreto Mand. Hall, 26.00q; 5. Corinne Archer, NSW Westfields Sp. HS, 26.36; 6. Jade Sutcliffe, ACT The Canberra Coll, 26.43; 7. Laura Causon\*, TAS Fahan Sch, 26.90; 8. Belinda Bozin, VIC Caulfield Gram, 27.12. **Final:** (w: -1.0) 1. Kylie Bent, WA Mt Lawley SHS, 24.60; 2. Michelle Cutmore, QLD St John Fisher HS, 25.02; 3. Pip Kehoe, QLD Fairholme Coll, 25.12; 4. Rebecca Negas, QLD St Peters Coll, 25.32; 5. Keatyn Windley, NSW Tuggerah Lakes HS, 25.43; 6. Bianca Williams, NSW Mt View HS, 25.46; 7. Edwina Clark, NSW Presb. Ladies Coll, 25.63; 8. Lucy Kenny, VIC Loreto Mand. Hall, 26.13.

**400 metres U18: Heat 1:** 1. Tara Millgate, NSW OLMC Parra., 56.43Q; 2. Eliza Oates, VIC Colac Coll, 57.10Q; 3. Corinne Archer, NSW Westfields Sp. HS, 57.65q; 4. Esther Harris, TAS Marist Reg. Coll, 58.05q; 5. Nicole Burry, QLD Pimlico SHS, 58.17; 6. Laura Causon\*, TAS Fahan Sch, 1:00.49; **Heat 2:** 1. Pip Kehoe, QLD Fairholme Coll, 57.36Q; 2. Emma Lincoln-Smith, NSW Mackellar HS, 58.24Q; 3. Melinda Vidigal, NSW Westfields Sp. HS, 59.59; 4. Elise Kingston, VIC Frankston SC, 1:05.51; 5. Ailsa Seaton\*, NSW Baulkham Hills HS, 1:05.88; Jess Kemp, SA Eynesbury HS, DQ; **Heat 3:** 1. Keatyn Windley, NSW Tuggerah Lakes HS, 57.90Q; 2. Lara Nicod, NSW Brigidine Coll Rand., 58.51Q; 3. Rachael Carr, WA Churchlands SHS, 59.30; 4. Holly Smith, ACT Daramalan Coll, 59.84; 5. Leanne Hodge\*, SA Woodville HS, 1:00.50. **Final:** 1. Keatyn Windley, NSW Tuggerah Lakes HS, 55.44; 2. Pip Kehoe, QLD Fairholme Coll, 55.70; 3. Tara Millgate, NSW OLMC Parra., 56.81; 4. Emma Lincoln-Smith, NSW Mackellar HS, 57.68; 5. Lara Nicod, NSW Brigidine Coll Rand., 58.19; 6. Corinne Archer, NSW Westfields Sp. HS, 58.44; 7. Eliza Oates, VIC Colac Coll, 59.03; 8. Esther Harris, TAS Marist Reg. Coll, 59.10.

**800 metres U18: Heat 1:** 1. Stephanie Speziali, QLD Dalby SHS, 2:16.93Q; 2. Katie French, NSW Catherine McAuley, 2:17.11Q; 3. Nikki Donnelly, SA Naracoorte HS, 2:17.51q; 4. Riana Dinsmore, QLD Ryan Cath. Coll, 2:18.77; 5. Corinne Myles, QLD Brisbane SHS, 2:18.96; 6. Alyce Gillham, QLD St Ritass Coll, 2:20.05; 7. Lucy Polkinghorne, NSW Wrenona, 2:21.56; 8. Nikita Daley, QLD Palm Bch Currim SHS, 2:23.88; 9. Nicole Burry, QLD Pimlico SHS, 2:24.67; 10. Esther Harris, TAS Marist Reg. Coll, 2:30.31; 11. Danielle Green\*, SA Trinity Coll, 2:33.71; **Heat 2:** 1. Anna McMurtrie, QLD Rockhampton SHS, 2:16.67Q; 2. Renee Vandenberg, NSW MLC Burwood, 2:16.71Q; 3. Kirsten Kelly, NSW Leumeah Tech. HS, 2:17.28q; 4. Alice Taylor McDonald, QLD Fairholme Coll, 2:17.84q; 5. Sophie Curtis, QLD St Peters Coll, 2:19.49; 6. Kim Parsons, NSW Mackellar HS, 2:19.87; 7. Amber Louise Peckston, QLD Mountain Crk SHS, 2:22.39; 8. Sally Anne Johnson, QLD Warwick SHS, 2:23.73; 9. Chloe Wilson, TAS Oatlands DHS, 2:27.61; 10. Penny Bell\*, QLD St Marg. Ang., 2:30.34; **Heat 3:** 1. Kate Gozzard, NSW Penrith HS, 2:16.37Q; 2. Lara Nicod, NSW Brigidine Coll Rand., 2:17.60Q; 3. Saara Kampmann, QLD Palm Bch Currim SHS, 2:18.56; 4. Lauren Miller\*, WA Penriths Coll, 2:19.85; 5. Megan Kehoe, ACT The Canberra Coll, 2:19.93; 6. Holly Smith, ACT Daramalan Coll, 2:21.25; 7. Amy Zagato, VIC Siena Coll, 2:22.38; 8. Alice Schofield, VIC Wesley Coll, 2:23.07; 9. Gemma Maini, VIC The Peninsula Sch, 2:27.69; 10. Kristy Radridge, NSW Westfields Sp. HS, 2:38.87. **Final:** 1. Kate Gozzard, NSW Penrith HS, 2:11.05; 2. Lara Nicod, NSW Brigidine Coll Rand., 2:12.61; 3. Renee Vandenberg, NSW MLC Burwood, 2:14.72; 4. Stephanie Speziali, QLD Dalby SHS, 2:15.44; 5. Anna McMurtrie, QLD Rockhampton SHS, 2:15.66; 6. Katie French, NSW Catherine McAuley, 2:16.30; 7. Kirsten Kelly, NSW Leumeah Tech. HS, 2:17.20; 8. Nikki Donnelly, SA Naracoorte HS, 2:18.70; 9. Alice Taylor McDonald, QLD Fairholme Coll, 2:19.18.

**1500 metres U18:** 1. Felicity Abram, QLD Bris. Gram, 4:39.85; 2. Sophie Bromfield, NSW Penrith HS, 4:40.25; 3. Clare McKechnie, VIC Girton Gram, 4:45.15; 4. Sophie Curtis, QLD St Peters Coll, 4:45.18; 5. Saara Kampmann, QLD Palm Bch Currim SHS, 4:46.19; 6. Katie French, NSW Catherine McAuley, 4:47.71; 7. Kiah Fry, VIC Padua Coll, 4:49.45; 8. Anna McMurtrie, QLD Rockhampton SHS, 4:49.93; 9. Camilla Whishaw, TAS Scotch Oakburn Coll, 4:50.02; 10. Jessica Boyd, NSW Sydney HS, 4:50.86; 11. Ashleigh Wall\*, VIC Sacred Heart N'town, 4:52.55; 12. Nikki Donnelly, SA Naracoorte HS, 4:53.65; 13. Sally Anne Johnson, QLD Warwick SHS, 4:56.31; 14. Megan Kehoe, ACT The Canberra Coll, 4:58.31; 15. Alice Schofield, VIC Wesley Coll, 5:00.78; 16. Alyce Gillham, QLD St Ritass Coll, 5:02.82; 17. Amber Louise Peckston, QLD Mountain Crk SHS, 5:05.22; 18. Nikita Daley, QLD Palm Bch Currim SHS, 5:14.11.

**3000 metres U18:** 1. Felicity Abram, QLD Bris. Gram, 9:41.25; 2. Clare McKechnie, VIC Girton Gram, 9:53.73; 3. Camilla Whishaw, TAS Scotch Oakburn Coll, 10:00.91; 4. Kiah Fry, VIC Padua Coll, 10:04.72; 5. Sophie Bromfield, NSW Penrith HS, 10:08.78; 6. Kathryn Archbold, NSW William Clarke Coll, 10:12.35; 7. Jessica Boyd, NSW Sydney HS, 10:25.56; 8. Megan Kehoe, ACT The Canberra Coll, 10:44.68; 9. Courtney Jarrett, QLD Lourdes Hill SHS, 11:14.72.

**3000 metres Walk U18:** 1. Lisa Grant, NSW Gurraveen HS, 13:47.85; 2. Bridgitte Burns, VIC Sacred Heart N'town, 14:06.94; 3. Susan Nkpton, NSW Erskine Park HS, 14:12.71; 4. Jessica Heazlewood, NSW Loreto Kirribilli, 14:19.91; 5. Beki Lee, NSW Rooy Hill HS, 14:29.95; 6. Jillian Hosking, ACT Reeboth Christ., 14:32.26; 7. Tanya Holliday, SA Brighton HS, 14:40.73; 8. Fiona Alldis, NSW Abbotsleigh, 14:54.26; 9. Emma Gray, VIC Kardinia Int. Coll, 14:58.53; 10. Brianna Heazlewood, NSW Loreto Kirribilli, 15:00.08; 11. Lauren Burns-Rees, NSW Oxley HS, 15:07.42; 12. Lynette Bannister, TAS Ogilvie, 15:20.64; 13. Lisa Roberts, SA Gleeson Coll, 15:29.08; 14. Vanessa Ebejer, NSW Catherine McAuley, 15:29.81; 15. Chantelle Petith, QLD Chisholm Coll, 15:29.83; 16. Chloe Jones, NSW Christ. Cath. Roo. Hi, 15:29.85; 17. Teegan MAC Neeney, WA Ocean Reef SHS, 15:49.05; 18. Yvette Becker, SA Parafield Gardens HS, 15:53.32; 19. Christina Alldis, NSW Abbotsleigh, 16:03.62; 20. Jillian Rutter, NSW Hornsby HS, 16:24.94; 21. Katie Dodds, NSW Bev. Hills HS, 17:07.60.



## IGA Australian All Schools Athletics Championships (continued...) Domain Athletic Centre, Hobart, Tasmania - 5th-8th December 2002

**100 metres Hurdles U18: Heat 1:** (w: 0.9) 1. Sally McLellan, QLD Helensvale SHS, 13.73Q; 2. Amanda Drew, QLD Albany Crk SHS, 14.66Q; 3. Kimberlee Green, NSW St Pats Sutherland, 14.72q; 4. Anita Sekulovski, NSW Bossley Park HS, 14.77q; 5. Kerryn Paull, NSW Rooty Hill HS, 15.20; 6. Tessa Ashworth\*, TAS Fahan Sch, 15.60; 7. Alice Hornsnell, NSW St Jos. East Gosford, 15.80; **Heat 2:** (w: 1.2) 1. Lisa Spencer, NSW Gosford HS, 14.68Q; 2. Natalie Johnstone, VIC Toorak Coll, 14.96Q; 3. Thalia Amanakis, NSW Tangara Girls, 15.32; 4. Rebecca McEniery, QLD Ipswich Gram, 15.97; 5. Sarah Graeme-Evans\*, TAS Fahan Sch, 16.75; 6. Rebecca Crawford, WA MLC, 22.14; Katherine Watson, QLD Lourdes Hill SHS, DNF; **Heat 3:** (w: 0.4) 1. Kylie Wildman, NSW Gosford HS, 14.39Q; 2. Belinda Brown, QLD St Stephens Coll, 14.72Q; 3. Sarah McNamara, QLD Somerville Hse, 15.52; 4. Kelly Lincez, QLD Beaudesert SHS, 15.58; 5. Nicole Smith, QLD St Adiens Coll, 15.75; 6. Danica Tardiani, QLD Cavendish Rd SHS, 15.97; 7. Elena Downs\*, QLD St Marg. Ang., 18.25. **Final:** (w: -1.2) 1. Sally McLellan, QLD Helensvale SHS, 13.97; 2. Kylie Wildman, NSW Gosford HS, 14.47; 3. Lisa Spencer, NSW Gosford HS, 14.51; 4. Kimberlee Green, NSW St Pats Sutherland, 14.71; 5. Belinda Brown, QLD St Stephens Coll, 14.88; 6. Natalie Johnstone, VIC Toorak Coll, 14.89; 7. Amanda Drew, QLD Albany Crk SHS, 15.00; 8. Anita Sekulovski, NSW Bossley Park HS, 16.22.

**400 metres Hurdles U18: Heat 1:** 1. Tara Millgate, NSW OLMC Parra., 1:05.09Q; 2. Riana Dinsmore, QLD Ryan Cath. Coll, 1:05.34Q; 3. Belinda Brown, QLD St Stephens Coll, 1:06.65; 4. Katherine Anderson, SA Trinity Coll, 1:06.68; 5. Kelly Lincez, QLD Beaudesert SHS, 1:09.64; 6. Alice Platten, VIC Eumemmerring SC, 1:09.83; 7. Melinda Vidigal, NSW Westfields Sp. HS, 1:11.23; **Heat 2:** 1. Cheryl-Anne McCann, WA Melville SHS, 1:04.60Q; 2. Nicole Burry, QLD Pimlico SHS, 1:06.22Q; 3. Kerryn Paull, NSW Rooty Hill HS, 1:08.08; 4. Alyssa Taylor, QLD Nth Bundaberg SHS, 1:10.24; 5. Sara Talton, QLD Matt. Flinders SHS, 1:11.04; 6. Rachel Phillips, QLD Townsville Gram, 1:11.53; 7. Louisa Ainsworth\*, QLD St Marg. Ang., 1:12.23; 8. Madeline Samson, NSW Westfields Sp. HS, 1:18.41; **Heat 3:** 1. Kelly Macintosh, NSW Marian Coll, 1:04.90Q; 2. Eliza Oates, VIC Colac Coll, 1:05.66Q; 3. Helen Patterson, VIC Genazzano Coll, 1:06.20q; 4. Tessa Ashworth\*, TAS Fahan Sch, 1:06.23q; 5. Kylie Allen, NSW Wenona, 1:06.70; 6. Malinda Itchins, TAS Collegiate, 1:14.46; 7. Corinne Archer, NSW Westfields Sp. HS, 1:19.95. **Final:** 1. Tara Millgate, NSW OLMC Parra., 1:01.67; 2. Kelly Macintosh, NSW Marian Coll, 02.99; 3. Cheryl-Anne McCann, WA Melville SHS, 1:03.87; 4. Riana Dinsmore, QLD Ryan Cath. Coll, 1:04.38; 5. Eliza Oates, VIC Colac Coll, 1:05.66; 6. Helen Patterson, VIC Genazzano Coll, 1:06.49; 7. Tessa Ashworth\*, TAS Fahan Sch, 1:06.96; 8. Nicole Burry, QLD Pimlico SHS, 1:08.04.

**2000 metres Steeplechase U18:** 1. Clare McKechnie, VIC Girton Gram, 6:58.96; 2. Kathryn Archbold, NSW William Clarke Coll, 7:03.05; 3. Georgia Kaidonis, SA Glenunga HS, 7:05.92; 4. Lucy Polkinghorne, NSW Wenona, 7:20.13; 5. Riana Dinsmore, QLD Ryan Cath. Coll, 7:23.32; 6. Courtney Jarrett, QLD Lourdes Hill SHS, 7:27.66; 7. Alice Taylor McDonald, QLD Fairholme Coll, 7:33.13; 8. Jessica Ireland, SA St Marys Coll, 7:35.30; 9. Gemma Davy, NSW Camden Haven HS, 7:41.12; 10. Danni Smith, TAS Sacred Heart Coll, 7:41.18; 11. Kylie Stockwell, QLD St. Michaels Coll, 7:58.58; 12. Jodie Clifford, TAS Exeter HS, 8:00.84; 13. Sarah Klein, VIC Frankston SC, 8:05.26; 14. Mallory Hughes, SA Unley HS, 8:05.28; 15. Chloe Jones, NSW Christ. Cath. Roo. Hi, 8:16.77; 16. Elise Kingston, VIC Frankston SC, 8:38.39; 17. Jackie Chang, NSW Baulkham Hills HS, 8:46.52; Andrea Dent, TAS Launceston Ch. Gram, DNF; Gemma Maini, VIC The Peninsula Sch, DNF.

**4x100 metres Relay U18:** 1. Queensland (Jacinta Boyd, Michelle Cutmore, Rebecca Negas, Sally McLellan), 46.63; 2. New South Wales (Naomi Bligh, Bianca Williams, Kylie Wildman, Lisa Spencer), 48.10; 3. Western Australia (Samantha Milford\*, Rebecca Crawford, Rachael Carr, Kylie Bent), 48.12; 4. Victoria (Eliza Oates, Katie Chivers, Belinda Bozin, Emma Knight), 48.56; 5. Tasmania (Sarah Graeme-Evans\*, Emma Cazaly, Esther Harris, Tessa Ashworth\*), 49.85; 6. South Australia (Sarah Harrison, Rebecca Philby, Leanne Hodge\*, Margaret Naylor), 50.36.

**4x400 metres Relay U18:** 1. New South Wales (Emma Lincoln-Smith, Lara Nicod, Tara Millgate, Jaimee-Lee Hoebergen), 3:49.94; 2. Queensland (Nicole Burry, Kate Leitch, Jacqueline Davies, Pip Kehoe), 3:53.65; 3. South Australia (Katherine Anderson, Caitlin Stanley, Leanne Hodge\*, Jess Kemp), 4:03.00; 4. Victoria (Cody Phelan, Imogen Russell, Eliza Oates, Sarah Cant), 4:04.12; 5. Tasmania (Laura Causon\*, Chloe Wilson, Tessa Ashworth\*, Esther Harris), 4:04.57; Western Australia (Megan Wheatley\*, Cheryl-Anne McCann, Rachael Carr, Roshaan Francisco), DQ.

**High Jump U18:** 1. Sophia Begg, NSW Bowral HS, 1.79m; 2. Ellen Pettitt, WA St Stephens, 1.76m; 3. Matilda Gunn, QLD Bris. Gram, 1.73m; 4. Sian McDonald, ACT Canberra Gram, 1.69m; 5. Bianca Doja, NSW Tara Ang. Girls, 1.69m; 5. Angela Kelly, NSW Glenmore Park HS, 1.69m; 7. Nicole Choolun, QLD Moreton Bay Coll, 1.65m; 8. Alisha Hewett, SA Trinity Coll, 1.65m; 9. Hannah Alderton, VIC Cath. Coll Bendigo, 1.60m; 10. Amanda-J Allen, QLD Pine Rivers SHS, 1.60m; 11. Alice Hornsnell, NSW St Jos. East Gosford, 1.60m; 12. Stephanie Vathis, VIC Keilor Downs SC, 1.60m.

**Pole Vault U18:** 1. Charmaine Lucock, QLD Palm Bch Currim SHS, 3.80m; 2. Jacinta Lynn, VIC Montmorency SC, 3.45m; 3. Danielle O'Reilly, SA Maryrattville HS, 3.45m; 4. Jamie Scoop, SA St Johns Gram, 3.35m; 5. Adele Holland, VIC Girton Gram, 3.05m; 5. Tereza Vodesil, WA Churchlands SHS, 3.05m; 7. Sallie Burton, VIC Galvin Park SC, 3.05m; 8. Danielle Dwyer, TAS St Patricks Coll, 2.90m; 8. Sarah Riseley, VIC Flinders Coll, 2.90m; 10. Hayley Cundy, SA Trinity Coll, 2.90m; 11. Madelaine Tyler, NSW St Marys W'gong, 2.90m; 12. Krista Mearns, QLD Stuartholme Coll, 2.90m; 13. Sonia Weatherley, QLD Windaroo Park SHS, 2.70m; 14. Kylie Munn, QLD Mansfield SHS, 2.70m; 15. Talitha Baldwin, NSW Concord HS, 2.30m.

**Long Jump U18:** 1. Jacinta Boyd, QLD Immanuel Luth. Coll, 6.00m, w:1.2; 2. Naomi Bligh, NSW Westfields Sp. HS, 5.94m, w:1.2; 3. Hayley Cerveto, QLD St Marys Coll, 5.68m, w:+0.0; 4. Edwina Clark, NSW Presb. Ladies Coll, 5.61m, w:0.7; 5. Emma Knight, VIC Mentone SC, 5.50m, w:-0.7; 6. Crystelle Coulson, NSW Monte St Angelo, 5.30m, w:1.5; 7. Sasha King\*, QLD St Marg. Ang., 4.55m, w:-0.9; 8. Annabelle Hardie\*, QLD St Marg. Ang., 4.35m, w:1.0.

**Triple Jump U18:** 1. Katelyn Grehan, NSW St Leos Cath. Coll, 11.90m, w:2.2; 2. Alexis Turner, QLD Sunnybank SHS, 11.85m, w:0.7; 3. Alysha House, NSW Mt Erin, 11.76m, w:0.9; 4. Linda Allen, QLD John Paul Coll, 11.73m, w:1.2; 5. Emma Knight, VIC Mentone SC, 11.60m, w:0.6; 6. Jessica Hruby, SA Trinity Coll, 11.56m, w:0.9; 7. Tarja Clarke, QLD St Ritas Coll, 11.50m, w:0.6; 8. Nicole Choolun, QLD Moreton Bay Coll, 11.20m, w:-0.1; 9. Hayley Cerveto, QLD St Marys Coll, 11.10m, w:0.8; 10. Bianca Doja, NSW Tara Ang. Girls, 11.10m, w:+0.0; 11. Angela Kelly, NSW Glenmore Park HS, 11.04m, w:1.6; 12. Kirsty Tapscott, NSW Cowra HS, 10.91m, w:1.1; 13. Tenika Demamiel, WA Iona Pres. Coll, 10.84m, w:1.1; 14. Tara Swinfield\*, NSW Westfields Sp HS, 10.26m, w:1.2; 15. Malinda Itchins, TAS Collegiate, 10.17m, w:0.6.

**Shot Put U18:** 1. Dani Samuels, NSW Westfields Sp. HS, 13.93m; 2. Sharmane Motuliki, NSW Brigidine Coll Rand., 13.53m; 3. Leana Bishop, QLD Smithfield SHS, 13.00m; 4. Stacey Vernon, VIC Kilbreda Coll, 12.26m; 5. Rebecca Papadopoulos, NSW Westfields Sp. HS, 12.02m; 6. Lisa Craig, NSW Keira Tech. HS, 11.95m; 7. Samantha Collier, QLD Dakabin SHS, 11.26m; 8. Natalie Stuart, QLD Mackay Nth SHS, 11.24m; 9. Jessica O'Brien, QLD Toowoomba SHS, 11.10m; 10. Renee Ward, QLD Kooralbyn Int., 10.62m; 11. Sarah Mtandwa, VIC Montmorency SC, 10.50m; 12. Nicole Seage, QLD Emmanuel Coll, 10.49m; 13. Belinda Van Tienen, TAS St Patricks Coll, 9.78m.

**Discus Throw U18:** 1. Leana Bishop, QLD Smithfield SHS, 47.70m; 2. Sharmane Motuliki, NSW Brigidine Coll Rand., 45.17m; 3. Dani Samuels, NSW Westfields Sp. HS, 43.73m; 4. Josene Peri, NSW Randwick HS, 40.81m; 5. Tevvi Bullock, NSW Merewether HS, 40.35m; 6. Alicia Marshall, SA Salisbury HS, 40.33m; 7. Amy Lamond, QLD Trinity Coll, 40.14m; 8. Calista Lyon, VIC Tallangatta SC, 39.78m; 9. Megan Kendall, NSW Trinity Sen Wagga, 39.40m; 10. Stephanie Squires, QLD Laidley SHS, 38.69m; 11. Nicola Jones, NSW Brigidine Coll St Ive, 37.86m; 12. Erin Petrovic, NSW Winmalee HS, 37.47m; 13. Samantha Collier, QLD Dakabin SHS, 37.28m; 14. Tina Heilman, SA Thomas More Coll, 37.15m; 15. Stacey Vernon, VIC Kilbreda Coll, 37.00m; 16. Nicole Seage, QLD Emmanuel Coll, 36.76m; 17. Kirstin Faint, QLD Capricorn Dist Ed, 36.57m; 18. Renee Ward, QLD Kooralbyn Int., 35.38m; 19. Sally Gardiner, ACT Caroline Chisholm HS, 33.69m; 20. Venessa Galic\*, SA Trinity Coll, 33.45m; 21. Lisa Craig, NSW Keira Tech. HS, 33.18m; 22. Tamra Cross\*, SA Trinity Coll, 29.19m; 23. Helena Sadkowsky, ACT St Francis Xav. Coll, 26.31m.

**Hammer Throw U18:** 1. Sarah Mtandwa, VIC Montmorency SC, 44.69m; 2. Erin Petrovic, NSW Winmalee HS, 43.03m; 3. Michelle Schlechter, QLD Helensvale SHS, 42.60m; 4. Sally Chapman, NSW Queanbeyan HS, 41.89m; 5. Amy Lamond, QLD Trinity Coll, 41.45m; 6. Erin Schneider, WA Rehoboth Christ. Coll, 38.84m; 7. Nicole Pfeffer, QLD Milmerran SHS, 38.34m; 8. Kaylah Nielsen, QLD Helensvale SHS, 37.56m; 9. Megan Kendall, NSW Trinity Sen Wagga, 36.09m; 10. Rachel Gremer, SA Salisbury East HS, 36.01m; 11. Nicole Seage, QLD Emmanuel Coll, 36.00m; 12. Cara Mackey, VIC Langwarrin SC, 35.27m; 13. Belinda Van Tienen, TAS St Patricks Coll, 34.91m; 14. Kirstin Faint, QLD Capricorn Dist Ed, 33.15m; 15. Nicole Burrow, QLD Rochdale SHS, 32.83m; 16. Meghan Blunderfield, QLD arristown SHS, 30.86m; 17. Helena Sadkowsky, ACT St Francis Xav. Coll, 30.20m; 18. Sally Gardiner, ACT Caroline Chisholm HS, 27.52m.

**Javelin Throw U18:** 1. Alicia Marshall, SA Salisbury HS, 42.82m; 2. Erin Burns, NSW Bulli HS, 42.00m; 3. Sally Geissler, QLD Blackwater SHS, 41.17m; 4. Kirsty Zaharopoulos, WA Woodvale SHS, 39.32m; 5. Erin Petrovic, NSW Winmalee HS, 38.26m; 6. Zoe Pelbart, NSW Ascham, 38.10m; 7. Katherine Worotnicki, VIC Star of the Sea, 37.80m; 8. Rebecca Papadopoulos, NSW Westfields Sp. HS, 37.44m; 9. Claire Rees, NSW Pymble Ladies Coll, 37.35m; 10. Lauren Bale, QLD Beerwah SHS, 37.06m; 11. Sarah Ward, QLD Brisbane SHS, 35.88m; 12. Samantha Bishop, QLD Redeemer Coll, 35.35m; 13. Charleen Heka, QLD Fairholme Coll, 34.49m; 14. Sarah Jackson, VIC Frankston SC, 33.28m; 15. Tina Heilman, SA Thomas More Coll, 32.37m; 16. Calista Lyon, VIC Tallangatta SC, 31.08m; 17. Sally Gardiner, ACT Caroline Chisholm HS, 30.73m; 18. Anna Whittaker, VIC Frankston SC, 29.26m.

## Women Under 16

**100 metres U16: Heat 1:** (w: -1.7) 1. Kate Leitch, QLD Bris. Gram, 12.53Q; 2. Julia Nation, VIC Cath. Coll Wodonga, 12.63Q; 3. Nioka Simon, NSW Forster HS, 12.76Q; 4. Laura Verlinden, NSW OLMC Parra., 12.87; 5. Emma Baudinette, SA Westminster HS, 12.92; 6. Hope Emmerson, QLD Kingaroy SHS, 13.08; 7. Liana Crockford, VIC Strathmore SC, 13.11; 8. Melita Herbert\*, QLD St Ursulas Coll, 13.63; 9. Brooke Campbell, VIC Frankston SC, 13.66; **Heat 2:** (w: 2.2) 1. Maricor Cuenca, NSW Endeavour Sp. HS, 12.28Q; 2. Madelin Poke, TAS Circular Head Christ., 12.49Q; 2. Kassy Hill, QLD Redbank Plns SHS, 12.49Q; 4. Natasha Finlay, NSW SCECGS Redlands, 12.73Q; 5. Larissa Pirlo, NSW St Marys Sen HS, 12.77Q; 6. Grace Scantlebury, QLD Somerset Coll, 12.85; 7. Claire Ridley, QLD Somerville Hse, 13.05; 8. Emma Clayton, TAS Marist Reg. Coll, 13.33; **Heat 3:** (w: 1.5) 1. Jacqueline Davies, QLD St Sav. Coll, 12.26Q; 2. Courtney Jaensch, SA Trinity Coll, 12.56Q; 3. Madeline Woodbridge, VIC Berwick SC, 12.58Q; 4. Alison Attenborough, NSW Pennant Hills HS, 12.64Q; 5. Katherine Clarke, VIC University High, 12.85; 6. Jennifer Coogan, NSW Winmalee HS, 12.86; 7. Kyla Edwards, QLD St Adiens Coll, 12.87; 8. Skye Drysdale\*, NSW Endeavour Sp. HS, 12.91; 9. Kate Florence\*, QLD Townsville Gram, 13.24; **Heat 4:** (w: +0.0) 1. Michelle Riley, NSW Marian Coll, 12.41Q; 2. Jessica Gulli, VIC Sacred Heart Geel., 12.52Q; 3. Jenna Lebrasse, WA Prendiville Cath. Coll, 12.55Q; 4. Jessie Pritchard, ACT Caroline Chisholm HS, 12.65Q; 5. Chani Van Der Merwe, SA Walford HS, 12.66Q; 6. Alice Coddington, ACT Radford Coll, 12.76Q; 7. Michelle Buck, WA MLC., 12.93; 8. Thea Morris\*, QLD Townsville Gram, 13.68; **Semi-Final 1:** (w: -1.0) 1. Jacqueline Davies, QLD St Sav. Coll, 12.28Q; 2. Kate Leitch, QLD Bris. Gram, 12.35Q; 3. Madelin Poke, TAS Circular Head Christ., 12.40Q; 4. Nioka Simon, NSW Forster HS, 12.53Q; 5. Natasha Finlay, NSW SCECGS Redlands, 12.57Q; 6. Julia Nation, VIC Cath. Coll Wodonga, 12.58Q; 7. Courtney Jaensch, SA Trinity Coll, 12.64; 8. Alison Attenborough, NSW Pennant Hills HS, 12.68; 9. Alice Coddington, ACT Radford Coll, 12.76; **Semi-Final 2:** (w: 1.2) 1. Maricor Cuenca, NSW Endeavour Sp. HS, 12.31Q; 2. Kassy Hill, QLD Redbank Plns SHS, 12.48Q; 3. Michelle Riley, NSW Marian Coll, 12.55Q; 4. Jenna Lebrasse, WA Prendiville Cath. Coll, 12.62; 5. Jessica Gulli, VIC Sacred Heart Geel., 12.65; 6. Jessie Pritchard, ACT Caroline Chisholm HS, 12.77; 7. Chani Van Der Merwe, SA Walford HS, 12.79; 8. Larissa Pirlo, NSW St Marys Sen HS, 12.92; **Final:** (w: 0.7) 1. Maricor Cuenca, NSW Endeavour Sp. HS, 12.22; 2. Jacqueline Davies, QLD St Sav. Coll, 12.25; 3. Madelin Poke, TAS Circular Head Christ., 12.44; 4. Kate Leitch, QLD Bris. Gram, 12.48; 5. Natasha Finlay, NSW SCECGS Redlands, 12.59; 6. Michelle Riley, NSW Marian Coll, 12.60; 7. Kassy Hill, QLD Redbank Plns SHS, 12.64; 8. Julia Nation, VIC Cath. Coll Wodonga, 12.69; 9. Nioka Simon, NSW Forster HS, 12.73.



## IGA Australian All Schools Athletics Championships (continued...) Domain Athletic Centre, Hobart, Tasmania - 5th-8th December 2002

**200 metres U16: Heat 1:** (w: -4.6) 1. Jacqueline Davies, QLD St Sav. Coll, 25.33Q; 2. Julia Nation, VIC Cath. Coll Wodonga, 25.85Q; 3. Michelle Riley, NSW Marian Coll, 25.98Q; 4. Jessie Pritchard, ACT Caroline Chisholm HS, 26.30; 5. Rachel Phillips, QLD Townsville Gram, 26.81; 6. Katherine Crierie\*, WA Penrhos Coll, 27.86; 7. Fiona Andrews\*, WA Penrhos Coll, 29.63; **Heat 2:** (w: -3.7) 1. Kate Leitch, QLD Bris. Gram, 25.59Q; 2. Alison Attenborough, NSW Pennant Hills HS, 26.05Q; 3. Nioka Simon, NSW Forster HS, 26.33; 4. Kyla Edwards, QLD St Adiens Coll, 26.64; 5. Caitlin Stanley, SA Walford HS, 26.74; 6. Alice Coddington, ACT Radford Coll, 26.78; 7. Rebecca O'Dea\*, SA Trinity Coll, 28.37; **Heat 3:** (w: -1.5) 1. Madelin Poke, TAS Circular Head Christ., 25.34Q; 2. Jaimee-Lee Hoebergen, NSW Illawarra Gram, 25.54Q; 3. Chani Van Der Merwe, SA Walford HS, 25.97Q; 4. Michelle Buck, WA MLC, 26.36; 5. Natasha Finlay, NSW SCEGGS Redlands, 26.65; 6. Liana Crockford, VIC Strathmore SC, 26.77; Emma Baudinette, SA Westminster HS, DQ. **Final:** (w: 0.6) 1. Jacqueline Davies, QLD St Sav. Coll, 25.38; 2. Madelin Poke, TAS Circular Head Christ., 25.48; 3. Jaimee-Lee Hoebergen, NSW Illawarra Gram, 25.53; 4. Kate Leitch, QLD Bris. Gram, 25.70; 5. Alison Attenborough, NSW Pennant Hills HS, 26.09; 6. Julia Nation, VIC Cath. Coll Wodonga, 26.17; 7. Michelle Riley, NSW Marian Coll, 26.39; 8. Chani Van Der Merwe, SA Walford HS, 26.44.

**400 metres U16: Heat 1:** 1. Jaimee-Lee Hoebergen, NSW Illawarra Gram, 55.91Q; 2. Kara Bull, NSW Maitland Grossman HS, 57.75Q; 3. Ashleigh Daniel, VIC Galvin Park SC, 58.44q; 4. Megan Wheatley\*, WA Penrhos Coll, 58.65q; 5. Sarah Cant, VIC Camberwell Gram, 59.14; **Heat 2:** 1. Jacqueline Davies, QLD St Sav. Coll, 57.26Q; 2. Rachel Pederson, QLD Trinity Bay SHS, 58.32Q; 3. Caitlin Stanley, SA Walford HS, 59.78; 4. Caitlin Chesire, QLD The Glennie Sch, 1:00.27; 5. Rachael Mills\*, QLD St Ursulas Coll, 1:01.60; Karla Leyden, QLD St Adiens Coll, DQ; **Heat 3:** 1. Roshan Francisco, WA Iona Pres. Coll, 58.09Q; 2. Zoe Buckman, ACT Canberra Gram, 58.27Q; 3. Kate Leitch, QLD Bris. Gram, 58.92; 4. Danielle Taylor, TAS St Patricks Coll, 59.34; 5. Emily Glover, ACT Merici Coll, 1:00.18; 6. Carly Perry, TAS Devonport HS, 1:01.23. **Final:** 1. Jaimee-Lee Hoebergen, NSW Illawarra Gram, 55.12; 2. Jacqueline Davies, QLD St Sav. Coll, 56.18; 3. Zoe Buckman, ACT Canberra Gram, 56.86; 4. Kara Bull, NSW Maitland Grossman HS, 57.62; 5. Roshan Francisco, WA Iona Pres. Coll, 57.91; 6. Megan Wheatley\*, WA Penrhos Coll, 58.20; 7. Rachel Pederson, QLD Trinity Bay SHS, 58.45; 8. Ashleigh Daniel, VIC Galvin Park SC, 59.22.

**800 metres U16: Heat 1:** 1. Zoe Buckman, ACT Canberra Gram, 2:14.62Q; 2. Emily Glover, ACT Merici Coll, 2:16.44Q; 3. Rachel Pederson, QLD Trinity Bay SHS, 2:16.84q; 4. Julia Pook, TAS Collegiate, 2:17.81; 5. Jessica Trengove, SA Naracoorte HS, 2:19.60; 6. Jacqui Russell, QLD Moreton Bay Coll, 2:19.94; 7. Ashleigh Daniel, VIC Galvin Park SC, 2:20.80; 8. Tarin Nevin, NSW The Hills Sp. HS, 2:21.05; 9. Courtney Lockett, TAS Scotch Oakburn Coll, 2:24.35; **Heat 2:** 1. Madeline Heiner, NSW Smiths Hill HS, 2:13.19Q; 2. Sarah Cant, VIC Camberwell Gram, 2:13.35Q; 3. Anna Neumaier, ACT Canberra Gram, 2:13.49q; 4. Kate Johnston, QLD Malanda SHS, 2:17.81; 5. Emma Statham, NSW All Saints Bathurst, 2:20.08; 6. Emma Johnson, TAS Kings Meadows HS, 2:21.29; 7. Blythe Spencer, QLD St Marg. Ang, 2:24.40; 8. Kirsty Dobson\*, QLD St Ursulas Coll, 2:30.00; 9. Rebecca Cooper, NSW Cambridge Park HS, 2:38.04; Miriam Wronski\*, QLD Townsville Gram, DNF; **Heat 3:** 1. Brooke Simpson, NSW St Pats Sutherland, 2:11.81Q; 2. Hayley Tomlinson, VIC Fintona Coll, 2:12.00Q; 3. Emily Johnson, NSW St Pauls Cranebrook, 2:12.18q; 4. Caitlin Chesire, QLD The Glennie Sch, 2:18.82; 5. Kara Bull, NSW Maitland Grossman HS, 2:20.70; 6. Melanie Budreika, SA Pedare Christ. Coll, 2:22.76; 7. Lucy Killip, QLD Nambour SHS, 2:23.38; 8. Kaarle McCulloch, NSW Endeavour Sp. HS, 2:25.10; 9. Madeleine Oldfield, TAS Launceston Gram, 2:25.24; 10. Kate Downie\*, QLD Townsville Gram, 2:47.14. **Final:** 1. Brooke Simpson, NSW St Pats Sutherland, 2:07.59; 2. Zoe Buckman, ACT Canberra Gram, 2:10.02; 3. Hayley Tomlinson, VIC Fintona Coll, 2:11.24; 4. Anna Neumaier, ACT Canberra Gram, 2:11.65; 5. Madeline Heiner, NSW Smiths Hill HS, 2:12.64; 6. Sarah Cant, VIC Camberwell Gram, 2:12.87; 7. Emily Johnson, NSW St Pauls Cranebrook, 2:12.93; 8. Emily Glover, ACT Merici Coll, 2:18.87; 9. Rachel Pederson, QLD Trinity Bay SHS, 2:20.47.

**1500 metres U16:** 1. Brooke Simpson, NSW St Pats Sutherland, 4:25.86; 2. Hayley Tomlinson, VIC Fintona Coll, 4:31.22; 3. Madeline Heiner, NSW Smiths Hill HS, 4:33.79; 4. Emily Johnson, NSW St Pauls Cranebrook, 4:39.76; 5. Fiona Nash, VIC MLC, 4:40.22; 6. Anna Neumaier, ACT Canberra Gram, 4:40.63; 7. Kate Johnston, QLD Malanda SHS, 4:44.61; 8. Lucy Cashen, SA Mercedes HS, 4:46.90; 9. Emma Statham, NSW All Saints Bathurst, 4:49.38; 10. Zhoe Warrington, VIC Frankston SC, 4:50.68; 11. Jacqui Russell, QLD Moreton Bay Coll, 4:51.39; 12. Sophia Kaidonis, SA Glenunga HS, 4:51.59; 13. Jessica Trengove, SA Naracoorte HS, 4:51.70; 14. Ashlea Giffillan, NSW Trinity Coll Lismore, 4:51.74; 15. Stephanie Spencer, QLD St Marg. Ang, 4:52.44; 16. Lucy Killip, QLD Nambour SHS, 4:54.46; 17. Lorin Ripley, QLD West Moreton SHS, 4:55.93; 18. Alana Anderson, QLD Maroochydore SHS, 5:00.72; 19. Madeleine Oldfield, TAS Launceston Gram, 5:01.03; 20. Dominic Scott\*, WA Penrhos Coll, 5:07.69; 21. Alison Burgess, SA Mercedes HS, 5:10.17; 22. Madeline Thompson\*, WA Penrhos Coll, 5:21.16; 23. Kathy Witherden, TAS Burnie HS, 5:39.90.

**3000 metres U16:** 1. Hayley Tomlinson, VIC Fintona Coll, 9:47.66; 2. Emily Johnson, NSW St Pauls Cranebrook, 9:59.96; 3. Zhoe Warrington, VIC Frankston SC, 10:00.43; 4. Fiona Nash, VIC MLC, 10:01.30; 5. Ashlea Giffillan, NSW Trinity Coll Lismore, 10:20.66; 6. Elizabeth Smith, QLD Kings Coll, 10:21.64; 7. Alana Anderson, QLD Maroochydore SHS, 10:22.57; 8. Lucy Cashen, SA Mercedes HS, 10:23.89; 9. Holly Pobjie, NSW Mt St Benedict, 10:24.63; 10. Jillian Hosking, ACT Reeboth Christ., 10:25.61; 11. Sarah Grahame, VIC Mentone SC, 10:27.96; 12. Lorin Ripley, QLD West Moreton SHS, 10:32.94; 13. Megan Brooks, SA Burra HS, 10:33.03; 14. Kirby Jefferies, VIC Girtton Gram, 10:37.68; 15. Dannielle McKenzie, QLD Immanuel Luth. Coll, 10:42.43; 16. Madeleine Oldfield, TAS Launceston Gram, 10:47.06; 17. Rachael McFadden, NSW Mt Carmel HS, 10:47.10; 18. Greta McNiven, NSW Loreto Kirribilli, 10:54.49; 19. Megan Hoare, TAS Burnie HS, 11:02.74; 20. Lee Piantadosi, SA Golden Grove HS, 11:09.57; 21. Bridey Delaney, NSW St Scholastics Glebe, 11:14.61; 22. Jaimi-Lee Fox, NSW Elderslie HS, 11:19.14; Cassidy Turner, QLD Palm Bch Currin SHS, DNF; Taryn Rau, VIC Sacred Heart Geel., DNF.

**1500 metres Walk U16:** 1. Jillian Hosking, ACT Reeboth Christ., 6:31.67; 2. Tanya Holliday, SA Brighton HS, 6:39.20; 3. Jessica Heazlewood, NSW Loreto Kirribilli, 6:49.52; 4. Susan Knapton, NSW Erskine Park HS, 6:53.21; 5. Fiona Alldis, NSW Abbotsleigh, 7:07.56; 6. Teagan Kujat, QLD Emmanuel Coll, 7:15.43; 7. Chantelle Petith, QLD Chisholm Coll, 7:19.79; 8. Sibon Fuzzard, VIC Girtton Gram, 7:26.25; 9. Tyne Boddy, VIC Norlane SC, 7:42.11; 10. Fauve Jacobs, VIC Kardinia Int. Coll, 7:43.25; 11. Caitlin Worrall, ACT Melrose HS, 7:47.01; 12. Jacqui Buchanan, WA Woodvale SHS, 7:58.80.

**90 metres Hurdles U16: Heat 1:** (w: -3.0) 1. Amy Smith, NSW Cheltenham HS, 13.42Q; 2. Tara Holt, NSW Endeavour Sp. HS, 13.83Q; 3. Ashleigh Lascelles, ACT Canberra Gram, 13.90q; 4. Holly Timms, WA Peter Moyes Ang., 14.01q; 5. Nicole Cheales, QLD Bris. Gram, 14.23q; 6. Dana Eagers, QLD Brisbane SHS, 14.35; 7. Lauren McAdam, QLD St Ursulas Coll, 14.52; 8. Brittany Knee, TAS St Patricks Coll, 14.86;

**Heat 2:** (w: -3.7) 1. Kassy Hill, QLD Redbank Plns SHS, 13.70Q; 2. Madonna Marsh, QLD West Moreton SHS, 14.12Q; 3. Helaina Bannister, QLD Pimlico SHS, 14.15q; 4. Melanie Adams, VIC Carey Gram, 14.23q; 5. Jenessa Schonrock, QLD St Marys Coll, 14.25; 6. Luana Groves, VIC Montone SC, 14.38; 7. Chloe Butler, QLD Townsville Gram, 14.60; 8. Shannon McCann, WA Melville SHS, 14.99; **Heat 3:** (w: -2.5) 1. Jenna Lebrasse, WA Prendiville Cath. Coll, 13.57Q; 2. Charlotte Yeates, NSW Abbotsleigh, 13.86Q; 3. Candice Morley, NSW Westfields Sp. HS, 13.97q; 4. Ashleigh Fitzgerald, WA Woodvale SHS, 14.05q; 5. Cara Evans, WA Kolbe Cath. Coll, 14.07q; 6. Sarah McLean, NSW Endeavour Sp. HS, 14.18q; 7. Shannon Arnott, NSW Ryde SC, 14.26; 8. Lauren Boden, ACT Lyneham HS, 14.46; **Heat 4:** (w: -2.5) 1. Marissa Ward, NSW Monte St Angelo, 13.56Q; 2. Linda Allen, QLD John Paul Coll, 14.06Q; 3. Carolyn Dempsey, VIC Sacre Couer Coll, 14.26; 4. Sascha McPherson, VIC Girton Gram, 14.51; 5. Stephanie Guest, NSW Pymble Ladies Coll, 14.58; 6. Laura Anderson, VIC Wesley Coll, 14.59; 7. Alicia Roden, VIC Ringwood SC, 14.73; 8. Lucy Newton, QLD St Stephens Coll, 16.67; **Heat 5:** (w: -1.5) 1. Ashlee Rayson, WA Woodvale SHS, 13.63Q; 2. Jessica Gulli, VIC Sacred Heart Geel., 13.65Q; 3. Kate Juniper, QLD All Saints, 13.72q; 4. Helen Patterson, VIC Genazzano Coll, 13.96q; 5. Rebecca Philby, SA Golden Grove HS, 14.23q; 6. Lauren Bale, QLD Beerwah SHS, 14.40; 7. Laine Spooner, QLD Mt Alvernia SHS, 14.80; 8. Tealetha Johnson, QLD Rockhampton SHS, 15.10; **Semi-Final 1:** (w: +0.0) 1. Amy Smith, NSW Cheltenham HS, 13.16Q; 2. Ashlee Rayson, WA Woodvale SHS, 13.36Q; 3. Kassy Hill, QLD Redbank Plns SHS, 13.44Q; 4. Linda Allen, QLD John Paul Coll, 13.52q; 5. Ashleigh Lascelles, ACT Canberra Gram, 13.62; 6. Charlotte Yeates, NSW Abbotsleigh, 13.71; 7. Cara Evans, WA Kolbe Cath. Coll, 13.83; 8. Ashleigh Fitzgerald, WA Woodvale SHS, 13.84; 9. Helen Patterson, VIC Genazzano Coll, 13.86; **Semi-Final 2:** (w: 0.7) 1. Tara Holt, NSW Endeavour Sp. HS, 12.98Q; 2. Jenna Lebrasse, WA Prendiville Cath. Coll, 13.14Q; 3. Marissa Ward, NSW Monte St Angelo, 13.33Q; 4. Jessica Gulli, VIC Sacred Heart Geel., 13.40q; 5. Kate Juniper, QLD All Saints, 13.60; 6. Helaina Bannister, QLD Pimlico SHS, 13.64; 7. Candice Morley, NSW Westfields Sp. HS, 13.65; 8. Holly Timms, WA Peter Moyes Ang., 14.06; 9. Madonna Marsh, QLD West Moreton SHS, 14.07; **Final:** (w: 0.8) 1. Tara Holt, NSW Endeavour Sp. HS, 12.89; 2. Amy Smith, NSW Cheltenham HS, 13.14; 3. Marissa Ward, NSW Monte St Angelo, 13.15; 4. Jessica Gulli, VIC Sacred Heart Geel., 13.16; 5. Jenna Lebrasse, WA Prendiville Cath. Coll, 13.28; 6. Kassy Hill, QLD Redbank Plns SHS, 13.42; 7. Linda Allen, QLD John Paul Coll, 13.77; 8. Ashlee Rayson, WA Woodvale SHS, 16.01.

**200 metres Hurdles U16: Heat 1:** (w: -2.2) 1. Jessica Gulli, VIC Sacred Heart Geel., 29.02Q; 2. Rebecca Philby, SA Golden Grove HS, 29.69Q; 3. Amy Smith, NSW Cheltenham HS, 30.09Q; 4. Kate Juniper, QLD All Saints, 30.10q; 5. Sascha McPherson, VIC Girton Gram, 30.82; 6. Gabby Loizou, VIC Frankston SC, 31.27; 7. Rachael Cullen, QLD Chanel Coll, 31.54; **Heat 2:** (w: -1.8) 1. Kassy Hill, QLD Redbank Plns SHS, 29.89Q; 2. Marissa Ward, NSW Monte St Angelo, 30.35Q; 3. Chelsea Hosking, ACT Radford Coll, 30.37Q; 4. Jessica Hruby, SA Trinity Coll, 30.41q; 5. Madonna Marsh, QLD West Moreton SHS, 31.15; 6. Tealetha Johnson, QLD Rockhampton SHS, 31.85; 7. Heidi Sutcliffe, VIC Sacred Heart Geel., 31.94; **Heat 3:** (w: 1.2) 1. Shannon McCann, WA Melville SHS, 30.02Q; 2. Lauren McAdam, QLD St Ursulas Coll, 30.60Q; 3. Brittany Knee, TAS St Patricks Coll, 31.15Q; 4. Alicia Roden, VIC Ringwood SC, 31.17; 5. Stephanie Guest, NSW Pymble Ladies Coll, 31.44; 6. Chloe Butler, QLD Townsville Gram, 31.83; 7. Sarah McLean, NSW Endeavour Sp. HS, 32.07; **Heat 4:** (w: -0.5) 1. Tara Holt, NSW Endeavour Sp. HS, 29.61Q; 2. Ashlee Rayson, WA Woodvale SHS, 29.94Q; 3. Charlotte Yeates, NSW Abbotsleigh, 30.32Q; 4. Nicole Cheales, QLD Bris. Gram, 30.39q; 5. Ashleigh Lascelles, ACT Canberra Gram, 30.40q; 6. Katherine Crierie\*, WA Penrhos Coll, 30.42; 7. Shannon Arnott, NSW Ryde SC, 30.56; **Semi-Final 1:** (w: 0.5) 1. Jessica Gulli, VIC Sacred Heart Geel., 29.36Q; 2. Rebecca Philby, SA Golden Grove HS, 29.88Q; 3. Shannon McCann, WA Melville SHS, 29.99Q; 4. Kate Juniper, QLD All Saints, 30.10q; 5. Lauren McAdam, QLD St Ursulas Coll, 30.43; 6. Amy Smith, NSW Cheltenham HS, 30.54; 7. Jessica Hruby, SA Trinity Coll, 30.68; 8. Brittany Knee, TAS St Patricks Coll, 35.11; **Semi-Final 2:** (w: -1.2) 1. Tara Holt, NSW Endeavour Sp. HS, 29.47Q; 2. Ashlee Rayson, WA Woodvale SHS, 29.98Q; 3. Marissa Ward, NSW Monte St Angelo, 30.04Q; 4. Chelsea Hosking, ACT Radford Coll, 30.40q; 5. Kassy Hill, QLD Redbank Plns SHS, 30.69; 6. Nicole Cheales, QLD Bris. Gram, 30.99; 7. Charlotte Yeates, NSW Abbotsleigh, 31.00; 8. Ashleigh Lascelles, ACT Canberra Gram, 31.04; **Final:** (w: -0.8) 1. Jessica Gulli, VIC Sacred Heart Geel., 28.49; 2. Tara Holt, NSW Endeavour Sp. HS, 29.26; 3. Rebecca Philby, SA Golden Grove HS, 29.57; 4. Marissa Ward, NSW Monte St Angelo, 29.67; 5. Kate Juniper, QLD All Saints, 30.06; 6. Shannon McCann, WA Melville SHS, 30.40; 7. Chelsea Hosking, ACT Radford Coll, 30.45; 8. Ashlee Rayson, WA Woodvale SHS, 30.61.

**200 metres Steeplechase U16:** 1. Ashlea Gilfillan, NSW Trinity Coll Lismore, 7:20.76; 2. Alison Burgess, SA Mercedes HS, 7:22.25; 3. Sophia Kaidonis, SA Glenunga HS, 7:27.88; 4. Greta McNiven, NSW Loreto Kirribilli, 7:36.14; 5. Jaimi-Lee Fox, NSW Elderslie HS, 7:37.43; 6. Taryn Rau, VIC Sacred Heart Geel., 7:40.26; 7. Stephanie Spencer, QLD St Marg. Ang., 7:43.07; 8. Natasha Depetro, VIC Kardinia Int. Coll, 7:43.54; 9. Rachael McFadden, NSW Mt Carmel HS, 7:43.97; 10. Sarah Grahame, VIC Mentone SC, 7:49.21; 11. Blythe Spencer, QLD St Marg. Ang., 7:54.19; 12. Bianca Cheever, VIC Sacred Heart Geel., 7:59.82; 13. Fallon Hooper, SA St Francis Xavier, 8:01.07; 14. Dominic Scott, WA Penrhos Coll, 8:02.06; 15. Mallory Hughes, SA Unley HS, 8:05.83; 16. Elise Junor, NSW Jamison HS, 8:15.22; 17. Madeline Thompson, WA Penrhos Coll, 8:27.57; 18. Tahnee Ralph\*, QLD St Ursulas Coll, 8:34.91; 19. Jo Green, VIC Frankston SC, 8:50.33.

**4x100 metres Relay Schools U16:** 1. NSW Endeavour Sp. HS (Tara Holt, Maricor Cuenca, Skye Drysdale\*, Sarah McLean), 48.71; 2. SA Trinity Coll (Courtney Jaensch, Jessica Hruby, Zara Olekals\*, Rebecca O'Dea\*), 50.48; 3. VIC Frankston SC (Monique Chirgwin, Brooke Campbell, Gabby Loizou, Chloe Edwards), 50.79; 4. QLD Townsville Gram (Kate Florence\*, Chloe Butler, Thea Morris\*, Rachel Phillips), 50.97; 5. WA Penrhos Coll (Fiona Andrews\*, Katherine Crierie\*, Georgia Baker\*, Megan Wheatley\*), 51.98; NSW Westfields Sp. HS (Cara Berry, Lara Huston, Madeline Samson, Candice Morley), DQ.

**4x100 metres Relay U16:** 1. Queensland (Kate Leitch, Kassy Hill, Kyla Edwards, Jacqueline Davies), 47.74; 2. South Australia (Courtney Jaensch, Caitlin Stanley, Chani Van Der Merwe, Emma Baudinette), 48.64; 3. Western Australia (Jenna Lebrasse, Roshan Francisco, Holly Timms, Michelle Buck), 48.95; 4. New South Wales (Nioka Simon, Michelle Riley, Amy Smith, Alison Attenborough), 49.09; 5. Victoria (Katherine Clarke, Chloe Edwards, Julia Nation, Liana Crockford), 49.38; 6. Tasmania (Danielle Taylor, Kimberley Bush, Emma Clayton, Madelin Poke), 49.69; 7. Aust. Capital Territory (Chelsea Hosking, Ashleigh Lascelles, Amy McIlrick, Alice Coddington), 50.13.

## IGA Australian All Schools Athletics Championships (continued...) Domain Athletic Centre, Hobart, Tasmania - 5th-8th December 2002

**4x200 metres Relay U16:** 1. New South Wales (Skye Drysdale<sup>a</sup>, Alison Attenborough, Nioka Simon, Jaimee-Lee Hoebergen), 1:42.81; 2. Queensland (Kate Juniper, Claire Ridley, Kassy Hill, Kyla Edwards), 1:44.50; 3. Victoria (Alicia Roden, Stephanie Vathis, Katherine Clarke, Julia Nation), 1:44.68; 4. Western Australia (Roshan Francisco, Ashleigh Fitzgerald, Megan Wheatley<sup>a</sup>, Michelle Buck), 1:44.69; 5. South Australia (Courtney Jaensch, Caitlin Stanley, Emma Baudinette, Chani Van Der Merwe), 1:45.72; 6. Tasmania (Danielle Taylor, Carly Perry, Julia Pook, Madelin Poke), 1:45.78.

**High Jump U16:** 1. Sophia Begg, NSW Bowral HS, 1.68m; 2. Hope Watson, ACT Merici Coll, 1.64m; 2. Kimberley Olsen, SA Balaklava HS, 1.64m; 4. Katie Thompson, QLD Cannon Hill Ang, 1.64m; 5. Jessica Meares, QLD Stuartholme Coll, 1.64m; 6. Amanda-J Allen, QLD Pine Rivers SHS, 1.64m; 6. Rachel Forbes, QLD Brigidine Coll, 1.64m; 8. Hannah Alderton, VIC Cath. Coll Bendigo, 1.64m; 9. Amanda West, QLD Pimlico SHS, 1.60m; 10. Aneka Van Damme, VIC Koo Wee Rup SC, 1.60m; 11. Natalie Milne, TAS Queechey HS, 1.60m; 12. Melanie Adams, VIC Carey Gram, 1.55m; 12. Rebecca Hirsch, QLD A B Paterson Coll, 1.55m; 12. Stephanie Vathis, VIC Keilor Downs SC, 1.55m; 12. Jessica Hruby, SA Trinity Coll, 1.55m; 16. Amy Page, NSW Port Hacking HS, 1.55m; 17. Sarai Marks, VIC Nth Geelong SC, 1.55m; 17. Julie-Anne Glasovac, NSW Chester Hill HS, 1.55m; 19. Ashley Bricknell, NSW Menai HS, 1.50m; 20. Chelsea Hosking, ACT Radford Coll, 1.40m.

**Pole Vault U16:** 1. Charmaine Lucock, QLD Palm Bch Currirn SHS, 3.80m; 2. Danielle O'Reilly, SA Marryatville HS, 3.40m; 3. Jamie Scroop, SA St Johns Gram, 3.30m; 4. Madeline Samson, NSW Westfields Sp. HS, 3.20m; 5. Tereza Vodesil, WA Churchlands SHS, 3.10m; 6. Vicky Parnov, WA Newborough PS, 3.10m; 7. Sarah Riseley, VIC Flinders Coll, 3.00m; 8. Adele Holland, VIC Girton Gram, 2.85m; 9. Sonia Weatherley, QLD Windaroo Park SHS, 2.70m; 9. Hayley Cundy, SA Trinity Coll, 2.70m; 11. Madelaine Tyler, NSW St Marys W'gong, 2.70m; 12. Jeremy Gibbs, WA Newborough PS, 2.70m; 13. Jemma Pope, NSW Cheltenham HS, 2.50m; 13. Tenika Demamiel, WA Iona Pres. Coll, 2.50m; 15. Natalie Anderson, SA Trinity Coll, 2.50m; 15. Natalie Milne, TAS Queechey HS, 2.50m; 15. Jenny Sherwood, SA Trinity Coll, 2.50m.

**Long Jump U16:** 1. Amanda West, QLD Pimlico SHS, 5.65m, w:0.5; 2. Amy Sadler, NSW Richmond HS, 5.41m, w:+0.0; 3. Dana Eagers, QLD Brisbane SHS, 5.40m, w:2.7; 4. Chloe Edwards, VIC Frankston SC, 5.39m, w:2.9; 5. Rebecca Philby, SA Golden Grove HS, 5.31m, w:0.6; 6. Julie Bennell, QLD Pimlico SHS, 5.30m, w:1.7; 7. Jessie Pritchard, ACT Caroline Chisholm HS, 5.28m, w:0.1; 8. Maricor Cuenca, NSW Endeavour Sp. HS, 5.24m, w:-0.5; 9. Alice Coddington, ACT Radford Coll, 5.19m, w:0.4; 10. Angela Commante, TAS Ogilvie, 5.14m, w:1.1; 11. Michelle Riley, NSW Marian Coll, 5.10m, w:0.8; 12. Stacey Stewart, VIC Frankston SC, 4.79m, w:1.1; 13. Carolina Skibinski, SA Adelaide HS, 4.72m, w:-0.9; 14. Siobhan Harrington<sup>a</sup>, QLD St Ursulas Coll, 4.50m, w:0.4; 15. Emma Sweetman<sup>a</sup>, WA Penrhos Coll, 4.42m, w:+0.0; 16. Erin Hammond<sup>a</sup>, WA Penrhos Coll, 4.40m, w:+0.0.

**Triple Jump U16:** 1. Linda Allen, QLD John Paul Coll, 11.88m, w:0.6; 2. Amy Sadler, NSW Richmond HS, 11.56m, w:1.7; 3. Alysha House, NSW Mt Erin, 11.48m, w:0.6; 4. Rebecca Philby, SA Golden Grove HS, 11.48m, w:0.5; 5. Jessica Hruby, SA Trinity Coll, 11.38m, w:2.0; 6. Katie Hinning, QLD St Columbans HS, 11.17m, w:1.2; 7. Linda Walters, VIC Manangatang Coll, 11.17m, w:1.4; 8. Tenika Demamiel, WA Iona Pres. Coll, 11.11m, w:+0.0; 9. Nioka Simon, NSW Forster HS, 11.04m, w:0.5; 10. Angela Commante, TAS Ogilvie, 11.02m, w:1.6; 11. Tracey Barnett, QLD Moreton Bay Coll, 10.78m, w:0.5; 12. Marissa Ward, NSW Monte St Angelo, 10.76m, w:1.3; 13. Kirsty Tapscott, NSW Cowra HS, 10.76m, w:0.5; 14. Renae Wynn, NSW Marian Coll, 10.74m, w:1.4; 15. Jessie Pritchard, ACT Caroline Chisholm HS, 10.47m, w:0.7; 16. Hope Watson, ACT Merici Coll, 10.44m, w:1.3; 17. Sarah Collins, QLD Fairholme Coll, 10.12m, w:0.5.

**Shot Put U16:** 1. Sharmane Motuliki, NSW Brigidine Coll Rand., 12.88m; 2. Annabel Thomson, NSW Deniliquin HS, 12.73m; 3. Dani Samuels, NSW Westfields Sp. HS, 12.73m; 4. Stacey Vernon, VIC Kilbreda Coll, 12.24m; 5. Julie Bennell, QLD Pimlico SHS, 12.09m; 6. Caitlin Sipple, QLD Ipswich Gram, 11.97m; 7. Jessica O'Brien, QLD Toowoomba SHS, 11.17m; 8. Sarah Mtandwa, VIC Montmorency SC, 11.09m; 9. Rachelle Hoogland, QLD Nth Bchs SHS, 10.61m; 10. Kirstin Faint, QLD Capricorn Dist Ed, 10.10m; 11. Victoria Lynd, TAS Reece HS, 9.93m; 12. Tarryn Miller, VIC Caulfield Gram, 9.78m; 13. Brooke Reynolds, QLD Townsville Gram, 9.71m; 14. Cara Evans, WA Kolbe Cath. Coll, 9.70m; 15. Josene Peri, NSW Randwick HS, 9.60m; 16. Sally Chapman, NSW Queanbeyan HS, 9.59m; 17. Kristy-Lee Galic, SA Trinity Coll, 9.34m; 18. Megan Glover<sup>a</sup>, QLD St Ursulas Coll, 9.02m; 19. Natalie Debeljuh<sup>a</sup>, VIC Sacred Heart Geel., 9.00m; 20. Jessica Stanley<sup>a</sup>, WA Penrhos Coll, 7.76m; 21. Georgia Baker<sup>a</sup>, WA Penrhos Coll, 7.53m; 22. Jodie Rich<sup>a</sup>, SA Trinity Coll, 7.20m.

**Discus Throw U16:** 1. Julie Bennell, QLD Pimlico SHS, 48.13m; 2. Sharmane Motuliki, NSW Brigidine Coll Rand., 47.96m; 3. Dani Samuels, NSW Westfields Sp. HS, 45.52m; 4. Tevri Bullock, NSW Merewether HS, 41.45m; 5. Josene Peri, NSW Randwick HS, 41.33m; 6. Annabel Thomson, NSW Deniliquin HS, 40.92m; 7. Tina Heilman, SA Thomas More Coll, 39.85m; 8. Stephanie Squires, QLD Laidley SHS, 39.18m; 9. Catherine Spink, QLD Toowoomb. Christ. Coll, 37.67m; 10. Danielle Volling-Geogheg, QLD Malanda SHS, 37.55m; 11. Rachelle Hoogland, QLD Nth Bchs SHS, 37.40m; 12. Stacey Vernon, VIC Kilbreda Coll, 36.57m; 13. Cara Evans, WA Kolbe Cath. Coll, 35.51m; 14. Stacey Stewart, VIC Frankston SC, 35.37m; 15. Kristy-Lee Galic, SA Trinity Coll, 35.06m; 16. Kirstin Faint, QLD Capricorn Dist Ed, 33.46m; Brooke Reynolds, QLD Townsville Gram, FOUL.

**Hammer Throw U16:** 1. Sarah Mtandwa, VIC Montmorency SC, 43.11m; 2. Michelle Schlechter, QLD Helensvale SHS, 40.29m; 3. Sally Chapman, NSW Queanbeyan HS, 38.41m; 4. Rachel Cremer, SA Salisbury East HS, 37.19m; 5. Nicole Burrow, QLD Rochdale SHS, 33.94m; 6. Stephanie Squires, QLD Laidley SHS, 33.88m; 7. Kirstin Faint, QLD Capricorn Dist Ed, 31.84m; 8. Annabel Thomson, NSW Deniliquin HS, 27.97m; 9. Natalie Milne, TAS Queechey HS, 26.90m; 10. Rebbecca Delaney, QLD Helensvale SHS, 24.44m; 11. Claire Love, NSW Bishop Druitt Coll, 21.42m.

**Javelin Throw U16:** 1. Annabel Thomson, NSW Deniliquin HS, 43.41m; 2. Zoe Pelbart, NSW Ascham, 42.84m; 3. Erin Burns, NSW Bulli HS, 41.36m; 4. Julie Bennell, QLD Pimlico SHS, 39.63m; 5. Fiona Plunkett, QLD Trinity Coll, 39.45m; 6. Lauren Bale, QLD Beerwah SHS, 38.39m; 7. Caitlin Sipple, QLD Ipswich Gram, 37.69m; 8. Tina Heilmann, SA Thomas More Coll, 36.15m; 9. Donna Breglia, WA Hamilton Hill SHS, 35.35m; 10. Amy Sadler, NSW Richmond HS, 35.32m; 11. Cara Evans, WA Kolbe Cath. Coll, 33.17m; 12. Michelle Schlechter, QLD Helensvale SHS, 32.60m; 13. Courtney Janssens, VIC Frankston SC, 32.46m; 14. Madeline Samson, NSW Westfields Sp. HS, 32.25m; 15. Kira Amby, VIC Upwey SC, 32.06m; 16. Ashleigh Polzin\*, QLD St Ursulas Coll, 30.22m; 17. Lorinda Stutterd, TAS Wynyard HS, 30.16m; 18. Melissa Hewett\*, SA Trinity Coll, 26.15m; 19. Stephanie Buckley\*, QLD Townsville Gram, 22.48m.

#### Women Under 14

**100 metres U14: Heat 1:** (w: -1.9) 1. Rebecca Roach, NSW Mt St Patricks, 12.95Q; 2. Susie Knight, VIC Korowa Ang. Girls, 13.06Q; 3. Rosie Kelly, SA Naracoorte PS, 13.08; 4. Tahlia Bohadana, NSW Kincumber HS, 13.19; 5. Rachel Mulcahy, QLD Burdekin Cath. HS, 13.20; 6. Courtney Footman, VIC St Peters Coll, 13.25; 7. Samara Coiro, NSW Santa Sabina, 13.26; 8. Amy McLrick, ACT Daramalan Coll, 13.36; 9. Kylie Parremore, TAS Bridgewater HS, 13.60; **Heat 2:** (w: 2.0) 1. Larissa Perry, WA Woodvale SHS, 12.79Q; 2. Mim Hill, VIC St Margarets, 12.82Q; 3. Ebony Gorincu, QLD John Paul Coll, 12.91q; 4. Fiona Scholz, WA St Marys AGS, 13.13; 5. Flynn Gleeson, VIC Warrnambool SC, 13.24; 6. Bessie Hayes, QLD Holy Spirit Coll, 13.28; 7. Monique Chirgwin, VIC Frankston SC, 13.29; 8. Sarah Manning, SA Colonel Light Gard. HS, 13.42; **Heat 3:** (w: 4.3) 1. Jacinta Doyle, NSW Endeavour Sp. HS, 12.81Q; 2. Clare Polkinghorne, QLD Lourdes Hill SHS, 12.87Q; 3. Monique Booth, VIC Oberon SC, 13.00q; 4. Angeline Blackburn, ACT Alfred Deakin HS, 13.02q; 5. Amanda McLean, NT St Phillips Coll, 13.31; 6. Holly Baxter, TAS Riverside HS, 13.39; 7. Ricquel Cole-Briston, NT Alawa PS, 13.40; 8. Emily Purcell, VIC Korowa Ang. Girls, 13.44; 9. Zara Olekals\*, SA Trinity Coll, 13.65. **Final:** (w: -0.5) 1. Clare Polkinghorne, QLD Lourdes Hill SHS, 12.70; 2. Jacinta Doyle, NSW Endeavour Sp. HS, 12.81; 3. Larissa Perry, WA Woodvale SHS, 12.81; 4. Ebony Gorincu, QLD John Paul Coll, 12.89; 5. Mim Hill, VIC St Margarets, 12.90; 6. Rebecca Roach, NSW Mt St Patricks, 12.95; 7. Susie Knight, VIC Korowa Ang. Girls, 13.06; 8. Angeline Blackburn, ACT Alfred Deakin HS, 13.13; 9. Monique Booth, VIC Oberon SC, 13.15.

**200 metres U14: Heat 1:** (w: 0.9) 1. Kristen Andrews, NSW Mt St Patricks, 26.48Q; 2. Susie Knight, VIC Korowa Ang. Girls, 26.50Q; 3. Clare Polkinghorne, QLD Lourdes Hill SHS, 26.70q; 4. Rosie Kelly, SA Naracoorte PS, 27.12; 5. Karinna Fyfe, TAS Scotch Oakburn Coll, 27.30; 6. Tahlia Bohadana, NSW Kincumber HS, 27.30; Amy McLrick, ACT Daramalan Coll, DQ; **Heat 2:** (w: 2.2) 1. Fiona Scholz, WA St Marys AGS, 26.15Q; 2. Larissa Perry, WA Woodvale SHS, 26.64Q; 3. Jamie Casaclang, NSW Cheltenham HS, 26.68q; 4. Holly Baxter, TAS Riverside HS, 27.20; 5. Kirralie Bell, NSW Maitland Grossman HS, 27.36; 6. Amanda McLean, NT St Phillips Coll, 27.89; 7. Sarah Manning, SA Colonel Light Gard. HS, 27.97; **Heat 3:** (w: 1.9) 1. Jacinta Doyle, NSW Endeavour Sp. HS, 26.12Q; 2. Mim Hill, VIC St Margarets, 26.30Q; 3. Angeline Blackburn, ACT Alfred Deakin HS, 26.79; 4. Ebony Gorincu, QLD John Paul Coll, 26.87; 5. Samara Coiro, NSW Santa Sabina, 27.42; 6. Ricquel Cole-Briston, NT Alawa PS, 27.83. **Final:** (w: 0.5) 1. Jacinta Doyle, NSW Endeavour Sp. HS, 25.98; 2. Kristen Andrews, NSW Mt St Patricks, 26.26; 3. Fiona Scholz, WA St Marys AGS, 26.28; 4. Mim Hill, VIC St Margarets, 26.44; 5. Clare Polkinghorne, QLD Lourdes Hill SHS, 26.49; 6. Larissa Perry, WA Woodvale SHS, 26.50; 7. Jamie Casaclang, NSW Cheltenham HS, 26.61; 8. Susie Knight, VIC Korowa Ang. Girls, 26.75.

**400 metres U14: Heat 1:** 1. Kristen Andrews, NSW Mt St Patricks, 1:00.15Q; 2. Angeline Blackburn, ACT Alfred Deakin HS, 1:00.33Q; 3. Kirralie Bell, NSW Maitland Grossman HS, 1:00.53q; 4. Carly Newman, VIC Hoppers Crossing SC, 1:01.05; 5. Georgina Porter, QLD Bris. Gram, 1:01.23; 6. Nicole Quinn, QLD Mansfield SHS, 1:01.24; 7. Jodie Dobson, QLD Highfields SHS, 1:04.40; **Heat 2:** 1. Karinna Fyfe, TAS Scotch Oakburn Coll, 59.23Q; 2. Renee Asonitis, NSW Roxy Hill HS, 59.60Q; 3. Courtney Guy, NSW Hunter Vall. Gram, 1:01.00; 4. Bree-Arnie McArdle, QLD St Peters Coll, 1:01.78; 5. Cody Phelan, VIC Williamstown SC, 1:02.10; 6. Chelsea Van Latham, QLD Glennie HS, 1:05.15; **Heat 3:** 1. Jacinta Doyle, NSW Endeavour Sp. HS, 58.42Q; 2. Jamie Casaclang, NSW Cheltenham HS, 59.49Q; 3. Imogen Russell, VIC Loreto Mand. Hall, 1:00.22q; 4. Daniela Weinreich, TAS St Patricks Coll, 1:01.62; 5. Casey Woodward, QLD St Andrews Luth. Coll, 1:02.45; 6. Jessica Homans, QLD All Saints, 1:03.05; 7. Alison Beard, WA John Wallaston, 1:07.23. **Final:** 1. Jacinta Doyle, NSW Endeavour Sp. HS, 58.37; 2. Jamie Casaclang, NSW Cheltenham HS, 58.51; 3. Karinna Fyfe, TAS Scotch Oakburn Coll, 58.83; 4. Renee Asonitis, NSW Roxy Hill HS, 59.30; 5. Kirralie Bell, NSW Maitland Grossman HS, 1:00.72; 6. Imogen Russell, VIC Loreto Mand. Hall, 1:01.04; 7. Kristen Andrews, NSW Mt St Patricks, 1:02.73; 8. Angeline Blackburn, ACT Alfred Deakin HS, 1:03.92.

**800 metres U14: Heat 1:** 1. Heidi Gregson, NSW Loreto Normanhurst, 2:20.12Q; 2. Elizabeth Colwell, QLD Mt St. Michaels, 2:20.33Q; 3. Sarah Lonsdale-Cooper, QLD Canterbury Coll, 2:24.96; 4. Tina Sherratt, NSW John Paul Coll Coffs, 2:26.50; 5. Zara Pike, QLD Kirwan SHS, 2:27.41; 6. Fallon Hooper, SA St Francis Xavier, 2:28.19; 7. Tenielle Woodward, WA Bunbury SHS, 2:29.05; **Heat 2:** 1. Bree-Arnie McArdle, QLD St Peters Coll, 2:20.07Q; 2. Karinna Fyfe, TAS Scotch Oakburn Coll, 2:20.10Q; 3. Genevieve Lacaze, QLD John Paul Coll, 2:20.25q; 4. Simone Boorn-Wells, VIC Mt Clear SC, 2:24.44; 5. Rachel Green, VIC Frankston SC, 2:26.76; 6. Samantha Lawrence, TAS Marist Reg. Coll, 2:28.51; 7. Kirralie Bell, NSW Maitland Grossman HS, 2:39.73; **Heat 3:** 1. Lexy Gilmour, NSW Heathcote HS, 2:17.78Q; 2. Renee Asonitis, NSW Roxy Hill HS, 2:19.15Q; 3. Renee Owen, VIC Frankston SC, 2:20.36q; 4. Jessica Homans, QLD All Saints, 2:22.08; 5. Katrina Harris, WA Allsaints Coll, 2:23.68; 6. Courtney Guy, NSW Hunter Vall. Gram, 2:25.88; 7. Elizabeth Clarke, TAS Scotch Oakburn Coll, 2:31.32; 8. Bethany Levett\*, SA Trinity Coll, 2:40.32. **Final:** 1. Lexy Gilmour, NSW Heathcote HS, 2:14.27; 2. Heidi Gregson, NSW Loreto Normanhurst, 2:16.04; 3. Elizabeth Colwell, QLD Mt St. Michaels, 2:16.90; 4. Renee Asonitis, NSW Roxy Hill HS, 2:17.95; 5. Genevieve Lacaze, QLD John Paul Coll, 2:18.40; 6. Karinna Fyfe, TAS Scotch Oakburn Coll, 2:18.52; 7. Renee Owen, VIC Frankston SC, 2:18.97; 8. Bree-Arnie McArdle, QLD St Peters Coll, 2:20.11.

## IGA Australian All Schools Athletics Championships (continued...) Domain Athletic Centre, Hobart, Tasmania - 5th-8th December 2002

**1500 metres U14:** 1. Lexy Gilmour, NSW Heathcote HS, 4:38.56; 2. Elizabeth Colwell, QLD Mt St. Michaels, 4:42.46; 3. Genevieve Lacaze, QLD John Paul Coll, 4:46.39; 4. Heidi Gregson, NSW Loreto Normanhurst, 4:50.06; 5. Rachel Green, VIC Frankston SC, 4:57.13; 6. Sarah Lonsdale-Cooper, QLD Canterbury Coll, 4:57.60; 7. Elizabeth Clarke, TAS Scotch Oakburn Coll, 4:59.18; 8. Megan Brooks, SA Burra HS, 4:59.80; 9. Katrina Harris, WA Allsaints Coll, 5:02.28; 10. Renee Owen, VIC Frankston SC, 5:02.61; 11. Tina Sherratt, NSW John Paul Coll Coffs, 5:05.37; 12. Jessica Rothwell, VIC Goulburn Vall. Gram, 5:05.94; 13. Jodie Dobson, QLD Highfields SHS, 5:07.41; 14. Simone Boorn-Wells, VIC Mt Clear SC, 5:09.96; 15. Kelsey Rau, VIC Mont Pellier, 5:12.22; 16. Bridey Delaney, NSW St Scholasticas Glebe, 5:14.45; 17. Samantha Lawrence, TAS Marist Reg. Coll, 5:15.42; 18. Jessica Homans, QLD All Saints, 5:15.65; 19. Fallon Hooper, SA St Francis Xavier, 5:19.59; Bree-Arne McArdle, QLD St Peters Coll, DNF.

**1500 metres Walk U14:** 1. Jessica Rothwell, VIC Goulburn Vall. Gram, 7:05.84; 2. Nicole Fagan\*, NSW Monte St Angelo, 7:11.75; 3. Cassandra Staples, NSW Macarthur Ang, 7:22.05; 4. Natasha Agius, NSW Emmaus Cath. Coll, 7:29.56; 5. Sarah Alexander, VIC Karingal Park SC, 7:34.36; 6. Lizzy Malcomson, TAS Fahan Sch, 7:36.45; 7. Katrina Biteznik, NSW Bev. Hills HS, 7:43.83; 8. Brooke Menary, QLD John Paul Coll, 7:46.72; 9. Amber Woodforth, QLD Mt Alvernia SHS, 7:48.29; 10. Zara Pike, QLD Kirwan SHS, 7:59.49; 11. Shannon Hayes, QLD Lourdes Hill SHS, 8:05.80; 12. Caitlin Worrall, ACT Melrose HS, 8:06.37; 13. Jessie Palfreyman, VIC Brid'water Loddon PS, 8:08.31; 14. Alison Beard, WA John Wallaston, 8:09.03; 15. Katrina Brieske, QLD Rosewood SHS, 8:12.54; 16. Gabrielle D'Agnone, WA St Munchings, 8:19.17; 17. Rebecca Adams, SA Walford HS, 8:28.92; 18. Caitlin Cashion, TAS Ogilvie, 8:41.71; Aimee Jones, NSW Christ. Cath. Roo. Hi. DQ.

**80 metres Hurdles U14: Heat 1:** (w: -0.9) 1. Clare Polkinghorne, QLD Lourdes Hill SHS, 12.85Q; 2. Courtney Crane, VIC Glen Waverley SC, 13.32Q; 3. Ebony Hateley, TAS Kings Meadows HS, 13.46q; 4. Stephanie Capper, QLD All Saints, 13.51; 5. Alison Beard, WA John Wallaston, 14.21; 6. Sandra Gilliman, QLD Sunshine Coast Gram., 14.27; 7. Megan Rutherford, QLD Bris. Gram, 16.24; **Heat 2:** (w: -3.5) 1. Ebony Gorincu, QLD John Paul Coll, 13.23Q; 2. Monique Booth, VIC Oberon SC, 13.30Q; 3. Jody Wynn, NSW Marian Coll, 13.31q; 4. Kelly Clement, SA St Marys Coll, 13.54; 5. Laura Emery, NSW Gloucester HS, 13.64; 6. Zoe Marsden-Youll, WA John Wallaston, 13.87; 7. Sheridan Seekamp, SA Pines PS, 14.44; **Heat 3:** (w: -0.5) 1. Jemma McDowell, VIC Thomas Carr Coll, 13.04Q; 2. Hannah Spicer, NSW Cumberland HS, 13.39Q; 3. Emily Purcell, VIC Korowa Ang. Girls, 13.52; 4. Cara Berry, NSW Westfields Sp. HS, 13.65; 5. Claire Wheaton, VIC Tintern Gram, 13.81; 6. Annabelle Fagan, TAS Ogilvie, 14.31; 7. Catherine Pearce, NSW Cherrybrook Tech. HS, 14.47. **Final:** (w: -1.1) 1. Clare Polkinghorne, QLD Lourdes Hill SHS, 12.60; 2. Jemma McDowell, VIC Thomas Carr Coll, 12.81; 3. Ebony Gorincu, QLD John Paul Coll, 12.89; 4. Monique Booth, VIC Oberon SC, 13.10; 5. Jody Wynn, NSW Marian Coll, 13.39; 6. Ebony Hateley, TAS Kings Meadows HS, 13.40; 7. Hannah Spicer, NSW Cumberland HS, 13.43; 8. Courtney Crane, VIC Glen Waverley SC, 24.57.

**4x100 metres Relay U14:** 1. New South Wales (Tahlia Bohadana, Kristen Andrews, Jamie Casaclang, Jacinta Doyle), 49.40; 2. Victoria (Emily Purcell, Mim Hill, Monique Chirgwin, Monique Booth), 50.44; 3. Tasmania (Kylie Parremore, Holly Baxter, Ebony Hateley, Daniela Weinreich), 51.11; 3. South Australia (Kelly Clement, Rosie Kelly, Jodie Monteodorisio, Sarah Manning), 51.11; Queensland (Clare Polkinghorne, Rachel Mulcahy, Bessie Hayes, Ebony Gorincu), DQ.

**High Jump U14:** 1. Katrina Wetzel, QLD St Peters Coll, 1.65m; 2. Trudy Thompson, NSW Gorokan HS, 1.62m; 3. Lauren O'Neill, NSW Mater Maria, 1.62m; 4. Natalie Brooker, QLD St. Michaels Coll, 1.62m; 5. Laura Emery, NSW Gloucester HS, 1.59m; 6. Emma South, NSW OLMC Parra., 1.56m; 7. Kelly Clement, SA St Marys Coll, 1.56m; 7. Rebecca Spring, QLD Toogoolawah SHS, 1.56m; 9. Stephanie Capper, QLD All Saints, 1.56m; 10. Brittany Pettitt, WA St Stephens, 1.53m; 10. Rhiannon Leake, VIC Shelford Girls, 1.53m; 12. Sage Greenwood, VIC Korowa Ang. Girls, 1.53m; 13. Meggan O'Riley, SA Kildare Coll, 1.53m; 14. Sheridan Seekamp, SA Pines PS, 1.53m; 15. Michelle Hunter, SA Henley HS, 1.50m; 16. Anastasia Havlat, ACT St Clares Coll, 1.50m; 16. Zoe Timmers, WA St Stephens, 1.50m; 18. Ashley McBurney, NSW McCarthy Cath. Coll, 1.50m; 19. Zara McDonald, QLD Proserpine SHS, 1.40m.

**Pole Vault U14:** 1. Vicky Parnov, WA Newborough PS, 3.40m; 2. Jeremy Gibbs, WA Newborough PS, 2.80m; 3. Jenny Sherwood, SA Trinity Coll, 2.50m; 4. Claire Wheaton, VIC Tintern Gram, 2.25m; 5. Leah Cooper, TAS Scotch Oakburn Coll, 2.10m.

**Long Jump U14:** 1. Stephanie Capper, QLD All Saints, 5.38m, w:1.7; 2. Jessica McKinnon, WA Leeming SHS, 5.31m, w:1.0; 3. Larissa Perry, WA Woodvale SHS, 5.19m, w:1.4; 4. Ebony Gorincu, QLD John Paul Coll, 5.16m, w:0.2; 5. Ebony Hateley, TAS Kings Meadows HS, 5.16m, w:2.8; 6. Jacinta Doyle, NSW Endeavour Sp. HS, 5.14m, w:-1.1; 7. Samantha Gagovska, VIC Taylors Lakes SC, 5.02m, w:-1.2; 8. Joanna Bromfield, VIC Flora Hill SC, 4.99m, w:2.9; 9. Amanda McLean, NT St Phillips Coll, 4.94m, w:0.1; 10. Meggan O'Riley, SA Kildare Coll, 4.90m, w:-0.6; 11. Kelli Lloyd, NSW Mt Austin HS, 4.71m, w:-0.5; 12. Amy McIlrick, ACT Daramalan Coll, 4.71m, w:1.0; 13. Kelly Clement, SA St Marys Coll, 4.65m, w:0.2; 14. Kylie Parremore, TAS Bridgewater HS, 4.48m, w:1.1; 15. Emma South, NSW OLMC Parra., 4.45m, w:0.9.

**Triple Jump U14:** 1. Meggan O'Riley, SA Kildare Coll, 11.12m, w:0.6; 2. Jessica McKinnon, WA Leeming SHS, 11.00m, w:2.0; 3. Samantha Gagovska, VIC Taylors Lakes SC, 10.99m, w:1.0; 4. Ashley McBurney, NSW McCarthy Cath. Coll, 10.70m, w:1.0; 5. Larissa Perry, WA Woodvale SHS, 10.65m, w:1.4; 6. Amy McIlrick, ACT Daramalan Coll, 10.49m, w:1.5; 7. Toni Cole, WA Ballajura Comm. Coll, 10.48m, w:0.8; 8. Joanna Bromfield, VIC Flora Hill SC, 10.43m, w:0.9; 9. Courtney Footman, VIC St Peters Coll, 10.42m, w:-0.8; 10. Amanda McLean, NT St Phillips Coll, 10.41m, w:1.9; 11. Daniela Weinreich, TAS St Patricks Coll, 9.98m, w:1.5; 12. Hayley Cook\*, QLD Calamvale Com. Coll, 9.83m, w:1.9; 13. Kate Shierlaw, SA Wadley HS, 9.54m, w:+0.0; 14. Aleesha Moles, TAS Ogilvie, 9.42m, w:1.0; 15. Angeline Blackburn, ACT Alfred Deakin HS, 9.38m, w:1.2.



**Shot Put U14:** 1. Vika Lolo, NSW Tempe HS, 13.89m; 2. Jasmine Trimble, NSW Bish. Tyrrell Ang., 13.66m; 3. Christie Chamberlain, NSW Westfields Sp. HS, 13.26m; 4. Catherine Spink, QLD Toowoomb. Christ. Coll, 12.77m; 5. Samara Coiro, NSW Santa Sabina, 12.63m; 6. Sarah Duncan, QLD Brisbane SHS, 12.53m; 7. Donna Breglia, WA Hamilton Hill SHS, 12.09m; 8. Jessica Mansell, NSW Endeavour Sp. HS, 11.84m; 9. Morgan Vosilla, NSW Hunter Sp. HS, 11.24m; 10. Taimie Maidla, NSW Broughton Ang., 10.97m; 11. Hayley Janssens, VIC Frankston SC, 10.88m; 12. Jodie Monteodorisio, SA Urrbrae HS, 10.82m; 13. Ebony Hateley, TAS Kings Meadows HS, 10.81m; 14. Carly Newman, VIC Hoppers Crossing SC, 10.71m; 15. Abby Hearnden, VIC Hoppers Crossing SC, 10.66m; 16. Kristina Hekeik\*, NSW Monte St Angelo, 10.36m; 17. Kerry Lomas, VIC Bellarine SC, 10.24m; 18. Danielle Devellerez, WA Morley SHS, 10.21m; 19. Jessica Homans, QLD All Saints, 9.98m; 20. Kate Shierlaw, SA Wilderness HS, 8.31m.

**Discus Throw U14:** 1. Morgan Vosilla, NSW Hunter Sp. HS, 38.63m; 2. Catherine Spink, QLD Toowoomb. Christ. Coll, 38.21m; 3. Jasmine Trimble, NSW Bish. Tyrrell Ang., 37.25m; 4. Christie Chamberlain, NSW Westfields Sp. HS, 35.02m; 5. Sarah Duncan, QLD Brisbane SHS, 34.54m; 6. Abby Hearnden, VIC Hoppers Crossing SC, 33.49m; 7. Jessica Mansell, NSW Endeavour Sp. HS, 33.38m; 8. Carly McGrath, NSW Belmont HS, 32.66m; 9. Sarah Anderson, QLD A B Paterson Coll, 31.07m; 10. Donna Breglia, WA Hamilton Hill SHS, 29.70m; 11. Danielle Devellerez, WA Morley SHS, 28.27m; 12. Adriana Michael\*, NSW Endeavour Sp. HS, 27.07m; 13. Vika Lolo, NSW Tempe HS, 26.97m; 14. Jodie Monteodorisio, SA Urrbrae HS, 24.95m; 15. Kate Shierlaw, SA Wilderness HS, 24.78m; Ebony Hateley, TAS Kings Meadows HS, FOUL; Hayley Janssens, VIC Frankston SC, FOUL.

**Javelin Throw U14: Group 1:** 1. Sarah Duncan, QLD Brisbane SHS, 38.51m; 2. Katherine Henley, QLD Nth Bchs SHS, 35.70m; 3. Carly Newman, VIC Hoppers Crossing SC, 35.04m; 4. Catherine Spink, QLD Toowoomb. Christ. Coll, 34.50m; 5. Madeline Press, VIC Beaconhills SC, 33.38m; 6. Lauren Griffiths-Lee, TAS Claremont HS, 32.46m; 7. Christie Chamberlain, NSW Westfields Sp. HS, 32.13m; 8. Ebony Hateley, TAS Kings Meadows HS, 31.72m; 9. Taimie Maidla, NSW Broughton Ang., 31.37m; 10. Claire Ward, SA Rosary HS, 30.85m; 11. Danielle Devellerez, WA Morley SHS, 30.31m; 12. Abby Hearnden, VIC Hoppers Crossing SC, 29.99m; 13. Carly McGrath, NSW Belmont HS, 29.20m;  
**Group 2:** 1. Kate Shierlaw, SA Wilderness HS, 8.59m; 2. Laura O'Dowd, QLD St Hildas HS, 37.57m; 3. Morgan Vosilla, NSW Hunter Sp. HS, 37.06m; 4. Hayley Cook, VIC Warrnambool SC, 35.96m; 5. Donna Breglia, WA Hamilton Hill SHS, 34.64m; 6. Carra Beames, ACT Canberra Gram, 34.43m; 7. Jasmine Trimble, NSW Bish. Tyrrell Ang., 33.54m; 8. Jessica Mansell, NSW Endeavour Sp. HS, 33.44m; 9. Shakira Winmar, VIC Ballarat SC, 30.85m; 10. Hayley Janssens, VIC Frankston SC, 28.35m; 11. Jo-Anne Verrall, QLD Boonah SHS, 27.00m; 12. Lara Huston, NSW Westfields Sp. HS, 26.28m; 13. Kelli Lloyd, NSW Mt Austin HS, 22.33m. **Final:** 1. Sarah Duncan, QLD Brisbane SHS, 42.74m; 2. Donna Breglia, WA Hamilton Hill SHS, 39.71m; 3. Kate Shierlaw, SA Wilderness HS, 39.48m; 4. Katherine Henley, QLD Nth Bchs SHS, 37.10m; 5. Carly Newman, VIC Hoppers Crossing SC, 36.73m; 6. Jessica Mansell, NSW Endeavour Sp. HS, 36.27m; 7. Catherine Spink, QLD Toowoomb. Christ. Coll, 35.30m; 8. Carra Beames, ACT Canberra Gram, 33.06m; 9. Morgan Vosilla, NSW Hunter Sp. HS, 32.92m; 10. Laura O'Dowd, QLD St Hildas HS, 32.43m; 11. Jasmine Trimble, NSW Bish. Tyrrell Ang., 32.40m; 12. Hayley Cook\*, QLD Calanvale Com. Coll, 30.00m.

## Men Under 20

**100 metres U20:** (w: -1.0) 1. Sam Brewer, QLD The Southport Sch, 11.09; 2. Matthew Chapple, NSW Knox Gram, 11.11; 3. Lane Harrison, VIC Ivanhoe Gram, 11.13; 4. John Jakeman, ACT Dickson Coll, 11.20; 5. Corwin Pusch, VIC Wesley Coll, 11.25; 6. Andrew Storer, WA Christchurch Gram, 11.41; 7. Jake Jervis-Bardy, SA Pembroke Coll, 11.44; 8. Simon Schuster, SA Faith Luth. Coll, 11.70.

**200 metres U20: Heat 1:** (w: 1.1) 1. Matthew Chapple, NSW Knox Gram, 22.44Q; 2. John Jakeman, ACT Dickson Coll, 22.50Q; 3. Nathan Oakes, NSW St Jos. Aberdeen, 22.68Q; 4. Samuel Laughlin, TAS Hobart Coll, 23.49; 5. Simon Schuster, SA Faith Luth. Coll, 23.55; Kristopher Neufyoutou, NSW Condell Park HS, DNF; **Heat 2:** (w: -0.4) 1. Sam Brewer, QLD The Southport Sch, 22.46Q; 2. Lane Harrison, VIC Ivanhoe Gram, 22.73Q; 3. Corwin Pusch, VIC Wesley Coll, 22.98Q; 4. Matthew Rickards\*, TAS Guilford Young Coll, 23.14Q; 5. Jake Jervis-Bardy, SA Pembroke Coll, 23.15Q; 6. Nic Davidson, TAS The Don Coll, 23.28. **Final:** (w: -3.4) 1. Sam Brewer, QLD The Southport Sch, 22.52; 2. Lane Harrison, VIC Ivanhoe Gram, 22.63; 3. Corwin Pusch, VIC Wesley Coll, 22.83; 4. John Jakeman, ACT Dickson Coll, 22.97; 5. Matthew Rickards\*, TAS Guilford Young Coll, 23.04; 6. Nathan Oakes, NSW St Jos. Aberdeen, 23.30; 7. Jake Jervis-Bardy, SA Pembroke Coll, 23.52; 8. Matthew Chapple, NSW Knox Gram, 23.61.

**400 metres U20: Heat 1:** 1. Nic Davidson, TAS The Don Coll, 49.13Q; 2. Damian Horan, VIC Bendigo Sen. SC, 49.68Q; 3. David Parker, QLD Aspley SHS, 50.17Q; 4. Grant Quick, NSW Gosford HS, 50.48Q; 5. Samuel Laughlin, TAS Hobart Coll, 51.03Q; 6. Charles Casey\*, QLD Ang. Church Gram, 51.67; 7. Joshua Brogan, NT Casuarina SC, 52.20; **Heat 2:** 1. Kristopher Neufyoutou, NSW Condell Park HS, 50.56Q; 2. Jim Isler, NSW Cherrybrook Tech. HS, 51.53Q; 3. Corwin Pusch, VIC Wesley Coll, 51.71Q; 4. Lane Harrison, VIC Ivanhoe Gram, 52.02; 5. John Jakeman, ACT Dickson Coll, 52.62; 6. Simon Schuster, SA Faith Luth. Coll, 52.93. **Final:** 1. Kristopher Neufyoutou, NSW Condell Park HS, 47.79; 2. Jim Isler, NSW Cherrybrook Tech. HS, 48.71; 3. Damian Horan, VIC Bendigo Sen. SC, 49.12; 4. Nic Davidson, TAS The Don Coll, 49.34; 5. David Parker, QLD Aspley SHS, 49.89; 6. Corwin Pusch, VIC Wesley Coll, 50.08; 7. Grant Quick, NSW Gosford HS, 50.23; 8. Samuel Laughlin, TAS Hobart Coll, 50.65.

**800 metres U20:** 1. Darren Williams, ACT Daramalan Coll, 1:54.88; 2. Anthony Burvill, VIC Ball - Barkly SC, 1:56.15; 3. Lachlan Aspinall, VIC Wesley Coll, 1:58.90; 4. Robert Killmire, SA Aberfoyle Park HS, 2:04.02.

**1500 metres U20:** 1. Lachlan Aspinall, VIC Wesley Coll, 4:13.52; 2. James Scarr, TAS Rosny Coll, 4:14.42; 3. Tim Mackiewicz, QLD Palm Bch Currin SHS, 4:24.56.

## IGA Australian All Schools Athletics Championships (continued...) Domain Athletic Centre, Hobart, Tasmania - 5th-8th December 2002

**5000 metres U20:** 1. Mark Shepherd, ACT The Canberra Coll, 15:51.88; 2. James Scarr, TAS Rosny Coll, 15:52.90; 3. Jeremy Fink, VIC Sacred Heart Kyn., 15:58.16; 4. Brian Lyons, TAS The Don Coll, 16:18.60; 5. Toby Medlin, SA Pembroke Coll, 16:33.04; Tim Mackiewicz, QLD Palm Beh Currim SHS, DNF.

**5000 metres Walk U20:** 1. Jared Tallent, VIC Ballarat SC, 21:23.67; 2. Adam Rutter, NSW Pennant Hills HS, 21:32.17; 3. Shaun Archer, ACT Narabundah Coll, 22:26.96; 4. Ashley Colquhoun, ACT MacKillop Coll, 23:15.50; 5. Aaron Mellor, NSW Westfields Sp. HS, 23:27.91; 6. Jamie Barnes, VIC Oberon SC, 23:45.00; 7. Aaron Humphrey, TAS Hobart Coll, 26:18.42; Scott Hemmings, QLD MacGregor SHS, DNF; Michael McCagh, WA Lockridge SHS, DQ; Glen Sellen, NSW Rooty Hill HS, DQ.

**110 metres Hurdles U20:** (w: -1.4) 1. Paul Stickler, NSW Westfields Sp. HS, 14.23; 2. Thomas Sullivan, VIC Norwood SC, 14.97; 3. Matthew Rickards\*, TAS Guilford Young Coll, 15.03; 4. Christopher Barakat, NSW St Pats Coll S'field, 15.35; 5. Matthew Chapple, NSW Knox Gram, 16.02.

**400 metres Hurdles U20:** 1. Matthew Rickards\*, TAS Guilford Young Coll, 54.44; 2. Nic Davidson, TAS The Don Coll, 54.47; 3. Brendon Corbett, QLD Toolooa SHS, 1:00.83; 4. Adam Bernard, VIC Carwatha Coll, 1:04.86.

**2000 metres Steeplechase U20:** 1. Mark Shepherd, ACT The Canberra Coll, 6:09.68; 2. Stephen Snowdon, WA Mandurah SHS, 6:17.45; 3. Craig Knowles, SA Pedare Christ. Coll, 6:26.73; 4. Toby Medlin, SA Pembroke Coll, 6:29.82; 5. Brendon Corbett, QLD Toolooa SHS, 6:51.04; 6. Brian Lyons, TAS The Don Coll, 7:05.95.

**4x100 metres Relay U20:** 1. New South Wales (Brett Robinson, Matthew Chapple, Henry Mitchell, Andrew Jharvery), 41.91; 2. Victoria (Corwin Pusch, Damian Horan, Lane Harrison, Thomas Sullivan), 42.10; 3. Queensland (Joshua Webb, Nicholas Boylett, David Parker, Grant Booker), 42.73; 4. Tasmania (Patrick Coleman\*, Matthew Rickards\*, Samuel Laughlin, Nic Davidson), 42.82; 5. South Australia (Jake Jarvis-Bardy, Adam Stewart, Heath Nankivell, Simon Schuster), 44.20.

**4x100 metres Relay Schools U20:** 1. NSW Westfields Sp. HS (Adam Stone, Paul Stickler, Robert Marks, Isaac Simon), 44.49; 2. TAS Hutchins (Wil Kay\*, Jonathan Haynes\*, Ben Groome, Matthew Drury\*), 44.64; 3. TAS Guilford Young Coll (Benjamin Purtell\*, Matthew Rickards\*, Heath Adams\*, Patrick Coleman\*), 44.66; 4. QLD John Paul Coll (Anthony McNamara\*, Christopher Holness, Michael MacNamara, Ezera Sykes\*), 45.32; 5. VIC Berwick SC (Ben Guerin\*, David Dickson, Eddy Tuitupou\*, Robert Vattovaz), 45.81; 6. TAS Newtown HS (Sam Bones\*, Bradley Rhodes\*, Damien Arnott, Luke Iles\*), 46.73; 7. VIC Caulfield Gram (Rory Sayers\*, Michael Bozini\*, Troy Duncan, Nathan Dux), 47.05.

**4x400 metres Relay U20:** 1. Victoria (Lane Harrison, Lachlan Aspinall, Damian Horan, Corwin Pusch), 3:19.38; 2. Tasmania (Samuel Laughlin, Nic Davidson, Sean Broadby, Matthew Rickards\*), 3:21.07; 3. Queensland (William Tobin, Charles Casey\*, David Parker, Gary Finegan), 3:23.01; 4. New South Wales (Andrew Jharvery, Troy Simpson, Robert Marks, Jim Isler), 3:23.69; 5. South Australia (Simon Schuster, Duncan Kimberlin, Jake Jarvis-Bardy, Adam Stewart), 3:34.15.

**High Jump U20:** 1. James Watson, NSW Barker Coll, 2.04m; 2. Daniel Lawton, NSW Forster HS, 2.00m; 3. Gerard Solden, NSW Syd. Gram, 1.95m; 4. James Dickson, QLD Bremner SHS, 1.90m; 5. Ben Rickards, TAS Mackillop Coll, 1.90m.

**Pole Vault U20:** 1. Stephen Cain, VIC St Kevins Coll, 4.20m; 2. Tim Pollard, VIC St Pat. Coll Ball, 4.20m; 3. Alexander Gerrard, SA Pembroke Coll, 3.80m; 3. Anthony Simons, SA Sacred Heart Coll, 3.80m; 5. Neil Joubert, VIC Eltham Coll, 3.80m; 6. Chris Lewis, NSW Tomaree Ed. Centre, 3.80m; 7. Ben Palise, QLD Cannon Hill Ang, 3.60m.

**Long Jump U20:** 1. Andrew Storer, WA Christchurch Gram, 6.91m, w:2.9; 2. Isaac Simon, NSW Westfields Sp. HS, 6.89m, w:0.5; 3. Bruce Kupfer, QLD St Jos. Greg. Tce, 6.79m, w:0.9; 4. Stephen Edwards, VIC Melb. High, 6.39m, w:-1.5; Geoff Davis, NSW Barker Coll, FOUL, w:NW1.

**Triple Jump U20:** 1. Geoff Davis, NSW Barker Coll, 14.73m, w:1.5; 2. Mark Howard, NSW St Augustines Coll, 14.32m, w:+0.0; 3. Paddy O'Donoghue, NSW St Johns Coll Dubbo, 14.02m, w:1.1; 4. Daniel Blades, QLD Harristown SHS, 13.97m, w:1.0; 5. Lance Faulkner, QLD Warwick SHS, 13.67m, w:0.9; 6. Stephen Edwards, VIC Melb. High, 12.91m, w:+0.0.

**Shot Put U20:** 1. Christopher Hanley, QLD Toowoomba Gram, 16.65m; 2. Rohan Edwards, NSW Elderslie HS, 16.02m; 3. Ryan Phillips, QLD Kings Coll, 15.79m; 4. Ben Blanchard, NSW St Marys Sen HS, 15.22m; 5. Sam Rowell, SA Woodcroft Coll, 15.02m.

**Discus Throw U20:** 1. Ben Blanchard, NSW St Marys Sen HS, 54.52m; 2. Grant Kraaymaat, QLD Oakey SHS, 47.89m; 3. George Gatenby, TAS Scotch Oakburn Coll, 42.45m; 4. Sam Rowell, SA Woodcroft Coll, 38.93m.

**Hammer Throw U20:** 1. Jarrod Stevens, SA Blackfriars Priory HS, 59.09m; 2. Simon Wardhaugh, QLD Helensvale SHS, 58.43m; 3. Rohan Edwards, NSW Elderslie HS, 55.74m; 4. Ben Blanchard, NSW St Marys Sen HS, 49.79m; 5. Tim Burow, QLD Rochdale SHS, 45.77m.

**Javelin Throw U20:** 1. Brett Castle, VIC Colac Coll, 65.25m; 2. Joshua Robinson, QLD Villanova Coll, 64.00m; 3. Jonathon Wynn, NSW Camden Haven HS, 55.94m; 4. Jon Lambert, QLD Toowoomba Gram, 55.78m; 5. Joseph Bakk, QLD Bowen SHS, 55.36m; 6. Brenden Hunter, QLD Gympie Shs, 53.87m; 7. Greg Small, QLD Ipswich Gram, 53.61m; 8. Matthew Millard, SA Kadina HS, 53.03m; 9. Jamie Staib, QLD Concordia Coll, 46.77m; 10. Bede Miller, TAS Guilford Young Coll, 44.31m; 11. Luke Meadows, SA Pembroke Coll, 43.42m.

**Decathlon U20:** 1. Stephen Cain, VIC St Kevins Coll, 7073; 2. Sean Broadby, TAS Elizabeth Coll, 6058; 3. Bruce Kupfer, QLD St Jos. Greg. Tce, 5747; 4. Franc Iglewski, NSW Parkes HS, 5546; 5. Nunu Campos, NSW Miller HS, 5120; 6. Duncan Kimberlin, SA Trinity Coll, 4756.

**Men Under 18**

**100 metres U18: Heat 1:** (w: 1.8) 1. Jacob Groth, NSW MacKillop Sen Coll, 10.79Q; 2. Paul Stickler, NSW Westfields Sp. HS, 11.07Q; 3. Matthew Davies, QLD Villanova Coll, 11.07q; 4. Nathan Dux, VIC Caulfield Gram, 11.12q; 5. Robbie James, SA Findon HS, 11.39; 6. Robert Marks, NSW Westfields Sp. HS, 11.48; **Heat 2:** (w: -0.7) 1. Stirling Wright, NSW Nth Syd. HS, 11.07Q; 2. Joseph Law, QLD Bris. Sch. of Dist Ed, 11.18Q; 3. Philip Georgiou, WA Hale Sch, 11.25; 4. Brett Robinson, NSW Cobar HS, 11.29; 5. Grant Booker, QLD Marist Bros. Ashgrove, 11.58; 6. Juan Goebel, QLD Ormiston Coll, 11.64; 7. Michael Bozin\*, VIC Caulfield Gram, 11.85; Andrew Jharvery, NSW Concord HS, DQ; **Heat 3:** (w: 1.9) 1. Luke Mansfield, QLD St Pat. Coll, 10.99Q; 2. Matt Lynch, NSW Erina HS, 11.17Q; 3. Ben Dyson, SA Brighton HS, 11.18; 4. Gary Finegan, QLD Sunnybank SHS, 11.20; 5. Adrian Mott, VIC St Bernards Coll, 11.27; 6. Nicholas Boylett, QLD St Laurences Coll, 11.38; 7. John Howe, TAS Hellyer Coll, 11.42. **Final:** (w: -2.4) 1. Jacob Groth, NSW MacKillop Sen Coll, 10.80; 2. Luke Mansfield, QLD St Pat. Coll, 11.08; 3. Paul Stickler, NSW Westfields Sp. HS, 11.15; 4. Matthew Davies, QLD Villanova Coll, 11.20; 5. Nathan Dux, VIC Caulfield Gram, 11.29; 6. Matt Lynch, NSW Erina HS, 11.33; 7. Stirling Wright, NSW Nth Syd. HS, 11.55.

**200 metres U18: Heat 1:** (w: 0.4) 1. Matthew Davies, QLD Villanova Coll, 22.45Q; 2. Henry Mitchell, NSW Knox Gram, 22.56Q; 3. Joseph Law, QLD Bris. Sch. of Dist Ed, 22.87; 4. Adam Stewart, SA Penola Area Sch, 23.06; 5. Thomas Sullivan, VIC Norwood SC, 23.15; 6. Wade Corkill, QLD Park Ridge SHS, 23.63; **Heat 2:** (w: -2.3) 1. Luke Mansfield, QLD St Pat. Coll, 22.07Q; 2. Westley Le Breux, NSW Freeman Cath. Coll, 22.66Q; 3. Nicholas Boylett, QLD St Laurences Coll, 22.74; 4. Brett Robinson, NSW Cobar HS, 23.02; 5. Matt Lynch, NSW Erina HS, 23.17; 6. Andrew Jharvery, NSW Concord HS, 23.24; 7. John Howe, TAS Hellyer Coll, 23.30; 8. Robert Marks, NSW Westfields Sp. HS, 23.53; **Heat 3:** (w: 1.5) 1. Jacob Groth, NSW MacKillop Sen Coll, 21.53Q; 2. Tom Williamson, VIC Thomas Carr Coll, 22.46Q; 3. Philip Georgiou, WA Hale Sch, 22.48q; 4. Adrian Mott, VIC St Bernards Coll, 22.63q; 5. Stirling Wright, NSW Nth Syd. HS, 22.79; 6. Darren Boulet, NSW Castle Hill HS, 23.06; 7. Juan Goebel, QLD Ormiston Coll, 23.08; 8. Stephen Myers, NSW Cherrybrook Tech. HS, 23.08. **Final:** (w: 1.0) 1. Jacob Groth, NSW MacKillop Sen Coll, 21.42; 2. Luke Mansfield, QLD St Pat. Coll, 21.66; 3. Tom Williamson, VIC Thomas Carr Coll, 22.02; 4. Matthew Davies, QLD Villanova Coll, 22.26; 5. Philip Georgiou, WA Hale Sch, 22.29; 6. Westley Le Breux, NSW Freeman Cath. Coll, 22.39; 7. Adrian Mott, VIC St Bernards Coll, 22.50; 8. Henry Mitchell, NSW Knox Gram, 22.81.

**400 metres U18: Heat 1:** 1. Tom Williamson, VIC Thomas Carr Coll, 49.34Q; 2. Cameron Hewitt, QLD Rockhampton Gram, 49.61Q; 3. Westley Le Breux, NSW Freeman Cath. Coll, 50.16q; 4. Ezera Sykes\*, QLD John Paul Coll, 50.21q; 5. Stephen Myers, NSW Cherrybrook Tech. HS, 50.68; 6. Gary Finegan, QLD Sunnybank SHS, 50.94; 7. Matthew Marlow, WA Swan Christ. Coll, 51.19; **Heat 2:** 1. Andrew Graham, NSW Menai HS, 49.57Q; 2. Sean Wroe, VIC St Michaels Coll, 49.78Q; 3. Alister Ross, QLD Ang. Church Gram, 50.32; 4. Michael Simon, WA Wesley Coll, 51.36; 5. Ned McLeod, VIC Brighton Gram, 52.53; 6. Andrew Bridson, VIC Vermont SC, 53.35; **Heat 3:** 1. Joshua Webb, QLD Ipswich Gram, 50.35Q; 2. Gavin Jeffries, NSW Junee HS, 50.81Q; 3. William Tobin, QLD Ang. Church Gram, 51.29; 4. Dan Mace, TAS Scotch Oakburn Coll, 51.54; Wade Corkill, QLD Park Ridge SHS, DQ; Heath Nankivell, SA Pembroke Coll, DQ. **Final:** 1. Sean Wroe, VIC St Michaels Coll, 48.60; 2. Tom Williamson, VIC Thomas Carr Coll, 48.82; 3. Joshua Webb, QLD Ipswich Gram, 48.86; 4. Andrew Graham, NSW Menai HS, 49.06; 5. Cameron Hewitt, QLD Rockhampton Gram, 50.09; 6. Ezera Sykes\*, QLD John Paul Coll, 50.34; 7. Westley Le Breux, NSW Freeman Cath. Coll, 50.53; 8. Gavin Jeffries, NSW Junee HS, 51.91.

**800 metres U18: Heat 1:** 1. Werner Botha, QLD Brisbane SHS, 1:55.90Q; 2. Cameron Hewitt, QLD Rockhampton Gram, 1:56.80Q; 3. Michael Simon, WA Wesley Coll, 1:57.11Q; 4. Joe Edgley, TAS Riverside HS, 1:57.26q; 5. Alister Ross, QLD Ang. Church Gram, 1:57.99q; 6. Benjamin Armstrong, VIC Carey Gram, 1:58.52; 7. Michael MacNamara, QLD John Paul Coll, 1:59.02; 8. Troy Simpson, NSW St Pats Sutherland, 2:00.75; 9. Benjamin MacNab, VIC McKinnon SC, 2:02.18; **Heat 2:** 1. Ross Ridgewell, NSW Mullumbimby HS, 1:57.96Q; 2. Michael Saunders, VIC Ivanhoe Gram, 1:58.21Q; 3. Tyson Mahon, VIC Christian Coll, 1:58.34Q; 4. David Harney, NSW Wyndham SC, 1:58.66; 5. Ashley Bacon, QLD Villanova Coll, 1:58.74; 6. Andrew Graham, NSW Menai HS, 1:59.14; 7. James Booth, QLD Ang. Church Gram, 1:59.78. **Final:** 1. Werner Botha, QLD Brisbane SHS, 1:51.81; 2. Ross Ridgewell, NSW Mullumbimby HS, 1:52.56; 3. Michael Saunders, VIC Ivanhoe Gram, 1:54.72; 4. Joe Edgley, TAS Riverside HS, 1:55.31; 5. Alister Ross, QLD Ang. Church Gram, 1:56.24; 6. Cameron Hewitt, QLD Rockhampton Gram, 2:00.91; 7. Michael Simon, WA Wesley Coll, 2:02.66; Tyson Mahon, VIC Christian Coll, DNF.

**1500 metres U18:** 1. Tyson Mahon, VIC Christian Coll, 4:02.87; 2. Ross Ridgewell, NSW Mullumbimby HS, 4:05.69; 3. Werner Botha, QLD Brisbane SHS, 4:05.91; 4. Jayden Russ, QLD Ang. Church Gram, 4:06.67; 5. Andrew White, VIC Koonung SC, 4:09.72; 6. Michael MacNamara, QLD John Paul Coll, 4:13.44; 7. David Harney, NSW Wyndham SC, 4:15.00; 8. Troy Simpson, NSW St Pats Sutherland, 4:16.19; 9. Simon Spry, SA Mercedes HS, 4:19.04; 10. Ashley Bacon, QLD Villanova Coll, 4:26.02.

**3000 metres U18:** 1. Jayden Russ, QLD Ang. Church Gram, 8:38.26; 2. Andrew White, VIC Koonung SC, 8:39.35; 3. Liam Adams, VIC Niddrie SC, 8:44.44; 4. Zane Holland, VIC Frankston SC, 8:49.72; 5. Sam Ellis, VIC Ballarat SC, 8:51.91; 6. Nicholas Davis, QLD Emmanuel Coll, 8:53.49; 7. Robert Killmier, SA Aberfoyle Park HS, 8:53.61; 8. Benjamin Toomey, VIC Vermont SC, 8:54.45; 9. Damien West, TAS Claremont HS, 8:55.37; 10. Jared Poppett, NSW Kiama HS, 8:57.33; 11. Peter Gajda, QLD Miami SHS, 8:58.98; 12. Daniel Clark, VIC Ivanhoe Gram, 9:00.53; 13. Thomas Do Cant, NSW Trinity Gram, 9:04.50; 14. Michael Hosking, ACT The Canberra Coll, 9:08.34; 15. Steven Arkinstat, QLD Merrimac SHS, 9:11.63; 16. Dylan Hill, TAS Queechy HS, 9:12.21; 17. Stephen Brown, NSW Keira Tech. HS, 9:13.74; 18. Cameron Walker, VIC Camberwell Gram, 9:21.80; 19. Liam Porter, QLD Ipswich Gram, 9:28.84; 20. Dane Vervey, VIC Haileybury Coll, 9:34.37; 21. Alex Redshaw, QLD St Jos. Greg. Tce, 9:37.36.

**3000 metres Walk U18:** 1. Adam Rutter, NSW Pennant Hills HS, 12:12.20; 2. Shaun Archer, ACT Narabundah Coll, 12:27.16; 3. Michael McCagh, WA Lockridge SHS, 12:59.27; 4. Ashley Colquhoun, ACT MacKillop Coll, 13:39.20; 5. Jamie Barnes, VIC Oberon SC, 13:46.34; 6. Glen Sellen, NSW Roosty Hill HS, 14:12.30; 7. Scott Hemmings, QLD MacGregor SHS, 14:21.62; 8. Blake Egerton, NSW St Dominics, 14:28.54; 9. Matthew Woods, QLD Laidley SHS, 14:49.16; 10. Aaron Humphrey, TAS Hobart Coll, 15:07.77; 11. David Stevenson, VIC St Pat. Coll Ball, 15:39.54; 12. Matt Harris, SA Norwood-Morialta HS, 16:20.03.



## IGA Australian All Schools Athletics Championships (continued...) Domain Athletic Centre, Hobart, Tasmania - 5th-8th December 2002

**110 metres Hurdles U18: Heat 1:** (w: -0.7) 1. Paul Stickler, NSW Westfields Sp. HS, 13.80Q; 2. Leigh Bennett, NSW Merewether HS, 14.90Q; 3. Dwain Weyers, QLD Trinity Coll, 14.97q; 4. Sam Powis, NSW Maitland Grossman HS, 15.40; 5. Simon Byrne, QLD Ipswich Gram, 15.42; 6. Aaron Wordley, VIC The Peninsula Sch, 15.68; 7. Jonathan Crawley, QLD Blackheath SHS, 15.98; 8. Jack Greenwood, NSW Knox Gram, 16.10; 9. Shane Lahey, QLD Nambour SHS, 16.14; Jamie Sayed, QLD Merrimac SHS, DQ; **Heat 2:** (w: -1.0) 1. Thomas Sullivan, VIC Norwood SC, 14.62Q; 2. Justin Merlino, NSW St Ignatius Riverview, 14.70Q; 3. Mark Hood, QLD Rockhampton Gram, 15.18q; 4. Adam Stone, NSW Westfields Sp. HS, 15.50; 5. James Dickson, QLD Bremmer SHS, 15.77; 6. Angus Rankin, NSW St Ignatius Riverview, 15.84; 7. Andrew Hayes, NSW The Kings Sch, 15.90; 8. James Roff, NSW Waverly Coll, 16.08; 9. Paul MacKinnon, QLD Nerang SHS, 17.12; **Heat 3:** (w: 0.7) 1. Ned McLeod, VIC Brighton Gram, 14.70Q; 2. James Thom, NSW Epping HS, 14.75Q; 3. Christopher Barakat, NSW St Pats Coll S'field, 14.77q; 4. Kyle Rasti, VIC Rowville SC, 14.88q; 5. Chris Johnson, WA Lockridge SHS, 15.51; 5. Asher James, SA Cornerstone HS, 15.51; 7. Luke Webster, QLD Grace Luth., 15.54; 8. Tristan Thomas, TAS St Virgils, 15.81; 9. Alastair Blaine\*, TAS Newtown HS, 16.14. **Final:** (w: -3.9) 1. Paul Stickler, NSW Westfields Sp. HS, 13.87; 2. Thomas Sullivan, VIC Norwood SC, 14.50; 3. Justin Merlino, NSW St Ignatius Riverview, 14.69; 4. Christopher Barakat, NSW St Pats Coll S'field, 14.86; 5. Ned McLeod, VIC Brighton Gram, 14.97; 6. Dwain Weyers, QLD Trinity Coll, 15.00; 7. Leigh Bennett, NSW Merewether HS, 15.09; 8. Kyle Rasti, VIC Rowville SC, 15.35; 9. James Thom, NSW Epping HS, 15.49.

**400 metres Hurdles U18: Heat 1:** 1. Jason Graham, VIC Bellarine SC, 57.01Q; 2. Leigh Bennett, NSW Merewether HS, 57.59Q; 3. Michael Cleland, SA St Peters Coll, 58.24; 4. Daniel Gardner, QLD Alex. Hills SHS, 58.55; 5. Joshua West, QLD Wilsonton Coll, 59.51; 6. Alastair Blaine\*, TAS Newtown HS, 59.69; 7. Matthew Harvey, VIC St Johns Reg., 1:01.27; **Heat 2:** 1. Matthew Marlow, WA Swan Christ. Coll, 55.06Q; 2. Tristan Thomas, TAS St Virgils, 55.90Q; 3. James Roff, NSW Waverly Coll, 57.54q; 4. Timothy Baxter, VIC Wesley Coll, 58.19; 5. Asher James, SA Cornerstone HS, 1:00.70; 6. Anthony McNamara\*, QLD John Paul Coll, 1:02.57; 7. Nunu Campos, NSW Miller HS, 1:10.01; **Heat 3:** 1. Joshua Webb, QLD Ipswich Gram, 54.69Q; 2. Ned McLeod, VIC Brighton Gram, 54.99Q; 3. Robert Vattovaz, VIC Berwick SC, 55.27q; 4. David Dickson, VIC Berwick SC, 57.73; 5. Felipe DE Castro Cruz, WA Sacred Heart Coll, 58.09; 6. Adam Stone, NSW Westfields Sp. HS, 59.64; 7. Joseph Cummins, NSW MacKillop Sen Coll, 1:00.29; 8. Sam Powis, NSW Maitland Grossman HS, 1:00.76. **Final:** 1. Joshua Webb, QLD Ipswich Gram, 52.39; 2. Matthew Marlow, WA Swan Christ. Coll, 53.96; 3. Robert Vattovaz, VIC Berwick SC, 54.88; 4. Ned McLeod, VIC Brighton Gram, 55.76; 5. Leigh Bennett, NSW Merewether HS, 56.04; 6. Tristan Thomas, TAS St Virgils, 56.21; 7. James Roff, NSW Waverly Coll, 58.88; 8. Jason Graham, VIC Bellarine SC, 1:01.92.

**2000 metres Steeplechase U18:** 1. Jayden Russ, QLD Ang. Church Gram, 6:06.04; 2. Zane Holland, VIC Frankston SC, 6:09.12; 3. Stephen Snowdon, WA Mandurah SHS, 6:13.02; 4. Luke Swenson, QLD John Paul Coll, 6:15.95; 5. Joseph Hargreaves, QLD Ipswich Gram, 6:17.61; 6. Michael Hosking, ACT The Canberra Coll, 6:18.02; 7. Craig Knowles, SA Pedare Christ. Coll, 6:18.12; 8. Dylan Hill, TAS Queechey HS, 6:18.21; 9. Robert Boadle, VIC St Pat. Coll Ball, 6:18.55; 10. Simon Spry, SA Mercedes HS, 6:19.98; 11. Stephen Brown, NSW Keira Tech. HS, 6:20.96; 12. Peter Gajda, QLD Miami SHS, 6:21.04; 13. Thomas Do Canto, NSW Trinity Gram, 6:24.65; 14. Steven Arkinwall, QLD Merrimac SHS, 6:32.74; 15. Matthew Russell, NSW Westfields Sp. HS, 6:36.11; 16. Liam Porter, QLD Ipswich Gram, 6:39.29; 17. Owen Williams, SA Millicent HS, 6:44.15; 18. Aidan Hobbs, NSW Westfields Sp. HS, 6:53.08; 19. Aaron Howlett, VIC Frankston SC, 7:01.92.

**4x100 metres Relay U18:** 1. Queensland (Luke Mansfield, Joseph Law, Gary Finegan, Matthew Davies), 41.95; 2. Victoria (Tom Williamson, Adrian Mott, Matthew Harvey, Nathan Dux), 42.86; 3. Western Australia (Christopher Matthees, Chris Johnson, Philip Georgiou, Andrew Storer), 43.52; 4. Tasmania (Tristan Thomas, Joe Edgley, Alastair Blaine\*, Dan Mace), 44.60; South Australia (Michael Cleland, Robbie James, Asher James, Ben Dyson), DNF; New South Wales (Stirling Wright, Jacob Groth, Matt Lynch, Paul Stickler), DQ.

**4x400 metres Relay U18:** 1. Queensland (Joshua Webb, Cameron Hewitt, Alister Ross, Werner Botha), 3:16.41; 2. New South Wales (Paul Stickler, Lachlan Renshaw, Andrew Graham, Westley Le Breux), 3:23.69; 3. Victoria (Sean Wroe, Zane Holland, Tom Williamson, Michael Saunders), 3:24.03; 4. Western Australia (Chris Johnson, Felipe DE Castro Cruz, Matthew Marlow, Michael Simon), 3:26.77; 5. Tasmania (Tristan Thomas, Joe Edgley, Alastair Blaine\*, Dan Mace), 3:28.32; 6. South Australia (Michael Cleland, Craig Knowles, Heath Nankivell, Ben Rogers), 3:33.92.

**High Jump U18:** 1. James Watson, NSW Barker Coll, 2.08m; 2. David Baskin, VIC Western Heights SC, 2.08m; 3. James Dickson, QLD Bremmer SHS, 1.99m; 4. Hamish Perrett, QLD St Peters Coll, 1.99m; 5. Daniel Lawton, NSW Forster HS, 1.99m; 6. Nate Roffey, QLD Iona Coll, 1.95m; 6. Gerard Solden, NSW Syd. Gram, 1.95m; 8. Andrew Easton, QLD Ferny Grove SHS, 1.95m; 9. Robbie James, SA Findon HS, 1.90m; 9. Kyle Rasti, VIC Rowville SC, 1.90m; 11. Sean Hobson, QLD Nth Bundaberg SHS, 1.90m; 12. Robert Cracknell, TAS Hobart Coll, 1.85m; 13. Patrick Midson, TAS Guilford Young Coll, 1.85m.

**Pole Vault U18:** 1. Anthony Simons, SA Sacred Heart Coll, 4.00m; 2. Tim Pollard, VIC St Pat. Coll Ball, 4.00m; 3. Alexander Gerrard, SA Pembroke Coll, 3.85m; 4. Phillip Tracey, NSW Callaghan Coll Jesm., 3.85m; 5. Neil Joubert, VIC Eltham Coll, 3.85m; 6. Lindsay Pye\*, NSW Westfields Sp. HS, 3.70m; 7. Ben Palise, QLD Cannon Hill Ang, 3.50m; 7. Timothy Lewis, NSW Tomaree Ed. Centre, 3.50m; 9. Rohan Horne, TAS Launceston Coll, 3.30m; 10. David Muller, QLD Maryborough SHS, 3.10m; 12. Kieran Newbold, SA St Peters Coll, NH.

**Long Jump U18:** 1. Patrick Coleman\*, TAS Guilford Young Coll, 7.16m, w:3.3; 2. Christopher Barakat, NSW St Pats Coll S'field, 7.04m, w:2.3; 3. Andrew Easton, QLD Ferny Grove SHS, 6.93m, w:2.0; 4. Darren Boulet, NSW Castle Hill HS, 6.86m, w:0.1; 5. Chris Noffke, QLD Good Shep. Luth. Coll, 6.85m, w:1.5; 6. Andrew Storer, WA Christchurch Gram, 6.77m, w:0.2; 7. James Murphy, QLD Pimlico SHS, 6.72m, w:2.8; 8. Eddy Tuitipou\*, VIC Berwick SC, 6.43m, w:2.5; 9. Matt Lynch, NSW Erina HS, 6.42m, w:2.0; 10. Mark Morgan, WA Hale Sch, 6.41m, w:0.8; 11. Adam Rabone, VIC Wesley Coll, 6.38m, w:0.2; 12. Isaac Simon, NSW Westfields Sp. HS, 6.33m, w:-1.2; 13. Brock Rabba, QLD Bris. Coll, 6.32m, w:-0.7; 14. Brendan Kimber, VIC Berwick SC, 6.06m, w:2.3.

**Triple Jump U18:** 1. Patrick Coleman\*, TAS Guilford Young Coll, 14.61m, w:+0.0; 2. Paddy O'Donoghue, NSW St Johns Coll Dubbo, 14.43m, w:-0.9; 3. Darren Boulet, NSW Castle Hill HS, 14.24m, w:+0.0; 4. Mark Howard, NSW St Augustines Coll, 14.11m, w:-0.4; 5. Hamish Perrett, QLD St Peters Coll, 13.90m, w:-1.1; 6. Wally Meekein, WA Geraldton SC, 13.76m, w:-0.6; 7. Taichi Hoshino, NSW Nth Syd. HS, 13.75m, w:-1.0; 8. Mark Morgan, WA Hale Sch, 13.67m, w:-0.6; 9. James Murphy, QLD Pimlico SHS, 13.13m, w:0.8; 10. Lance Faulkner, QLD Warwick SHS, 13.11m, w:-1.0; 11. Kyle Rasti, VIC Rowville SC, 13.06m, w:0.8; 12. Matthew Okine, QLD Brisbane SHS, 12.87m, w:-1.1; 13. Adam Rabone, VIC Wesley Coll, 12.77m, w:-1.2; 14. Daniel Lawton, NSW Forster HS, 12.76m, w:-2.3; 15. Rory Sayers\*, VIC Caulfield Gram, 12.21m, w:1.6; 16. Daniel DeVries\*, QLD John Paul Coll, 11.49m, w:+0.0; Dwain Weyers, QLD Trinity Coll, FOUL, w:NWI.

**Shot Put U18:** 1. Raff Laurins, VIC Lavalla Cath. Coll, 19.27m; 2. Christopher Hanley, QLD Toowoomba Gram, 18.66m; 3. Ryan Phillips, QLD Kings Coll, 17.65m; 4. Rohan Edwards, NSW Elderslie HS, 16.79m; 5. Gregory Koliopoulos, NSW Westfields Sp. HS, 16.50m; 6. Sam Rowell, SA Woodcroft Coll, 15.92m; 7. Simon Wardhaugh, QLD Helensvale SHS, 15.81m; 8. Sean Baker, QLD Cavendish Rd SHS, 15.59m; 9. Joshua Robinson, QLD Villanova Coll, 15.59m; 10. Gregory Smith-O'Neill, NSW Kinross Wolaroi, 15.38m; 11. Nicholas Kipriotis, NSW Syd. Tech. HS Bexley, 15.35m; 12. Dorian Kipriotis, NSW Marist Coll Kogarah, 15.34m; 13. Alexander Testa, NSW St Ignatius Riverview, 15.11m; 14. Daniel Farrell, NSW Knox Gram, 14.60m; 15. Ben Barnes, NT Katherine HS, 14.23m; 16. Bradley Lowe, NSW Westfields Sp. HS, 13.20m; Mark Morgan, WA Hale Sch, FOUL.

**Discus Throw U18:** 1. Raff Laurins, VIC Lavalla Cath. Coll, 57.50m; 2. Grant Kraaymaat, QLD Oakey SHS, 53.60m; 3. Christopher Forth, NSW Cranebrook HS, 49.28m; 4. Jon Lambert, QLD Toowoomba Gram, 49.09m; 5. Simon Wardhaugh, QLD Helensvale SHS, 47.86m; 6. Sean Baker, QLD Cavendish Rd SHS, 47.51m; 7. Nicholas Kipriotis, NSW Syd. Tech. HS Bexley, 46.78m; 8. Dorian Kipriotis, NSW Marist Coll Kogarah, 45.90m; 9. George Gatenby, TAS Scotch Oakburn Coll, 45.75m; 10. Ryan Phillips, QLD Kings Coll, 44.52m; 11. Tim Burow, QLD Rochdale SHS, 44.21m; 12. Ben Barnes, NT Katherine HS, 42.24m; Robert Cracknell, TAS Hobart Coll, FOUL.

**Hammer Throw U18:** 1. Jarrod Stevens, SA Blackfriars Priory HS, 63.25m; 2. Simon Wardhaugh, QLD Helensvale SHS, 62.07m; 3. Rohan Edwards, NSW Elderslie HS, 61.63m; 4. Tim Burow, QLD Rochdale SHS, 54.71m; 5. Bradley Lowe, NSW Westfields Sp. HS, 53.45m; 6. George Gatenby, TAS Scotch Oakburn Coll, 51.93m; 7. Sam Rowell, SA Woodcroft Coll, 47.84m; 8. Trent Hobbs, NSW Westfields Sp. HS, 46.84m; 9. Dwain Weyers, QLD Trinity Coll, 45.53m; 10. Raff Laurins, VIC Lavalla Cath. Coll, 44.83m; 11. Nick Gregson, SA Trinity Coll, 44.79m; 12. Gary Blunt, QLD Bowen SHS, 36.08m; Ben Barnes, NT Katherine HS, FOUL.

**Javelin Throw U18:** 1. Joshua Robinson, QLD Villanova Coll, 70.31m; 2. Jonathon Wynn, NSW Camden Haven HS, 65.31m; 3. Jon Lambert, QLD Toowoomba Gram, 61.22m; 4. Toby Fawson, QLD The Southport Sch, 59.68m; 5. Gary Blunt, QLD Bowen SHS, 58.69m; 6. Greg Small, QLD Ipswich Gram, 56.96m; 7. Phillip Tracey, NSW Callaghan Coll Jesm, 56.04m; 8. Tim Burow, QLD Rochdale SHS, 54.34m; 9. Jamie Foskett, TAS Launceston Ch. Gram, 49.66m; 10. Raff Laurins, VIC Lavalla Cath. Coll, 48.95m; 11. Brock Rabba, QLD Bris. Coll, 44.01m; 12. Luke Meadows, SA Pembroke Coll, 43.78m; 13. Mark Jordan\*, QLD John Paul Coll, 43.21m; 14. Matthew Millard, SA Kadina HS, 41.69m; 15. Robert Cracknell, TAS Hobart Coll, 34.79m; 16. Tim Livingstone, VIC Berwick SC, 26.92m.

## Men Under 16

**100 metres U16: Heat 1:** (w:-0.6) 1. Owen Martin, NSW Central Coast Gram, 11.21Q; 2. Todd Bateman, SA Immanuel Coll, 11.30Q; 3. Duan Daley, NSW West Wallsend HS, 11.45q; 4. Mitchell Watt, QLD Bris. Coll, 11.51; 5. Chris Costanzo, VIC Karingal Park SC, 11.52; 6. Ben Matterson, NSW Hunter Sp. HS, 11.62; 7. Timothy Manns, NSW Mt Carmel HS, 11.72; 8. Ryan Smith\*, SA Trinity Coll, 12.47; 9. Innes McPhail\*, SA Trinity Coll, 12.94; **Heat 2:** (w: 1.4) 1. Brett Stapleton, QLD Toowoomba Gram, 11.26Q; 2. Nathan Bates, NSW Parram. Marist, 11.36Q; 3. Andre Gianfagna, VIC Ivanhoe Gram, 11.42q; 4. Ben Madden, VIC Penleigh & Ess. Gram, 11.43q; 5. Matt Carter, VIC The Peninsula Sch, 11.52; 6. Ken Bridger, QLD Bris. Gram, 11.56; 7. Lucas Mata, WA Hale Sch, 11.67; 8. Bradley Ellis, NSW Endeavour Sp. HS, 11.69; 9. Sam Brown\*, QLD St Joes. Greg. Tce, 12.02; **Heat 3:** (w:-0.4) 1. Brandon Galic, ACT St Edmunds Coll, 11.04Q; 2. Stephen Shepperd, ACT Canberra HS, 11.48Q; 3. Luke Vaessen, TAS Exeter HS, 11.68; 4. Shane Riley, WA John Forrest SHS, 11.71; 5. Nick Bennett, QLD Bris. Coll, 11.74; 6. Jordan Reis, ACT Belconnen HS, 11.75; 7. Samuel Stubbs, TAS Ulverstone HS, 12.19; 8. George Bardin\*, VIC Caulfield Gram, 12.30. **Final:** (w: 1.0) 1. Brandon Galic, ACT St Edmunds Coll, 10.95; 2. Owen Martin, NSW Central Coast Gram, 11.03; 3. Brett Stapleton, QLD Toowoomba Gram, 11.19; 4. Todd Bateman, SA Immanuel Coll, 11.27; 5. Ben Madden, VIC Penleigh & Ess. Gram, 11.41; 6. Duan Daley, NSW West Wallsend HS, 11.42; 7. Nathan Bates, NSW Parram. Marist, 11.42; 8. Andre Gianfagna, VIC Ivanhoe Gram, 11.46; 9. Stephen Shepperd, ACT Canberra HS, 11.47.

**200 metres U16: Heat 1:** (w: 0.5) 1. Brett Stapleton, QLD Toowoomba Gram, 23.38Q; 2. Luke Vaessen, TAS Exeter HS, 23.50Q; 3. Duan Daley, NSW West Wallsend HS, 23.65; 4. Tom James, NSW St Pauls Port Macq, 23.71; 5. Bradley Ellis, NSW Endeavour Sp. HS, 23.95; 6. Thomas Lambert, SA Prince Alfred Coll, 24.62; **Heat 2:** (w:-0.6) 1. Brandon Galic, ACT St Edmunds Coll, 22.27Q; 2. Todd Bateman, SA Immanuel Coll, 22.69Q; 3. Nathan Bates, NSW Parram. Marist, 23.24; 4. Michael Kleinau, QLD Ipswich Gram, 23.53; 5. Sam Voss, NSW Xavier Albury, 23.67; 6. Charles Niles\*, VIC Melb. High, 23.86; 7. Jack Keatinge\*, QLD St Jos. Greg. Tce, 24.26; **Heat 3:** (w:-0.6) 1. Stephen Shepperd, ACT Canberra HS, 22.67Q; 2. Owen Martin, NSW Central Coast Gram, 22.68Q; 3. Chris Costanzo, VIC Karingal Park SC, 23.13q; 4. Andre Gianfagna, VIC Ivanhoe Gram, 23.14q; 5. Shane Riley, WA John Forrest SHS, 23.60; 6. Jared Sheppard, TAS Hutchins, 23.82; 7. Clinton Benjamin, WA Hale Sch, 23.88. **Final:** (w:-3.8) 1. Brandon Galic, ACT St Edmunds Coll, 22.42; 2. Owen Martin, NSW Central Coast Gram, 23.01; 3. Stephen Shepperd, ACT Canberra HS, 23.08; 4. Brett Stapleton, QLD Toowoomba Gram, 23.17; 5. Todd Bateman, SA Immanuel Coll, 23.31; 6. Chris Costanzo, VIC Karingal Park SC, 23.50; 7. Andre Gianfagna, VIC Ivanhoe Gram, 23.56; 8. Luke Vaessen, TAS Exeter HS, 23.86.

## IGA Australian All Schools Athletics Championships (continued...) Domain Athletic Centre, Hobart, Tasmania - 5th-8th December 2002

**400 metres U16: Heat 1:** 1. Brett Stapleton, QLD Toowoomba Gram, 52.19Q; 2. Lachlan Renshaw, NSW Syd. Gram, 52.77Q; 3. Gavin Mace, TAS Scotch Oakburn Coll, 53.80; 4. Ben Montgomery, NSW Kooraling HS, 54.35; 5. Jace Bode, SA Putteney Gram, 54.99; 6. Ian Cayzer\*, TAS Hutchins, 55.58; **Heat 2:** 1. Mitchell Hibbens, NSW Tumut HS, 51.51Q; 2. Sam Voss, NSW Xavier Albury, 51.69Q; 3. Rhys Thumbadoo, NSW Balgowlah HS, 52.10q; 4. Morgan Duncan, NSW Waverly Coll, 52.45; 5. Jared Sheppard, TAS Hutchins, 53.59; 6. Felipe DE Castro Cruz, WA Sacred Heart Coll, 53.60; 7. Jackson Darby, QLD St Jos. Greg. Tce, 53.60; **Heat 3:** 1. Joshua Schmidt\*, VIC Caulfield Gram, 51.67Q; 2. Alex Clifton-Jones, QLD Bris. Gram, 51.91Q; 3. Tristan Garrett, NSW Waverly Coll, 51.97q; 4. Stuart Graham, NSW Menai HS, 52.15; 5. Sean Hennessy\*, QLD St Jos. Greg. Tce, 52.83; 6. Paul Mellers, QLD Bris. Coll, 53.00; 7. David Goodwin, VIC Kingswood Coll, 54.29  
**Final:** 1. Lachlan Renshaw, NSW Syd. Gram, 50.25; 2. Joshua Schmidt\*, VIC Caulfield Gram, 50.32; 3. Alex Clifton-Jones, QLD Bris. Gram, 50.43; 4. Mitchell Hibbens, NSW Tumut HS, 50.79; 5. Sam Voss, NSW Xavier Albury, 51.02; 6. Tristan Garrett, NSW Waverly Coll, 51.02; 7. Brett Stapleton, QLD Toowoomba Gram, 51.09; 8. Rhys Thumbadoo, NSW Balgowlah HS, 52.54.

**800 metres U16: Heat 1:** 1. Stuart Graham, NSW Menai HS, 1:59.89Q; 2. Ben Rogers, SA Trinity Coll, 2:00.03Q; 3. Mitchell Hibbens, NSW Tumut HS, 2:00.67q; 4. Jackson Darby, QLD St Jos. Greg. Tce, 2:02.28; 5. Morgan Duncan, NSW Waverly Coll, 2:03.11; 6. Sam Lynch, TAS Deloraine HS, 2:03.43; 7. Brendan Kruger, QLD Ang. Church Gram, 2:06.99; 8. Leo Ashburn, QLD Brisbane SHS, 2:07.02; 9. Scott Tomlinson, ACT St Francis Xav. Coll, 2:08.44; 10. Joel Allwright\*, SA Trinity Coll, 2:25.66; **Heat 2:** 1. Lachlan Renshaw, NSW Syd. Gram, 2:00.49Q; 2. Dane Frey, VIC Frankston SC, 2:01.78Q; 3. Nick Freeman, NSW Terrigal HS, 2:03.04; 4. Gavin Mace, TAS Scotch Oakburn Coll, 2:03.38; 5. Matthew Wong, WA Leeming SHS, 2:04.13; 6. Alex Carder, ACT Radford Coll, 2:06.04; 7. Adam Carlton, QLD Bris. Coll, 2:08.96; 8. Adrian Hart, QLD Ipswich Gram, 2:09.01; 9. Andrew Philp, QLD Beaudesert SHS, 2:14.64; **Heat 3:** 1. Adam Graham, QLD Iona Coll, 1:59.04Q; 2. Michael Keenan, VIC Caulfield Gram, 1:59.41Q; 3. Patrick Beck, WA John XXIII Coll, 2:00.49q; 4. Shannon Delaney, NSW Marist Coll Kogarah, 2:01.35q; 5. Dujon Fuzzard, VIC Girton Gram, 2:03.06; 6. Mark Schofield, QLD Villanova Coll, 2:03.83; 7. Morgan Weber, QLD Clairvaux McKillop, 2:03.87; 8. Tom Rischbieth, SA St Peters Coll, 2:04.87; 9. Scott Atkinson, QLD Emmaus Coll, 2:06.75; 10. Rudi Chalustowski, QLD Carmel Coll Thornl, 2:06.97  
**Final:** 1. Adam Graham, QLD Iona Coll, 1:58.39; 2. Lachlan Renshaw, NSW Syd. Gram, 1:58.56; 3. Michael Keenan, VIC Caulfield Gram, 1:59.16; 4. Stuart Graham, NSW Menai HS, 1:59.81; 5. Ben Rogers, SA Trinity Coll, 2:00.20; 6. Dane Frey, VIC Frankston SC, 2:01.81; 7. Patrick Beck, WA John XXIII Coll, 2:02.21; 8. Shannon Delaney, NSW Marist Coll Kogarah, 2:03.25; 9. Mitchell Hibbens, NSW Tumut HS, 2:04.88.

**1500 metres U16:** 1. James Matthews, NSW Concord HS, 4:02.85; 2. Dane Frey, VIC Frankston SC, 4:05.48; 3. Adam Graham, QLD Iona Coll, 4:06.89; 4. Brenton Rowe, VIC Monivae Coll, 4:07.64; 5. Scott Vance, VIC The Peninsula Sch, 4:12.15; 6. Michael Keenan, VIC Caulfield Gram, 4:12.23; 7. Ryan Thierry, QLD Redlands Coll, 4:13.13; 8. Tom Rischbieth, SA St Peters Coll, 4:13.40; 9. Patrick Beck, WA John XXIII Coll, 4:15.82; 10. Sam Lynch, TAS Deloraine HS, 4:17.89; 11. Hayden Butt, TAS Prospect HS, 4:22.33; 12. Julian Lennon, WA Hale Sch, 4:27.22; 13. Alex Carder, ACT Radford Coll, 4:30.03; 14. Samuel Morey, TAS St Virgils, 4:42.66.

**3000 metres U16:** 1. James Matthews, NSW Concord HS, 8:41.55; 2. Scott Vance, VIC The Peninsula Sch, 8:56.81; 3. Brenton Rowe, VIC Monivae Coll, 8:59.87; 4. Ryan Thierry, QLD Redlands Coll, 9:05.62; 5. Timothy George, QLD Sunshine Coast Gram, 9:07.86; 6. Julian Lennon, WA Hale Sch, 9:09.73; 7. Keegan Urry, QLD St Stephens Coll, 9:18.19; 8. Steven Pascoe, QLD Cleveland SHS, 9:22.18; 9. Jacob Henshall, QLD Palm Beach Currim SHS, 9:23.80; 10. Hayden Butt, TAS Prospect HS, 9:25.00; 11. Shannon Delaney, NSW Marist Coll Kogarah, 9:48.02; 12. Dane Fenton, TAS St Patricks Coll, 10:02.86.

**1500 metres Walk U16:** 1. Glen Sellen, NSW Rooty Hill HS, 6:36.26; 2. Phillip Hemsworth, QLD Mansfield SHS, 6:48.61; 3. Blake Egelton, NSW St Dominics, 6:54.36; 4. Ian Rayson, NSW Gosford HS, 7:01.15; 5. Brendan Longman, WA Trinity Coll, 7:03.27; 6. Gregorz Wolozczak, SA Thomas More Coll, 7:05.91; 7. Tim Stevenson, VIC St Pat. Coll Ball, 7:06.86; 8. Benjamin Cleasby, WA Mt Lawley SHS, 7:14.44; 9. Nicholas Weldon, TAS Mackillop Coll, 7:14.58; 10. Daniel Coleman, TAS St Virgils, 7:15.33; 11. Beau Plummer, NSW Colo HS, 7:17.73; 12. Desmond Collier, QLD Dakabin SHS, 7:30.07; Matt Harris, SA Norwood-Morialta HS, DNF.

**100 metres Hurdles U16: Heat 1:** (w: -2.1) 1. Jesse Hall, NSW Hurlstone Ag. HS, 14.13Q; 2. Theodoros Oostveen, VIC Melb. High, 14.20Q; 3. Matthew Long, NSW Camden Haven HS, 14.44Q; 4. Alex Clifton-Jones, QLD Bris. Gram, 14.52q; 5. Antony Drinkwater-Newm, QLD Helensvale SHS, 14.53q; 5. Nicholas Stacey, WA Aquinas Coll, 14.53q; 7. Richard Thomas, SA St Peters Coll, 15.05; 8. Ryan Gillman, QLD Sunshine Coast Gram., 15.54; **Heat 2:** (w: -4.7) 1. Adam Slezak, NSW Mullumbimby HS, 13.71Q; 2. Lindsay Narrier, QLD Ipswich SHS, 14.19Q; 3. Luke Vaessen, TAS Exeter HS, 14.42Q; 4. Luke Devenish, WA Perth Modern, 14.51q; 5. Eion Quinn, QLD Iona Coll, 14.58; 6. Josh Philip, VIC Ivanhoe Gram, 14.90; 7. Ben Rickards, TAS Mackillop Coll, 15.08; **Heat 3:** (w: -2.5) 1. Aaron Vanderent, NSW Quakers Hill HS, 13.76Q; 2. Mitchell Brown, NSW Endeavour Sp. HS, 14.08Q; 3. Jordan Reis, ACT Belconnen HS, 14.15Q; 4. Imran Zeed, VIC Mt Waverley SC, 14.16q; 5. Andrew Semple, NSW Westfields Sp. HS, 14.20q; 6. Christopher Matthees, WA Balcatta SHS, 14.22q; 7. Kiel Mannix, NSW The Kings Sch, 14.48q; 8. Josh Plummer, NSW Colo HS, 15.37; **Heat 4:** (w: -4.1) 1. Benjamin Mumby, QLD Pacific Pines SHS, 13.81Q; 2. Sandy Paynter, QLD Blackheath SHS, 14.35Q; 3. Ken Bridger, QLD Bris. Gram, 14.78Q; 4. Anton Andreacchio, SA Scotch Coll, 14.82; 5. Ryan Silke, QLD All Saints, 14.94; 6. Tom Huston, QLD Allora SHS, 15.34 **Semi-Final 1:** (w: -1.6) 1. Benjamin Mumby, QLD Pacific Pines SHS, 13.81Q; 2. Lindsay Narrier, QLD Ipswich SHS, 13.65Q; 3. Aaron Vanderent, NSW Quakers Hill HS, 13.68Q; 4. Luke Vaessen, TAS Exeter HS, 14.03; 5. Theodoros Oostveen, VIC Melb. High, 14.25; 6. Christopher Matthees, WA Balcatta SHS, 14.29; 7. Matthew Long, NSW Camden Haven HS, 14.32; 8. Andrew Semple, NSW Westfields Sp. HS, 14.33; 9. Alex Clifton-Jones, QLD Bris. Gram, 14.57; **Semi-Final 2:** (w: 0.4) 1. Adam Slezak, NSW Mullumbimby HS, 13.11Q; 2. Kiel Mannix, NSW The Kings Sch, 13.67Q; 3. Jesse Hall, NSW Hurlstone Ag. HS, 13.81Q; 4. Jordan Reis, ACT Belconnen HS, 13.84q; 5. Imran Zeed, VIC Mt Waverley SC, 13.87q; 6. Sandy Paynter, QLD Blackheath SHS, 14.02; 7. Ken Bridger, QLD Bris. Gram, 14.60; 8. Luke Devenish, WA Perth Modern, 14.91; 9. Mitchell Brown, NSW Endeavour Sp. HS, 24.16 **Final:** (w: -0.9) 1. Benjamin Mumby, QLD Pacific Pines SHS, 13.27; 2. Adam Slezak, NSW Mullumbimby HS, 13.37; 3. Aaron Vanderent, NSW Quakers Hill HS, 13.70; 4. Lindsay Narrier, QLD Ipswich SHS, 13.87; 5. Jesse Hall, NSW Hurlstone Ag. HS, 13.93; 6. Kiel Mannix, NSW The Kings Sch, 13.99; 7. Jordan Reis, ACT Belconnen HS, 14.10; 8. Imran Zeed, VIC Mt Waverley SC, 14.81.

**200 metres Hurdles U16: Heat 1:** (w: -4.0) 1. Benjamin Mumby, QLD Pacific Pines SHS, 25.40Q; 2. Imran Zeed, VIC Mt Waverley SC, 26.87Q; 3. Thomas Lambert, SA Prince Alfred Coll, 27.63; 4. Kiel Mannix, NSW The Kings Sch, 27.93; 5. Scott Dawson, VIC Wesley Coll, 28.03; 6. Ben Rickards, TAS Mackillop Coll, 28.05; 7. Kieran Neilson, QLD St Jos. Toowoomba, 28.24; 8. Cameron Knight, VIC Wesley Coll, 30.89; **Heat 2:** (w: 1.8) 1. Matthew Long, NSW Camden Haven HS, 26.32Q; 2. Jesse Hall, NSW Hurlstone Ag. HS, 27.08Q; 3. Lee Hofmann, QLD Iona Coll, 27.31; 4. Antony Drinkwater-Newm, QLD Helensvale SHS, 27.52; 5. Jordan Reis, ACT Belconnen HS, 27.61; 6. Anton Andreacchio, SA Scotch Coll, 28.21; 7. Brendan Winkle\*, QLD St Jos. Greg. Tce, 28.43; **Heat 3:** (w: 2.2) 1. Christopher Matthees, WA Balclutha SHS, 25.87Q; 2. Luke Vaessen, TAS Exeter HS, 26.47Q; 3. Mark Watts, NSW Knox Gram, 26.64q; 4. Andrew Semple, NSW Westfields Sp. HS, 26.99q; 5. Daniel Krebs, WA Melville SHS, 28.00; 6. James Murray, NSW Pennant Hills HS, 28.61; 7. Daniel Small\*, NSW Westfields Sp. HS, 29.58; 8. Gavin Skurie, VIC Nth Geelong SC, 29.90. **Final:** (w: -2.1) 1. Christopher Matthees, WA Balclutha SHS, 25.93; 2. Benjamin Mumby, QLD Pacific Pines SHS, 25.95; 3. Luke Vaessen, TAS Exeter HS, 26.80; 4. Imran Zeed, VIC Mt Waverley SC, 26.88; 5. Andrew Semple, NSW Westfields Sp. HS, 26.95; 6. Mark Watts, NSW Knox Gram, 27.53; 7. Jesse Hall, NSW Hurlstone Ag. HS, 28.03; 8. Matthew Long, NSW Camden Haven HS, 28.30.

**2000 metres Steeplechase U16:** 1. James Matthews, NSW Concord HS, 5:55.06; 2. Ben Rogers, SA Trinity Coll, 6:12.93; 3. Tom Rischbieth, SA St Peters Coll, 6:17.82; 4. Jacob Henshall, QLD Palm Bch Currirn SHS, 6:17.83; 5. Julian Lennon, WA Hale Sch, 6:25.15; 6. Phillip Doolan, VIC St Jos. Coll N'town, 6:25.15; 7. Scott Tomlinson, ACT St Francis Xav. Coll, 6:25.16; 8. Tom Boosey, QLD St Jos. Greg. Tce, 6:33.60; 9. Chris Hamer, VIC Carey Gram, 6:36.81; 10. Tyson Popplestone, VIC Gippsland Gram, 6:36.89; 11. Tim Bryant, SA Kings Bap. Coll, 6:40.68; 12. Andrew Philp, QLD Beaudesert SHS, 6:40.97; 13. Keegan Urry, QLD St Stephens Coll, 6:43.81; 14. Mitchell Jones\*, QLD St Jos. Greg. Tce, 6:44.71; 15. Daniel Jameson, QLD Pacific Pines SHS, 6:48.33; 16. Hayden Butt, TAS Prospect HS, 6:49.32; 17. Dane Fenton, TAS St Patricks Coll, 6:54.70.

**4x100 metres Relay Schools U16:** 1. VIC Melb. High (Lucas Tomain\*, Charles Niles\*, Michael Lillis\*, Randika Senadheera), 45.30; 2. VIC Caulfield Gram (Aaron Rouge-Serret\*, George Bardsi\*, Joshua Schmidt\*, Adrian Fleming\*), 45.96; 3. NSW Westfields Sp. HS (Andrew Semple, Jeremy Cocks, Daniel Small\*, Dale Jenner), 46.05; 4. TAS Newtown HS (Samuel Hensby\*, Stuart O'Brien\*, Campbell King\*, Kurt Russell\*), 46.72; 5. TAS St Virgils (Blair Kean, Paddy Ward, Justin Allen, George Miller), 47.61; SA Trinity Coll (Ryan Smith\*, Innes McPhail\*, Ben Guerin, Bradley Modra\*), DQ.

**4x100 metres Relay U16:** 1. Victoria (Matt Carter, Chris Costanzo, Ben Madden, Andre Gianfagna), 43.91; 2. New South Wales (Aaron Vanderent, Owen Martin, Nathan Bates, Timothy Manns), 43.91; 3. South Australia (Thomas Lambert, Jace Bode, Anton Andreacchio, Todd Bateman), 44.59; 4. Western Australia (Shane Riley, Lucas Mata, Clinton Benjamin, Marc Bent), 44.86; 5. Tasmania (Samuel Stubbs, Sam Fielding, Jared Sheppard, Luke Vaessen), 44.91; Queensland (Ken Bridger, Mitchell Watt, Nick Bennett, Brett Stapleton), DQ.

**4x200 metres Relay U16:** 1. New South Wales (Nathan Bates, Sam Voss, Lachlan Renshaw, Owen Martini), 1:32.21; 2. Victoria (Matt Carter, Ben Madden, Chris Costanzo, Josh Philip), 1:33.08; 3. Western Australia (Christopher Matthees, Lucas Mata, Clinton Benjamin, Shane Riley), 1:34.29; 4. South Australia (Thomas Lambert, Bradley Modra\*, Jace Bode, Todd Bateman), 1:34.82; 5. Tasmania (Jared Sheppard, George Miller, Sam Fielding, Blair Kean), 1:35.76; 6. Queensland (Michael Kleinau, Chris Noffke, Nick Bennett, Anthony Mourginos), 1:36.65.

**High Jump U16:** 1. Nate Roffey, QLD Iona Coll, 1.97m; 2. Cal Pearce, QLD Canterbury Coll, 1.91m; 3. Ben Rickards, TAS Mackillop Coll, 1.91m; 4. Paul Mellers, QLD Bris. Coll, 1.91m; 5. Tyler Jackman, SA Penola Area Sch, 1.88m; 6. Simon Cohen, NSW Maitland Christ., 1.85m; 7. Adam Proudlock, QLD Harristown SHS, 1.85m; 8. Jarrett Van Den Akker, NSW St Pauls Cranebrook, 1.85m; 9. Liam Zamel-Paez\*, QLD St Jos. Greg. Tce, 1.80m; 9. Dean Wood, NSW Colo HS, 1.80m; 11. Nicholas Germano, VIC Warracknabeal SC, 1.80m; 12. Luke Devenish, WA Perth Modern, 1.80m; 13. Aaron Vanderent, NSW Quakers Hill HS, 1.80m; 13. Alex Matafonov, NSW Blaxland HS, 1.80m; 15. Samuel Cameron, NSW The Armidale Sch, 1.80m; 15. Braedon Abala, SA Cabra Coll, 1.80m; 15. Nicholas Chapman, VIC Caulfield Gram, DNS.

**Pole Vault U16:** 1. Anthony Simons, SA Sacred Heart Coll, 3.75m; 2. Kieran Newbold, SA St Peters Coll, 3.65m; 3. Richard Thomas, SA St Peters Coll, 3.25m; 3. Justin McEwan, VIC Kangaroo Flat SC, 3.25m; 5. Matthew Boyd, QLD Immanuel Luth. Coll, 3.25m; 6. Cameron Kerr, SA St Peters Coll, 2.90m; 7. Zach Normandale, SA St Peters Coll, 2.70m; 7. Tych McSwain, WA Kelmscott SHS, 2.70m; 7. Jason Grey, NSW Callaghan Coll Wallese, 2.70m.

**Long Jump U16: Group 1:** 1. Ben Matterson, NSW Hunter Sp. HS, 6.61mq, w:0.4; 2. Wally Meekin, WA Geraldton SC, 6.51mq, w:2.4; 3. Chris Noffke, QLD Good Shep. Luth. Coll, 6.49mq, w:0.4; 4. Julius Nyabane, QLD Pimlico SHS, 6.34mq, w:0.1; 4. Lucas Mata, WA Hale Sch, 6.34mq, w:0.2; 6. Shane Riley, WA John Forrest SHS, 6.10m, w:0.1; 7. Marc Bent, WA Mt Lawley SHS, 6.06m, w:0.5; 8. Ben Guerin, WA Trinity Coll, 6.03m, w:0.2; 9. Daniel Fletcher, QLD Brisbane SHS, 5.97m, w:-0.4; 10. Luke Chong\*, VIC Melb. High, 5.90m, w:1.1; 11. Scott McLeod Robertson, QLD Woodcrest SHS, 5.85m, w:1.6; 12. Matt Carter, VIC The Peninsula Sch, 5.48m, w:-1.3; 13. Chris Costanzo, VIC Karingal Park SC, 5.28m, w:-0.5; Wade Bremner, NSW Morrisest HS, FOUL, w:NW; **Group 2:** 1. Mitchell Watt, QLD Bris. Coll, 6.73mq, w:1.2; 2. Luke Vaessen, TAS Exeter HS, 6.49mq, w:1.1; 3. Jeremy Cocks, NSW Westfields Sp. HS, 6.43mq, w:0.4; 4. Russell Bennett, QLD Kalkoon SHS, 6.41mq, w:3.2; 5. Alex Kenny, QLD Kings Coll, 6.30mq, w:+0.0; 6. Benjamin Mumby, QLD Pacific Pines SHS, 6.23mq, w:1.2; 7. Olaf Simmons, TAS Sacred Heart Coll, 6.14mq, w:1.7; 8. Adrian Fleming\*, VIC Caulfield Gram, 6.09m, w:0.1; 9. Shaun Kennedy\*, QLD St Jos. Greg. Tce, 5.98m, w:0.5; 10. Cameron Chin, NT Darwin HS, 5.96m, w:+0.0; 11. Devin Lafranchi, VIC Ballarat SC, 5.94m, w:0.7; 12. Richard Knight, VIC Wesley Coll, 5.91m, w:1.3; 13. Andrew Semple, NSW Westfields Sp. HS, 5.86m, w:1.8; 14. Nick Bennett, QLD Bris. Coll, 5.76m, w:1.2; Matthew Long, NSW Camden Haven HS, FOUL, w:NW; **Final:** 1. Chris Noffke, QLD Good Shep. Luth. Coll, 6.91m, w:-0.5; 2. Ben Matterson, NSW Hunter Sp. HS, 6.83m, w:0.4; 3. Mitchell Watt, QLD Bris. Coll, 6.72m, w:1.5; 4. Luke Vaessen, TAS Exeter HS, 6.65m, w:0.9; 5. Alex Kenny, QLD Kings Coll, 6.61m, w:0.6; 6. Russell Bennett, QLD Kalkoon SHS, 6.43m, w:-0.8; 7. Jeremy Cocks, NSW Westfields Sp. HS, 6.42m, w:0.2; 8. Wally Meekin, WA Geraldton SC, 6.39m, w:-0.6; 9. Lucas Mata, WA Hale Sch, 6.14m, w:0.1; 10. Julius Nyabane, QLD Pimlico SHS, 6.06m, w:-0.7; 11. Benjamin Mumby, QLD Pacific Pines SHS, 6.02m, w:0.2; Olaf Simmons, TAS Sacred Heart Coll, FOUL, w:NW.

## IGA Australian All Schools Athletics Championships (continued...) Domain Athletic Centre, Hobart, Tasmania - 5th-8th December 2002

**Triple Jump U16:** 1. Wally Meeikin, WA Geraldton SC, 13.83m, w:0.7; 2. Randika Senadheera, VIC Melb. High, 13.48m, w:+0.0; 3. Ryan Silke, QLD All Saints, 13.43m, w:1.1; 4. Lee Hofmann, QLD Iona Coll, 13.37m, w:0.5; 5. Shane Riley, WA John Forrest SHS, 13.27m, w:1.2; 6. Desmond Armstrong, QLD Abergowrie HS, 13.11m, w:1.2; 7. Andrew Semple, NSW Westfields Sp. HS, 13.01m, w:1.4; 8. Myles Appo, QLD Harristown SHS, 12.91m, w:2.8; 9. Jeremy Cocks, NSW Westfields Sp. HS, 12.88m, w:1.7; 10. Nick Bennett, QLD Bris. Coll, 12.87m, w:-0.3; 11. Dean Wood, NSW Colo HS, 12.66m, w:0.7; 12. Blair Kean, TAS St Virgils, 12.62m, w:+0.0; 13. Clinton Benjamin, WA Hale Sch, 12.61m, w:0.5; 14. Scott McLeod Robertson, QLD Woodcrest SHS, 12.57m, w:1.5; 15. Olaf Simmons, TAS Sacred Heart Coll, 12.43m, w:1.5; 16. Matthew Long, NSW Camden Haven HS, 12.22m, w:-1.4; 17. Scott Dawson, VIC Wesley Coll, 12.02m, w:0.7; 18. Tyler Jackman, SA Penola Area Sch, 11.63m, w:1.1; 19. Bradley Modra\*, SA Trinity Coll, 11.48m, w:-0.4; 20. Aaron Rouge-Serret\*, VIC Caulfield Gram, 11.28m, w:-0.2; Mitchell Watt, QLD Bris. Coll, FOUL, w:NW1.

**Shot Put U16:** 1. Nicholas Andrianakos, NSW Syd. Tech. HS Bexley, 17.91m; 2. Nicholas Kipriotis, NSW Syd. Tech. HS Bexley, 17.90m; 3. Adam Manson, VIC Macleod Coll, 16.93m; 4. Anthony Dorrell, NSW Evans River Comm., 16.57m; 5. Joe Stevens, QLD Ang. Church Gram, 16.55m; 6. Ben Cranney, NSW The Kings Sch, 15.98m; 7. Heathcliff Lawrence, QLD Hervey Bay HS, 15.86m; 8. Toby Fawson, QLD The Southport Sch, 15.71m; 9. Theo Grabe, WA Corpus Christ., 15.67m; 10. Callum Bruhn, QLD Browns Plains SHS, 15.28m; 11. Matt Roberts\*, QLD St Jos. Greg. Tce, 15.10m; 12. Dale Stevenson, VIC The Peninsula Sch, 14.55m; 13. Arion Wood, NSW Koorringal HS, 14.66m; 14. Dennis Raccanello, QLD Downlands Coll, 14.43m; 15. Ben Waller, SA Kadina HS, 14.28m; 16. Brendan Jacobs, SA Modbury HS, 12.68m; 17. Todd Hodgetts, TAS Brooks HS, 12.62m; 18. Jack Riewoldt, TAS St Virgils, 12.20m; 19. Bradley White, QLD Yeronga SHS, 12.11m; Josh Philip, VIC Ivanhoe Gram, FOUL; Jeremy Cocks, NSW Westfields Sp. HS, FOUL.

**Discus Throw U16:** 1. Daniel Arnold, QLD Villanova Coll, 57.87m; 2. Nicholas Kipriotis, NSW Syd. Tech. HS Bexley, 57.36m; 3. Arion Wood, NSW Koorringal HS, 57.22m; 4. Ben Cranney, NSW The Kings Sch, 54.65m; 5. Brendan Jacobs, SA Modbury HS, 53.01m; 6. Toby Fawson, QLD The Southport Sch, 51.76m; 7. Josh Philip, VIC Ivanhoe Gram, 51.26m; 8. Gus Rigby\*, VIC Melb. High, 48.21m; 9. Callum Bruhn, QLD Browns Plains SHS, 43.62m; 10. Carl Dorman, QLD Proserpine SHS, 43.20m; 11. Samuel Stubbs, TAS Ulverstone HS, 43.05m; 12. Wade Hateley, TAS Kings Meadows HS, 42.06m; 13. Lachlan Evans\*, VIC Melb. High, 41.17m; 14. Jonathon Camphin\*, QLD St Jos. Greg. Tce, 39.30m; 15. Daniel Hain\*, SA Trinity Coll, 37.60m.

**Hammer Throw U16:** 1. Josh Philip, VIC Ivanhoe Gram, 54.48m; 2. Brendan Jacobs, SA Modbury HS, 54.05m; 3. Arion Wood, NSW Koorringal HS, 50.36m; 4. Matthew Rowell, SA Woodcroft Coll, 44.10m; 5. Nicholas Summerville, NSW Singleton HS, 42.48m; 6. Morgan Browne, QLD Smithfield SHS, 41.70m; 7. Theo Grabe, WA Corpus Christ., 40.00m; 8. Antony Drinkwater-Newm, QLD Helensvale SHS, 38.69m; 9. Todd Ronczka, NSW The Illawarra Gram, 36.61m; 10. Craig Seage, QLD Helensvale SHS, 35.61m; 11. Mark Scopacasa, SA Pembroke Coll, 29.81m; Wade Hateley, TAS Kings Meadows HS, FOUL.

**Javelin Throw U16:** 1. Christopher Spelman, QLD Ang. Church Gram, 58.86m; 2. Toby Fawson, QLD The Southport Sch, 57.98m; 3. Jeremy Cocks, NSW Westfields Sp. HS, 55.85m; 4. Daniel Horsnell, SA Heights HS, 53.77m; 5. Michael Trinco, NSW Trinity Gram, 53.20m; 6. David Bowden, QLD Ignatius Park SHS, 53.19m; 7. Daniel Fletcher, QLD Brisbane SHS, 53.16m; 8. Adam Manson, VIC Macleod Coll, 51.55m; 9. Matthew Outzen\*, NSW Westfields Sp. HS, 44.07m; 10. Wade Hateley, TAS Kings Meadows HS, 42.65m; 11. Marc Schofield\*, NSW Westfields Sp. HS, 36.46m.

### Men Under 14

**100 metres U14: Heat 1:** (w: 2.9) 1. Cameron Gulliford, NSW Wauchope HS, 11.58Q; 2. Jesse Price, QLD Sunshine Coast Gram., 11.85Q; 3. Frankie Iorfino, NSW Freeman Cath. Coll, 12.17Q; 4. Jared Mifsud, QLD St Laurences Coll, 12.20Q; 5. Andrew Simmons, VIC Caulfield Gram, 12.36; 6. Mitchell Enright, QLD Cannon Hill Ang, 12.40; 7. Jake Vockins, QLD Ryan Cath. Coll, 12.49; 8. Karim Regan-Murad, NT Anzac Hill HS, 12.56; 9. James Lucas, WA Hale Sch, 12.57; 10. Troy Welfare, SA Paringa Park PS, 12.82; **Heat 2:** (w: -0.6) 1. Dale Jenner, NSW Westfields Sp. HS, 12.06Q; 2. David Teasdale, VIC Mentone Gram, 12.10Q; 3. Ahmed Badawy, NSW The Illawarra Gram, 12.21Q; 4. Barmah Rossi-Murray, NSW Terra Sancta Coll, 12.34Q; 5. Mark Bellini, WA Hale Sch, 12.34Q; 6. Matthew Stewart, QLD Ipswich Gram, 12.48; 7. Jeff Ginsburg, NSW Killarney Hts HS, 12.60; 8. Travis Roche, NSW Delroy HS Dubbo, 12.68; 9. Todd Clarke, SA Prt Lincoln HS, 13.00; 10. Samuel Keenan, TAS Sacred Heart Coll, 13.15. **Final:** (w: -0.4) 1. Cameron Gulliford, NSW Wauchope HS, 11.53; 2. Jesse Price, QLD Sunshine Coast Gram., 11.89; 3. David Teasdale, VIC Mentone Gram, 12.03; 4. Ahmed Badawy, NSW The Illawarra Gram, 12.13; 5. Jared Mifsud, QLD St Laurences Coll, 12.14; 6. Frankie Iorfino, NSW Freeman Cath. Coll, 12.15; 7. Dale Jenner, NSW Westfields Sp. HS, 12.18; 8. Mark Bellini, WA Hale Sch, 12.40; 9. Barmah Rossi-Murray, NSW Terra Sancta Coll, 12.45.

**200 metres U14: Heat 1:** (w: -0.7) 1. Cameron Gulliford, NSW Wauchope HS, 24.06Q; 2. Mitchell Enright, QLD Cannon Hill Ang, 24.92Q; 3. Ben Weaver, VIC Frankston SC, 25.36; 4. Harrison Croghan, NSW Coverdale Christ., 25.69; 5. Dale Jenner, NSW Westfields Sp. HS, 26.25; 6. Nicholas Howlett, TAS Mackillop Coll, 26.33; 7. Todd Clarke, SA Prt Lincoln HS, 26.78; **Heat 2:** (w: 3.3) 1. Jesse Price, QLD Sunshine Coast Gram., 24.34Q; 2. David Teasdale, VIC Mentone Gram, 24.48Q; 3. Alex Sacca, NSW St Marys Cath. Coll, 25.17Q; 4. Frankie Iorfino, NSW Freeman Cath. Coll, 25.26; 5. Barmah Rossi-Murray, NSW Terra Sancta Coll, 25.38; 6. Travis Roche, NSW Delroy HS Dubbo, 25.50; 7. Samuel Keenan, TAS Sacred Heart Coll, 26.72; **Heat 3:** (w: 0.6) 1. Matthew Harris, NSW St Jos. Lochinvar, 24.44Q; 2. Ahmed Badawy, NSW The Illawarra Gram, 24.72Q; 3. Jared Mifsud, QLD St Laurences Coll, 24.99Q; 4. Jeff Ginsburg, NSW Killarney Hts HS, 25.32; 5. Sam Lewis, QLD Marist Bros. Ashgrove, 25.35; 6. Christopher Ablaza, NSW Trinity Gram, 25.60; 7. Jake Vockins, QLD Ryan Cath. Coll, 25.65; 8. Troy Welfare, SA Paringa Park PS, 26.31. **Final:** (w: 0.4) 1. Cameron Gulliford, NSW Wauchope HS, 23.53; 2. Jesse Price, QLD Sunshine Coast Gram., 24.27; 3. David Teasdale, VIC Mentone Gram, 24.34; 4. Matthew Harris, NSW St Jos. Lochinvar, 24.45; 5. Mitchell Enright, QLD Cannon Hill Ang, 24.72; 6. Ahmed Badawy, NSW The Illawarra Gram, 24.78; 7. Jared Mifsud, QLD St Laurences Coll, 24.92; 8. Alex Sacca, NSW St Marys Cath. Coll, 24.95.



**400 metres U14: Heat 1:** 1. Christopher Downie, VIC Laverton SC, 55.08Q; 2. Zack Holmes, WA Aquinas Coll, 55.68Q; 3. Harrison Croghan, NSW Coverdale Christ., 56.01q; 4. Paul Brazier, NSW Home Schooling, 57.08; 5. Matthew King, QLD Bris. Gram, 57.74; **Heat 2:** 1. Matthew Harris, NSW St Jos. Lochinvar, 53.30Q; 2. Anthony Mourginos, QLD St Laurences Coll, 55.88Q; 3. Ben Weaver, VIC Frankston SC, 56.22q; 4. Blair Stormon, QLD Iona Coll, 56.61; 5. Dustin Spence, QLD The Southport Sch, 58.06; 6. Chris Stapleton, SA St Peters Coll, 59.92; **Heat 3:** 1. David Teasdale, VIC Mentone Gram, 54.32Q; 2. Alex Sacca, NSW St Marys Cath. Coll, 55.90Q; 3. Patrick Oughtred, VIC Scotch Coll, 56.88; 4. Alistair Ingram, VIC Wanganiu Park SC, 57.38; 5. Sam Lewis, QLD Marist Bros. Ashgrove, 57.64; 6. Samuel Keenan, TAS Sacred Heart Coll, 1:00.57. **Final:** 1. Matthew Harris, NSW St Jos. Lochinvar, 53.20; 2. David Teasdale, VIC Mentone Gram, 53.90; 3. Alex Sacca, NSW St Marys Cath. Coll, 54.15; 4. Christopher Downie, VIC Laverton SC, 54.80; 5. Zack Holmes, WA Aquinas Coll, 54.87; 6. Ben Weaver, VIC Frankston SC, 55.53; 7. Harrison Croghan, NSW Coverdale Christ., 55.75; 8. Anthony Mourginos, QLD St Laurences Coll, 56.31.

**800 metres U14: Heat 1:** 1. Rocky Caminti, VIC Irymple HS, 2:11.45Q; 2. Christopher Downie, VIC Laverton SC, 2:11.78Q; 3. Paul Brazier, NSW Home Schooling, 2:15.02; 4. Adam Miller, QLD Bris. Gram, 2:16.86; 5. Ryan Mathews, VIC Westbourne Gram, 2:17.26; 6. Chris Stapleton, SA St Peters Coll, 2:27.84; Ben Cooper, QLD St Jos. Greg. Tce, DQ; **Heat 2:** 1. Brys Glasson, ACT Daramalan Coll, 2:11.48Q; 2. Peter Mondello, WA Sacred Heart Coll, 2:11.91Q; 3. John Boden, ACT Canberra Gram, 2:12.16q; 4. Sandeep Rakhra, VIC Ivanhoe Gram, 2:12.76q; 5. Craig Huffer, VIC Gippsland Gram, 2:15.58; 6. Joshua Landers, NSW Westfields Sp. HS, 2:16.30; **Heat 3:** 1. Anthony Mourginos, QLD St Laurences Coll, 2:11.69Q; 2. Patrick Oughtred, VIC Scotch Coll, 2:11.96Q; 3. Zack Holmes, WA Aquinas Coll, 2:13.24; 4. Justin Russell, WA Trinity Coll, 2:15.74; 5. Peter Kleywegt, TAS Newtown HS, 2:19.42; 6. Matthew Schenk, TAS St Aloysius, 2:28.88. **Final:** 1. Christopher Downie, VIC Laverton SC, 2:06.89; 2. Peter Mondello, WA Sacred Heart Coll, 2:07.27; 3. Anthony Mourginos, QLD St Laurences Coll, 2:08.10; 4. Patrick Oughtred, VIC Scotch Coll, 2:08.66; 5. Rocky Caminti, VIC Irymple HS, 2:09.09; 6. Sandeep Rakhra, VIC Ivanhoe Gram, 2:10.02; 7. John Boden, ACT Canberra Gram, 2:11.80; Brys Glasson, ACT Daramalan Coll, DQ.

**1500 metres U14:** 1. Brys Glasson, ACT Daramalan Coll, 4:19.32; 2. Matthew Bayley, VIC Vermont SC, 4:26.49; 3. Ben Cooper, QLD St Jos. Greg. Tce, 4:28.99; 4. Joshua Amberger, QLD Nudgee Coll, 4:30.54; 5. Ashley Hewitt, QLD Kedron SHS, 4:31.67; 6. Craig Huffer, VIC Gippsland Gram, 4:31.91; 7. Troy Duncan, VIC Caulfield Gram, 4:32.17; 8. Tim Beckman, QLD St Jos. Greg. Tce, 4:33.90; 9. Tom Laurie, NSW Richmond HS, 4:35.25; 10. Peter Mondello, WA Sacred Heart Coll, 4:36.56; 11. Mitchell Frey, VIC Frankston SC, 4:38.34; 12. John Boden, ACT Canberra Gram, 4:38.64; 13. Ryan Mathews, VIC Westbourne Gram, 4:39.66; 14. Zack Holmes, WA Aquinas Coll, 4:40.39; 15. Joshua Landers, NSW Westfields Sp. HS, 4:46.91; 16. Tim Morrison, SA Aldinga PS, 4:48.80; 17. Tom Beard, TAS St Virgils, 4:52.14; 18. Matthew Schenk, TAS St Aloysius, 4:53.32.

**1500 metres Walk U14:** 1. Jake Hogan, VIC Warragul Nth Ps, 7:06.79; 2. Brendon Reading, ACT Belconnen HS, 7:11.18; 3. Daniel Coleman, TAS St Virgils, 7:15.31; 4. Jarryd O'Connell, NSW Patrician Bros. B.Town, 7:38.29; 5. James Laman, NSW The Kings Sch, 7:49.45; 6. John Platt, VIC Canadian Lead PS, 8:13.30; Nathan Cashion, TAS Rosetta PS, DNF; Gregorz Wolsczczak, SA Thomas More Coll, DQ.

**90 metres Hurdles U14: Heat 1:** (w: -1.9) 1. Leo Dulay, NSW Marian Coll, 13.50Q; 2. Andrew Simmons, VIC Caulfield Gram, 13.83Q; 3. Brydon Coles, NSW The Kings Sch, 13.89Q; 4. Christopher Dodd, NSW Erina HS, 14.04; 5. Tom Collier, TAS The Friends Sch, 14.12; 6. David Forgan-Smith, QLD Ang. Church Gram, 14.14; 7. Dustin Spence, QLD The Southport Sch, 14.15; 8. David Darjono, QLD Cavendish Rd SHS, 14.22; 9. Christian Bishop, NSW Matraville Sp. HS, 14.84; **Heat 2:** (w: +0.0) 1. Matthew Harris, NSW St Jos. Lochinvar, 13.02Q; 2. Peter Ulbrich, QLD St Stephens Coll, 13.15Q; 3. Ben Khongbut, VIC Lyndhurst SC, 13.21Q; 4. Christopher Watson, QLD Ipswich Gram, 13.56q; 5. Daniel Taylor, NSW Westfields Sp. HS, 13.71q; 6. Richard Pember, SA Pulteney Gram, 13.78; 7. Adam Watson, VIC East Doncaster SC, 14.03; 8. Justin Russell, WA Trinity Coll, 14.10; 9. Timothy Scott, VIC Caroline Chisholm CC, 14.16. **Final:** (w: -3.5) 1. Matthew Harris, NSW St Jos. Lochinvar, 13.14; 2. Peter Ulbrich, QLD St Stephens Coll, 13.15; 3. Ben Khongbut, VIC Lyndhurst SC, 13.35; 4. Leo Dulay, NSW Marian Coll, 13.46; 5. Christopher Watson, QLD Ipswich Gram, 13.88; 6. Brydon Coles, NSW The Kings Sch, 14.03; 7. Daniel Taylor, NSW Westfields Sp. HS, 14.05.

**4x100 metres Relay U14:** 1. Victoria (Timothy Scott, David Teasdale, Alistair Ingram, Adam Watson), 48.25; 2. Western Australia (James Lucas, Justin Russell, Zack Holmes, Mark Bellini), 48.53; 3. Tasmania (Samuel Keenan, Tom Collier, Trent Nichols, Nicholas Howlett), 49.33; 4. South Australia (Richard Pember, Todd Clarke, Sam Mosley, Troy Welfare), 51.25; New South Wales (Jeff Ginsburg, Cameron Gulliford, Dale Jenner, Alex Sacca), DNF; Queensland (Jared Mifsud, Jesse Price, Mitchell Enright, Jake Vockings), DQ.

**High Jump U14:** 1. John Lane, QLD The Southport Sch, 1.79m; 2. Andrew Allen-Sympson, QLD Carmel Coll Thornl, 1.73m; 3. Rhys Murphy, NSW Barker Coll, 1.73m; 3. John Rowbottom, NSW Armidale HS, 1.73m; 5. Michael Cox, NSW La Salle Acad., 1.70m; 6. Michael Leask, WA Guildford Gram, 1.70m; 7. Bilal Hassan, NSW Colyton HS, 1.65m; 8. Holt Yuen, QLD Ignatius Park SHS, 1.65m; 9. Brendon Reading, ACT Belconnen HS, 1.65m; 10. Dale Jenner, NSW Westfields Sp. HS, 1.60m; 11. Chris Brennan, VIC Vermont SC, 1.60m; 12. Sam Mosley, SA Aberfoyle Park HS, 1.55m.

**Pole Vault U14:** 1. Michael Leask, WA Guildford Gram, 3.10m; 2. Zach Normandale, SA St Peters Coll, 3.00m; 3. Lynton Indich, WA Newborough PS, 2.90m; 4. Mathew Young, TAS Marist Reg. Coll, 2.45m.

**Long Jump U14:** 1. Torren Kluss, QLD Aspley SHS, 6.19m, w:2.3; 2. Dale Jenner, NSW Westfields Sp. HS, 6.08m, w:0.7; 3. Peter Ulbrich, QLD St Stephens Coll, 5.98m, w:0.6; 4. Daniel Bruce, VIC Frankston SC, 5.68m, w:2.0; 5. Alistair Ingram, VIC Wanganiu Park SC, 5.59m, w:-0.5; 6. Tom Collier, TAS The Friends Sch, 5.56m, w:1.2; 7. Christopher Abaza, NSW Trinity Gram, 5.52m, w:0.2; 8. Jeff Ginsburg, NSW Killarney Hts HS, 5.44m, w:-0.6; 9. Matthew Harris, NSW St Jos. Lochinvar, 5.41m, w:2.8; 10. John Lane, QLD The Southport Sch, 5.41m, w:-1.5; 11. Mark Bellini, WA Hale Sch, 5.24m, w:-0.9; 12. Christopher Dodd, NSW Erina HS, 5.16m, w:0.2; 13. Trent Nichols, TAS St Virgils, 4.94m, w:0.8; 14. Robert Falchi, NSW Chevalier Coll, 4.86m, w:3.4; 15. Karim Regan-Murad, NT Anzac Hill HS, 4.85m, w:1.8; 16. Sam Mosley, SA Aberfoyle Park HS, 2.79m, w:0.6.

## IGA Australian All Schools Athletics Championships *(continued...)* Domain Athletic Centre, Hobart, Tasmania - 5th-8th December 2002

**Triple Jump U14:** 1. Tom Collier, TAS The Friends Sch, 12.58m, w:1.6; 2. Torren Kluss, QLD Aspley SHS, 12.41m, w:1.9; 3. Ben Khongbut, VIC Lyndhurst SC, 12.05m, w:1.0; 4. Peter Ulbrich, QLD St Stephens Coll, 12.02m, w:-0.3; 5. Christopher Ablaza, NSW Trinity Gram, 11.95m, w:NW1; 6. James Lucas, WA Hale Sch, 11.67m, w:-0.5; 7. Alistair Ingram, VIC Wanganui Park SC, 11.62m, w:0.8; 8. Bilal Hassan, NSW Colyton HS, 11.56m, w:2.1; 9. Karim Regan-Murad, NT Anzac Hill HS, 11.41m, w:0.5; 10. Andrew Allen-Sympson, QLD Carmel Coll Thornl, 11.35m, w:0.4; 11. Christopher Dodd, NSW Erina HS, 11.11m, w:1.4; 12. Sam Mosley, SA Aberfoyle Park HS, 10.00m, w:-0.5.

**Shot Put U14:** 1. Emanuele Fuamatu, NSW Patrician Bros. FFiel, 18.60m; 2. Billy Rogers, QLD Gympie Shs, 17.92m; 3. Matthew Cherry, QLD Brisbane SHS, 17.70m; 4. Andrew Peska, VIC Werribee SC, 17.15m; 5. Rhyss Keane, NSW Green Pt Christ. Coll, 15.72m; 6. Justin Rayment, QLD Somerset Coll, 14.60m; 7. Jamal Idris, NSW Westfields Sp. HS, 13.76m; 8. Iain Gray, WA Carey Bap. Coll, 13.72m; 9. Bryan Peet, WA City Beach SHS, 13.62m; 10. Chris Edwards, TAS Newtown HS, 12.82m; 11. Ben Howell, QLD Marsden Shs, 12.74m; 12. Daniel Latham, TAS Kingston HS, 10.47m.

**Discus Throw U14:** 1. Billy Rogers, QLD Gympie Shs, 55.73m; 2. Andrew Peska, VIC Werribee SC, 51.91m; 3. Emanuele Fuamatu, NSW Patrician Bros. FFiel, 48.07m; 4. Trent Rogers, QLD Ipswich Gram, 44.03m; 5. Adam Watson, VIC East Doncaster SC, 42.15m; 6. Benjamin Galic, SA Trinity Coll, 40.62m; 7. Matthew Harris, NSW St Jos. Lochinvar, 40.32m; 8. Justin Rayment, QLD Somerset Coll, 39.98m; 9. Toby Schulz, SA St Peters Coll, 39.02m; 10. Tom Collier, TAS The Friends Sch, 37.45m; 11. Jamal Idris, NSW Westfields Sp. HS, 37.01m; 12. Matthew Stewart, QLD Ipswich Gram, 36.55m; 13. Craig Seage, QLD Helensvale SHS, 35.13m; 14. Iain Gray, WA Carey Bap. Coll, 34.83m; 15. Andrew Mace, TAS Scotch Oakburn Coll, 27.80m; Matthew Cherry, QLD Brisbane SHS, FOUL; Bryan Peet, WA City Beach SHS, FOUL.

**Javelin Throw U14:** 1. Christopher Kozionas, QLD Clairvaux McKillop, 57.79m; 2. Trent Rogers, QLD Ipswich Gram, 54.58m; 3. Brodie Roy, QLD Bribie Is. SHS, 49.45m; 4. Kieran Gonzalez, QLD Gilroy Santa Maria, 44.28m; 5. Adam Quill, NSW Sth HS Dubbo, 43.20m; 6. David Darijono, QLD Cavendish Rd SHS, 43.04m; 7. Andrew Peska, VIC Werribee SC, 41.53m; 8. Caleb Salagaras, SA Prince Alfred Coll, 41.24m; 9. Andrew Stillwell, SA Kingston Comm. HS, 39.69m; 10. Iain Gray, WA Carey Bap. Coll, 39.31m; 11. Elliott Hughes, WA Winthrop Bap. Coll, 38.43m; 12. Peter Ulbrich, QLD St Stephens Coll, 38.27m; 13. Jamal Idris, NSW Westfields Sp. HS, 37.86m; 14. Toby Schulz, SA St Peters Coll, 36.11m; 15. Benjamin Galic, SA Trinity Coll, 35.98m; 16. Daniel Latham, TAS Kingston HS, 35.52m; 17. Bryan Peet, WA City Beach SHS, 34.26m; 18. Chris Edwards, TAS Newtown HS, 28.09m.

### IGA ALL SCHOOLS ATHLETES OF THE MEET AWARDS - 2002

Craig Mottram Award	<b>Stephen Cain VIC</b> <b>St Kevins College</b>	Men Under 20 Decathlon 7073 points
Jana Pittman Award	<b>Jacinta Lynn VIC</b> <b>Montmorency S-College</b>	Women Under 20 Pole Vault 3.50m

## IGA Schools Knockout National Final, Plate Competition Northern Athletic Centre, Launceston, Tasmania, 10th December 2002

<b>Senior Girls Plate</b>	1.	QLD	St Margarets	103 points
	2.	VIC	Frankston High School	96.5 points
	3.	NSW	Baulkham Hills High School	75 points
	4.	TAS	Fahan School	74.5 points
	5.	TAS	St Patricks College	67 points
	6.	TAS	Guilford Young College	60 points
<b>Junior Girls Plate</b>	1.	VIC	Sacred Heart College	105 points
	2.	QLD	St Ursulas	93 points
	3.	SA	Walford Anglican Girls	85 points
	4.	TAS	Scotch Oakburn College	73 points
	5.	NSW	Monte Sant Angelo College	70 points
	6.	TAS	Riverside High School	66 points
<b>Senior Boys Plate</b>	1.	TAS	Scotch Oakburn College	95 points
	1.	TAS	Launceston College	95 points
	3.	QLD	John Paul College	93 points
	4.	NSW	Barker College	91 points
	5.	SA	Mercedes College	76 points
<b>Junior Boys Plate</b>	1.	VIC	Caulfield Grammar	104 points
	2.	TAS	St Virgils College	94 points
	3.	TAS	St Patricks College	89 points
	4.	SA	Trinity College	83 points
	5.	NSW	Narrabeen Sports High School	80 points

### Senior Girls

**100 metres Green** (w: 0.8) 1. Tessa Ashworth, TAS Fahan School, 13.14; 2. Alicia Burke, QLD St Margarets, 13.35; 3. Sarah Anderson, VIC Frankston HS, 13.73; 4. Camilla Goodwin, TAS Guilford Young Coll, 13.99; 5. Kym Casey, NSW Baulkham Hills HS, 14.09; 6. Lisa Patterson, TAS St Patricks, 14.35.

**100 metres Gold** (w: +0.0) 1. Sarah Yates, TAS St Patricks, 12.96; 2. Caitlin Taylor, QLD St Margarets, 13.02; 3. Laura Causon, TAS Fahan School, 13.03; 4. Kirsty Champion, NSW Baulkham Hills HS, 13.21; 5. Kimberley Turnock, TAS Guilford Young Coll, 13.73; 6. Teegan Rolfe, VIC Frankston HS, 14.25.

**800 metres Green** 1. Olivia Scott, TAS St Patricks, 2:25.56; 2. Penelope Bell, QLD St Margarets, 2:29.35; 3. Kylie Smith, TAS Guilford Young Coll, 2:33.72; 4. Elise Kingston, VIC Frankston HS, 2:40.08; 5. Jennifer Carey, NSW Baulkham Hills HS, 2:53.63; 6. Sally Hamilton, TAS Fahan School, 3:03.98.

**800 metres Gold** 1. Alyce Gillham, QLD St Margarets, 2:23.49; 2. Sarah Klein, VIC Frankston HS, 2:35.20; 3. Jodie Olivier, NSW Baulkham Hills HS, 2:42.75; 4. Rachael Boutcher, TAS St Patricks, 2:48.40; 5. Jenny Powell, TAS Guilford Young Coll, 2:54.48; 6. Annie Ekins, TAS Fahan School, 2:55.87.

**3000 metres Green** 1. Kylie Smith, TAS Guilford Young Coll, 11:51.35; 2. Anita Roediger, NSW Baulkham Hills HS, 11:53.55; 3. Penelope Bell, QLD St Margarets, 11:53.58; 4. Jo Green, VIC Frankston HS, 12:11.05; 5. Danielle Cowley, TAS St Patricks, 12:56.73; 6. Tahnee Woodham, TAS Fahan School, 14:44.04.

**3000 metres Gold** 1. Alyce Gillham, QLD St Margarets, 11:21.04; 2. Kylie Owen, VIC Frankston HS, 11:47.89; 3. Jackie Chang, NSW Baulkham Hills HS, 12:23.40; 4. Rebeccah Waley, TAS Fahan School, 13:12.63; 5. Jenny Powell, TAS Guilford Young Coll, 13:45.49; 6. Kate Maloney, TAS St Patricks, 14:20.76.

**200 metres Hurdles Green** (w: NWI) 1. Jaime Wallace, VIC Frankston HS, 30.26; 2. Sarah Graeme-Evans, TAS Fahan School, 31.04; 3. Elena Downs, QLD St Margarets, 31.14; 4. Milenija Wheeler, TAS St Patricks, 32.64; 5. STASia Tan, NSW Baulkham Hills HS, 32.88; 6. Sarah Hinchin, TAS Guilford Young Coll, 35.00.

**200 metres Hurdles Gold** (w: 1.3) 1. Tessa Ashworth, TAS Fahan School, 29.28; 2. Louisa AiNSWorth, QLD St Margarets, 30.76; 3. Sai Lynne Chok, NSW Baulkham Hills HS, 31.07; 4. Danielle Dwyer, TAS St Patricks, 31.41; 5. Jess Miley, TAS Guilford Young Coll, 33.17; 6. Sarah Klein, VIC Frankston HS, 34.02.



## IGA Schools Knockout National Final, Plate Competition *(continued...)* Northern Athletic Centre, Launceston, Tasmania, 10th December 2002

**4x400 metres Relay** 1. QLD St Margarets (Leyya Taylor, Annabelle Hardie, Alicia Burke, Caitlin Taylor), 4:13.33; 2. VIC Frankston HS (Jaime Wallace, Elise Kingston, Sarah Klein, Lisa Willis), 4:15.59; 3. NSW Baulkham Hills HS (Kirsty Champion, Jodie Olivier, Kym Casey, Ailsa Seaton), 4:19.47; 4. TAS Fahan School (Sarah Graeme-Evans, Rebecca Chilton, Laura Causon, Tessa Ashworth), 4:25.07; 5. TAS St Patricks (Sarah Yates, Milenija Wheeler, Rachael Boutcher, Shannon Stick), 4:32.88; 6. TAS Guilford Young Coll (Camilla Goodwin, Genevieve Bremner, Melanie Street, Jess Miley), 4:49.46.

**High Jump Green** 1. Caitlin Taylor, QLD St Margarets, 1.40m; 2. Rebecca Chilton, TAS Fahan School, 1.30m; 2. Elise Kingston, VIC Frankston HS, 1.30m; Megan Hext, TAS Guilford Young Coll, NH; Belinda Van Tienen, TAS St Patricks, NH; Dana Mylonas, NSW Baulkham Hills HS, NH.

**High Jump Gold** 1. Lisa Willis, VIC Frankston HS, 1.50m; 2. Sasha King, QLD St Margarets, 1.45m; 3. Danielle Dwyer, TAS St Patricks, 1.40m; 4. STASia Tan, NSW Baulkham Hills HS, 1.30m; Sara-Jane Short, TAS Fahan School, NH; Sarah Hinchin, TAS Guilford Young Coll, NH.

**Long Jump Green** 1. Jaime Wallace, VIC Frankston HS, 5.27m, w:-0.3; 2. Melanie Street, TAS Guilford Young Coll, 4.91m, w:-0.3; 3. Annabelle Hardie, QLD St Margarets, 4.70m, w:0.4; 4. Sai Lynne Chok, NSW Baulkham Hills HS, 4.67m, w:+0.0; 5. Milenija Wheeler, TAS St Patricks, 4.16m, w:1.2; 6. Sara-Jane Short, TAS Fahan School, 3.97m, w:1.1.

**Long Jump Gold** 1. Lisa Willis, VIC Frankston HS, 5.01m, w:0.6; 2. Kirsty Champion, NSW Baulkham Hills HS, 4.58m, w:1.2; 3. Sasha King, QLD St Margarets, 4.55m, w:-0.8; 4. Rebecca Chilton, TAS Fahan School, 4.27m, w:0.4; 5. Sarah Yates, TAS St Patricks, 4.17m, w:+0.0; 6. Genevieve Bremner, TAS Guilford Young Coll, 4.08m, w:0.9.

**Discus Throw Green** 1. Laura Causon, TAS Fahan School, 31.62m; 2. Sarah Anderson, VIC Frankston HS, 20.72m; 3. Megan Hext, TAS Guilford Young Coll, 19.07m; 4. Elena Downs, QLD St Margarets, 18.28m; 5. Jackie Chang, NSW Baulkham Hills HS, 17.63m; 6. Rachael Boutcher, TAS St Patricks, 13.15m.

**Discus Throw Gold** 1. Sarah Jackson, VIC Frankston HS, 31.02m; 2. Sally Kehoe, QLD St Margarets, 30.56m; 3. Dana Mylonas, NSW Baulkham Hills HS, 30.01m; 4. Belinda Van Tienen, TAS St Patricks, 27.89m; 5. Rebecca Waley, TAS Fahan School, 22.70m; 6. Kimberley Turnock, TAS Guilford Young Coll, 22.27m.

### Junior Girls

**100 metres Green** (w: 0.5) 1. Jess Gulli, VIC Sacred Heart Coll, 12.80; 2. Caitlin Stanley, SA Walford Ang. Girls, 13.03; 3. Joanna Finney, TAS Riverside HS, 13.48; 4. Siobhan Harrington, QLD St Ursulas, 14.04; 5. Dani A'Campo, TAS Scotch Oakburn Coll, 14.11; 6. Lauren Fagan, NSW Monte Sant Angelo Coll, 14.33.

**100 metres Gold** (w: 1.2) 1. Chani Van Der Merwe, SA Walford Ang. Girls, 12.63; 2. Karinna Fyfe, TAS Scotch Oakburn Coll, 13.27; 3. Hannah Smith, VIC Sacred Heart Coll, 13.31; 4. Kristina Hekeik, NSW Monte Sant Angelo Coll, 13.60; 5. Melita Herbert, QLD St Ursulas, 13.69; 6. Holly Baxter, TAS Riverside HS, 13.96.

**200 metres Green** (w: -1.2) 1. Anna Masek, VIC Sacred Heart Coll, 27.49; 2. Rachael Mills, QLD St Ursulas, 27.87; 3. Lauren Harper, TAS Riverside HS, 29.08; 4. Dani A'Campo, TAS Scotch Oakburn Coll, 29.24; 5. Daini Rudaks, SA Walford Ang. Girls, 29.30; Rachel Grundy, NSW Monte Sant Angelo Coll, DNF.

**200 metres Gold** (w: -0.4) 1. Leah Mencil, SA Walford Ang. Girls, 26.55; 2. Lauren McAdam, QLD St Ursulas, 27.30; 3. Hannah Smith, VIC Sacred Heart Coll, 27.54; 4. Holly Baxter, TAS Riverside HS, 27.73; 5. Clare Peltzer, TAS Scotch Oakburn Coll, 29.36; 6. Georgie Exton, NSW Monte Sant Angelo Coll, 29.44.

**800 metres Green** 1. Courtney Lockett, TAS Scotch Oakburn Coll, 2:21.73; 2. Taryn Rau, VIC Sacred Heart Coll, 2:24.57; 3. Tahnee Ralph, QLD St Ursulas, 2:30.04; 4. Lauren Fagan, NSW Monte Sant Angelo Coll, 2:34.60; 5. Rebecca Snare, TAS Riverside HS, 2:46.99; 6. Rebecca Adams, SA Walford Ang. Girls, 2:55.54.

**800 metres Gold** 1. Bianca Cheever, VIC Sacred Heart Coll, 2:25.45; 2. Elizabeth Clarke, TAS Scotch Oakburn Coll, 2:25.67; 3. Laura Craft, NSW Monte Sant Angelo Coll, 2:31.05; 4. Kristy Dobson, QLD St Ursulas, 2:32.45; 5. Esther Hartog, TAS Riverside HS, 2:36.52; 6. Leticia Monaghan, SA Walford Ang. Girls, 2:47.96.

**200 metres Hurdles Green** (w: 1.0) 1. Marissa Ward, NSW Monte Sant Angelo Coll, 29.00; 2. Jess Gulli, VIC Sacred Heart Coll, 29.37; 3. Joanna Finney, TAS Riverside HS, 31.91; 4. Rachael Mills, QLD St Ursulas, 32.34; 5. Courtney Lockett, TAS Scotch Oakburn Coll, 33.13; 6. Leticia Monaghan, SA Walford Ang. Girls, 33.87.

**200 metres Hurdles Gold** (w: +0.0) 1. Lauren McAdam, QLD St Ursulas, 28.91; 2. Leah Mencil, SA Walford Ang. Girls, 29.49; 3. Heidi Sutcliffe, VIC Sacred Heart Coll, 30.64; 4. Sophia Frankcombe, TAS Riverside HS, 32.40; 5. Georgie Exton, NSW Monte Sant Angelo Coll, 32.55; 6. Clare Peltzer, TAS Scotch Oakburn Coll, 35.14.

**4x200 metres Relay** 1. VIC Sacred Heart Coll (Hannah Smith, Bianca Cheever, Heidi Sutcliffe, Jess Gulli), 1:47.54; 2. SA Walford Ang. Girls (Caitlin Stanley, Chani Van Der Merwe, Daini Rudaks, Leah Mencil), 1:48.20; 3. QLD St Ursulas (Rachael Mills, Siobhan Harrington, Melita Herbert, Lauren McAdam), 1:48.87; 4. TAS Scotch Oakburn Coll (Dani A'Campo, Clare Peltzer, Courtney Lockett, Karinna Fyfe), 1:53.24; 5. TAS Riverside HS (Lauren Harper, Esther Hartog, Sophia Frankcombe, Joanna Finney), 1:55.07; 6. NSW Monte Sant Angelo Coll (Marissa Ward, Kristina Hekeik, Georgie Exton, Lauren Fagan), 1:55.48.

**Long Jump Green** 1. Marissa Ward, NSW Monte Sant Angelo Coll, 5.04m, w:0.9; 2. Chani Van Der Merwe, SA Walford Ang. Girls, 4.92m, w:0.4; 3. Anna Masek, VIC Sacred Heart Coll, 4.58m, w:0.8; 4. Siobhan Harrington, QLD St Ursulas, 4.53m, w:0.7; 5. Karinna Fyfe, TAS Scotch Oakburn Coll, 4.44m, w:-0.4; 6. Lauren Harper, TAS Riverside HS, 3.94m, w:1.4.

**Long Jump Gold** 1. Caitlin Stanley, SA Walford Ang. Girls, 4.66m, w:0.4; 2. Sophia Frankcombe, TAS Riverside HS, 4.55m, w:0.5; 3. Heidi Sutcliffe, VIC Sacred Heart Coll, 4.45m, w:0.5; 4. Khadija Mogg, QLD St Ursulas, 4.43m, w:0.5; 5. Hanne Friis-O'Toole, NSW Monte Sant Angelo Coll, 4.12m, w:1.3; 6. Madeline Bushby, TAS Scotch Oakburn Coll, 3.98m, w:0.7.

**Shot Put Green** 1. Natalie Debeljuh, VIC Sacred Heart Coll, 8.89m; 2. Ashleigh Polzin, QLD St Ursulas, 8.86m; 3. Sarah Fyfe, TAS Scotch Oakburn Coll, 7.87m; 4. Olivia Harris, SA Walford Ang. Girls, 7.81m; 5. Maddy Dwyer, NSW Monte Sant Angelo Coll, 7.00m; 6. Lauren Hepburn, TAS Riverside HS, 6.93m.

**Shot Put Gold** 1. Megan Glover, QLD St Ursulas, 9.51m; 2. Kristina Hekeik, NSW Monte Sant Angelo Coll, 9.35m; 3. Sarah Tintitali, VIC Sacred Heart Coll, 9.12m; 4. Jessica McShane, TAS Scotch Oakburn Coll, 7.95m; 5. Esther Hartog, TAS Riverside HS, 7.02m; 6. Laura Osti, SA Walford Ang. Girls, 6.42m.

**Javelin Throw Green** 1. Jo Cusato, QLD St Ursulas, 33.52m; 2. Natalie Debeljuh, VIC Sacred Heart Coll, 27.52m; 3. Laura Osti, SA Walford Ang. Girls, 25.60m; 4. Maddy Dwyer, NSW Monte Sant Angelo Coll, 23.67m; 5. Emma Bruce, TAS Scotch Oakburn Coll, 23.29m; 6. Alana Blackman, TAS Riverside HS, 22.00m.

**Javelin Throw Gold** 1. Bianca Cheever, VIC Sacred Heart Coll, 33.41m; 2. Ashleigh Polzin, QLD St Ursulas, 29.94m; 3. Edwina Storer, SA Walford Ang. Girls, 29.75m; 4. Hanne Friis-O'Toole, NSW Monte Sant Angelo Coll, 26.52m; 5. Emma Brook, TAS Scotch Oakburn Coll, 22.20m; 6. Lauren Hepburn, TAS Riverside HS, 19.42m.

### Senior Boys

**100 metres Green** (w: 0.5) 1. Shane Alexander, TAS Launceston Coll, 11.55; 2. Heath Buswell, TAS Scotch Oakburn Coll, 11.84; 3. Matthew Bonar, NSW Barker Coll, 11.99; 4. Nicholas Ward, SA Mercedes Coll, 12.50; 5. Daniel De Vries, QLD John Paul Coll, 12.64.

**100 metres Gold** (w: NWI) 1. Daniel Mace, TAS Scotch Oakburn Coll, 11.59; 2. Stuart Bussell, NSW Barker Coll, 11.61; 3. Matthew Burgess, TAS Launceston Coll, 11.62; 4. Ezera Sykes, QLD John Paul Coll, 11.72; 5. Robert Malvaso, SA Mercedes Coll, 12.55.

**400 metres Green** 1. Daniel Mace, TAS Scotch Oakburn Coll, 51.31; 2. Michael MacNamara, QLD John Paul Coll, 52.00; 3. Jarrod Ryan, TAS Launceston Coll, 54.28; 4. Damian Pryer, SA Mercedes Coll, 54.80; 5. Rohan Peiris, NSW Barker Coll, 58.12.

**400 metres Gold** 1. Ezera Sykes, QLD John Paul Coll, 51.59; 2. Tom Ingham, TAS Scotch Oakburn Coll, 54.02; 3. Shane Alexander, TAS Launceston Coll, 54.73; 4. Stuart Bussell, NSW Barker Coll, 56.01; 5. Simon Spry, SA Mercedes Coll, 59.01.

**1500 metres Green** 1. Simon Spry, SA Mercedes Coll, 4:13.53; 2. Luke Sorenson, QLD John Paul Coll, 4:27.32; 3. Tim Deavin, TAS Scotch Oakburn Coll, 4:27.47; 4. Rohan Peiris, NSW Barker Coll, 4:42.77; 5. Josh Schouten, TAS Launceston Coll, 5:20.51.

**1500 metres Gold** 1. Damian Pryer, SA Mercedes Coll, 4:12.85; 2. Michael MacNamara, QLD John Paul Coll, 4:16.21; 3. Nicholas Fahey, NSW Barker Coll, 4:33.34; 4. Tom Ingham, TAS Scotch Oakburn Coll, 4:45.67; 5. Chris Hills, TAS Launceston Coll, 4:49.77.

**200 metres Hurdles Green** (w: -0.9) 1. Matthew Burgess, TAS Launceston Coll, 26.65; 2. Anthony MacNamara, QLD John Paul Coll, 27.36; 3. Sam Proctor, TAS Scotch Oakburn Coll, 27.70; 4. Heath Doolette-Cox, SA Mercedes Coll, 31.53; 5. Scott Davis, NSW Barker Coll, 35.16.

**200 metres Hurdles Gold** (w: 2.0) 1. Matthew Bonar, NSW Barker Coll, 26.44; 2. Ewan McKenzie, TAS Launceston Coll, 27.16; 3. Richard Winzenberg, TAS Scotch Oakburn Coll, 27.33; 4. Samuel Broadbridge, SA Mercedes Coll, 27.68; 5. Chris Holness, QLD John Paul Coll, 28.35.

**4x400 metres Relay** 1. QLD John Paul Coll (Michael MacNamara, Luke Sorenson, Ezera Sykes, Chris Holness), 3:28.36; 2. TAS Scotch Oakburn Coll (Daniel Mace, George Gatenby, Heath Buswell, Simon Dornauf), 3:35.11; 3. TAS Launceston Coll (Ewan McKenzie, Jarrod Ryan, Shane Alexander, Matthew Burgess), 3:38.48; 4. NSW Barker Coll (Stuart Bussell, Matthew Bonar, Scott Davis, Geoff Davis), 3:39.38; 5. SA Mercedes Coll (Samuel Broadbridge, Simon Spry, Damian Pryer), 3:52.02.

## IGA Schools Knockout National Final, Plate Competition *(continued...)* Northern Athletic Centre, Launceston, Tasmania, 10th December 2002

**Triple Jump Green** 1. Alex Doolan, TAS Scotch Oakburn Coll, 12.73m, w:-0.4; 2. Jarrod Ryan, TAS Launceston Coll, 12.19m, w:-0.4; 3. Scott Davis, NSW Barker Coll, 11.95m, w:+0.0; 4. Nicholas Ward, SA Mercedes Coll, 11.90m, w:-0.5; 5. Daniel De Vries, QLD John Paul Coll, 11.49m, w:-0.4.

**Triple Jump Gold** 1. Geoff Davis, NSW Barker Coll, 14.08m, w:-1.0; 2. Heath Buswell, TAS Scotch Oakburn Coll, 12.58m, w:-0.5; 3. Chris Holness, QLD John Paul Coll, 12.34m, w:+0.0; 4. Allan O'Sign, TAS Launceston Coll, 12.14m, w:0.4; 5. Andrew Burton, SA Mercedes Coll, 11.67m, w:-0.6.

**Shot Put Green** 1. Anthony MacNamara, QLD John Paul Coll, 12.51m; 2. Nathan Grima, TAS Launceston Coll, 11.57m; 3. Tim Deavin, TAS Scotch Oakburn Coll, 11.49m; 4. Jonathan Tyler, NSW Barker Coll, 11.01m; 5. Samuel Broadbridge, SA Mercedes Coll, 7.75m.

**Shot Put Gold** 1. Tim Woods, QLD John Paul Coll, 15.24m; 2. Corey Beauchamp, NSW Barker Coll, 14.96m; 3. Luke Edgley, TAS Launceston Coll, 14.63m; 4. George Gatenby, TAS Scotch Oakburn Coll, 12.90m; 5. Robert Malvaso, SA Mercedes Coll, 11.99m.

**Javelin Throw Green** 1. Luke Edgley, TAS Launceston Coll, 53.98m; 2. Jonathan Tyler, NSW Barker Coll, 48.39m; 3. Heath Doolette-Cox, SA Mercedes Coll, 46.63m; 4. Richard Winzenberg, TAS Scotch Oakburn Coll, 43.52m; 5. Mark Jordan, QLD John Paul Coll, 39.80m.

**Javelin Throw Gold** 1. Geoff Davis, NSW Barker Coll, 54.89m; 2. Ewan McKenzie, TAS Launceston Coll, 53.99m; 3. Tim Woods, QLD John Paul Coll, 52.96m; 4. Julius Salerno, SA Mercedes Coll, 47.79m; 5. George Gatenby, TAS Scotch Oakburn Coll, 42.43m.

### Junior Boys

**100 metres Green** (w: 0.5) 1. Thomas Pfundt, TAS St Patricks, 12.02; 2. Nick McGrath, NSW Narrabeen SHS, 12.09; 3. George Bardis, VIC Caulfield Gram, 12.23; 4. Ryan Smith, SA Trinity Coll, 12.40; 5. Patrick Ward, TAS St Virgils Coll, 12.50.

**100 metres Gold** (w: 1.1) 1. John Nicolosi, VIC Caulfield Gram, 11.69; 2. Chris Clear, TAS St Patricks, 11.91; 3. Harry Berryman, NSW Narrabeen SHS, 11.94; 4. George Miller, TAS St Virgils Coll, 12.20; 5. Brad Modra, SA Trinity Coll, 12.99.

**200 metres Green** (w: NW1) 1. John Nicolosi, VIC Caulfield Gram, 23.98; 2. Thomas Pfundt, TAS St Patricks, 24.16; 3. Nick McGrath, NSW Narrabeen SHS, 24.86; 4. Ben Rogers, SA Trinity Coll, 24.88; 5. Nick Hill, TAS St Virgils Coll, 25.69.

**200 metres Gold** (w: NW1) 1. Joshua Schmidt, VIC Caulfield Gram, 24.24; 2. Harry Berryman, NSW Narrabeen SHS, 24.40; 3. Ashley Chapman, TAS St Patricks, 24.67; 4. George Miller, TAS St Virgils Coll, 24.70; 5. Innes MacPhail, SA Trinity Coll, 26.00.

**800 metres Green** 1. Michael Keenan, VIC Caulfield Gram, 2:02.88; 2. Sam Morey, TAS St Virgils Coll, 2:12.22; 3. Bradley Gibbins, TAS St Patricks, 2:14.70; 4. Joel Allwright, SA Trinity Coll, 2:15.59; 5. Daniel Hill, NSW Narrabeen SHS, 2:17.47.

**800 metres Gold** 1. Ben Rogers, SA Trinity Coll, 2:02.54; 2. Joshua Schmidt, VIC Caulfield Gram, 2:06.86; 3. Blake Van Der Woude, NSW Narrabeen SHS, 2:11.35; 4. Dane Fenton, TAS St Patricks, 2:13.23; 5. Kyran Hill, TAS St Virgils Coll, 2:13.27.

**200 metres Hurdles Green** (w: NW1) 1. Blair Kean, TAS St Virgils Coll, 26.78; 2. Ben Guerin, SA Trinity Coll, 26.95; 3. Andrew Simmons, VIC Caulfield Gram, 27.37; 4. Marcus Welsh, TAS St Patricks, 27.67; 5. Richard Goodwin, NSW Narrabeen SHS, 28.70.

**200 metres Hurdles Gold** (w: NW1) 1. Aaron Rouge-Serret, VIC Caulfield Gram, 27.38; 2. Tim Eliot, NSW Narrabeen SHS, 27.66; 3. Patrick Ward, TAS St Virgils Coll, 27.93; 4. Daniel Hain, SA Trinity Coll, 29.41; 5. Bradey Davis, TAS St Patricks, 29.45.

**4x200 metres Relay** 1. VIC Caulfield Gram (George Bardis, John Nicolosi, Adrian Fleming, Joshua Schmidt), 1:36.20; 2. TAS St Patricks (Thomas Pfundt, Marcus Welsh, Ashley Chapman, Chris Clear), 1:36.63; 3. TAS St Virgils Coll (Blair Kean, Nick Hill, Patrick Ward, George Miller), 1:38.67; 4. SA Trinity Coll (Ryan Smith, Ben Guerin, Innes MacPhail, Ben Rogers), 1:38.71; 5. NSW Narrabeen SHS (Tim Eliot, Lachlan McLean, Nick McGrath, Harry Berryman), 1:39.42.

**High Jump Green** 1. Brett Booth, TAS St Virgils Coll, 1.70m; 1. Adrian Fleming, VIC Caulfield Gram, 1.70m; 3. Mitch Thorpe, TAS St Patricks, 1.65m; 4. Joel Allwright, SA Trinity Coll, 1.60m; 5. James Mafumo, NSW Narrabeen SHS, 1.45m.

**High Jump Gold** 1. Jack Riewoldt, TAS St Virgils Coll, 1.65m; 2. Thomas Baker, TAS St Patricks, 1.60m; 3. Lachlan McLean, NSW Narrabeen SHS, 1.55m; 3. Nicholas Chapman, VIC Caulfield Gram, 1.55m; 3. Brett Collins, SA Trinity Coll, 1.55m.

**Triple Jump Green** 1. Nick Hill, TAS St Virgils Coll, 12.44m, w:-0.6; 2. Adrian Fleming, VIC Caulfield Gram, 12.40m, w:-1.1; 3. Marcus Welsh, TAS St Patricks, 11.44m, w:-1.2; 4. Ben Guerin, SA Trinity Coll, 11.03m, w:-0.6; 5. James Mafumo, NSW Narrabeen SHS, 10.87m, w:-0.3.

**Triple Jump Gold** 1. Blair Kean, TAS St Virgils Coll, 12.79m, w:-1.0; 2. Shaun Bowden, NSW Narrabeen SHS, 12.12m, w:-1.4; 3. Aaron Rouge-Serret, VIC Caulfield Gram, 11.87m, w:-1.4; 4. Brad Modra, SA Trinity Coll, 11.06m, w:-1.2; 5. Mitch Thorpe, TAS St Patricks, 10.98m, w:-0.8.

**Discus Throw Green** 1. Daniel Hain, SA Trinity Coll, 35.99m; 2. Jamie Di-Ienzo, TAS St Virgils Coll, 31.28m; 3. Mark Barrett, TAS St Patricks, 30.54m; 4. Richard Goodwin, NSW Narrabeen SHS, 27.90m; 5. Michael Keenan, VIC Caulfield Gram, 26.81m.

**Discus Throw Gold** 1. Ben Galic, SA Trinity Coll, 42.19m; 2. Daniel Jetter, VIC Caulfield Gram, 39.37m; 3. Jack Riewoldt, TAS St Virgils Coll, 32.89m; 4. Chris Clear, TAS St Patricks, 30.02m; 5. Mustafa Baluch, NSW Narrabeen SHS, 28.35m.

## IGA Schools Knockout National Final, Cup Competition

### Northern Athletic Centre, Launceston, Tasmania, 10th December 2002

<b>Senior Girls Cup</b>	1.	QLD	Fairholme College	103 points
	2.	NSW	Westfields Sports High School	97 points
	3.	SA	Trinity College	91 points
	4.	VIC	Sacred Heart College	72 points
	5.	TAS	Scotch Oakburn College	69 points
	6.	WA	Penrhos College	63 points

<b>Junior Girls Cup</b>	1.	NSW	Endeavour Sports High School	105 points
	2.	VIC	Frankston High School	88 points
	3.	QLD	Townsville Grammar	81 points
	4.	SA	Trinity College	76 points
	5.	TAS	St Patricks College	73 points
	6.	WA	Penrhos College	69 points

<b>Senior Boys Cup</b>	1.	QLD	Anglican Church Grammar	107 points
	2.	NSW	Westfields Sports High School	99 points
	3.	VIC	Berwick Secondary College	83 points
	4.	TAS	Guilford Young College	83 points
	5.	SA	Pembroke School	74 points

<b>Junior Boys Cup</b>	1.	VIC	Melbourne High School	105 points
	2.	QLD	St Josephs Gregory Terrace	99 points
	3.	NSW	Westfields Sports High School	91 points
	4.	TAS	Scotch Oakburn College	86 points
	5.	SA	Pulteney Grammar	61 points

#### Senior Girls

**100 metres Green** (w: +0.0) 1. Corinne Archer, NSW Westfield Sp HS, 12.97; 2. Gemma Etheridge, QLD Fairholme Coll, 13.16; 3. Jess Rossi, VIC Sacred Heart Coll, 13.68; 4. Zoe Arnold, WA Penrhos Coll, 13.96; 4. Ellie Price, TAS Scotch Oakburn Coll, 13.96; 6. Danielle Green, SA Trinity Coll, 14.24.

**100 metres Gold** (w: 2.1) 1. Naomi Bligh, NSW Westfield Sp HS, 12.29; 2. Pip Kehoe, QLD Fairholme Coll, 12.32; 3. Katherine Anderson, SA Trinity Coll, 13.18; 4. Emelyn Moles, TAS Scotch Oakburn Coll, 13.46; 5. Sally Jeffree, WA Penrhos Coll, 13.52; 6. Lauren Hamilton, VIC Sacred Heart Coll, 14.18.

**800 metres Green** 1. Shannon Hill, NSW Westfield Sp HS, 2:21.43; 2. Celia Cosgriff, VIC Sacred Heart Coll, 2:21.71; 3. Rebecca Koziem, SA Trinity Coll, 2:24.62; 4. Carly Etheridge, QLD Fairholme Coll, 2:25.61; 5. Janna Haak, WA Penrhos Coll, 2:38.66; 6. Fiona Tatchell, TAS Scotch Oakburn Coll, 2:43.90.

**800 metres Gold** 1. Alice McDonald, QLD Fairholme Coll, 2:17.91; 2. Camilla Whishaw, TAS Scotch Oakburn Coll, 2:18.57; 3. Lauren Miller, WA Penrhos Coll, 2:18.68; 4. Kristy Radnidge, NSW Westfield Sp HS, 2:21.15; 5. Megan Hedges, SA Trinity Coll, 2:22.53; 6. Ashleigh Wall, VIC Sacred Heart Coll, 2:24.12.

**3000 metres Green** 1. Shannon Hill, NSW Westfield Sp HS, 10:58.38; 2. Alice McDonald, QLD Fairholme Coll, 11:12.08; 3. Rebecca Koziem, SA Trinity Coll, 11:18.21; 4. Kirsty Suffield, VIC Sacred Heart Coll, 11:42.55; 5. Anna Hyde, TAS Scotch Oakburn Coll, 12:52.10; 6. Janna Haak, WA Penrhos Coll, 12:54.49.

**3000 metres Gold** 1. Camilla Whishaw, TAS Scotch Oakburn Coll, 10:34.66; 2. Ashleigh Wall, VIC Sacred Heart Coll, 10:50.79; 3. Jessie Hall, QLD Fairholme Coll, 10:53.27; 4. Kristy Radnidge, NSW Westfield Sp HS, 11:46.11; 5. Penelope Woollard, WA Penrhos Coll, 12:09.53; 6. Danielle Green, SA Trinity Coll, 12:38.64.

**200 metres Hurdles Green** (w: 1.2) 1. Chelsea Jaensch, SA Trinity Coll, 27.85; 2. Nikki Etheridge, QLD Fairholme Coll, 29.87; 3. Melinda Vidgal, NSW Westfield Sp HS, 30.20; 4. Celia Cosgriff, VIC Sacred Heart Coll, 30.70; 5. Alice Smith, TAS Scotch Oakburn Coll, 34.07; 6. Zoe Arnold, WA Penrhos Coll, 42.50.

**200 metres Hurdles Gold** (w: 1.3) 1. Pip Kehoe, QLD Fairholme Coll, 28.11; 2. Corinne Archer, NSW Westfield Sp HS, 28.27; 3. Katherine Anderson, SA Trinity Coll, 29.91; 4. Samantha Milford, WA Penrhos Coll, 31.32; 5. Imogen Hay, TAS Scotch Oakburn Coll, 33.48; 6. Nicole Gerrard, VIC Sacred Heart Coll, 33.88.

## IGA Schools Knockout National Final, Cup Competition *(continued...)* Northern Athletic Centre, Launceston, Tasmania, 10th December 2002

**4x400 metres Relay** 1. NSW Westfield Sp HS (Melinda Vidigal, Shannon Hill, Naomi Bligh, Corinne Archer), 4:01.46; 2. QLD Fairholme Coll (Gemma Etheridge, Carly Etheridge, Nikki Etheridge, Pip Kehoe), 4:03.85; 3. SA Trinity Coll (Sarah Harrison, Katherine Anderson, Chelsea Jaensch, Megan Hedges), 4:05.56; 4. WA Penrhos Coll (Lauren Miller, Sally Jeffree, Jacqueline Prosser, Samantha Milford), 4:17.92; 5. VIC Sacred Heart Coll (Lauren Hamilton, Kirsty Suffield, Ashleigh Wall, Celia Cosgriff), 4:19.41; 6. TAS Scotch Oakburn Coll (Alice Smith, Emelyn Moles, Jo Edmunds, Fiona Tatchell), 4:26.66.

**High Jump Green** 1. Alisha Hewett, SA Trinity Coll, 1.60m; 2. Samantha Milford, WA Penrhos Coll, 1.53m; 2. Leanne Spokes, VIC Sacred Heart Coll, 1.53m; 4. Carly Etheridge, QLD Fairholme Coll, 1.45m; 5. Jo Edmunds, TAS Scotch Oakburn Coll, 1.40m; 5. Joanna Mahoney, NSW Westfield Sp HS, 1.40m.

**High Jump Gold** 1. Angela Natalier, QLD Fairholme Coll, 1.56m; 2. Megan Hedges, SA Trinity Coll, 1.45m; 3. Hannah Ferguson, VIC Sacred Heart Coll, 1.40m; 3. Imogen Hay, TAS Scotch Oakburn Coll, 1.40m; 3. Dani Saunderson, NSW Westfield Sp HS, 1.40m; 6. Jacqueline Prosser, WA Penrhos Coll, 1.30m.

**Long Jump Green** 1. Chelsea Jaensch, SA Trinity Coll, 5.72m, w:1.1; 2. Tara Swinfield, NSW Westfield Sp HS, 5.05m, w:1.3; 2. Sally Jones, QLD Fairholme Coll, 5.05m, w:1.2; 4. Leanne Spokes, VIC Sacred Heart Coll, 4.90m, w:0.6; 5. Lydia Hirst, WA Penrhos Coll, 4.35m, w:1.3; 6. Jo Edmunds, TAS Scotch Oakburn Coll, 3.60m, w:1.3.

**Long Jump Gold** 1. Nikki Etheridge, QLD Fairholme Coll, 5.32m, w:2.4; 2. Shivanthi Siva, NSW Westfield Sp HS, 4.76m, w:1.1; 3. Alisha Hewett, SA Trinity Coll, 4.74m, w:0.8; 4. Jacqueline Prosser, WA Penrhos Coll, 4.23m, w:1.9; 5. Rose Tilsley, TAS Scotch Oakburn Coll, 4.12m, w:0.6; 6. Chelsea Ferguson, VIC Sacred Heart Coll, 4.08m, w:1.0.

**Discus Throw Green** 1. Sharyn Dickson, NSW Westfield Sp HS, 40.26m; 2. Vennessa Galic, SA Trinity Coll, 32.53m; 3. Angela Natalier, QLD Fairholme Coll, 27.71m; 4. Kirsty Suffield, VIC Sacred Heart Coll, 23.68m; 5. Laura Davis, TAS Scotch Oakburn Coll, 23.64m; 6. Lydia Hirst, WA Penrhos Coll, 23.14m.

**Discus Throw Gold** 1. Nicole Pfeffer, QLD Fairholme Coll, 29.38m; 2. Tamra Cross, SA Trinity Coll, 27.95m; 3. Emelyn Moles, TAS Scotch Oakburn Coll, 25.11m; 4. Hannah Ferguson, VIC Sacred Heart Coll, 24.99m; 5. Tara Swinfield, NSW Westfield Sp HS, 24.19m; 6. Lauren Miller, WA Penrhos Coll, 14.06m.

### Junior Girls

**100 metres Green** (w: +0.0) 1. Courtney Jaensch, SA Trinity Coll, 12.70; 2. Tara Holt, NSW Endeavour SHS, 12.98; 3. Lindsey Radin, TAS St Patricks, 13.04; 4. Brooke Campbell, VIC Frankston HS, 13.62; 5. Thea Morris, QLD Townsville Gram, 13.65; 6. Fiona Andrews, WA Penrhos Coll, 13.83.

**100 metres Gold** (w: -0.8) 1. Maricor Wenca, NSW Endeavour SHS, 12.32; 2. Katie Florence, QLD Townsville Gram, 13.17; 3. Monique Chirgwin, VIC Frankston HS, 13.22; 4. Zara Olekalns, SA Trinity Coll, 13.57; 5. Daniela Weinrich, TAS St Patricks, 13.62; 6. Erin Hammond, WA Penrhos Coll, 13.84.

**200 metres Green** (w: 0.7) 1. Jacinta Doyle, NSW Endeavour SHS, 26.24; 2. Megan Wheatley, WA Penrhos Coll, 26.53; 3. Gabby Loizou, VIC Frankston HS, 26.94; 4. Danielle Taylor, TAS St Patricks, 27.04; 5. Zara Olekalns, SA Trinity Coll, 28.05; 6. Thea Morris, QLD Townsville Gram, 29.35.

**200 metres Gold** (w: -0.4) 1. Maricor Wenca, NSW Endeavour SHS, 25.80; 2. Rachel Phillips, QLD Townsville Gram, 26.70; 3. Chloe Edwards, VIC Frankston HS, 26.84; 4. Rebecca O'Dea, SA Trinity Coll, 27.55; 5. Katherine Crierie, WA Penrhos Coll, 28.13; 6. Jacqui Cullen, TAS St Patricks, 28.87.

**800 metres Green** 1. Zoe Warrington, VIC Frankston HS, 2:21.73; 2. Skye Drysdale, NSW Endeavour SHS, 2:24.04; 3. Madeline Thompson, WA Penrhos Coll, 2:28.84; 4. Danielle Taylor, TAS St Patricks, 2:30.45; 5. Bethany Levett, SA Trinity Coll, 2:36.27; 6. Kate Downie, QLD Townsville Gram, 2:44.04.

**800 metres Gold** 1. Kaarle McCulloch, NSW Endeavour SHS, 2:23.85; 2. Dominic Scott, WA Penrhos Coll, 2:24.07; 3. Rachel Green, VIC Frankston HS, 2:27.03; 4. Daniela Weinrich, TAS St Patricks, 2:29.07; 5. Miriam Wronski, QLD Townsville Gram, 2:45.13; 6. Natalie Anderson, SA Trinity Coll, 2:52.63.

**200 metres Hurdles Green** (w: 1.6) 1. Jessica Hruby, SA Trinity Coll, 29.02; 2. Megan Wheatley, WA Penrhos Coll, 29.10; 3. Sarah McLean, NSW Endeavour SHS, 29.65; 4. Chloe Butler, QLD Townsville Gram, 30.16; 5. Briffany Knee, TAS St Patricks, 31.16; 6. Gabby Loizou, VIC Frankston HS, 31.27.

**200 metres Hurdles Gold** (w: 0.8) 1. Tara Holt, NSW Endeavour SHS, 28.82; 2. Rachel Phillips, QLD Townsville Gram, 29.09; 3. Katherine Crierie, WA Penrhos Coll, 30.04; 4. Lindsey Radin, TAS St Patricks, 30.85; 5. Courtney Jaensch, SA Trinity Coll, 30.86; 6. Brooke Campbell, VIC Frankston HS, 31.57.

**4x200 metres Relay** 1. NSW Endeavour SHS (Tara Holt, Skye Drysdale, Jacinta Doyle, Maricor Wenca), 1:44.04; 2. QLD Townsville Gram (Katie Florence, Chloe Butler, Thea Morris, Rachel Phillips), 1:47.66; 3. VIC Frankston HS (Gabby Loizou, Stacey Stewart, Chloe Edwards, Monique Chirwing), 1:48.02; 4. TAS St Patricks Coll (Danielle Taylor, Daniela Weinrich, Lindsey Radin, Briffany Knee), 1:48.73; 5. SA Trinity Coll (Courtney Jaensch, Rebecca O'Dea, Zara Olekalns, Jessica Hruby), 1:49.40; 6. WA Penrhos Coll (Georgia Baker, Megan Wheatley, Katherine Crierie, Fiona Andrews), 1:50.81.

**Long Jump Green** 1. Katie Florence, QLD Townsville Gram, 5.12m, w:-0.9; 2. Sarah McLean, NSW Endeavour SHS, 5.08m, w:1.2; 3. Stacey Stewart, VIC Frankston HS, 4.86m, w:-0.6; 4. Briffany Knee, TAS St Patricks, 4.44m, w:-1.1; 5. Rebecca O'Dea, SA Trinity Coll, 4.32m, w:1.3; Christine Goonewardene, WA Penrhos Coll, ND, w:NWI.

**Long Jump Gold** 1. Jacinta Doyle, NSW Endeavour SHS, 5.10m, w:1.2; 2. Chloe Edwards, VIC Frankston HS, 5.09m, w:-0.4; 3. Jessica Hruby, SA Trinity Coll, 4.94m, w:0.6; 4. Chloe Butler, QLD Townsville Gram, 4.55m, w:-1.3; 5. Emma Sweetman, WA Penrhos Coll, 4.45m, w:0.4; 6. Georgia Bolzonello, TAS St Patricks, 4.03m, w:1.3.

**Shot Put Green** 1. Jessica Mansell, NSW Endeavour SHS, 10.23m; 2. Kristy-Lee Galic, SA Trinity Coll, 9.69m; 3. Georgia Baker, WA Penrhos Coll, 9.26m; 4. Cassie Scott, TAS St Patricks, 8.72m; 5. Courtney Janssens, VIC Frankston HS, 8.59m; 6. Stephanie Buckley, QLD Townsville Gram, 5.85m.

**Shot Put Gold** 1. Brooke Reynolds, QLD Townsville Gram, 10.50m; 2. Hayley Janssens, VIC Frankston HS, 9.19m; 3. Brooke Martin, TAS St Patricks, 8.57m; 4. Jodie Rich, SA Trinity Coll, 7.52m; 5. Jessica Stanley, WA Penrhos Coll, 7.40m; 6. Adriana Michael, NSW Endeavour SHS, 7.30m.

**Javelin Throw Green** 1. Anna Whittaker, VIC Frankston HS, 29.78m; 2. Cassie Scott, TAS St Patricks, 27.15m; 3. Kristy-Lee Galic, SA Trinity Coll, 25.48m; 4. Georgia Baker, WA Penrhos Coll, 23.97m; 5. Stephanie Buckley, QLD Townsville Gram, 21.88m; 6. Adriana Michael, NSW Endeavour SHS, 21.26m.

**Javelin Throw Gold** 1. Jessica Mansell, NSW Endeavour SHS, 32.32m; 2. Courtney Janssens, VIC Frankston HS, 32.09m; 3. Brooke Reynolds, QLD Townsville Gram, 31.34m; 4. Brooke Martin, TAS St Patricks, 28.77m; 5. Jessica Stanley, WA Penrhos Coll, 26.36m; 6. Melissa Hewett, SA Trinity Coll, 24.31m.

## Senior Boys

**100 metres Green** (w: 1.6) 1. Robert Marks, NSW Westfield Sp HS, 11.28; 2. Alister Ross, QLD Churchie, 11.57; 3. Eddy Tuitupou, VIC Berwick SC, 11.74; 4. Ben Purtell, TAS Guilford Young Coll, 11.96; 5. Heath Nankivell, SA Pembroke School, 12.05.

**100 metres Gold** (w: 0.5) 1. Paul Stickler, NSW Westfield Sp HS, 11.08; 2. Jake Jervis-Bardy, SA Pembroke School, 11.41; 3. Sam Elderfield, QLD Churchie, 11.43; 4. Patrick Coleman, TAS Guilford Young Coll, 11.63; 5. Ben Guerin, VIC Berwick SC, 12.26.

**400 metres Green** 1. Robert Vattovaz, VIC Berwick SC, 50.60; 2. Will Tobin, QLD Churchie, 51.52; 3. Robert Marks, NSW Westfield Sp HS, 53.11; 4. Jake Jervis-Bardy, SA Pembroke School, 53.88; 5. Heath Adams, TAS Guilford Young Coll, 54.84.

**400 metres Gold** 1. Alister Ross, QLD Churchie, 50.14; 2. Matthew Rickards, TAS Guilford Young Coll, 50.73; 3. Heath Nankivell, SA Pembroke School, 52.58; 4. Andrew Bridson, VIC Berwick SC, 53.42; 5. Adam Stone, NSW Westfield Sp HS, 54.37.

**1500 metres Green** 1. James Booth, QLD Churchie, 4:14.57; 2. Toby Medlin, SA Pembroke School, 4:15.89; 3. Aidan Hobbs, NSW Westfield Sp HS, 4:19.94; 4. Patrick Midson, TAS Guilford Young Coll, 4:30.55; 5. Dale Pankhurst, VIC Berwick SC, 4:30.95.

**1500 metres Gold** 1. Jayden Russ, QLD Churchie, 4:14.52; 2. Matthew Russell, NSW Westfield Sp HS, 4:24.84; 3. Will Holmes, TAS Guilford Young Coll, 4:43.77; 4. Sean McEntee, SA Pembroke School, 5:01.86; 5. Tim Livingstone, VIC Berwick SC, 5:11.68.

**200 metres Hurdles Green** (w: 0.9) 1. Isaac Simon, NSW Westfield Sp HS, 25.46; 2. Will Tobin, QLD Churchie, 25.73; 3. Robert Vattovaz, VIC Berwick SC, 26.07; 4. Heath Adams, TAS Guilford Young Coll, 28.63; 5. Sean McEntee, SA Pembroke School, 30.47.

**200 metres Hurdles Gold** (w: 0.9) 1. Paul Stickler, NSW Westfield Sp HS, 24.70; 2. Matthew Rickards, TAS Guilford Young Coll, 25.06; 3. Daniel Dickson, VIC Berwick SC, 26.32; 4. Andrew Southwell, QLD Churchie, 27.16; 5. Paul Hill, SA Pembroke School, 28.15.

**4x400 metres Relay** 1. QLD Anglican Church Gram (Will Tobin, Alister Ross, Andrew Southwell, James Booth), 3:23.58; 2. VIC Berwick SC (Andrew Bridson, Eddy Tuitupou, Daniel Dickson, Robert Vattovaz), 3:27.39; 3. TAS Guilford Young Coll (Heath Adams, Matthew Rickards, Jeremy Hill, Patrick Midson), 3:31.86; 4. NSW Westfield Sp HS (Adam Stone, Aidan Hobbs, Robert Marks, Paul Stickler), 3:31.97; 5. SA Pembroke School (Heath Nankivell, Jake Jervis-Bardy, Sean McEntee, Toby Medlin), 3:32.62.

**Triple Jump Green** 1. Isaac Simon, NSW Westfield Sp HS, 13.60m, w:2.4; 2. Eddy Tuitupou, VIC Berwick SC, 13.19m, w:-0.5; 3. Patrick Midson, TAS Guilford Young Coll, 12.59m, w:-0.6; 4. Peter Lee, QLD Churchie, 12.21m, w:0.9; 5. Toby Medlin, SA Pembroke School, 11.05m, w:0.6.

## IGA Schools Knockout National Final, Cup Competition *(continued...)* Northern Athletic Centre, Launceston, Tasmania, 10th December 2002

**Triple Jump Gold** 1. Patrick Coleman, TAS Guilford Young Coll, 14.13m, w: 1.1; 2. Peter Stevenson, QLD Churchie, 12.55m, w: 1.3; 3. Adam Stone, NSW Westfield Sp HS, 12.23m, w: 0.5; 4. Brendan Kimber, VIC Berwick SC, 11.78m, w: -1.5; Paul Hill, SA Pembroke School, ND, w: NWL.

**Shot Put Green** 1. Ben Thomson, QLD Churchie, 14.62m; 2. Bradley Lowe, NSW Westfield Sp HS, 13.55m; 3. James Hanisch, SA Pembroke School, 11.95m; 4. Kym Jones, VIC Berwick SC, 11.59m; 5. Brendan Fletcher, TAS Guilford Young Coll, 11.12m.

**Shot Put Gold** 1. Greg Koliopoulos, NSW Westfield Sp HS, 15.85m; 2. Tim Evans, QLD Churchie, 14.86m; 3. Brendan Kimber, VIC Berwick SC, 11.40m; 4. Bede Miller, TAS Guilford Young Coll, 11.39m; 5. Will Brown, SA Pembroke School, 10.50m.

**Javelin Throw Green** 1. Andrew Southwell, QLD Churchie, 58.19m; 2. Luke Meadows, SA Pembroke School, 48.58m; 3. Bede Miller, TAS Guilford Young Coll, 45.29m; 4. Lindsay Pye, NSW Westfield Sp HS, 43.33m; 5. Kym Jones, VIC Berwick SC, 38.93m.

**Javelin Throw Gold** 1. Ben Thomson, QLD Churchie, 60.36m; 2. Will Brown, SA Pembroke School, 42.65m; 3. Tim Livingstone, VIC Berwick SC, 42.53m; 4. Trent Hobbs, NSW Westfield Sp HS, 37.78m; 5. Brendan Fletcher, TAS Guilford Young Coll, 17.40m.

### Junior Boys

**100 metres Green** (w: 1.9) 1. Charles Niles, VIC Melb HS, 11.51; 2. Jace Bode, SA Pulteney Gram, 11.85; 3. Jack Keatinge, QLD Terrace, 11.95; 4. Dale Jenner, NSW Westfield Sp HS, 12.26; 5. Cale Ayres, TAS Scotch Oakburn Coll, 12.44.

**100 metres Gold** (w: 1.4) 1. Jeremy Cocks, NSW Westfield Sp HS, 11.69; 2. Jason Poon, VIC Melb HS, 11.73; 3. Sam Smith, TAS Scotch Oakburn Coll, 11.92; 4. Sam Burt, SA Pulteney Gram, 12.09; 5. Sam Brown, QLD Terrace, 12.12.

**200 metres Green** (w: -1.1) 1. Charles Niles, VIC Melb HS, 23.68; 2. Jeremy Cocks, NSW Westfield Sp HS, 23.82; 3. Jace Bode, SA Pulteney Gram, 23.83; 4. Sam Smith, TAS Scotch Oakburn Coll, 23.90; 5. Jackson Darby, QLD Terrace, 24.25.

**200 metres Gold** (w: 1.3) 1. Jason Poon, VIC Melb HS, 23.65; 2. Sean Hennessy, QLD Terrace, 24.22; 3. Gavin Mace, TAS Scotch Oakburn Coll, 24.48; 4. Sam Burt, SA Pulteney Gram, 24.73; 5. Dale Jenner, NSW Westfield Sp HS, 25.26.

**800 metres Green** 1. Mitchell Jones, QLD Terrace, 2:05.15; 2. Gavin Mace, TAS Scotch Oakburn Coll, 2:10.67; 3. Luke Chong, VIC Melb HS, 2:12.82; 4. Josh Landers, NSW Westfield Sp HS, 2:14.98; 5. Kostya Khudoshin, SA Pulteney Gram, 2:17.26.

**800 metres Gold** 1. Jackson Darby, QLD Terrace, 2:08.32; 2. Nat Zwartz, VIC Melb HS, 2:11.39; 3. Nick Dornhauf, TAS Scotch Oakburn Coll, 2:11.91; 4. Marc Schofield, NSW Westfield Sp HS, 2:14.03; 5. Matt Henwood, SA Pulteney Gram, 2:14.57.

**200 metres Hurdles Green** (w: 1.1) 1. Sean Hennessy, QLD Terrace, 26.66; 2. Lucas Toman, VIC Melb HS, 26.98; 3. Daniel Small, NSW Westfield Sp HS, 27.47; 4. Cale Ayres, TAS Scotch Oakburn Coll, 28.52; Lex Garritt, SA Pulteney Gram, DNF.

**200 metres Hurdles Gold** (w: 0.6) 1. Theo Oostveen, VIC Melb HS, 26.77; 2. Benny Winkle, QLD Terrace, 27.65; 3. Ben Fisher, TAS Scotch Oakburn Coll, 28.80; 4. Daniel Taylor, NSW Westfield Sp HS, 29.38; 5. Richard Pember, SA Pulteney Gram, 29.72.

**4x200 metres Relay** 1. VIC Melbourne HS (Lucas Toman, Charles Niles, Randika Senadheera, Jason Poon), 1:34.37; 2. QLD St Josephs Greg Tce (Jack Keatinge, Jackson Darby, Benny Winkle, Sean Hennessy), 1:36.78; 3. TAS Scotch Oakburn Coll (Sam Smith, Gavin Mace, Ben Fisher, Cale Ayres), 1:37.51; 4. NSW Westfield Sp HS (Andrew Semple, Marc Schofield, Dale Jenner, Jeremy Cocks), 1:40.08; 5. SA Pulteney Gram (Jace Bode, Sam Burt, Jordan Long, Lex Garritt), 1:41.72.

**High Jump Green** 1. Brett Kitchin, TAS Scotch Oakburn Coll, 1.84m; 2. Daniel Small, NSW Westfield Sp HS, 1.65m; 3. Shaun Kennedy, QLD Terrace, 1.60m; 3. William Girdwood, VIC Melb HS, 1.60m; 5. Jordan Long, SA Pulteney Gram, 1.44m.

**High Jump Gold** 1. Liam Zamel-Paez, QLD Terrace, 1.87m; 2. Andrew Semple, NSW Westfield Sp HS, 1.73m; 3. Ewan Harbord, SA Pulteney Gram, 1.65m; 3. Theo Oostveen, VIC Melb HS, 1.65m; 5. Sam Atkins, TAS Scotch Oakburn Coll, 1.60m.

**Triple Jump Green** 1. Andrew Semple, NSW Westfield Sp HS, 13.04m, w: +0.0; 2. Luke Chong, VIC Melb HS, 12.15m, w: -0.9; 3. Jack Keatinge, QLD Terrace, 11.95m, w: -0.4; 4. Brett Kitchin, TAS Scotch Oakburn Coll, 11.39m, w: 1.2; 5. Braden Cichinski, SA Pulteney Gram, 11.27m, w: -0.4.

**Triple Jump Gold** 1. Randika Senadheera, VIC Melb HS, 13.37m, w: +0.0; 2. Shaun Kennedy, QLD Terrace, 12.37m, w: 0.4; 3. Marc Schofield, NSW Westfield Sp HS, 10.96m, w: -0.7; 4. Sam Atkins, TAS Scotch Oakburn Coll, 10.66m, w: -0.4; 5. Jordan Long, SA Pulteney Gram, 10.62m, w: -0.6.

**Discus Throw Green** 1. Charles Lord, TAS Scotch Oakburn Coll, 50.57m; 2. Matthew Roberts, QLD Terrace, 44.18m; 3. Matthew Outzen, NSW Westfield Sp HS, 39.94m; 4. Lachlan Evans, VIC Melb HS, 37.72m; 5. James Katsarelis, SA Pulteney Gram, 29.62m.

**Discus Throw Gold** 1. Angus Rigby, VIC Melb HS, 45.25m; 2. Jamal Idris, NSW Westfield Sp HS, 40.53m; 3. Jon Campfin, QLD Terrace, 37.78m; 4. James Guest, TAS Scotch Oakburn Coll, 32.45m; Ewan Harbord, SA Pulteney Gram, ND.

## Performances of Australian Athletes in International Competition 2002

### EKIDENS

#### Beijing Women's Ekiden, China – 17th February 2002

Women				Individual		Team	
Leg				Time	Place	Time	Place
1.	10km	Sue Michelsson	VIC	34:01	8th	34:01	8th
2.	5km	Melissa Rollison	QLD	16:36	3rd	50:37	6th
3.	10km	Lee-Anne Turner	SA	38:13	9th	1:26:50	8th
4.	5km	Victoria Mitchell	VIC	17:17	9th	1:44:07	8th
5.	5km	Erin Hargrave	NSW	17:28	11th	2:01:35	8th
6.	7.195km	Joy Terry	ACT	24:44	4th	2:26:19	8th
Reserve	7.195km	Ardine Voogt	QLD	26:40	13th	2:31:03	10th

Winner China 2:14:27 / Australian Team 8th 2:26:19

Manager: Brian Chapman QLD  
 Massage Therapist: Lauren Brown WA

#### Yokohama Women's Ekiden, Japan - 24th February 2002

Women				Individual		Team	
Leg				Time	Place	Time	Place
1.	5km	Victoria Mitchell	VIC	16:52	14th	16:52	14th
2.	10km	Jackie Gallagher	ACT	33:36	8th	50:28	10th
3.	6km	Joanna Wall	VIC	20:36	9th	1:11:04	9th
4.	6.195km	Belinda Martin	NSW	20:44	11th	1:31:48	9th
5.	10km	Claudine Smith	QLD	37:38	15th	2:09:26	14th
6.	5km	Samantha Hughes	QLD	17:05	11th	2:26:31	14th
Reserve		Lauren Crowe	VIC				

Winner Japan 2:12:05 / Australian Team 14th 2:26:31

Manager/Coach: Robert O'Donnell VIC  
 Massage Therapist: Lauren Brown WA

#### International Chiba Ekiden, Japan - 23rd November 2002

Women				Individual		Team	
Leg				Time	Place	Time	Place
1.	10km	Natalie Harvey	VIC	32:21	7th	32:21	7th
2.	5km	Clair Fearnley	VIC	16:51	12th	49:12	7th
3.	10km	Joy Terry-Granrose	ACT	34:46	11th	1:23:58	9th
4.	5km	Haley McGregor	VIC	16:14	5th	1:40:12	8th
5.	4.767km	Kate Seibold	VIC	16:56	9th	1:57:08	9th
6.	7.428km	Anna Thompson	VIC	24:05	4th	2:21:13	7th
Reserve	5000m	Clare McKechnie	VIC	17:23:68	7th		

Winner Ethiopia 2:14:07 / Australian Team 7th 2:21:13

Men				Individual		Team	
Leg				Time	Place	Time	Place
1.	10km	Simon Field	VIC	28:38	9th	28:38	9th
2.	5km	Brett Cartwright	ACT	14:08	6th	42:46	9th
3.	10km	Martin Dent	ACT	29:48	10th	1:12:34	9th
4.	5km	Nick Harrison	VIC	14:09	5th	1:26:43	8th
5.	12.195km	Rod de Highden	VIC	36:52	9th	2:03:35	6th
Reserve	5000m	Ryan Taylor	NSW	14:06:68	6th		

Winner Ethiopia 1:57:56 / Australian Team 6th 2:03:35

Manager (Men): Ken Green NSW  
 Manager (Women): Susan Hobson WA  
 Massage Therapist: Bryan Madden VIC



## Performances of Australian Athletes in International Competition 2002 *(continued...)*

### MARATHONS/ROAD RACES

#### World 100km World Challenge, Torhout, Belgium - 21st June 2002

			Time	Place
<b>Men</b> (133 finishers)	Warren Holst	VIC	7:42:11	37th
	Tim Sloan	TAS	7:48:42	43rd
	Adam Barron	QLD	-	DNF

#### World Mountain Running Trophy, Innsbruck, Austria - 13th-15th September 2002

<b>Women</b>	June Petrie	VIC	1:03:24	48th
	Louise Fairfax	TAS	1:05:52	54th
	Susan Clark	VIC	1:09:29	66th

Winner Italy 22 points / Australian Team 17th 168 points

<b>Men</b>	Paul Crake	ACT	1:01:47	16th
	David Osmond	ACT	1:04:15	42nd
	Russell Dessaix-Chin	NSW	1:05:31	60th
	Steven Page	QLD	1:10:07	112th

Winner Italy 37 points / Australian Team 13th 230 points

### CROSS COUNTRY

#### World Cross Country Championships, Dublin, Ireland - 23rd-24th March 2002

<b>Women</b> 4km Short (107 finishers)	Benita Johnson	QLD	13:42	4th
	Anna Thompson	VIC	14:07	15th
	Haley McGregor	VIC	14:25	30th
	Natalie Harvey	VIC	14:34	42nd

Winner Ethiopia 32 points / Australian Team 5th 86 points

<b>Junior Women</b> 4km (108 finishers)	Melissa Rollison	QLD	20:50	9th
	Joanna Wall	VIC	21:36	20th
	Aleisha Anderson	WA	21:56	27th
	Clare McKechnie	VIC	22:26	51st

Winner Kenya 13 points / Australian Team 4th 77 points

<b>Men</b> 12km Long (133 finishers)	Dean Cavuoto	ACT	36:41	37th
	Brett Cartwright	SA	37:07	46th
	Kim Gillard	NSW	37:59	82nd
	Sisay Bezabeh	ACT	38:05	85th
	Julian Dwyer	VIC	38:37	99th

Winner Kenya 18 points / Australian Team 14th 189 points

<b>Men</b> 4km Short (123 finishers)	Craig Mottram	VIC	12:27	5th
	Michael Power	VIC	12:43	21st
	Martin Dent	NSW	13:00	52nd
	Paul Fenn	VIC	13:06	68th
	Mark Thompson	VIC	13:16	81st

Winner Kenya 20 points / Australian Team 8th 120 points

<b>Junior Men</b> 8km (119 finishers)	Clinton Perrett	VIC	25:48	55th
--	-----------------	-----	-------	------

Team Manager: Ken Green NSW  
 Coach: Di Barnes TAS  
 Physiotherapist: Anne Lord VIC

**TRACK & FIELD**

**INAS European Championships, Budapest - 5th-7th July 2002**

**Women**

Norma Koplick QLD	Shot Put	8.76m	Final 4th
	Discus Throw	30.29m	Final 2nd
	Javelin Throw	31.52m	Final 2nd
Lisa Llorens ACT	100 metres	13.26	Final 1st
		12.89	SF3 1st
	200 metres	26.72	Final 1st
		27.24	SF2 1st
Sharon Rackham ACT	Long Jump	4.95m	Final 5th
	200 metres	28.06	Final 6th
		29.98	SF3 2nd
	400 metres	64.68	Final 5th
	66.73	SF1 3rd	

**Men**

Nathan Glarvey QLD	10000 metres	37:33.87	Final 6th
Murray Goldfinch ACT	Shot Put	12.79m	Final 2nd
	Discus Throw	38.12m	Final 1st
Paul Mitchell WA	1500 metres	4:04.72	Final 2nd
	5000 metres	15:22.38	Final 1st
Andrew Newell NSW	100 metres	11.26	Final 2nd
		11.55	SF2 2nd
		11.24	Ht4 Rnd1 1st
	200 metres	22.57	Final 2nd
		23.35	SF1 1st
		23.02	Ht3 Rnd1 2nd
Dean Turner NSW	400 metres	51.32	Final 2nd
		51.28	SF1 1st
	100 metres	12.41	SF2 8th
		12.04	Ht1 Rnd1 3rd
	Long Jump	DNS	
	Triple Jump	11.05m	Final 3rd

Team Manager: John Bell ACT  
 Team Manger/Coach: Brett Jones QLD  
 Coach: Lorraine Feddema WA  
 Personal Aide: Rod Mitchell WA

## Performances of Australian Athletes in International Competition 2002 *(continued...)*

### IPC World Championships for Athletes with a Disability, Lille, France - 16th-28th July 2002

#### Women

Angie Ballard NSW	100 metres	18.17 +0.8	Final 1st (7)
	200 metres	35.50	SF 5th
	400 metres	68.37	Final 6th (7)
	800 metres	2:11.27	Final 5th (7)
Joanne Bradshaw VIC	Shot Put	8.23m	Final 8th (15)
	Discus Throw	20.05m	Final 10th (17)
	Javelin Throw	14.27m	Final 17th (18)
Amanda Fraser ACT	100 metres	16.29 0.0	SF 4th
		16.46 +0.5	Final 8th (10)
	Shot Put	7.87m	Final 10th (15)
	Discus Throw	24.67m	Final 3rd (17)
	Javelin Throw	17.13m	Final 13th (18)
Julie Iles NSW	Shot Put	5.27m	Final 7th (8)
	Discus Throw	14.95m	Final 6th (9)
	Javelin Throw	11.39m	Final 5th (6)
Lisa Llorens ACT	100 metres	12.84 +0.8	Final 2nd (8)
	Long Jump	5.11m +1.0	Final 1st (10)
Lisa McIntosh VIC	100 metres	14.23 +0.1	SF 1st
		14.15 +0.5	Final 1st (10)
	200 metres	29.50 0.0	SF 1st
		29.23 +0.9	Final 1st (9)
		67.01	Final 3rd (7)
Louise Sauvage NSW	400 metres	2:02.67	SF 1st
		1:56.06	Final 1st (17)
	1500 metres	4:07.98	SF 1st
		3:45.93	Final 2nd (15)
		13:28.76	Final 2nd (12)
Eliza Stankovic NSW	200 metres	32.30 +0.5	SF 2nd
		33.09 0.0	Final 4th (10)
	400 metres	60.87	SF 2nd
		61.50	Final 2nd (12)
	800 metres	2:04.28	SF 3rd
Meaghan Starr NSW		1:58.58	Final 6th (17)
	400 metres	63.98	SF 2nd
		64.02	Final 6th (12)
	800 metres	2:37.74	SF 4th
		2:37.11	Final 7th (8)
Katrina Webb SA	100 metres	14.49	Final 2nd (6)
	400 metres	65.27	Final 2nd (7)
Debbie Wendt QLD	Shot Put	6.37m	Final 15th (15)
	Discus Throw	20.94m	Final 9th (17)
	Javelin Throw	18.48m	Final 9th (18)
Jodi Willis-Roberts VIC	Shot Put	11.78m	Final 3rd (12)
	Discus Throw	36.64m	Final 3rd (9)

IPC World Championships for Athletes with a Disability, Lille, France - 16th-28th July 2002 (continued...)

**Men**

Shayne Allen VIC	Shot Put	NM	Final
	Discus Throw	40.36m	Final 5th (11)
Kieran Ault-Connell VIC	100 metres	12.97	SF 9th (15)
	Long Jump	5.01m +3.5	Final 11th (18)
Malcolm Bennett SA	400 metres	62.39	SF 3rd
		63.25	Final 6th (10)
	1500 metres	5:13.83	Final 4th (8)
	Shot Put	8.38m	Final 6th (8)
Paul Benz SA	4 x 400 metres		Final 1st
	100 metres	12.22 +0.1	Final 3rd (7)
	200 metres	24.84 +1.1	Final 5th (8)
	400 metres	59.38	SF 3rd
		57.53	Final 7th (9)
Damien Burroughs ACT	4 x 400 metres		Final 1st
	4 x 100 metres		Final 1st
	Shot Put	10.19m	Final 9th (13)
	Discus Throw	39.26m	Final 7th (16)
Sam Clark WA	Shot Put	10.70m	Final 9th (11)
	Javelin Throw	29.72m	Final 9th (9)
Richard Colman VIC	100 metres	16.15 0.0	SF 3rd
		16.34 +0.4	Final 7th (20)
	200 metres	29.71 0.0	SF 2nd
		29.80 -0.8	Final 8th (18)
	400 metres	55.67	SF 3rd
Roy Daniell ACT		55.47	Final 3rd (20)
	800 metres	1:53.60	SF 11th (11)
	Marathon	2:44:16	Final 2nd (11)
	Stephen Eaton QLD	Shot Put	9.49m
Don Elgin VIC	Discus Throw	25.07m	Final 9th (13)
	Long Jump	5.75m +2.6	Final 8th (11)
	Pentathlon	4887pts	Final 2nd
Rod Farr SA	4 x 400 metres		Final 2nd
	4 x 100 metres		Final 3rd
	Shot Put	6.96m	Final 6th (10)
	Discus Throw	13.87m	Final 3rd (8)
Kurt Fearnley NSW	Javelin Throw	12.32m	Final 8th (9)
	400 metres	51.08	Final 7th (20)
		52.01	SF 3rd
	800 metres	1:44.50	Final 7th (17)
		1:46.53	SF 2nd
Heath Francis NSW	1500 metres	DNF	SF
		3:17.27	Heat 17th (32)
	200 metres	23.21 +0.5	SF 3rd (6)
		23.14 -1.1	Final 6th (8)
Neil Fuller SA	400 metres	51.46	SF 3rd
		50.02	Final 2nd (9)
	4 x 400 metres		Final 2nd
	4 x 100 metres		Final 3rd
	100 metres	11.92 -1.0	Final 5th (8)
Terry Giddy NSW	200 metres	23.71 -1.7	Final 2nd (8)
	400 metres	53.30	Final 2nd (10)
		55.73	SF 1st
	4 x 400 metres		Final 2nd
Gerrard Gosens QLD	4 x 100 metres		Final 3rd
	Shot Put	9.31m	Final 5th (15)
	Javelin Throw	22.54m	Final 7th (11)
Gerrard Gosens QLD	1500 metres	4:34.20	Final 4th (11)
		4:38.19	SF 2nd
	5000 metres	16:56.94	Final 6th (9)

## Performances of Australian Athletes in International Competition 2002 *(continued...)*

### IPC World Championships for Athletes with a Disability, Lille, France - 16th-28th July 2002 *(continued...)*

**Men *(continued...)***

Adrian Grogan NSW	400 metres	60.24	Final 7th (9)
	800 metres	60.58 2:24.10 2:31.44	SF 3rd Final 5th (9) SF 2nd
Paul Harpur QLD	4 x 100 metres		Final 1st
	100 metres	12.56 +0.8	Heat 10th (11)
Brian Harvey QLD	200 metres	25.75 -0.8	Heat 17th (19)
	Shot Put	9.81m	Final 6th (6)
Greg Hibberd ACT	Discus Throw	29.22m	Final 6th (6)
	Javelin Throw	-	-
	Shot Put	7.93m	Final 9th (10)
Lachlan Jones VIC	Discus Throw	24.11m	Final 10th (13)
	100 metres	20.45 0.0 19.28 +0.3 36.56 0.0 35.78 +0.1	Final 8th (9) SF 5th Final 7th (8) SF 3rd (5)
Nick Larionow VIC	400 metres	DQ	Final
	800 metres	2:27.06 2:24.95	Final 6th (10) SF 4th
John Lindsay VIC	Shot Put	9.12m	Final 4th (8)
	Discus Throw	23.97m	Final 5th (6)
Hamish MacDonald ACT	100 metres	15.70 +0.4 15.98 0.0	Final 2nd (20) SF 2nd
	200 metres	DQ	SF
Tim Matthews VIC	400 metres	56.68	SF 9th (20)
	Shot Put	10.69m	Final 1st (10)
Lenny Metekinge QLD	Discus Throw	26.98m	Final 8th (13)
	100 metres	11.12 +0.8 11.19 +0.6 23.39 0.0	Final 4th (17) SF 2nd SF 5th (7)
Paul Nunnari NSW	4 x 400 metres		Final 2nd
	4 x 100 metres		Final 3rd
Andrew Newell NSW	Shot Put	8.82m	Final 13th (13)
	Discus Throw	24.09m	Final 16th (16)
Frederic Periac VIC	1500 metres	3:28.65 3:19.73	SF 14th (32) Heat 6th
	5000 metres	12:15.62 11:26.39	Final 10th (21) SF 6th
Andrew Pope QLD	10000 metres	23:25.61 23:51.65	Final 12th (18) SF 6th
	Marathon	1:33:41	Final 11th (52)
Russell Short VIC	100 metres	11.43 +1.0 11.51 0.0	Final 7th (11) SF 2nd
	800 metres	1:47.10	SF 12th (17)
Bryan Stitfall WA	1500 metres	3:17.57 3:13.66 3:25.87	Final 9th (32) SF 3rd Heat 3rd
	1500 metres	5:41.48	Final 7th (8)
Tim Sullivan VIC	Shot Put	14.53m	Final 4th (12)
	Discus Throw	44.85m	Final 2nd (11)
Tim Sullivan VIC	Shot Put	9.41m	Final 5th (9)
	Discus Throw	27.36m	Final 10th (13)
Tim Sullivan VIC	Javelin Throw	22.88m	Final 9th (10)
	Pentathlon	4450pts	Final 6th
Tim Sullivan VIC	100 metres	11.98 +0.1	Final 1st (7)
	200 metres	23.41 +1.1	Final 1st (8)
Tim Sullivan VIC	400 metres	AB	Final
	4 x 400 metres	54.47	SF 1st
Tim Sullivan VIC	4 x 100 metres		Final 1st
	4 x 100 metres		Final 1st

**IPC World Championships for Athletes with a Disability, Lille, France - 16th-28th July 2002 (continued...)**

**Men (continued...)**

Darren Thrupp QLD	100 metres	12.26 +0.3	Final 2nd (15)
		12.30 +0.3	SF 1st
	200 metres	25.22 +0.1	Final 3rd (16)
		25.29 +1.2	SF 1st
	Long Jump	5.67m +1.6	Final 4th (18)
4 x 400 metres			Final 1st
	4 x 100 metres		Final 1st
			Final 3rd (19)
Geoff Trappett QLD	100 metres	14.86 0.0	SF 2nd
		14.88 +0.7	Final 1st (17)
	200 metres	26.17 -0.5	+D43 SF 1st
	26.88 +1.1	SF 17th (20)	
Bruce Wallrodt WA	400 metres	58.82	Final 1st (13)
	Shot Put	9.12m	Final 5th (11)
	Javelin Throw	24.90m	

Team Managers: Andrew Faichney VIC, Lynda Gusbeth VIC

Head Coach: Scott Goodman ACT

Athlete Services Co-ordinator: Louise Mogg ACT

Coaches Wheelchair Track: Paul Angel VIC, Andrew Dawes NSW, Greg Jones VIC Personal Aide

Coaches Sprints/Jumps: Richard Bednall SA, Dean Benton ACT, Lorraine Feddema WA, Steve Gaffney VIC, Brett Jones QLD

Coach Distance Robbie Bolton ACT

Coach Throws Greg Gilbert ACT

Coach Seated Throws Gary Lees WA

Guide Runners: Bill Hunter QLD, Mark Whitman QLD

Wheelchair Mechanic: Mike Nugent QLD

Doctor: David Millons NSW

Nurse: Liz Cloughessy NSW

Physiotherapists: Rowena Toppenberg QLD, Luke Vladich WA

Massage Therapists: Kieran Cussack QLD, Phil Power VIC

Biomechanist: Laurent Frossard QLD

## Performances of Australian Athletes in International Competition 2002 *(continued...)*

### IAAF World Junior Championships in Athletics, Kingston, Jamaica - 16th-21st July 2002

#### Women

Kylie Bent WA	4 x 100 metres		Ht1 DQ
Erynn Boxall WA	Pole Vault	22/23	Qual 3.40m DNQ
Jacinta Boyd QLD	4 x 100 metres		Ht1 DQ
	Long Jump	6/25	Qual 6.11m +0.3; Final 6th 6.23m +0.2
Georgie Clarke VIC	1500 metres	19/21	Ht2 9th 4:32.93
Sarah Dosen VIC	100 metres Hurdles	21/24	Ht3 7th 14.46 +0.1
Lauren Foote SA	Heptathlon	9/16	9th 5341pts (14.92 +1.2, 1.80m, 11.64m, 25.33 +0.9; 5.56m -0.7, 37.35m, 2:30.77)
			Ht1 4th 3:40.72; Final 7th 3:40.45
Rebecca Irwin NSW	400 metres	14/27	10th 48:04.78
	4 x 400 metres		Qual 49.67m; Final 9th 50.01m
Laura Johnson NSW	10000 metres Walk	10/24	Qual 1.70m DNQ
Kimberly Mickle WA	Javelin Throw	9/24	Qual 57.80m; Final 4th 60.17m
Casey Narrier WA	High Jump	19/20	Ht3 DNF
Gabrielle Neighbour VIC	Hammer Throw	4/32	DNS
Josephine Ngaluafé QLD	200 metres	36/36	Ht1 DQ
	4 x 100 metres		Qual 6.29m +1.3; Final 5th 6.24m +0.7
Shermin Oksuz WA	4 x 100 metres		Ht4 5th 54.67; SF1 7th 54.36
	Long Jump	5/25	Ht1 4th 3:40.72; Final 7th 3:40.45
Kate Pedley TAS	400 metres	13/27	Qual 1.83m; Final 3rd 1.87m
	4 x 400 metres		Ht1 4th 3:40.72; Final 7th 3:40.45
Petrina Price NSW	High Jump	3/20	Ht1 DQ
Annabelle Smith NSW	4 x 400 metres		Qual 3.80m DNQ
Alicia Spencer NSW	4 x 100 metres		Ht1 DQ
Sarah Walkley NSW	10000 metres Walk	24/24	DNF
Morgan Whitley TAS	4 x 400 metres		Ht1 4th 3:40.72; Final 7th 3:40.45
Wendy Young SA	Pole Vault	14/23	Qual 3.80m DNQ
Team	4 x 100 metres	12/12	Ht1 DQ
	4 x 400 metres	7/10	Ht1 4th 3:40.72; Final 7th 3:40.45

#### Men

Jarrod Bannister QLD	Javelin Throw	4/29	Qual 72.17m; Final 4th 73.31m
Werner Botha QLD	800 metres	28/35	Ht2 6th 1:52.84
Tim Driesen VIC	Discus Throw	16/35	Qual 54.85m DNQ
	Hammer Throw	10/24	Qual 69.59m; Final 10th 68.34m
Shawn Forrest VIC	1500 metres	22/32	Ht2 11th 3:54.85
	5000 metres	14/18	14th 14:41.15
Scott Hollaway WA	10000 metres Walk	30/30	DNF
Aaron Jones TAS	800 metres	23/35	Ht3 6th 1:51.06
Steve Landers VIC	4 x 400 metres		Ht2 4th 3:08.22; Final 6th 3:09.67
Fabrice Lapierre NSW	100 metres	18/72	Ht1 3rd 10.56 +0.7; QF2 6th 10.48 +3.9
	4 x 100 metres		Ht1 5th 40.51
	Long Jump	2/33	Qual 7.45m +0.1; Final 2nd 7.74m -0.8
Courtney McLeod QLD	400 metres	21/40	Ht4 3rd 48.11; SF3 8th 48.24
	4 x 400 metres		Ht2 4th 3:08.22; Final 6th 3:09.67
John Meszaros VIC	Shot Put	19/28	Qual 17.73m DNQ
Adam Miller NSW	100 metres	25/72	Ht8 3rd 10.57 +1.5; QF4 7th 10.58 +1.4
	200 metres	12/49	Ht7 2nd 21.23 +1.5; SF2 4th 21.39 -2.5
	4 x 100 metres		Ht1 5th 40.51
Kris Neofytou NSW	200 metres	32/49	Ht5 4th 21.76 +0.9
	4 x 100 metres		Ht1 5th 40.51
Andrew O'Neill NSW	1500 metres	9/32	Ht1 6th 3:46.40; Final 9th 3:45.61
Paul Peulich VIC	Shot Put	15/28	Qual 17.88m DNQ
	Hammer Throw	15/24	Qual 64.43m DNQ
Ryan Purcell WA	110 metres Hurdles	9/31	Ht1 5th 14.55 -2.9; SF1 5th 14.26 +0.2
Joshua Robinson QLD	Javelin Throw	20/29	Qual 63.97m DNQ
Keith Sheehy SA	400 metres	18/40	Ht5 5th 47.42; SF1 6th 47.68
	4 x 400 metres		Ht2 4th 3:08.22; Final 6th 3:09.67
Michael Shelley QLD	3000 metres Steeple	21/30	Ht1 13th 9:11.18
Tobby Sutherland QLD	400 metres Hurdles	10/37	Ht1 2nd 51.59; SF3 4th 51.78
	4 x 400 metres		DNS

**IAAF World Junior Championships in Athletics, Kingston, Jamaica - 16th-21st July 2002 (continued...)**
**Men (continued...)**

Jared Tallent VIC	10000 metres Walk	19/30	19th 45:41.19
Luke Taylor NSW	3000 metres Steeple	22/30	Ht2 9th 9:14.37
John Thornell NSW	4 x 100 metres		Ht1 5th 40.51
	Long Jump	6/33	Qual 7.56m +0.9; Final 6th 7.53m 0.0
Ryan Turton NSW	4 x 400 metres		Ht2 4th 3:08.22; Final 6th 3:09.67
James Watson NSW	High Jump	26/38	Qual 2.12m DNQ
Elliott Wood NSW	400 metres Hurdles	20/37	Ht5 3rd 52.16; SF2 8th 53.24
	4 x 400 metres		DNS
Team	4 x 100 metres	10/16	Ht1 5th 40.51
	4 x 400 metres	6/15	Ht2 4th 3:08.22; Final 6th 3:09.67

Team Manager: John Giuffre NSW

Head Coach: Lyn Foreman WA

Assistant Manager/Coach: Robert Medicott NSW Sprints/Relay

Coach Endurance: Roy Rankin QLD

Coach Jumps: Nenad Peisker WA

Coach Throws: Rudolf Sopko NSW

Coach PV/Combined Events: Aaron Holt WA

Doctor: Tim Barbour VIC

Physiotherapists: Cathryn Emmerson NSW, Shane Lemcke QLD

Massage Therapist: Vince Cavallo VIC

**Commonwealth Games, Manchester, England – 25th July to 4th August 2002**
**Women**

Sonia Brito VIC	400 metres Hurdles	5/12	Ht2 2nd 56.29; Final 5th 57.79
	4 x 400 metres		DNS
Sharon Cripps QLD	200 metres	7/31	Ht1 4th 23.36 +0.2; SF1 4th 23.24 +0.2;
			Final 7th 23.040.0
	4 x 100 metres		4th 43.72
Fiona Cullen QLD	100 metres Hurdles	11/17	Ht1 6th 13.45 +0.9
Karyne di Marco NSW	Hammer Throw	3/20	Qual 62.16m; Final 3rd 63.40m
Bronwyn Eagles NSW	Hammer Throw	2/20	Qual 59.33m; Final 2nd 65.24m
Catherine Freeman VIC	4 x 400 metres		Ht1 2nd 3:33.25; Final 1st 3:25.63
Jackie Gallagher QLD	Marathon	3/15	3rd 2:36:37
Tatiana Grigorieva SA	Pole Vault	1/15	Qual 4.00m; Final 1st 4.35m
Michelle Haage NSW	Shot Put	11/16	Qual 15.42m; Final 11th 14.83m
Lauren Hewitt VIC	100 metres	9/30	Ht1 3rd 11.51 -0.5; SF2 5th 11.45 +0.8
	200 metres	3/31	Ht3 1st 23.13 +0.1; SF2 3rd 23.21 -0.2;
			Final 3rd 22.690.0
	4 x 100 metres		4th 43.72
	4 x 400 metres		Ht1 2nd 3:33.25; Final 1st 3:25.63 (final only)
Kym Howe WA	Pole Vault	2/15	Qual 4.00m; Final 2nd 4.15m
Bridgid Isworth VIC	Pole Vault	3/15	Qual 4.00m; Final =3rd 4.10m
Jane Jamieson NSW	Heptathlon	1/10	1st 6059pts (14.44 -0.2, 1.86m, 13.73m,
			25.13 +2.1, 5.84m -0.4, 48.01m, 2:20.72)
			Ht2 3rd 4:12.63; Final 5th 4:09.38
Sarah Jamieson WA	1500 metres	5/20	Ht1 7th 4:24.43
Benita Johnson QLD	1500 metres	15/20	6th 15:26.55
	5000 metres	6/16	4th 43.72
Melanie Kleeberg QLD	4 x 100 metres		Qual 60.12m; Final 4th 63.13m
Brooke Krueger SA	Hammer Throw	4/20	4th 43.72
Jodi Lambert WA	4 x 100 metres		5th 57.25m
Alison Lever QLD	Discus Throw	5/13	Ht3 2nd 2:03.40; SF1 1st 2:00.55;
Tamsyn Lewis VIC	800 metres	5/30	Final 5th 1:59.73
			Ht1 2nd 3:33.25; Final 1st 3:25.63
Kerryn McCann NSW	4 x 400 metres		DNS
	10000 metres	11/11	1st 2:30:05
	Marathon	1/15	11th 15:47.10
Haley McGregor VIC	5000 metres	11/16	



## Performances of Australian Athletes in International Competition 2002 *(continued...)*

### Commonwealth Games, Manchester, England – 25th July to 4th August 2002 *(continued...)*

#### Women *(continued...)*

Cecilia McIntosh VIC	Javelin Throw	2/8	2nd 57.42m
Nicole Mladenis WA	Triple Jump	6/12	6th 13.04m -0.7
Sarah Mullan NSW	4 x 100 metres		DNS
Jacquie Munro NSW	100 metres Hurdles	7/17	Ht2 4th 13.22 +0.8; Final 7th 13.31 +0.6
Monique Nacsa QLD	Discus Throw	8/13	8th 54.46m
Jana Pittman NSW	400 metres Hurdles	1/12	Ht1 1st 54.14; Final 1st 54.40
	4 x 400 metres		Ht1 2nd 3:33.25; Final 1st 3:25.63
Susie Power VIC	10000 metres	3/11	3rd 31:32.20
Petrina Price NSW	High Jump	6/14	=6th 1.79m
Jane Saville NSW	20 km Walk	1/10	1st 1:36:34
Louise Sauvage NSW	Wheelchair 800m	2/10	Ht1 1st 1:56.73; Final 2nd 1:53.30
Natalie Saville NSW	20 km Walk	4/10	4th 1:42:38
Eliza Stankovic NSW	Wheelchair 800m	3/10	Ht2 2nd 1:53.29; Final 3rd 1:54.20
Krishna Stanton ACT	Marathon	2/15	2nd 2:34:52
Anna Thompson TAS	5000 metres	9/16	9th 15:43.92
Bronwyn Thompson QLD	Long Jump	6/18	Qual 6.47m -0.6; Final 6th 6.38m -0.6
Clare Thompson QLD	Heptathlon	4/10	4th 5867pts (14.05 -0.2, 1.74m, 13.37m, 25.32 +0.7, 5.85m -0.4, 44.04m, 2:19.24)
Kylie Wheeler WA	4 x 400 metres Heptathlon	2/10	Ht1 2nd 3:33.25; Final 1st 3:25.63 (heat only) 2nd 5962pts (13.95 -0.1, 1.77m, 12.61m, 24.27 +0.7, 6.18m -0.8, 35.90m, 2:15.57)
Simone Wolowicz VIC	20 km Walk	5/10	5th 1:43:10
Team	4 x 100 metres 4 x 400 metres	4/8 1/10	4th 43.72 Ht1 2nd 3:33.25; Final 1st 3:25.63

#### Men

Youcef Abdi NSW	1500 metres	3/18	Ht1 2nd 3:46.79; Final 3rd 3:37.77
Luke Adams NSW	20 km Walk	2/7	2nd 1:26:03
Justin Anlezark QLD	Shot Put	1/16	Qual 19.33m; Final 1st 20.91m
David Baxter VIC	4 x 100 metres		Ht2 3rd 39.24; Final 3rd 38.87
Sisay Bezabeh ACT	10000 metres	9/20	9th 28:37.12
Paul Burgess WA	Pole Vault	2/10	2nd 5.70m
Brett Cartwright SA	10000 metres	18/20	18th 29:21.29
Dean Cavuoto ACT	10000 metres	16/20	16th 29:18.38
Viktor Chistiakov SA	Pole Vault	4/10	=4th 5.50m
Duane Cousins VIC	50 km Walk	4/9	4th 4:09.59
Shaun Creighton VIC	Marathon	9/24	9th 2:18:19
Clay Cross NSW	Shot Put	6/16	Qual 18.44m; Final 6th 18.10m
Andrew Currey NSW	Javelin Throw	5/11	5th 76.98m
Nathan Deakes VIC	20 km Walk 50 km Walk	1/7 1/9	1st 1:25:35 1st 3:52:40
Paul di Bella QLD	4 x 100 metres		Ht2 3rd 39.24; Final 3rd 38.87
Patrick Dwyer NSW	4 x 400 metres		Ht2 4th 3:04.39; Final 5th 3:02.22
Scott Ferrier VIC	Decathlon	12/12	DNF 11.16 +0.6, 7.35m -0.1, 14.06m, 2.00m, DNF, DNS 4th 77.31m
Will Hamlyn-Harris NSW	Javelin Throw	4/11	Ht3 3rd 12.43 +0.4; SF1 3rd 12.57 -0.3
Paul Harpur QLD	B1/B2 100 metres		Ht1 4th 46.11; QF1 3rd 46.28; SF2 4th 45.41;
Clinton Hill NSW	400 metres	8/48	Final 8th 46.00
	4 x 400 metres		Ht2 4th 3:04.39; Final 5th 3:02.22
Patrick Johnson ACT	4 x 100 metres		Ht2 3rd 39.24; Final 3rd 38.87
Andrew Letherby QLD	Marathon	3/24	3rd 2:13:23
Dmitri Markov WA	Pole Vault	4/10	=4th 5.50m
Kris McCarthy VIC	800 metres	3/27	Ht2 2nd 1:48.85; SF2 3rd 1:47.06;
	4 x 400 metres		Final 3rd 1:46.79
Matt McEwen QLD	Decathlon	2/12	Ht2 4th 3:04.39; Final 5th 3:02.22 (heat only) 2nd 7685pts (11.12 +0.6, 7.07m -0.8, 14.05m, 1.91m, 49.64, 15.21 +0.6, 39.15m, 4.85m, 59.91m, 4:42.68)
Nick Moroney NSW	High Jump	4/18	Qual 2.15m; Final 4th 2.20m
Craig Mottram VIC	5000 metres	6/21	6th 13:25.21

**Commonwealth Games, Manchester, England – 25th July to 4th August 2002 (continued...)**
**Men (continued...)**

Andrew Murphy NSW	Triple Jump	7/13	7th 16.37m +0.6
Liam Murphy SA	50 km Walk	9/9	DSQ
Tim Parravicini QLD	Long Jump	9/24	Qual 7.74m +0.3; Final 9th 7.60m +1.1
Paul Pearce VIC	4 x 400 metres		Ht2 4th 3:04.39; Final 5th 3:02.22
Michael Power VIC	5000 metres	8/21	8th 13:34.04
Stuart Rendell ACT	Hammer Throw	4/9	4th 67.51m
Lee Troop VIC	Marathon	7/24	7th 2:16:44
Casey Vincent VIC	4 x 400 metres		DNS
Tim Williams VIC	4 x 100 metres		Ht2 3rd 39.24; Final 3rd 38.87
	4 x 400 metres		Ht2 4th 3:04.39; Final 5th 3:02.22 (final only)
Team	4 x 100 metres	3/14	Ht2 3rd 39.24; Final 3rd 38.87
	4 x 400 metres	5/13	Ht2 4th 3:04.39; Final 5th 3:02.22

Section Manager: Di Barnes TAS

Head Coach: Keith Connor NSW

Assistant Managers: Carol Grant VIC, Matt Favier QLD Team Media Officer

Coach Distance: Bruce Scriven VIC

Coach Sprints/Relays: Michael Khmel NSW

Coach Hurdles/Jumps: Craig Hilliard ACT

Coach Pole Vault: Alex Parnov WA

Coach Sprints/Relays: Penny Gillies NSW

Coach Throws: Steve Lemke WA

Coach Wheelchair: Andrew Dawes NSW

Coach Blind athlete/guide: Brett Jones QLD

Doctor: Bruce Hamilton ACT

Physiotherapists: Brent Kirkbride NSW, Andrew Lambart VIC

Massage Therapists: Bruno Rizzo QLD, Malcolm Calcutt WA

**64th Singapore Open Track and Field Championships - 7th-8th September 2002**
**Women**

Michelle Apostolou SA	Triple Jump	12.71m -0.4	Final 3rd
Paula Lodge SA	Triple Jump	12.13m -0.5	Final 5th
	Long Jump	5.15m NWI	Final 3rd

**Men**

Nathan Anderson NSW	100 metres	11.28 -3.8	Heat 3rd
	200 metres	22.40 +0.0	Final 5th
		22.35 +0.0	Heat 5th
	4 x 400 metres	3:11.54	Final 2nd
Adam Becis SA	Javelin Throw	55.89m	Final 4th
Joshua Ferguson QLD	Triple Jump	15.75m NWI	Final 1st
James Gurr NSW	400 metres	49.11	Final 4th
		48.97	Heat 3rd
	4 x 400 metres	3:11.54	Final 2nd
Michael Hazel VIC	400 metres Hurdles	52.24	Heat 1st
		DNS	Final
	200 metres	21.69 +0.0	Final 3rd
		21.72 +0.0	Heat 1st
	4 x 400 metres	3:11.54	Final 2nd
Peter Ladd VIC	400 metres Hurdles	54.03	Final 3rd
		54.47	Heat 2nd
	4 x 400 metres	3:11.54	Final 2nd
Joshua Lodge NSW	High Jump	2.11m	Final 2nd
Luke Trembath NSW	100 metres	11.29 -1.6	Heat 4th
	200 metres	22.63 +0.0	Final 6th
		22.83 +0.0	Heat 6th

Manager/Coach: Nik Hagicosostas SA

Physiotherapist: Barb Denson Singapore

## Performances of Australian Athletes in International Competition 2002 *(continued...)*

### 9th IAAF World Cup in Athletics, Madrid, Spain - 20th-21st September 2002

#### Women

Michelle Apostolou SA	Triple Jump	12.12m +0.6	Final 9th
Katerina Dressler VIC	4 x 400 metres	3:31.32	Final 7th
Bronwyn Eagles NSW	Hammer Throw	63.49m	Final 7th
Tatiana Grigorieva SA	Pole Vault	NH	Final
Rosemary Hayward NSW	400 metres	52.76	Final 8th
	4 x 400 metres	3:31.32	Final 7th
Lauren Hewitt VIC	100 metres	11.48 -0.3	Final 9th
	200 metres	23.30 -0.8	Final 5th
	4 x 100 metres	DSQ	Final
Jane Jamieson NSW	High Jump	1.75m	Final 9th
Sarah Jamieson WA	1500 metres	4:12.33	Final 8th
Benita Johnson (Willis) QLD	5000 metres	15:20.83	Final 4th
Melanie Kleeberg QLD	4 x 100 metres	DSQ	Final
Jodi Lambert WA	4 x 100 metres	DSQ	Final
Tamsyn Lewis VIC	800 metres	2:03.10	Final 8th
	4 x 400 metres	3:31.32	Final 7th
Cecilia McIntosh VIC	Javelin Throw	52.35m	Final 9th
Sarah Mullan NSW	4 x 100 metres	DSQ	Final
Jacquie Munro NSW	100 metres Hurdles	13.46 -0.8	Final 8th
Jana Pittman NSW	400 metres Hurdles	55.15	Final 3rd
	4 x 400 metres	3:31.32	Final 7th
Susie Power VIC	3000 metres	8:58.09	Final 5th

#### Men

Youcef Abdi NSW	1500 metres	3:41.01	Final 4th
Justin Anlezark QLD	Shot Put	20.77m	Final 2nd
Daniel Batman NSW	4 x 400 metres	3:03.65	Final 6th
Paul Burgess WA	Pole Vault	5.20m	Final 5th
Viktor Chistiakov SA	Triple Jump	14.96m +1.1	Final 9th
Paul di Bella QLD	4 x 100 metres	39.58	Final 7th
Patrick Dwyer NSW	4 x 400 metres	3:03.65	Final 6th
Peter Ely NSW	Discus Throw	56.60m	Final 8th
Tim Ewen SA	110 metres Hurdles	14.10 -2.2	Final 7th
David Geddes NSW	4 x 100 metres	39.58	Final 7th
William Hamlyn-Harris NSW	Javelin Throw	74.48m	Final 7th
Clinton Hill NSW	400 metres	45.74	Final 6th
	4 x 400 metres	3:03.65	Final 6th
Patrick Johnson ACT	100 metres	10.58 -0.3	Final 8th
	4 x 100 metres	39.58	Final 7th
Kris McCarthy VIC	800 metres	DNF	Final
Nick Moroney NSW	High Jump	NH	Final
Craig Mottram VIC	3000 metres	7:41.37	Final 1st
Peter Nowill QLD	3000 metres Steeple	8:39.22	Final 6th
Tim Parravicini QLD	Long Jump	7.69m +1.0	Final 8th
Paul Pearce VIC	4 x 400 metres	3:03.65	Final 6th
Michael Power VIC	5000 metres	13:58.07	Final 8th
Tim Williams VIC	4 x 100 metres	39.58	Final 7th

Team Manager: Trish Kinnane AUS  
 Head Coach Jumps/Hurds: Keith Connor AUS  
 Assistant Manager: Alec McNab NZL  
 Administration Manager: David Tarbotton AUS Media Officer  
 Coach Sprints/Relays: Peter Fortune AUS  
 Coach Throws: Debbie Strange NZL  
 Coach Distance: Tony Rogers NZL  
 Physiotherapist: Andrew Harper AUS  
 Massage Therapist: Lauren Brown AUS  
 Massage Therapist: Chris Jones AUS

**WALKS**

**IAAF World Race Walking Cup, Torino, Italy - 12th-13th October 2002**

Women 20km (79 finishers)	Jane Saville	NSW	1:35:35	24th
Men 50km (59 finishers)	Liam Murphy	SA	3:56:45	15th
	Luke Adams	NSW	4:07:08	29th
	Duane Cousins	VIC	4:12:19	37th
	Darren Bown	SA	4:12:21	38th
	Frank Bertei	VIC	4:20:26	47th

Winner Russia 7 points / Australian Team 4th 81 points

Manager: David Tarbotton NSW

Coach: Robbie Bolton ACT

Massage Therapist: Andrew Burne ACT





RECORDS

*Principal sponsor*



## Athletics Australia – Outdoor Records

### MEN - OUTDOOR

EVENT	PERF.	DATE	VENUE	NAME	STATE	D.O.B.
<b>100 YARDS</b>						
Aust Allcomers	9.2	10-Mar-65	SYDNEY	BOB LAY	NSW	20-Mar-44
Aust National	9.2	10-Mar-65	SYDNEY	BOB LAY	NSW	20-Mar-44
<b>100 METRES</b>						
World	9.78	14-Sep-02	PARIS	TIM MONTGOMERY	USA	28-Jan-75
Commonwealth	9.84	27-Jul-96	ATLANTA	DONOVAN BAILEY	CAN	16-Dec-67
	9.84	22-Aug-99	SEVILLE	BRUNY SURIN	CAN	12-Jul-67
World Junior	10.06	25-Jul-97	LJUBLJANA	DWAIN CHAMBERS	GBR	5-Apr-78
Aust Allcomers	9.87	23-Sep-00	SYDNEY	MAURICE GREENE	USA	23-Jul-74
Aust National	10.03	17-Sep-98	KUALA LUMPUR	MATT SHIRVINGTON	NSW	25-Oct-78
Aust U20	10.0	19-Mar-78	BRISBANE	PAUL NARRACOTT	QLD	8-Oct-59
	10.29	11-Oct-97	SYDNEY	MATT SHIRVINGTON	NSW	25-Oct-78
Aust U18	10.46	13-Dec-91	MELBOURNE	PHILLIP CHIODO	VIC	10-Oct-74
Aust U16	10.80	12-Dec-98	CANBERRA	DAVID PEARSON	QLD	29-Jan-83
<b>200 METRES</b>						
World	19.32	1-Aug-96	ATLANTA	MICHAEL JOHNSON	USA	13-Sep-67
Commonwealth	19.68	1-Aug-96	ATLANTA	FRANK FREDERICKS	NAM	2-Oct-67
World Junior	20.13	16-Jun-85	INDIANAPOLIS	ROY MARTIN	USA	25-Dec-66
Aust Allcomers	19.92	25-Feb-99	MELBOURNE	FRANKIE FREDERICKS	NAM	2-Oct-67
Aust National	20.06	16-Oct-68	MEXICO CITY	PETER NORMAN	VIC	15-Jun-42
Aust U20	20.48	3-Feb-85	BRISBANE	FRED MARTIN	NSW	4-Oct-66
Aust U18	20.90	6-Nov-82	SYDNEY	DARREN CLARK	NSW	6-Sep-65
	20.90	19-Aug-89	SAGA	PAUL GREENE	NSW	9-Dec-72
Aust U16	21.48	7-Dec-88	SYDNEY	PAUL GREENE	NSW	9-Dec-72
<b>400 METRES</b>						
World	43.18	26-Aug-99	SEVILLE	MICHAEL JOHNSON	USA	13-Sep-67
Commonwealth	44.17	19-Aug-87	ZURICH	INNOCENT EGBUNIKE	NGR	30-Nov-61
World Junior	43.87	28-Sep-88	SEOUL	STEVE LEWIS	USA	16-May-69
Aust Allcomers	43.84	25-Sep-00	SYDNEY	MICHAEL JOHNSON	USA	13-Sep-67
Aust National	44.38	26-Sep-88	SEOUL	DARREN CLARK	NSW	6-Sep-65
Aust U20	44.75	8-Aug-84	LOS ANGELES	DARREN CLARK	NSW	6-Sep-65
Aust U18	45.96	19-Aug-89	SAGA	PAUL GREENE	NSW	9-Dec-72
Aust U16	48.12	7-Dec-88	SYDNEY	PAUL GREENE	NSW	9-Dec-72
<b>800 METRES</b>						
World	1:41.11	24-Aug-97	KOLN	WILSON KIPKETER	DEN	12-Dec-70
Commonwealth	1:41.73	10-Jun-81	FLORENCE	SEBASTIAN COE	GBR	29-Sep-56
World Junior	1:43.64	13-Aug-97	ZURICH	JAPHETH KIMUTAI	KEN	20-Dec-78
Aust Allcomers	1:43.97	2-Mar-00	MELBOURNE	DAVID LELEI	KEN	10-May-71
Aust National	1:44.40	15-Oct-68	MEXICO	RALPH DOUBELL	VIC	11-Feb-45
Aust U20	1:45.91	28-Jul-95	LINDAU	PAUL BYRNE	VIC	29-Jan-76
Aust U18	1:48.68	9-Aug-90	PLOYDIV	MARK HOLCOLME	VIC	21-Aug-73
Aust U16	1:51.41	11-Dec-88	CANBERRA	MARK HOLCOMBE	VIC	21-Aug-73
<b>1000 METRES</b>						
World	2:11.96	5-Sep-99	RIETI	NOAH NGENY	KEN	2-Nov-78
Commonwealth	2:11.96	5-Sep-99	RIETI	NOAH NGENY	KEN	2-Nov-78
World Junior	2:15.00	17-Jul-99	NICE	BENJAMIN KIPKURUI	KEN	28-Dec-80
Aust Allcomers	2:17.67	14-Jan-88	MELBOURNE	MICHAEL HILLARDT	QLD	22-Jan-61
Aust National	2:16.61	1-Aug-00	STOCKHOLM	GRANT CREMER	NSW	9-Jun-78
Aust U20	2:20.5	6-Jan-94	MELBOURNE	PAUL BYRNE	VIC	29-Jan-76
Aust U18	2:23.1	7-Jan-93	MELBOURNE	MICHAEL POWER	VIC	9-May-76
Aust U16	2:28.7	7-Jan-92	MELBOURNE	MICHAEL POWER	VIC	9-May-76

**1500 METRES**

World	3:26.00	14-Jul-98	ROME	HICHAM EL GUERROUJ	MAR	14-Sep-74
Commonwealth	3:26.34	24-Aug-01	BRUSSELS	BERNARD LAGAT	KEN	12-Dec-74
World Junior	3:30.24	19-Jul-02	MONACO	CORNELIUS CHIRCHIR	KEN	7-Oct-83
Aust Allcomers	3:31.25	9-Sep-01	MELBOURNE	HICHAM EL GUERROUJ	MAR	14-Sep-74
Aust National	3:31.96	3-Jul-91	STOCKHOLM	SIMON DOYLE	QLD	9-Nov-66
Aust U20	3:39.67	23-Mar-80	SYDNEY	MICHAEL HILLARDT	QLD	22-Jan-61
Aust U18	3:46.34	2-Mar-00	MELBOURNE	ANDREW O'NEILL	NSW	5-Jul-83
Aust U16	3:53.7	15-Nov-01	MELBOURNE	TYSON MAHON	VIC	9-Oct-86

**1 MILE**

World	3:43.13	7-Jul-99	ROME	HICHAM EL GUERROUJ	MAR	14-Sep-74
Commonwealth	3:43.40	7-Jul-99	ROME	NOAH NGENY	KEN	2-Nov-78
World Junior	3:50.41	16-Jul-97	NICE	NOAH NGENY	KEN	2-Nov-78
Aust Allcomers	3:51.54	7-Feb-91	MELBOURNE	SIMON DOYLE	QLD	9-Nov-66
Aust National	3:49.91	6-Jul-91	OSLO	SIMON DOYLE	QLD	9-Nov-66
Aust U20	3:56.87	8-Aug-80	BERLIN	MICHAEL HILLARDT	QLD	22-Jan-61

**2000 METRES**

World	4:44.79	7-Sep-99	BERLIN	HICHAM EL GUERROUJ	MAR	14-Sep-74
Commonwealth	4:48.74	1-Aug-98	HECHTEL	JOHN KIBOWEN	KEN	21-Apr-69
Aust Allcomers	5:00.84	25-Jan-92	SYDNEY	SIMON DOYLE	QLD	9-Nov-66
Aust National	5:00.84	25-Jan-92	SYDNEY	SIMON DOYLE	QLD	9-Nov-66
Aust U20	5:15.5	22-Dec-79	ADELAIDE	MARK ARENS	SA	23-Mar-62
Aust U18	5:15.5	22-Dec-79	ADELAIDE	MARK ARENS	SA	23-Mar-62

**3000 METRES**

World	7:20.67	1-Sep-96	RIETI	DANIEL KOMEN	KEN	17-May-76
Commonwealth	7:20.67	1-Sep-96	RIETI	DANIEL KOMEN	KEN	17-May-76
World Junior	7:30.67	24-Aug-01	BRUSSELS	KENENISA BEKELE	ETH	13-Jun-82
Aust Allcomers	7:39.22	20-Feb-99	SYDNEY	LUKE KIPKOSGEI	KEN	27-Nov-75
Aust National	7:37.30	19-Jul-02	MONACO	CRAIG MOTTRAM	VIC	18-Jun-80
Aust U20	8:02.77	20-Feb-99	SYDNEY	CRAIG MOTTRAM	VIC	18-Jun-80
Aust U18	8:10.52	16-Dec-93	MELBOURNE	MICHAEL POWER	VIC	9-May-76
Aust U16	8:29.26	25-Feb-92	MELBOURNE	MICHAEL POWER	VIC	9-May-76

**5000 METRES**

World	12:39.36	13-Jun-98	HELSINKI	HAILE GEBRSELASSIE	ETH	18-Apr-73
Commonwealth	12:39.74	22-Aug-97	BRUSSELS	DANIEL KOMEN	KEN	17-May-76
World Junior	12:53.72	5-Jun-96	ROME	PHILIP MOSIMA	KEN	2-Jan-77
Aust Allcomers	13:11.11	25-Feb-99	MELBOURNE	LUKE KIPKOSGEI	KEN	27-Nov-75
Aust National	13:12.04	7-Mar-02	MELBOURNE	CRAIG MOTTRAM	VIC	18-Jun-80
Aust U20	13:25.63	7-Aug-99	HECHTEL	MIZAN MEHARI	ACT	25-Jan-80
Aust U18	14:20.0	10-Aug-96	SYDNEY	MARK THOMPSON	VIC	5-Mar-79

**10000 METRES**

World	26:22.75	1-Jun-98	HENGELO	HAILE GEBRSELASSIE	ETH	18-Apr-73
Commonwealth	26:27.85	22-Aug-97	BRUSSELS	PAUL TERGAT	KEN	17-Jun-69
World Junior	27:11.18	25-Jun-91	HENGELO	RICHARD CHELIMO	KEN	21-Apr-72
Aust Allcomers	27:18.20	25-Sep-00	SYDNEY	HAILE GEBRSELASSI	ETH	18-Apr-73
Aust National	27:31.92	25-Nov-96	MELBOURNE	SHAUN CREIGHTON	VIC	14-May-67
Aust U20	28:50.4	16-Dec-76	MELBOURNE	ROB DE CASTELLA	VIC	27-Feb-57

**20000 METRES**

World	56:55.6	30-Mar-91	LA FLECHE	ARTURO BARRIOS	MEX	12-Dec-63
Commonwealth	57:28.7	31-Mar-90	LA FLECHE	CARL THACKERY	GBR	14-Oct-62
Aust Allcomers	59:22.8	27-Oct-65	GEELONG	RON CLARKE	VIC	21-Feb-37
Aust National	58:37.2	17-Apr-82	ROME	ROB DE CASTELLA	VIC	27-Feb-57
Aust U20	70:03.8	5-Oct-68	MELBOURNE	MAX LITTLE	TAS	23-Oct-49



### Athletics Australia – Outdoor Records *(continued...)*

#### 25000 METRES

World	1:13:55.8	22-Mar-81	CHRISTCHURCH	TOSHIHIKO SEKO	JPN	15-Jul-56
Commonwealth	1:15:22.6	21-Jul-65	BOLTON	RONALD HILL	GBR	21-Jul-65
Aust Allcomers	80:31.4	24-May-80	NEWCASTLE	BRIAN MORGAN	NSW	15-Nov-55
Aust National	80:31.4	24-May-80	NEWCASTLE	BRIAN MORGAN	NSW	15-Nov-55
Aust U20	84:12.0	3-Nov-74	MELBOURNE	EERO KERANEN	VIC	7-Nov-55

#### 30000 METRES

World	1:29:18.8	22-Mar-81	CHRISTCHURCH	TOSHIHIKO SEKO	JPN	15-Jul-56
Commonwealth	1:31:30.4	5-Sep-70	LONDON	JIM ALDER	SCO	10-Jun-90
Aust Allcomers	98:33.5	24-May-80	NEWCASTLE	BRIAN MORGAN	NSW	15-Nov-55
Aust National	98:33.5	24-May-80	NEWCASTLE	BRIAN MORGAN	NSW	15-Nov-55
Aust U20	106:53.0	3-Nov-74	MELBOURNE	EERO KERANEN	VIC	7-Nov-55

#### 1 HOUR TRACK

World	21,101m	30-Mar-91	LA FLECHE	ARTURO BARRIOS	MEX	12-Dec-63
Commonwealth	20,855m	31-Mar-90	LA FLECHE	CARL THACKERY	GBR	14-Oct-62
Aust Allcomers	20,232.56m	27-Oct-65	GEELONG	RON CLARKE	VIC	21-Feb-37
Aust National	20,516m	17-Apr-82	ROME	ROB DE CASTELLA	VIC	27-Feb-57
Aust U20	18,678m	29-Aug-73	ADELAIDE	TONY BART	SA	4-Dec-55

#### 100M HURDLES

Aust U16 (.84m)	13.07	11-Dec-99	SYDNEY	MOHAMAD ZEED	VIC	21-Feb-84
-----------------	-------	-----------	--------	--------------	-----	-----------

#### 110M HURDLES

World	12.91	20-Aug-93	STUTTGART	COLIN JACKSON	GBR	18-Feb-67
Commonwealth	12.91	20-Aug-93	STUTTGART	COLIN JACKSON	GBR	18-Feb-67
World Junior	13.12	2-Jul-02	LAUSANNE	XIANG LIU	CHN	13-Jul-83
Aust Allcomers	13.00	25-Sep-00	SYDNEY	ANIER GARCIA	CUB	9-Mar-76
Aust National	13.29	11-Aug-95	GOTEBORG	Kyle VANDER KUYP	VIC	30-May-71
Aust U20 IAAF(1.067m)	13.76	19-May-78	POCATELLO	DON WRIGHT	QLD	26-Apr-59
Aust U20 AA (.99m)	13.5	2-Oct-77	BRISBANE	DON WRIGHT	QLD	26-Apr-59
Aust U18 (.91m)	13.48	25-Feb-01	BENDIGO	MOHAMAD ZEED	VIC	21-Feb-84

#### 200M HURDLES

Aust Allcomers	22.59	14-Mar-96	BRISBANE	DARRYL WOHLSEN	QLD	6-Mar-73
Aust National	22.59	14-Mar-96	BRISBANE	DARRYL WOHLSEN	QLD	6-Mar-73
Aust U20	23.2	9-Feb-63	BRISBANE	PETER BALTHES	QLD	17-Jun-44
Aust U16 (.76m)	24.66	10-Dec-98	CANBERRA	RYAN PURCELL	WA	24-Jan-83

#### 400M HURDLES

World	46.78	6-Aug-92	BARCELONA	KEVIN YOUNG	USA	16-Sep-66
Commonwealth	47.10	7-Aug-91	ZURICH	SAMUEL MATETE	ZAM	27-Jul-68
World Junior	48.02	17-Jun-84	LOS ANGELES	DANNY HARRIS	USA	7-Sep-65
Aust Allcomers	47.50	27-Sep-00	SYDNEY	ANGELO TAYLOR	USA	29-Dec-78
Aust National	48.28	31-Jul-96	ATLANTA	ROHAN ROBINSON	VIC	15-Nov-71
Aust U20	49.73	10-Aug-90	BULGARIA	ROHAN ROBINSON	VIC	15-Nov-71
Aust U18 (.84m)	52.01	18-Jul-99	POLAND	SEAN AVERY	VIC	28-Jan-82

#### 2000M STEEPLECHASE

World Junior	5:25.01	2-Oct-80	ATHENS	ARSENIOS TSMINOS	GRE	19-Jan-61
Aust U18	5:43.73	5-Dec-88	SYDNEY	AARON HUNT	NSW	10-Mar-72
Aust U16 (.76m)	5:55.06	5-Dec-02	HOBART	JAMES MATTHEWS	NSW	29-Jan-87

#### 3000M STEEPLECHASE

World	7:53.17 *	16-Aug-02	ZURICH	BRAHIM BOULAMI	MAR	24-Apr-72
Commonwealth	7:55.72	24-Aug-97	COLOGNE	BERNARD BARMASAI	KEN	6-May-74
World Junior	7:58.66	24-Aug-01	BRUSSELS	STEPHEN CHERONO	KEN	15-Oct-82
Aust Allcomers	8:16.14	9-Sep-01	MELBOURNE	BRAHIM BOULAMI	MAR	20-Apr-72
Aust National	8:16.22	2-Jul-93	LILLE	SHAUN CREIGHTON	VIC	14-May-67
Aust U20	8:40.62	20-Sep-92	SEOUL	GLEN STOJANOVIC	NSW	3-Feb-74

\* awaiting ratification

**1500M TRACK WALK**

Aust U16	5:42.68	26-Mar-95	ADELAIDE	STEPHEN BROOKS	VIC	16-May-79
----------	---------	-----------	----------	----------------	-----	-----------

**3000M TRACK WALK**

Aust U18	11:42.04	21-Feb-98	SYDNEY	TROY SUNDSTROM	NSW	30-Apr-81
----------	----------	-----------	--------	----------------	-----	-----------

**5000M TRACK WALK**

Aust Allcomers	18:52.87	21-Feb-86	CANBERRA	DAVID SMITH	VIC	24-Jul-55
Aust National	18:51.39	21-Feb-98	AUCKLAND	NICK A'HERN	NSW	6-Jan-69
Aust U20	19:38.22	19-Feb-00	SYDNEY	TROY SUNDSTROM	NSW	30-Apr-81

**10000M TRACK WALK**

World Junior	38:46.4	20-May-00	MOSCOW	VIKTOR BURAYEV	RUS	23-Aug-82
Aust Allcomers	38:20.9	15-Sep-85	SYDNEY	DAVID SMITH	VIC	24-Jul-55
Aust National	38:20.9	15-Sep-85	SYDNEY	DAVID SMITH	VIC	24-Jul-55
Aust U20	41:11.44	22-Aug-96	SYDNEY	NATHAN DEAKES	VIC	17-Aug-77
Aust U18	42:40.54	6-Nov-99	SYDNEY	DOUG CONNOLLY	NSW	30-Oct-82

**20000M TRACK WALK**

World	1:17:25.6	7-May-94	BERGEN	BERNARDO SEGURA	MEX	11-Feb-70
Commonwealth	1:19:48.1	4-Sep-01	BRISBANE	NATHAN DEAKES	AUS	17-Aug-77
World Junior	1:22:16.0	3-Mar-90	CHINA	MINGCAI LI	CHN	22-Aug-71
Aust Allcomers	1:19:48.1	4-Sep-01	BRISBANE	NATHAN DEAKES	VIC	17-Aug-77
Aust National	1:19:48.1	4-Sep-01	BRISBANE	NATHAN DEAKES	VIC	17-Aug-77
Aust U20	1:36:39.7	27-Jun-81	MELBOURNE	MICHAEL HARVEY	VIC	5-Dec-62

**30000M TRACK WALK**

World	2:01:44.1	3-Oct-92	CUNEO	MAURIZIO DAMILANO	ITA	6-Apr-57
Commonwealth	2:04:55.7	16-Jun-90	SEPT. ILES	GUILLAUME LEBLANC	CAN	14-Apr-62
Aust Allcomers	2:14:22	9-Sep-90	MELBOURNE	SIMON BAKER	VIC	6-Feb-58
Aust National	2:14:22	9-Sep-90	MELBOURNE	SIMON BAKER	VIC	6-Feb-58

**50000M TRACK WALK**

World	3:40:57.9	29-Sep-96	HERICOURT	THIERRY TOUTAIN	FRA	14-Feb-62
Commonwealth	3:43:50.0	9-Sep-90	MELBOURNE	SIMON BAKER	VIC	6-Feb-58
Aust Allcomers	3:43:50.0	9-Sep-90	MELBOURNE	SIMON BAKER	VIC	6-Feb-58
Aust National	3:43:50.0	9-Sep-90	MELBOURNE	SIMON BAKER	VIC	6-Feb-58

**2 HOUR TRACK WALK**

World	29,572m	3-Oct-92	CUNEO	MAURIZIO DAMILANO	ITA	6-Apr-57
Commonwealth	28,800m	16-Jun-90	SEPT. ILES	GUILLAUME LEBLANC	CAN	14-Apr-62
Aust Allcomers	27,123.35m	24-May-80	MELBOURNE	WILLI SAWALL	VIC	7-Nov-41
Aust National	27,123.35m	24-May-80	MELBOURNE	WILLI SAWALL	VIC	7-Nov-41
Aust U20	23,127.84m	21-Aug-65	MELBOURNE	ROSS HAYWOOD	VIC	18-Feb-47

**4 X 100M RELAY**

World	37.40	8-Aug-92	BARCELONA	USA - MARSH, BURRELL, MITCHELL, C. LEWIS
	37.40	21-Aug-93	STUTTGART	USA - DRUMMOND, CASON, MITCHELL, BURRELL
Commonwealth	37.69	3-Aug-96	ATLANTA	CAN - ESMIE, GILBERT, SURIN, BAILEY
World Junior	38.92	21-Jul-02	JAMAICA	USA - COLLINS, FELIX, WILLIAMS, HORDGE
Aust Allcomers	37.61	30-Sep-00	SYDNEY	USA - DRUMMOND, WILLIAMS, LEWIS, GREENE
Aust National	38.17	12-Aug-95	GOTEBORG	AUS - BRIMACOMBE, HENDERSON, JACKSON, MARSH
Aust State Team	39.46	23-Feb-95	MELBOURNE	QLD - BIRGAN, MARSH, NALATU, WOHLSEN
Aust U20	39.62	25-Aug-96	SYDNEY	AUS - BAXTER, DI BELLA, PEARCE, MISSINGHAM
Aust U18	40.93	11-Dec-98	CANBERRA	NSW - BARNETT, RICHARDSON, MANNIS, CHODAT
Aust U16	41.77	12-Mar-88	CANBERRA	NSW - BENSCHER, CAMPS, GREENE, STEPHENSON

**4 X 200M RELAY**

World	1:18.68	17-Apr-94	WALNUT	USA - MARSH, BURRELL, HEARD, LEWIS
Commonwealth	1:20.79	24-Apr-88	WALNUT	JAM - BUCKNOR, DAVIS, CAMPBELL, O'CONNOR
Aust Allcomers	1:23.04	6-Dec-98	SYDNEY	NSW - S.VASSELLA, HOLLANDS, CAPOBIANCO, P.VASSELLA
Aust National	1:23.04	6-Dec-98	SYDNEY	NSW - S.VASSELLA, HOLLANDS, CAPOBIANCO, P.VASSELLA
Aust State Team	1:23.04	6-Dec-98	SYDNEY	NSW - S.VASSELLA, HOLLANDS, CAPOBIANCO, P.VASSELLA
Aust U20	1:25.48	4-Dec-83	SYDNEY	NSW - CHAMPION, KEARNEY, MACE, THEODORE
Aust U18	1:28.2	17-Dec-83	MELBOURNE	VIC - MILONIS, PRYOR, LONGMUIR, REED
Aust U16	1:29.40	9-Dec-00	ADELAIDE	VIC - TONKIN, REMMERS, WROE, LITTLEJOHN

## Athletics Australia – Outdoor Records *(continued...)*

### 4 X 400M RELAY

World	2:54.20	22-Jul-98	NEW YORK	USA - YOUNG, PETTIGREW, WASHINGTON, JOHNSON
Commonwealth	2:56.75	10-Aug-97	ATHENS	JAM - MCDONALD, HAUGHTON, MCFARLANE, CLARKE
World Junior	3:01.90	20-Jul-86	ATHENS	USA - CAMPBELL, RISH, WADDLE, REED
Aust Allcomers	2:56.35	30-Sep-00	SYDNEY	USA - HARRISON, PETTIGREW, HARRISON, JOHNSON
Aust National	2:59.70	11-Aug-84	LOS ANGELES	AUS - CLARK, FRAYNE, MINIHAN, MITCHELL
Aust State Team	3:02.1	26-Feb-84	MELBOURNE	VIC - FRAYNE, MINIHAN, MITCHELL, VAN MILTENBURG
Aust U20	3:04.74	2-Aug-98	ANNECY	AUS - MCFARLANE, BATMAN, THOM, VINCENT
Aust U18	3:14.39	30-Mar-84	MELBOURNE	VIC - KLABBERS, NEVIN, LONGMUIR, REED
Aust U16	3:17.56	7-Mar-86	HOBART	NSW - DENNIS, PERRY, SMART, WATERS

### 4 X 800M RELAY

World	7:03.89	30-Aug-82	LONDON	GBR & NI - ELLIOTT, COOK, CRAM, COE
Commonwealth	7:03.89	30-Aug-82	LONDON	GBR & NI - ELLIOTT, COOK, CRAM, COE
Aust Allcomers	7:20.0	6-Mar-82	BRISBANE	QLD - CREW, GOULDING, HAWES, HILLARDT
Aust National	7:19.0	22-Aug-66	DUBLIN	AUS - CLOUGH, DOUBELL, ROCHE, WHEELER
Aust State Team	7:20.0	6-Mar-82	BRISBANE	QLD - CREW, GOULDING, HAWES, HILLARDT
Aust U20	7:39.5	29-Nov-81	SYDNEY	NSW - EARL, OZOLINS, TRINCA, WHEELER
Aust U18	7:46.20	17-Dec-00	SYDNEY	NSW - ANDREATTA, FITZGERALD, BROMLEY, HALL

### 4 X 1500M RELAY

World	14:38.8	17-Aug-77	KOLN	GER - WESSINGHAGE, HUDAK, LEDERER, FLESCHE
Commonwealth	14:40.4	22-Aug-73	OSLO	NZL - DIXON, POLHILL, QUAX, WALKER
Aust Allcomers	15:19.00	27-Nov-88	MELBOURNE	VIC - AGOSTA, PAULIN, POLKINGHORNE, QUILTY
Aust National	15:19.00	27-Nov-88	MELBOURNE	VIC - AGOSTA, PAULIN, POLKINGHORNE, QUILTY
Aust State Team	15:19.00	27-Nov-88	MELBOURNE	VIC - AGOSTA, PAULIN, POLKINGHORNE, QUILTY
Aust U20	15:45.09	28-Mar-92	MELBOURNE	VIC - BOWDEN, GIBBS, SLY, UNTHANK
Aust U18	16:04.7	17-Dec-89	MELBOURNE	VIC - ELLIS, HOWLEY, MCMAHON, MILLICHAMP
Aust U16	17:08.08	22-Nov-87	SYDNEY	NSW - AMANTE, HUNT, TRACEY, VONWILLER

### HIGH JUMP

World	2.45	27-Jul-93	SALAMANCA	JAVIER SOTOMAYOR	CUB	13-Oct-67
Commonwealth	2.38	12-Jul-95	NICE	TROY KEMP	BAH	18-Jun-66
World Junior	2.37	12-Aug-90	PLOVDIV	DRAGUTIN TOPIC	YUG	12-Mar-71
	2.37	20-Sep-92	SEOUL	STEVEN SMITH	GBR	29-Mar-73
Aust Allcomers	2.36	2-Mar-97	MELBOURNE	TIM FORSYTH	VIC	17-Aug-73
	2.36	5-Feb-00	PERTH	KONSTANTIN MATUSEVICH	ISR	25-Feb-71
Aust National	2.36	2-Mar-97	MELBOURNE	TIM FORSYTH	VIC	17-Aug-73
Aust U20	2.34	4-Jul-92	OSLO	TIM FORSYTH	VIC	17-Aug-73
Aust U18	2.29	12-Aug-90	PLOVDIV	TIM FORSYTH	VIC	17-Aug-73
Aust U16	2.14	5-Dec-92	PERTH	MARK SILLS	QLD	24-Dec-76

### POLEVAULT

World	6.14	31-Jul-94	SESTRIERE	SERGEY BUBKA	UKR	4-Dec-63
Commonwealth	6.05	9-Aug-01	EDMONTON	DMITRI MARKOV	AUS	14-Mar-75
World Junior	5.80	14-Jul-89	BRYANSK	MAKSIM TARASOV	URS	2-Dec-70
Aust Allcomers	5.90	28-Feb-98	SYDNEY	JEFF HARTWIG	USA	25-Dec-67
	5.90	29-Sep-00	SYDNEY	NICK HYSONG	USA	9-Dec-71
	5.90	29-Sep-00	SYDNEY	LAWRENCE JOHNSON	USA	7-May-74
	5.90	29-Sep-00	SYDNEY	MAKSIM TARASOV	RUS	2-Dec-70
	5.90	29-Sep-00	SYDNEY	MICHAEL STOLLE	GER	17-Dec-74
Aust National	6.05	9-Aug-01	EDMONTON	DMITRI MARKOV	SA	14-Mar-75
Aust U20	5.60	7-Feb-98	PERTH	PAUL BURGESS	WA	14-Aug-79
Aust U18	5.35	25-Aug-96	SYDNEY	PAUL BURGESS	WA	14-Aug-79
Aust U16	4.81	11-Mar-90	PERTH	JAMES MILLER	WA	4-Jun-74

### LONG JUMP

World	8.95	30-Aug-91	TOKYO	MIKE POWELL	USA	10-Nov-63
Commonwealth	8.62	5-Apr-97	ORLANDO	JAMES BECKFORD	JAM	9-Jan-75
World Junior	8.34	8-Sep-72	MUNICH	RANDY WILLIAMS	USA	23-Aug-53
Aust Allcomers	8.55	28-Sep-00	SYDNEY	IVAN PEDROSO	CUB	17-Dec-72

Aust National	8.49	28-Sep-00	SYDNEY	JAI TAURIMA	QLD	26-Jun-72
Aust U20	7.82	15-Mar-86	ADELAIDE	DAVID CULBERT	VIC	17-Mar-67
Aust U18	7.78	7-Mar-02	MELBOURNE	JOHN THORNELL	NSW	22-Apr-85
Aust U16	7.19	25-Nov-95	BRISBANE	RICHARD ALLEN	QLD	1-Dec-79
<b>TRIPLE JUMP</b>						
World	18.29	7-Aug-95	GOTHENBURG	JONATHAN EDWARDS	GBR	10-May-66
Commonwealth	18.29	7-Aug-95	GOTHENBURG	JONATHAN EDWARDS	GBR	10-May-66
World Junior	17.50	23-Jun-85	ERFURT	VOLKER MAI	GDR	3-May-66
Aust Allcomers	17.71	25-Sep-00	SYDNEY	JONATHON EDWARDS	GBR	10-May-66
Aust National	17.46	7-Aug-82	LONDON	KEN LORRAWAY	ACT	6-Feb-56
Aust U20	16.27	17-Jan-76	MELBOURNE	KEN LORRAWAY	VIC	18-Apr-57
Aust U18	15.60	2-Nov-97	BUNDABERG	JOSHUA FERGUSON	QLD	15-Feb-80
Aust U16	14.50	12-Nov-88	MELBOURNE	CRAIG FURBER	VIC	14-Dec-72
<b>SHOT PUT</b>						
World	23.12	20-May-90	WESTWOOD	RANDY BARNES	USA	16-Jun-66
Commonwealth	21.97	2-Jun-01	EUGENE	JANUS ROBERTS	RSA	10-Mar-79
World Junior	21.96	29-Jun-02	ZAGREB	EDIS ELKASEVIC	CRO	
Aust Allcomers	22.00	5-Oct-85	CANBERRA	ULF TIMMERMANN	GDR	1-Nov-62
Aust National	20.91	31-Jul-02	MANCHESTER	JUSTIN ANLEZARK	QLD	17-Aug-77
Aust U20 (7.26k)	18.43	18-Dec-86	MELBOURNE	JOHN MINNS	VIC	31-May-67
Aust U20 (6k)	19.78	8-Dec-01	MELBOURNE	SCOTT MARTIN	VIC	12-Oct-82
Aust U18 (5k)	20.77	13-Dec-98	CANBERRA	RHYS JONES	QLD	19-Mar-81
Aust U16 (4k)	19.46	9-Dec-00	ADELAIDE	RAFFAEL LAURINS	VIC	22-May-85
<b>DISCUSTHROW</b>						
World	74.08	6-Jun-86	NEUBRANDENBURG	JURGEN SCHULT	GER	11-May-60
Commonwealth	69.96	30-Mar-01	STELLENBOSCH	FRANTZ KRUGER	RSA	22-May-75
World Junior	64.51	18-Jul-02	JAMAICA	TAO WU	CHN	3-Oct-83
Aust Allcomers	69.30	25-Sep-00	SYDNEY	VIRGILIUS ALEKNA	LIT	13-Feb-72
Aust National	65.06	3-Jan-79	MELBOURNE	WAYNE MARTIN	NSW	26-Feb-55
Aust U20 (2k)	61.98	12-Dec-87	MELBOURNE	WERNER REITERER	VIC	27-Jan-68
Aust U20 (1.75k)	57.38	13-Apr-02	BRISBANE	TIMOTHY DRIESEN	VIC	27-Mar-84
Aust U18 (1.5k)	68.44	2-Nov-85	MELBOURNE	WERNER REITERER	VIC	27-Jan-68
Aust U16 (1k)	75.33	10-Dec-99	SYDNEY	TIMOTHY DRIESEN	VIC	27-Mar-84
<b>HAMMER THROW</b>						
World	86.74	30-Aug-86	STUTT GART	YURIY SEDYKH	URS	11-Jun-65
Commonwealth	79.40	7-Nov-01	PRETORIA	CHRIS HARMSE	RSA	31-May-73
World Junior	81.34	2-Sep-01	HUNGARY	KRISTZIAN PARS	HUN	18-Feb-82
Aust Allcomers	82.94	7-Sep-01	BRISBANE	KOJI MUROFUSHI	JPN	8-Oct-74
Aust National	79.29	7-Jul-02	CROATIA	STUART RENDELL	ACT	30-Jun-72
Aust U20 (7.26k)	68.98	12-Jul-86	ATHENS	SEAN CARLIN	SA	29-Nov-67
Aust U20 (6k)	75.62	3-Sep-00	BRISBANE	AARON FISH	QLD	27-Feb-81
Aust U18 (5k)	74.42	9-Dec-00	ADELAIDE	TIMOTHY DRIESEN	VIC	27-Mar-84
Aust U16 (4k)	72.85	8-Jan-00	BENDIGO	TIMOTHY DRIESEN	VIC	27-Mar-84
<b>JAVELIN THROW</b>						
World	98.48	25-May-96	JENA	JAN ZELEZNY	CZE	16-Jun-66
Commonwealth	91.46	25-Jan-92	NTH SHORE CITY	STEPHEN BACKLEY	GBR	12-Feb-69
World Junior	83.87	7-Jun-01	BERGEN	ANDREAS THORKILDSEN	NOR	1-Apr-82
Aust Allcomers	90.17	23-Sep-00	SYDNEY	JAN ZELEZNY	CZE	16-Jun-66
Aust National	85.75	26-Jan-98	ADELAIDE	ANDREW CURREY	NSW	7-Feb-71
Aust U20	75.90	30-Dec-01	PERTH	OLIVER DZIUBAK	WA	30-Mar-82
Aust U18 (700g)	77.78	16-Oct-02	BRISBANE	JOSHUA ROBINSON	QLD	4-Oct-85
Aust U16 (700g)	73.64	20-May-89	BRISBANE	IAN PEARCE	QLD	30-Aug-73
<b>DECATHLON</b>						
World	9026	27-May-01	GOTZIS	ROMAN SEBRLE	CZE	26-Nov-74
Commonwealth	8847	9-Aug-84	LOS ANGELES	DALEY THOMPSON	GBR	30-Jul-58
World Junior	8397	7-Jul-82	ERFURT	TORSTEN VOSS	GDR	24-Mar-63
Aust Allcomers	8641	28-Sep-00	SYDNEY	ERKI NOOL	EST	25-Jun-70
Aust National	8490	18-Sep-98	KUALA LUMPUR	JAGAN HAMES	SA	31-Oct-75
Aust U20 (IAAF)	7322	31-Jan-93	CANBERRA	PAUL JEFFREY	WA	14-Jan-74
Aust U20 (AA)	7073	6-Dec-02	HOBART	STEPHEN CAIN	VIC	23-Jul-84

## Athletics Australia – Outdoor Records *(continued...)*

### COMBINED EVENT

Aust U18	7419	14-Oct-01	BRISBANE	JASON DUDLEY	QLD	10-Nov-84
Aust U16	4455	24-Feb-01	BENDIGO	DWAIN WEYERS	QLD	28-Feb-86

### OCTATHLON

Aust U18	5997	13-Jul-01	HUNGARY	JASON DUDLEY	QLD	10-Nov-84
----------	------	-----------	---------	--------------	-----	-----------

### MEN - BEST ON RECORD

#### 12 HOURS 10-MAN TRACK RELAY

Aust Allcomers	242km477.5m		30-Sep-84	MELBOURNE	VIC TEAM	
Aust National	242km477.5m		30-Sep-84	MELBOURNE	VIC TEAM	

### MARATHON

World	2:05:38	14-Apr-02	LONDON	KHALID KHANNOUCHI	MAR	22-Dec-71
Commonwealth	2:06:16	24-Oct-99	CHICAGO	MOSES TANUI	KEN	20-Aug-65
World Junior	2:12:49	18-Oct-87	BEIJING	NEGASH DUBE	ETH	21-May-05
	2:12:49	9-Oct-88	WEST BERLIN	TESFAYI DADI	ETH	16-Mar-69
Aust Allcomers	2:09:18	8-Oct-82	BRISBANE	ROB DE CASTELLA	VIC	27-Feb-57
Aust National	2:07:51	22-Apr-86	BOSTON	ROB DE CASTELLA	VIC	27-Feb-57

### HALF MARATHON

World	59:17	4-Apr-98	MILANO	PAUL TERGAT	KEN	17-Jun-69
Aust Allcomers	61:11	22-May-94	SYDNEY	PAT CARROLL	QLD	17-Aug-61
Aust National	60:02	19-Jan-97	TOKYO	DARREN WILSON	VIC	9-Aug-68

### 8000M ROAD WALK

Aust U18	34:21.0	24-May-92	MELBOURNE	DION RUSSELL	VIC	8-May-75
----------	---------	-----------	-----------	--------------	-----	----------

### 10000M ROAD WALK

Aust U20	42:30	10-Jun-89	CANBERRA	STEVEN BEECROFT	VIC	14-Mar-71
----------	-------	-----------	----------	-----------------	-----	-----------

### 20000M ROAD WALK

World	1:17:46	19-May-00	MOSCOW	ROMAN RASSKASOV	RUS	28-Apr-79
Commonwealth	1:18:14	16-Jun-01	DUBLIN	NATHAN DEAKES	VIC	17-Aug-77
World Junior	1:19:38	10-Mar-96	ZHUHAI	GUOHUI YU	CHN	30-Apr-77
Aust Allcomers	1:18:59	22-Sep-00	SYDNEY	ROBERT KORZENIOWSKI	POL	30-Jul-68
Aust National	1:18:14	16-Jun-01	DUBLIN	NATAN DEAKES	VIC	17-Aug-77
Aust U20	1:25:02	19-Mar-99	MELBOURNE	TROY SUNDSTROM	NSW	30-Apr-81

### 30000M ROAD WALK

Aust Allcomers	2:05:59	10-May-86	CANBERRA	DAVID SMITH	VIC	24-Jul-55
Aust National	2:05:59	10-May-86	CANBERRA	DAVID SMITH	VIC	24-Jul-55

### 50000M ROAD WALK

World	3:37:26	21-May-00	MOSCOW	VALERIY SPITSYN	RUS	5-Dec-65
Commonwealth	3:43:13	28-May-89	SPAIN	SIMON BAKER	AUS	6-Feb-58
Aust Allcomers	3:42:22	29-Sep-00	SYDNEY	ROBERT KORZENIOWSKI	POL	30-Jul-68
Aust National	3:43:13	28-May-89	SPAIN	SIMON BAKER	VIC	6-Feb-58

### 100KM ROAD RACE

Aust Allcomers	6:29:26	23-Apr-95	TASMANIA	TIM SLOANE	TAS	29-Jul-67
Aust National	6:29:26	23-Apr-95	TASMANIA	TIM SLOANE	TAS	29-Jul-67

**WOMEN - OUTDOOR****100 METRES**

World	10.49	16-Jul-88	INDIANAPOLIS	FLO. GRIFFITH JOYNER	USA	21-Feb-59
Commonwealth	10.74	7-Sep-96	MILAN	MERLENE OTTEY	JAM	10-May-60
World Junior	10.88	1-Jul-77	DRESDEN	MARLIES OELSNER-GOHR	GDR	21-Mar-58
Aust Allcomers	10.75	23-Sep-00	SYDNEY	MARION JONES	USA	12-Oct-75
Aust National	11.12	31-Jul-94	SESTRIERE	MELINDA GAINSFORD	NSW	1-Oct-71
Aust U20	11.20	15-Oct-68	MEXICO CITY	RAELENE BOYLE	VIC	24-Jun-51
Aust U18	11.20	15-Oct-68	MEXICO CITY	RAELENE BOYLE	VIC	24-Jun-51
Aust U16	11.3	14-Jan-76	SYDNEY	DEBBIE WELLS	NSW	29-May-61

**200 METRES**

World	21.34	29-Sep-88	SEOUL	FLO. GRIFFITH JOYNER	USA	21-Feb-59
Commonwealth	21.64	13-Sep-91	BRUSSELS	MERLENE OTTEY	JAM	10-May-60
World Junior	22.19	30-Jul-80	MOSCOW	NATALYA BOCHINA	URS	4-Jan-62
Aust Allcomers	21.84	28-Sep-00	SYDNEY	MARION JONES	USA	12-Oct-75
Aust National	22.23	13-Jul-97	STUTT GART	MELINDA GAINSFORD	NSW	1-Oct-71
Aust U20	22.62	23-Jan-93	SYDNEY	CATHY FREEMAN	VIC	16-Feb-73
Aust U18	22.74	18-Oct-68	MEXICO CITY	RAELENE BOYLE	VIC	24-Jun-51
Aust U16	22.8	28-Feb-76	BRISBANE	DEBBIE WELLS	NSW	29-May-61

**400 METRES**

World	47.60	6-Oct-85	CANBERRA	MARITA KOCH	GDR	18-Feb-57
Commonwealth	48.63	29-Jul-96	ATLANTA	CATHY FREEMAN	AUS	16-Feb-73
World Junior	49.42	27-Aug-91	TOKYO	GRIT BREUER	GER	16-Feb-72
Aust Allcomers	47.60	6-Oct-85	CANBERRA	MARITA KOCH	GDR	18-Feb-57
Aust National	48.63	29-Jul-96	ATLANTA	CATHY FREEMAN	VIC	16-Feb-73
Aust U20	51.14	28-Jun-92	BIRMINGHAM	CATHY FREEMAN	VIC	16-Feb-73
Aust U18	51.80	12-Dec-99	SYDNEY	JANA PITTMAN	NSW	9-Nov-82
Aust U16	52.90	20-Feb-94	MELBOURNE	TAMSYN LEWIS	VIC	20-Jul-78

**800 METRES**

World	1:53.28	26-Jul-83	MUNICH	JARMILA KRATOCHVILOVA	TCH	26-Jan-57
Commonwealth	1:55.29	24-Aug-97	COLOGNE	MARIA MUTOLA	MOZ	27-Oct-72
World Junior	1:57.18	8-Sep-93	BEIJING	YUAN WANG	CHN	8-Apr-76
Aust Allcomers	1:56.15	25-Sep-00	SYDNEY	MARIA MUTOLA	MOZ	27-Oct-72
Aust National	1:59.0	28-Feb-76	MELBOURNE	CHARLENE RENDINA	VIC	18-Dec-47
Aust U20	2:01.1	11-Feb-82	MELBOURNE	MICHELLE BAUMGARTNER	VIC	25-Jul-63
Aust U18	2:01.81	15-Jan-00	MELBOURNE	GEORGIE CLARKE	VIC	17-Jun-84
Aust U16	2:02.49	20-Mar-99	MELBOURNE	GEORGIE CLARKE	VIC	17-Jun-84

## Athletics Australia – Outdoor Records *(continued...)*

### 1000 METRES

World	2:28.98	23-Aug-96	BRUSSELS	SVETLANA MASTERKOVA	RUS	17-Jan-68
Commonwealth	2:29.66	23-Aug-96	BRUSSELS	MARIA MUTOLA	MOZ	27-Oct-72
World Junior	2:35.4	5-Aug-79	PODOLSK	IRINA NIKITINA	URS	2-Mar-70
	2:35.4	12-Jul-84	POTSDAM	KATRIN WUHN	GDR	19-Nov-65
Aust Allcomers	2:39.4	7-Jan-93	MELBOURNE	SUSIE POWER	VIC	26-Mar-75
Aust National	2:38.8	12-Jul-76	MONTREAL	JUDY POLLOCK	VIC	25-Jun-40
Aust U20	2:39.4	7-Jan-93	MELBOURNE	SUSIE POWER	VIC	26-Mar-75
Aust U18	2:43.72	11-Jun-00	CASTLE ISLAND	GEORGE CLARKE	VIC	17-Jun-84

### 1500 METRES

World	3:50.46	11-Sep-93	BEIJING	YUNXIA QU	CHN	25-Dec-72
Commonwealth	3:57.41	8-Aug-98	MONACO	JACKLINE MARANGA	KEN	16-Dec-77
World Junior	3:51.34	18-Oct-97	SHANGHAI	YINGLAI LANG	CHN	22-Aug-79
Aust Allcomers	4:03.46	9-Sep-01	MELBOURNE	VIOLETA SZEKELY	ROM	26-Mar-65
Aust National	4:01.34	5-Jul-96	OSLO	MARGARET CROWLEY	VIC	24-May-67
Aust U20	4:06.77	30-Jan-00	HOBART	GEORGIE CLARKE	VIC	17-Jun-84
Aust U18	4:06.77	30-Jan-00	HOBART	GEORGIE CLARKE	VIC	17-Jun-84
Aust U16	4:12.51	6-Dec-99	MELBOURNE	GEORGIE CLARKE	VIC	17-Jun-84

### 1 MILE (= 1609.33 METRES)

World	4:12.56	14-Aug-96	ZURICH	SVETLANA MASTERKOVA	RUS	17-Jan-68
Commonwealth	4:17.57	21-Aug-85	ZURICH	ZOLA BUDD	GBR	26-May-66
World Junior	4:17.57	21-Aug-85	ZURICH	ZOLA BUDD	GBR	26-May-66
Aust Allcomers	4:31.2	15-Nov-86	CANBERRA	KRISHNA WOOD	ACT	18-May-66
Aust National	4:25.84	10-Aug-96	MONTE CARLO	MARGARET CROWLEY	VIC	24-May-67
Aust U20	4:32.73	17-Dec-92	MELBOURNE	SUSIE POWER	VIC	26-Mar-75

### 2000 METRES

World	5:25.36	8-Jul-94	EDINBURGH	SONIA O'SULLIVAN	IRL	28-Nov-69
Commonwealth	5:26.93	8-Jul-94	EDINBURGH	YVONNE MURRAY	SCO	4-Oct-64
Aust Allcomers	5:56.3	27-Nov-88	BRISBANE	ANGELA RAINES-WHITE	QLD	22-Mar-74
Aust National	5:45.65	22-Aug-87	LONDON	JACQUELINE PERKINS	VIC	29-Aug-65
Aust U20	5:50.47	4-Sep-94	BIRMINGHAM	SUSIE POWER	VIC	26-Mar-75
Aust U18	5:56.3	27-Nov-88	BRISBANE	ANGELA RAINES-WHITE	QLD	22-Mar-74
Aust U16	5:56.3	27-Nov-88	BRISBANE	ANGELA RAINES-WHITE	QLD	22-Mar-74

### 3000 METRES

World	8:06.11	13-Sep-93	BEIJING	JUNXIA WANG	CHN	9-Jan-73
Commonwealth	8:26.97	29-Jun-01	ROME	PAULA RADCLIFFE	GBR	17-Dec-73
World Junior	8:28.83	7-Sep-85	ROME	ZOLA BUDD	GBR	26-May-66
Aust Allcomers	8:43.14	14-Jan-90	SYDNEY	LIZ MCCOLGAN	SCO	24-Apr-64
Aust National	8:42.75	10-Mar-01	LISBON	BENITA WILLIS	QLD	6-May-79
Aust U20	8:44.1	13-Jul-84	EUGENE	DONNA GOULD	SA	10-Jun-66
Aust U18	9:02.11	20-Feb-99	SYDNEY	ELOISE POPPETT	NSW	9-Nov-82
Aust U16	9:22.0	12-Nov-88	BRISBANE	ANGELA RAINES-WHITE	QLD	22-Mar-74

### 5000 METRES

World	14:28.09	23-Oct-97	SHANGHAI	BO JIANG	CHN	30-May-05
Commonwealth	14:32.44	31-Aug-01	EDMONTON	PAULA RADCLIFFE	GBR	17-Dec-73
World Junior	14:45.90	24-Oct-95	NANJING	BO JIANG	CHN	30-May-05
Aust Allcomers	14:40.79	25-Sep-00	SYDNEY	GABRIELA SZABO	ROM	14-Nov-75
Aust National	14:47.60	6-Sep-02	BERLIN	BENITA JOHNSON	ACT	6-May-79
Aust U20	15:18.6	16-Oct-99	SYDNEY	ELOISE POPPETT	NSW	9-Nov-82

### 10000 METRES

World	29:31.78	8-Sep-93	BEIJING	JUNXIA WANG	CHN	9-Jan-73
Commonwealth	30:26.97	30-Sep-00	SYDNEY	PAULA RADCLIFFE	GBR	17-Dec-73
World Junior	30:39.41	19-Oct-97	SHANGHAI	LIXIN LAN	CHN	14-Feb-79
Aust Allcomers	30:17.49	30-Sep-00	SYDNEY	DERARTU TULU	ATH	21-Mar-72
Aust National	31:11.72	30-Jun-92	HELSINKI	LISA ONDIEKI	ACT	12-May-60
Aust U20	34:15.0	18-Dec-85	ADELAIDE	DONNA GOULD	SA	10-Jun-66

**1 HOUR TRACK**

World	18,340m	7-Aug-98	BORGHOLZHAUSEN	TEGLA LOROUPE	KEN	9-May-73
Aust Allcomers	not claimed					
Aust National	not claimed					

**20000 METRES**

World	1:05:26.6	3-Sep-00	BORGHOLZHAUSEN	TEGLA LOROUPE	KEN	9-May-73
Aust Allcomers	not claimed					
Aust National	not claimed					

**25000 METRES**

World	1:27:05.9	21-Sep-02	MENGERSKIRCHEN	TEGLA LOROUPE	KEN	9-May-73
Aust Allcomers	not claimed					
Aust National	not claimed					

**30000 METRES**

World	1:47:05.6	22-Apr-88	BUDAPEST	KAROLINA SZABO	HUN	17-Nov-61
Aust Allcomers	not claimed					
Aust National	not claimed					

**90M HURDLES**

Aust U16	12.51	9-Dec-01	MELBOURNE	SALLY McLELLAN	QLD	19-Sep-86
----------	-------	----------	-----------	----------------	-----	-----------

**100M HURDLES**

World	12.21	20-Aug-88	STARA ZAGORA	YORDANKA DONKOVA	BUL	28-Sep-61
Commonwealth	12.44	28-Aug-99	SEVILLE	GLORY ALOZIE	NGR	30-Dec-77
World Junior	12.84	16-Jul-87	ZAGREB	ALIUSKA LOPEZ	CUB	29-Aug-69
Aust Allcomers	12.61	4-Sep-01	BRISBANE	GAIL DEVERS	USA	19-Nov-66
Aust National	12.93	28-Jun-72	WARSAW	PAM RYAN	VIC	12-Aug-39
	12.5	28-Jun-72	WARSAW	PAM RYAN	VIC	12-Aug-39
Aust U20	13.12	14-Jul-00	DARWIN	JACQUELINE MUNRO	NSW	4-Oct-81
Aust U18 (.76m)	13.58	26-Oct-02	BRISBANE	SALLY McLELLAN	QLD	19-Sep-86

**200M HURDLES**

Aust Allcomers	25.7	25-Nov-71	MELBOURNE	PAM RYAN	VIC	12-Aug-39
Aust National	25.7	25-Nov-71	MELBOURNE	PAM RYAN	VIC	12-Aug-39
Aust U16	28.15	26-Oct-01	BRISBANE	SALLY McLELLAN	QLD	19-Sep-86

**400M HURDLES**

World	52.61	11-Aug-95	GOTEBORG	KIM BATTEN	USA	29-Mar-69
Commonwealth	52.74	19-Aug-93	STUTTGART	SALLY GUNNELL	GBR	29-Jul-66
World Junior	54.70	19-Jul-02	JAMAICA	LASHINDA DEMUS	USA	10-Mar-83
Aust Allcomers	53.02	27-Sep-00	SYDNEY	IRINA PRIVALOVA	RUS	22-Nov-68
Aust National	53.17	28-Sep-88	SEOUL	DEBBIE FLINTOFF-KING	VIC	20-Apr-60
Aust U20	55.20	18-Mar-00	PIETERSBERG	JANA PITTMAN	NSW	9-Nov-82
Aust U18	56.23	18-Dec-99	SYDNEY	JANA PITTMAN	NSW	9-Nov-82

**2000M STEEPLECHASE**

Aust U20	6:25.77	1-May-00	SYDNEY	MELISSA ROLLISON	QLD	13-Apr-83
Aust U18	6:25.77	1-May-00	SYDNEY	MELISSA ROLLISON	QLD	13-Apr-83
Aust U16	6:37.50	12-Dec-98	CANBERRA	MELISSA ROLLISON	QLD	13-Apr-83

**3000M STEEPLECHASE**

World	9:16.51	27-Jul-02	GDANSK	ALESYA TUROVA	BLR	6-Dec-79
Commonwealth	9:30.70	4-Sep-01	BRISBANE	MELISSA ROLLISON	QLD	13-Apr-83
World Junior	9:30.70	4-Sep-01	BRISBANE	MELISSA ROLLISON	QLD	13-Apr-83
Aust Allcomers	9:30.70	4-Sep-01	BRISBANE	MELISSA ROLLISON	QLD	13-Apr-83
Aust National	9:30.70	4-Sep-01	BRISBANE	MELISSA ROLLISON	QLD	13-Apr-83

**1500M TRACK WALK**

Aust U16	5:59.15	25-Feb-96	SYDNEY	RENEE MCASKILL	NSW	11-Mar-82
----------	---------	-----------	--------	----------------	-----	-----------



## Athletics Australia – Outdoor Records *(continued...)*

### 3000M TRACK WALK

Aust U20	12:27.74	25-Feb-93	MELBOURNE	JANE SAVILLE	NSW	5-Nov-74
Aust U18	12:43.0	8-Nov-97	SYDNEY	MICHELLE FRENCH	NSW	1-Apr-82

### 5000M TRACK WALK

World	20:02.60	13-Jul-02	DUBLIN	GILLIAN O'SULLIVAN	IRL	
Commonwealth	20:13.26	25-Feb-96	HOBART	KERRY SAXBY-JUNNA	AUS	2-Jun-61
World Junior	20:31.4	10-Feb-96	ADLER	IRINA STANKINA	RUS	25-Mar-77
Aust Allcomers	20:03.0	11-Feb-96	SYDNEY	KERRY SAXBY-JUNNA	NSW	2-Jun-61
Aust National	20:03.0	11-Feb-96	SYDNEY	KERRY SAXBY-JUNNA	NSW	2-Jun-61
Aust U20	21:44.6	6-Jan-96	SYDNEY	NATALIE SAVILLE	NSW	7-Sep-78
Aust U18	22:11.33	2-Mar-95	SYDNEY	NATALIE SAVILLE	NSW	7-Sep-78

### 10000M TRACK WALK

World	41:56.23	24-Jul-90	SEATTLE	NADEZHDA RYASHKINA	URS	22-Jan-67
Commonwealth	41:57.22	24-Jul-90	SEATTLE	KERRY SAXBY-JUNNA	AUS	2-Jun-61
World Junior	43:35.2	20-May-00	MOSCOW	LYUDMILA YEFIMKINA	RUS	22-Aug-81
Aust Allcomers	42:46.45	14-Jan-89	SYDNEY	KERRY SAXBY-JUNNA	NSW	2-Jun-61
Aust National	41:57.22	24-Jul-90	SEATTLE	KERRY SAXBY-JUNNA	NSW	2-Jun-61
Aust U20	47:04.78	18-Jul-02	JAMAICA	LAURA JOHNSON	NSW	31-Aug-84

### 20000M TRACK WALK

World	1:26:52.3	6-Sep-01	BRISBANE	OLIMPIADA IVANOVA	RUS	5-May-70
Commonwealth	1:33:40.2	6-Sep-01	BRISBANE	KERRY SAXBY-JUNNA	AUS	2-Jun-61
Aust Allcomers	1:33:40.2	6-Sep-01	BRISBANE	KERRY SAXBY-JUNNA	NSW	2-Jun-61
Aust National	1:33:40.2	6-Sep-01	BRISBANE	KERRY SAXBY-JUNNA	NSW	2-Jun-61

### 2 HOUR TRACK WALK

Aust Allcomers	22,747.10m	20-Jun-92	MELBOURNE	CAROLYN VANSTAN	VIC	14-Aug-68
Aust National	22,747.10m	20-Jun-92	MELBOURNE	CAROLYN VANSTAN	VIC	14-Aug-68

### 4 X 100M RELAY

World	41.37	6-Oct-85	CANBERRA	GDR - GLADISCH, RIEGER, AUERSWALD, GOHR		
Commonwealth	41.92	29-Aug-99	SEVILLE	BAH - FYNES, STURRUP, DAVIS, FERGUSON		
World Junior	43.38	11-Jul-99	TAMPA	USA - JOYCE, WILLIAMS, ROBINSON, BUCHANAN		
Aust Allcomers	41.37	6-Oct-85	CANBERRA	GDR - AUERSWALD, GLADISCH, GOHR, RIEGER		
Aust National	42.99	18-Mar-00	PIETERSBERG	AUS - MASSEY, BROADRICK, LAMBERT, G-TAYLOR		
Aust State Team	44.00	7-Mar-92	ADELAIDE	NSW - GAINSFORD, HOUGH, LEE, MOORE		
Aust U20	44.97	13-Jul-96	DURHAM	AUS - SLOMKA, HEVITT, CRIPPS, HAYWARD		
Aust U18	45.75	24-Mar-79	PERTH	VIC - DYER, MILBURN, SCHMIDT, STRONG		
Aust U16	46.25	7-Dec-01	MELBOURNE	QLD - BOYD, McLELLAN, CUTMORE, REUTER		

### 4 X 200M RELAY

World	1:27.46	29-Apr-00	PHILADELPHIA	USA - JENKINS, RICHARDSON, PERRY, JONES		
Commonwealth	1:31.57	20-Aug-77	LONDON	GBR - COLYEAR, ELDER, HARTLEY, LANNAMAN		
Aust Allcomers	1:32.6	25-Jan-76	BRISBANE	AUS - BOYLE, JOWETT, ROBERTSON, WILSON		
Aust National	1:32.6	25-Jan-76	BRISBANE	AUS - BOYLE, JOWETT, ROBERTSON, WILSON		
Aust State Team	1:36.41	21-Nov-87	SYDNEY	NSW - CAPLES, CLARKE, HOLLAND, SULLIVAN		
Aust U20	1:39.24	14-Jan-89	SYDNEY	NSW - GRAY, GRIPTON, HANIGAN, REKO		
Aust U18	1:40.28	27-Nov-88	SYDNEY	NSW - GRAY, GRIPTON, RUIZ, VORMISTER		
Aust U16	1:40.28	27-Nov-88	SYDNEY	NSW - GRAY, GRIPTON, RUIZ, VORMISTER		

### 4 X 400M RELAY

World	3:15.17	1-Oct-88	SEOUL	URS - LEDOVSKAYA, NAZAROVA, PINIGINA, BRYZGINA		
Commonwealth	3:21.21	11-Aug-84	LOS ANGELES	CAN - CROOKS, RICHARDSON, KILLINGBECK, PAYNE		
World Junior	3:28.39	31-Jul-88	SUDBURY	GDR - DERR, FABERT, WOHLK, BREUER		
Aust Allcomers	3:19.49	4-Oct-85	CANBERRA	GDR - BUSCH, EMMELMANN, KOCH, NEUBAER		
Aust National	3:23.81	30-Sep-00	SYDNEY	AUS - PERIS, LEWIS, GAINSFORD-TAYLOR, FREEMAN		
Aust State Team	3:31.35	16-Mar-86	ADELAIDE	VIC - FLEMING, FLINTOFF, STEWART, TOMSETT		
Aust U20	3:30.38	12-Aug-90	PLOVDIV	AUS - ANDREWS, HANIGAN, POETSCHKA, SCAMPS		
Aust U18	3:42.47	21-Mar-82	BRISBANE	NSW - ALTON, BABBAGE, HALL, MARONEY		
Aust U16	3:45.47	7-Mar-86	HOBART	NSW - PHILLIPS, SCAMPS, STENBERG, WEST		

**4 X 800M RELAY**

World	7:50.17	5-Aug-84	MOSCOW	URS - OLIZARENKO, GURINA, BORISOVA, PODYALOVSKAYA
Commonwealth	8:20.73	5-Jun-93		GBR - UK NATIONAL TEAM
Aust Allcomers	8:39.5	19-Dec-93	MELBOURNE	VIC - ANDERSON, PERKINS, ROBINSON, WEBSTER
Aust National	8:39.5	19-Dec-93	MELBOURNE	VIC - ANDERSON, PERKINS, ROBINSON, WEBSTER
Aust State Team	8:39.5	19-Dec-93	MELBOURNE	VIC - ANDERSON, PERKINS, ROBINSON, WEBSTER
Aust U20	8:48.5	19-Dec-89	BRISBANE	QLD - DAWSON, LONSDALE, STEPHENS, VAN GORP
Aust U18	9:03.96	27-Nov-88	SYDNEY	NSW - CORBIN, MOTTRAM, SMITH, WALSHAM
Aust U16	9:03.96	27-Nov-88	SYDNEY	NSW - CORBIN, MOTTRAM, SMITH, WALSHAM

**4 X 1500M RELAY**

Aust Allcomers	18:00.92	12-Dec-93	MELBOURNE	VIC - ANDERSON, PERKINS, ROBINSON, WEBSTER
Aust National	17:09.75	25-Jun-00	LONDON	AUS - HARVEY, CLARKE, RICHARDSON, JAMIESON
Aust State Team	17:09.75	25-Jun-00	LONDON	AUS - HARVEY, CLARKE, RICHARDSON, JAMIESON
Aust U20	18:23.98	24-Nov-90	SYDNEY	NSW - BECKHAUS, FIEN, WALSHAM, WILSON
Aust U18	18:34.58	28-Mar-92	MELBOURNE	VIC - HARVEY, JONES, POWER, STERNSON
Aust U16	18:43.26	26-Nov-88	SYDNEY	NSW - BECKHAUS, CORBIN, WALKLEY, WALSHAM

**HIGH JUMP**

World	2.09	30-Aug-87	ROME	STEFKA KOSTADINOVA	BUL	5-Mar-65
Commonwealth	2.04	4-Aug-99	MONACO	HESTRIE CLOETE	RSA	26-Aug-78
World Junior	2.01	7-Jul-86	MOSCOW	OLGA TURCHAK	URS	5-Mar-67
	2.01	18-Jun-89	KARL-MARX-STADT	HEIKE BALCK	GDR	19-Aug-70
Aust Allcomers	2.01	30-Sep-00	SYDNEY	YELENA YELESINA	RUS	4-Apr-70
	2.01	30-Sep-00	SYDNEY	HESTRIE STORBECK-CLOETE	RSA	26-Aug-78
Aust National	1.98	12-Feb-89	PERTH	VANESSA WARD	WA	5-Jan-63
	1.98	17-Jul-94	INGOLSTADT	ALISON INVERARITY	WA	12-Aug-70
Aust U20	1.93	11-Aug-78	EDMONTON	KATRINA GIBBS	NSW	7-Apr-59
Aust U18	1.90	8-Mar-87	BRISBANE	GAI KAPERNICK	QLD	20-Sep-70
	1.90	8-Dec-01	MELBOURNE	PETRINA PRICE	NSW	26-Apr-84
Aust U16	1.86	16-Feb-86	BRISBANE	LEAH CRANSTON	QLD	25-Feb-70
	1.86	16-Feb-86	BRISBANE	GAI KAPERNICK	QLD	20-Sep-70
	1.86	9-Dec-89	ADELAIDE	ANDREA HUGHES	TAS	12-Dec-73

**POLE VAULT**

World	4.81	9-Jun-01	PALO ALTO, CA	STACY DRAGILA	USA	25-Mar-71
Commonwealth	4.60	20-Feb-99	SYDNEY	EMMA GEORGE	AUS	1-Nov-74
World Junior	4.47	10-Feb-01	BUDAPEST	YELENA ISINBAYEVA	RUS	3-Jun-82
Aust Allcomers	4.60	20-Feb-99	SYDNEY	EMMA GEORGE	VIC	1-Nov-74
	4.60	25-Sep-00	SYDNEY	STACY DRAGILA	USA	25-Mar-71
Aust National	4.60	20-Feb-99	SYDNEY	EMMA GEORGE	VIC	1-Nov-74
Aust U20	4.25	11-Feb-00	BRISBANE	BRIDGID ISWORTH	VIC	15-Oct-81
Aust U18	4.15	28-Nov-98	MELBOURNE	BRIDGID ISWORTH	VIC	15-Oct-81
Aust U16	3.80	8-Dec-02	HOBART	CHARMAINE LUCOCK	QLD	4-Aug-87

**LONG JUMP**

World	7.52	11-Jun-88	LENINGRAD	GALINA CHISTYAKOVA	URS	26-Jul-62
Commonwealth	6.90	14-Aug-93	HELSINKI	BEVERLEY KINCH	GBR	14-Jan-64
World Junior	7.14	4-Jun-83	BRATISLAVA	HEIKE DRESCHLER	GDR	16-Dec-64
Aust Allcomers	7.27	6-Oct-85	CANBERRA	HEIKE DRESCHLER	GDR	16-Dec-64
Aust National	7.00	7-Mar-02	MELBOURNE	BRONWYN THOMPSON	QLD	29-Jan-78
Aust U20	6.60	23-Aug-72	MUNICH	LYN TILLET	NSW	15-Aug-53
Aust U18	6.55	15-Oct-83	SYDNEY	NICOLE BOEGMAN	NSW	5-Mar-67
Aust U16	6.32	28-Mar-99	PERTH	SHERMIN OKSUZ	WA	24-Mar-84

**TRIPLE JUMP**

World	15.50	10-Aug-95	GOTEBORG	INESSA KRAVETS	UKR	5-Oct-66
Commonwealth	15.16	13-Sep-97	FUKUOKA	ASHIA HANSEN	GBR	5-Dec-71
World Junior	14.62	25-Aug-96	SYDNEY	TEREZA MARINOVA	BUL	5-Sep-77
Aust Allcomers	15.20	24-Sep-00	SYDNEY	TEREZA MARINOVA	BUL	5-Sep-77
Aust National	14.04	11-Mar-02	HOBART	NICOLE MLADENIS	WA	22-Sep-75
Aust U20	13.18	24-Aug-96	SYDNEY	CARMEN MILLER	TAS	18-Jul-78
Aust U18	13.13	11-Dec-99	SYDNEY	SARAH SYDNEY	QLD	16-Feb-84
Aust U16	13.13	11-Dec-99	SYDNEY	SARAH SYDNEY	QLD	16-Feb-84

## Athletics Australia – Outdoor Records *(continued...)*

### SHOT PUT

World	22.63	7-Jun-87	MOSCOW	NATALYA LISOVSKAYA	URS	16-Jul-62
Commonwealth	19.74	14-Jul-84	BERKELEY	GAEL MARTIN	AUS	27-Aug-56
World Junior	20.54	1-Jul-89	ORIMATTILA	ASTRID KUMBERNUSS	GDR	5-Feb-70
Aust Allcomers	20.69	4-Oct-85	CANBERRA	NATALYA LISOVSKAYA	URS	16-Jul-62
Aust National	19.74	14-Jul-84	BERKELEY	GAEL MARTIN	VIC	27-Aug-56
Aust U20	16.14	29-Oct-88	CANBERRA	LISA-MARIE VIZANIARI	ACT	14-Dec-71
Aust U18	16.14	29-Oct-88	CANBERRA	LISA-MARIE VIZANIARI	ACT	14-Dec-71
Aust U16	14.92	5-Jul-87	VANCOUVER	LISA-MARIE VIZANIARI	ACT	14-Dec-71

### DISCUS THROW

World	76.80	9-Jul-88	NEUBRANDENBURG	GABRIELE REINSCH	GDR	23-Sep-63
Commonwealth	68.72	22-Jan-94	AUCKLAND	DANIELA COSTIAN	AUS	30-Apr-65
World Junior	74.40	13-Sep-88	BERLIN	ILKE WYLUDDA	GDR	28-Mar-69
Aust Allcomers	69.78	6-Oct-85	CANBERRA	MARTINA OPITZ	GDR	12-Dec-60
Aust National	68.72	22-Jan-94	AUCKLAND	DANIELA COSTIAN	QLD	30-Apr-65
Aust U20	60.44	12-Aug-90	PLOVDIV	LISA-MARIE VIZANIARI	ACT	14-Dec-71
Aust U18	53.50	11-Dec-88	CANBERRA	LISA-MARIE VIZANIARI	ACT	14-Dec-71
Aust U16	53.24	28-Feb-97	MELBOURNE	KATRINA STEELE	NSW	2-Jul-81

### HAMMER THROW

World	76.07	29-Aug-99	RUDLINGEN	MIHAELA MELINTE	ROM	27-Mar-75
Commonwealth	69.65	14-Apr-02	BRISBANE	BRONWYN EAGLES	AUS	23-Aug-80
World Junior	71.71	9-Sep-01	MELBOURNE	KAMILA SKOLIMOWSKA	POL	4-Nov-82
Aust Allcomers	71.71	9-Sep-01	MELBOURNE	KAMILA SKOLIMOWSKA	POL	4-Nov-82
Aust National	69.65	23-Mar-02	ADELAIDE	BRONWYN EAGLES	NSW	23-Aug-80
	69.65	14-Apr-02	BRISBANE	BRONWYN EAGLES	NSW	23-Aug-80
Aust U20	62.02	9-Dec-99	SYDNEY	BRONWYN EAGLES	NSW	23-Aug-80
Aust U18	55.78	14-Dec-00	MELBOURNE	GABRIELLE NEIGHBOUR	VIC	22-Nov-83
Aust U16	52.08	11-Feb-96	SYDNEY	BRONWYN EAGLES	NSW	23-Aug-80

### JAVELIN THROW

World	71.54	1-Jul-01	RETHYMNO	OSLEIDYS MENENDEZ	CUB	14-Nov-79
Commonwealth	66.80	5-Aug-00	RUNAWAY BAY	LOUISE CURREY	AUS	24-Jan-69
World Junior	61.99	14-Oct-99	HUIZHOU	YANING WANG	CHN	4-Jan-80
Aust Allcomers	68.91	30-Sep-00	SYDNEY	TRINE HATTTESTAD	NOR	18-Apr-66
Aust National	66.80	5-Aug-00	RUNAWAY BAY	LOUISE CURREY	NSW	24-Jan-69
Aust U20	54.96	1-Dec-01	BALLARAT	KATHRYN MITCHELL	VIC	10-Jul-82
Aust U18	51.83	14-Jul-01	HUNGARY	KIMBERLY MICKLE	WA	28-Dec-84
Aust U16	45.38	10-Dec-00	ADELAIDE	SAMANTHA PEARSON	NSW	14-May-85

### HEPTATHLON

World	7291	24-Sep-88	SEOUL	JACKIE JOYNER-KERSEE	USA	3-Mar-62
Commonwealth	6831	30-Jul-00	GOTZIS	DENISE LEWIS	GBR	27-Aug-72
World Junior	6542	10-Aug-02	MUNICH	CAROLINA KLUFFT	SWE	2-Feb-83
Aust Allcomers	6584	24-Sep-00	SYDNEY	DENISE LEWIS	GBR	27-Aug-72
Aust National	6695	28-Jan-90	AUCKLAND	JANE FLEMMING	VIC	14-Apr-65
Aust U20	5788	27-Mar-90	MELBOURNE	PETA KENNEDY	VIC	20-May-71
Aust U18	5650	24-Feb-85	BRISBANE	SHARON JAKLOFSKY	QLD	30-Sep-68

### COMBINED EVENT

Aust U16	5484	23-Feb-91	SYDNEY	JANE JAMIESON	NSW	23-Jun-75
----------	------	-----------	--------	---------------	-----	-----------

**WOMEN - BEST ON RECORD****MARATHON**

World	2:17:18	13-Oct-02	CHICAGO	PAULA RADCLIFFE	GBR	21-Jul-72
Commonwealth	2:17:18	13-Oct-02	CHICAGO	PAULA RADCLIFFE	GBR	21-Jul-72
World Junior	2:30:30	11-Sep-83	EUGENE	AKEMI MASUDA	JPN	27-Apr-68
Aust Allcomers	2:23:14	24-Sep-00	SYDNEY	NOAKO TAKAHASHI	JPN	6-May-72
Aust National	2:23:51	31-Jan-88	OSAKA	LISA MARTIN (ONDIEKI)	SA	12-May-60

**HALF MARATHON**

World	66:43	19-Jan-97	TOKYO	MASAKO CHIBA	JPN	18-Jul-76
Aust Allcomers	69:38	12-Jul-92	GOLD COAST	MIDORI FUMOTO	JPN	18-Dec-71
Aust National	67:48	10-Jan-00	TOKYO	KERRY N McCANN	NSW	2-May-67

**8000M ROAD WALK**

Aust U18	39:15	24-May-92	MELBOURNE	JANE SAVILLE	NSW	5-Nov-74
----------	-------	-----------	-----------	--------------	-----	----------

**10000M ROAD WALK**

World	41:04	20-Apr-96	SOCHI	YELENA NIKOLAYEVA	RUS	1-Feb-66
Commonwealth	41:29.71	27-Aug-88	CANBERRA	KERRY SAXBY-JUNNA	AUS	2-Jun-61
World Junior	41:55	11-Feb-95	ADLER	IRINA STANKINA	RUS	25-Mar-77
Aust Allcomers	41:29.71	27-Aug-88	CANBERRA	KERRY SAXBY-JUNNA	NSW	2-Jun-61
Aust National	41:29.71	27-Aug-88	CANBERRA	KERRY SAXBY-JUNNA	NSW	2-Jun-61
Aust U20	47:10	25-Aug-91	MELBOURNE	JANE SAVILLE	NSW	5-Nov-74

**15000M ROAD WALK**

Aust Allcomers	1:14:49.9	5-Sep-99	MELBOURNE	WENDY MULDOON	VIC	27-May-71
Aust National	1:14:49.9	5-Sep-99	MELBOURNE	WENDY MULDOON	VIC	27-May-71

**20000M ROAD WALK**

World	1:26.52	6-Sep-01	BRISBANE	OLIMPIADA IVANOVA	RUS	5-May-70
Commonwealth	1:28:56	6-May-00	COPENHAGEN	JANE SAVILLE	NSW	5-Nov-74
Aust Allcomers	1:29:05	28-Sep-00	SYDNEY	LIPING WANG	CHN	8-Jul-76
Aust National	1:28:56	6-May-00	COPENHAGEN	JANE SAVILLE	NSW	5-Nov-74

**100KM ROAD RACE**

Aust Allcomers	7:40:58	18-Nov-95	KUROW	LINDA MEADOWS	VIC	10-Mar-59
Aust National	7:40:58	18-Nov-95	KUROW	LINDA MEADOWS	VIC	10-Mar-59

## Athletics Australia – Indoor Records

### MEN - INDOOR

EVENT	PERF.	DATE	VENUE	NAME	STATE	D.O.B.	
<b>50 METRES</b> World	5.56	9-Feb-96	RENO	DONOVAN BAILEY	CAN	16-Dec-67	
	5.56	13-Feb-99	LOS ANGELES	MAURICE GREENE	USA	23-Jul-74	
<b>60 METRES</b> World	6.39	3-Feb-98	MADRID	MAURICE GREENE	USA	23-Jul-74	
	6.39	3-Mar-01	ATLANTA	MAURICE GREENE	USA	23-Jul-74	
	Aust National	6.52	7-Mar-99	JAPAN	MATTHEW SHIRVINGTON	NSW	25-Oct-78
	6.52	7-Mar-99	JAPAN	MATTHEW SHIRVINGTON	NSW	25-Oct-78	
<b>200 METRES</b> World	19.92	18-Feb-96	LIEVIN	FRANK FREDERICKS	NAM	2-Oct-67	
	Aust National	20.71	12-Mar-93	TORONTO	DAMIEN MARSH	QLD	28-Mar-71
<b>400 METRES</b> World	44.63	4-Mar-95	ATLANTA	MICHAEL JOHNSON	USA	13-Sep-67	
	Aust National	46.45	12-Mar-93	TORONTO	DARREN CLARK	NSW	6-Sep-65
<b>800 METRES</b> World	1:42.67	9-Mar-97	PARIS	WILSON KIPKETER	DEN	12-Dec-70	
	Aust National	1:47.9	25-Jan-69	ALBEA	RALPH DOUBELL	VIC	11-Feb-45
<b>1000 METRES</b> World	2:14.96	20-Feb-00	BIRMINGHAM	WILSON KIPKETER	DEN	12-Dec-70	
	Aust National	2:26.0	17-Feb-90	LINCOLN	RODNEY MARKS	SA	1968
<b>1500 METRES</b> World	3:31.18	2-Feb-97	STUTT GART	HICHAM EL GUERROUJ	MAR	14-Sep-74	
	Aust National	3:39.77	8-Mar-87	INDIANAPOLIS	MICHAEL HILLARDT	QLD	22-Jan-61
<b>1 MILE</b> World	3:48.45	12-Feb-97	GENT	HICHAM EL GUERROUJ	MAR	14-Sep-74	
	Aust National	3:56.6	23-Feb-86	SAN DIEGO	MICHAEL HILLARDT	QLD	22-Jan-61
<b>3000 METRES</b> World	7:24.90	6-Feb-98	BUDAPEST	DANIEL KOMEN	KEN	17-May-76	
	Aust National	7:48.34	11-Mar-01	LISBON	CRAIG MOTTRAM	VIC	18-Jun-80
<b>5000 METRES</b> World	12:50.38	14-Feb-99	BIRMINGHAM	HAILE GEBRSELASSIE	ETH	18-Apr-73	
	Aust National	14:02.32	1-Mar-02	INDIANA	MARK TUCKER	VIC	15-Aug-79
<b>50M HURDLES</b> World	6.25	5-Mar-86	KOBE	MARK MCKOY	CAN	10-Dec-61	
	<b>60M HURDLES</b> World	7.30	6-Mar-94	SINDELFINGEN	COLIN JACKSON	GBR	18-Feb-67
Aust National		7.73	11-Mar-95	BARCELONA	KYLE VANDER KUYP	VIC	30-May-71
7.73		12-Mar-95	BARCELONA	KYLE VANDER KUYP	VIC	30-May-71	
7.73		8-Mar-97	PARIS	KYLE VANDER KUYP	VIC	30-May-71	
<b>5000M WALK</b> World	18:07.08	14-Feb-95	MOSCOW	MIKHAIL SHCHENNIKOV	RUS	24-Dec-67	
	Aust National	18:52.20	8-Mar-87	INDIANAPOLIS	DAVID SMITH	VIC	24-Jul-55

**4 X 200M RELAY**

World 1:22.11 3-Mar-91 GLASGOW GBR & NI - BRAITHWAITE, CHRISTIE, MAFE, REGIS

**4 X 400M RELAY**

World 3:02.83 7-Mar-99 MAEBASHI USA - MORRIS, JOHNSON, MINOR, CAMPBELL  
Aust National 3:08.49 10-Mar-91 SEVILLE AUS - GARNER, GREENE, PERRY, ROBINSON

**4 X 800M RELAY**

World 7:13.94 6-Dec-00 BOSTON USA - WOODY, PARANYA, KENAH, KRUMMENACKER

**HIGH JUMP**

World 2.43 4-Mar-89 BUDAPEST JAVIER SOTOMAYOR CUB 13-Oct-67  
Aust National 2.33 16-Feb-97 BALINGEN TIM FORSYTH VIC 17-Aug-73

**POLE VAULT**

World 6.15 21-Feb-93 DONETSK SERGEY BUBKA UKR 4-Dec-63  
Aust National 5.60 21-Jan-00 GERMANY VIKTOR CHISTIYAKOV SA 9-Feb-75

**LONG JUMP**

World 8.79 27-Jan-84 NEW YORK CARL LEWIS USA 1-Jul-61  
Aust National 8.11 3-Mar-90 FLAGSTAFF GLENN CARROLL NSW 15-Jun-67  
8.11 5-Mar-01 SINDELFINGEN PETER BURGE NSW 3-Jul-74  
8.11 11-Mar-01 LISBON PETER BURGE NSW 3-Jul-74

**TRIPLE JUMP**

World 17.83 1-Mar-97 SINDELFINGEN ALIECER URRUTIA CUB 22-Sep-74  
Aust National 17.20 9-Mar-01 LISBON ANDREW MURPHY NSW 18-Dec-69

**SHOT PUT**

World 22.66 20-Jan-89 LOS ANGELES RANDY BARNES USA 16-Jun-66  
Aust National 18.08 12-Mar-93 TORONTO JOHN MINNS VIC 31-May-67

**OCTATHLON**

World 7084 11-Feb-89 VITTEL CHRISTIAN PLAZIAT FRA 28-Oct-63

**HEPTATHLON**

World 6476 14-Mar-93 TORONTO DAN O'BRIEN USA 18-Jul-66

**WOMEN - INDOOR**

**50 METRES**

World 5.96 9-Feb-95 MADRID IRINA PRIVALOVA RUS 22-Nov-68

**60 METRES**

World 6.92 11-Feb-93 MADRID IRINA PRIVALOVA RUS 22-Nov-68  
6.92 9-Feb-95 MADRID IRINA PRIVALOVA RUS 22-Nov-68  
Aust National 7.32 6-Mar-87 INDIANAPOLIS DIANNE HOLDEN NSW 28-Oct-63

**200 METRES**

World 21.87 13-Feb-93 LIEVIN MERLENE OTTEY JAM 10-May-60  
Aust National 22.64 10-Mar-95 BARCELONA MELINDA GAINSFORD NSW 1-Oct-71  
22.64 11-Mar-95 BARCELONA MELINDA GAINSFORD NSW 1-Oct-71

**400 METRES**

World 49.59 7-Mar-82 MILAN JARMILA KRATOCHVILOVA CZE 26-Jan-51  
Aust National 52.17 4-Mar-89 BUDAPEST MAREE HOLLAND NSW 25-Jul-63

**800 METRES**

World 1:55.82 3-Mar-02 WIEN JOLANDA CEPLAK SLO 12-Sep-76  
Aust National 2:02.42 6-Mar-99 JAPAN TAMSYN LEWIS VIC 20-Jul-78

### Athletics Australia – Indoor Records *(continued...)*

<b>1000 METRES</b>						
World	2:30.94	25-Feb-99	STOCKHOLM	MARIA DE LOURDES MUTOLA	MOZ	27-Oct-72
Aust National	2:49.41	27-Feb-88	LINCOLN	LISA O'CONNELL	VIC	3-Dec-66
<b>1500 METRES</b>						
World	4:00.27	9-Feb-90	ET RUTHERFORD	DOINA MELINTE	ROM	27-Dec-56
Aust National	4:13.21	10-Mar-01	LISBON	GEORGIE CLARKE	VIC	17-Jun-84
<b>1 MILE</b>						
World	4:17.14	9-Feb-90	ET RUTHERFORD	DOINA MELINTE	ROM	27-Dec-56
Aust National	4:46.6	19-Feb-83	PORTLAND	LISA MARTIN (ONDIEKI)	SA	12-May-60
<b>3000 METRES</b>						
World	8:29.15	3-Feb-02	STUTT GART	BERHANE ADERE	ETH	21-Jul-73
Aust National	8:42.75	10-Mar-01	LISBON	BENITA WILLIS	QLD	6-May-79
<b>5000 METRES</b>						
World	14:47.35	13-Feb-99	DORTMUND	GABRIELA SZABO	ROM	14-Nov-75
<b>50M HURDLES</b>						
World	6.58	20-Feb-88	BERLIN	C. RIEFSTAHL-OSCHKENAT	GDR	29-Oct-61
<b>60M HURDLES</b>						
World	7.69	4-Feb-90	CHELYABINSK	LUDMILA ENGQUIST	URS	21-Apr-64
Aust National	8.25	15-Jan-86	OSAKA	GLYNIS NUNN	QLD	4-Dec-60
<b>3000M WALK</b>						
World	11:40.33	30-Jan-99	BUCURESTI	CLAUDIA IOVAN	ROM	25-Feb-78
Aust National	11:53.82	12-Mar-93	TORONTO	KERRY SAXBY-JUNNA	NSW	2-Jun-61
<b>4 X 200M RELAY</b>						
World	1:32.55	20-Feb-88	DORTMUND	FRG - ARENDT, KNOLL, KLUTH, KINZEL		
	1:32.55	21-Feb-99	KARLSRUHE	GER - MOLLER, G. & B. ROCKMEIER, PHILLIPP		
<b>4 X 400M RELAY</b>						
World	3:24.25	7-Mar-99	MAEBASHI	RUS - CHEBYKINA, GONCHARENKO, KOTLUAROVA, NAZAROVA		
Aust National	3:26.87	7-Mar-99	JAPAN	AUS - ANDREWS, VAN HEER, LEWIS, FREEMAN		
<b>4 X 800M RELAY</b>						
World	8:18.71	4-Feb-94	MOSCOW	RUS - KUZNETSOVA, AFANASYEVA, ZAYTSEVA, PODKOPAYEVA		
<b>HIGH JUMP</b>						
World	2.07	8-Feb-92	KARLSRUHE	HEIKE REDETZSKY-HENKEL	GER	5-May-64
Aust National	1.97	14-Mar-93	TORONTO	ALISON INVERARITY	WA	12-Aug-70
<b>POLE VAULT</b>						
World	4.75	3-Mar-02	WIEN	SVETLANA FEOFANOVA	RUS	16-Jul-80
Aust National	4.55	26-Mar-98	ADELAIDE	EMMA GEORGE	VIC	1-Nov-74
<b>LONG JUMP</b>						
World	7.37	13-Feb-88	WIEN	HEIKE DAUTE-DRECHSLER	GDR	16-Dec-64
Aust National	6.81	12-Mar-95	BARCELONA	NICOLE BOEGMAN	NSW	5-Mar-67
<b>TRIPLE JUMP</b>						
World	15.16	28-Feb-98	VALENCIA	ASHIA HANSEN	GBR	5-Dec-71
<b>SHOT PUT</b>						
World	22.50	19-Feb-77	JABLONEC	HELENA FIBINGEROVA	TCH	13-Jul-49
Aust National	16.71	Jan-85	PARIS	GAEL MARTIN	VIC	27-Aug-56
<b>PENTATHLON</b>						
World	4991	15-Feb-92	BERLIN	IRINA BELOVA	EUN	27-Mar-68
Aust National	4490	5-Mar-99	JAPAN	JANE JAMIESON	NSW	23-Jun-75

**Rankings**

**RANKINGS**

*Principal sponsor*





## Australian All-Time List

**MEN**

Perf.	Wind		State	DOB	Place	Venue	Date
<b>100 YARDS</b>							
9.2	+1.4	Bob Lay	N	200344	1	Sydney	10 Mar 65
9.52	-0.8	Gary Eddy	V	260345	5	Kingston	6 Aug 66
9.3	+0.0	Hec Hogan	Q	110731	1	Sydney	13 Mar 54
9.3		Ken Irvine	N	050340	1	Dubbo	9 Mar 63
9.3		Gary Holdsworth	V	010841	1	Melbourne	6 Mar 66
9.3		Richard James	V	090356	1	Melbourne	20 Dec 79
9.3		Peter Batten	V	190956	2	Melbourne	20 Dec 79
9.56		Matt Shirvington	N	251078	1	Sydney	21 Jan 00
9.62		Patrick Johnson	A	260972	2	Sydney	21 Jan 00
9.4		Peter Vassella	N	040141	1	Wollongong	4 Mar 62
9.4		Greg Lewis	V	091246	2	Melbourne	16 Mar 66
9.4		Stuart Laing	Q	220146	1	Melbourne	10 Feb 68
9.4		Fred Martin	N	041066	1	Sydney	13 Feb 85
<b>100 METRES</b>							
10.03	-0.1	Matt Shirvington	N	251078	4	Kuala Lumpur	17 Sep 98
10.10	+1.6	Patrick Johnson	A	260972	1	Melbourne	2 Mar 00
10.13	+0.1	Damien Marsh	Q	280371	1	Monte Carlo	9 Sep 95
10.17	+2.0	Rod Mapstone	W	191169	2h	Perth	28 Jan 96
10.21	+2.0	Shane Naylor	V	031167	1	Canberra	18 Mar 95
10.22	-0.4	Gerrard Keating	V	031262	5	Canberra	5 Oct 85
10.24	+1.8	Tim Jackson	N	040769	2	Tonsberg	20 Jul 94
10.25	+1.1	Dean Capobianco	W	110570	2	Birmingham	16 Jul 93
10.26	+0.8	Paul Narracott	Q	081059	1	Melbourne	6 Mar 84
10.26	+0.2	Paul Di Bella	Q	120277	1s	Sydney	18 Aug 00
10.27	+1.6	Paul Henderson	N	130371	1h	Windsor	5 Jul 96
10.28	+0.4	Steve Brimacombe	V	070571	1h	Sydney	27 Jan 97
10.29	+1.0	Kieran Noonan	N	070976	3	Perth	5 Feb 00
10.30	+0.4	David Baxter	V	270377	3	Canberra	15 Jan 00
10.32	+1.7	Shane Hearn	W	021070	2	Perth	8 Feb 97
10.33	+1.0	Ricky Nalatu	Q	011272	1	Brisbane	4 Feb 95
10.33	+0.9	Adam Basil	V	140475	2q	Sydney	24 Feb 00
10.34	+1.3	Peter Gandy	N	020961	3	Adelaide	11 Jan 82
10.34	+1.7	Chris Perry	V	210559	4h	London	20 Jun 86
10.35	+0.9	Glenn Crawford	V	130173	1	Melbourne	8 Jan 98
10.36	+0.4	Ryan Witnish	V	230274	3h	Sydney	27 Jan 97
10.37	+1.0	Gavin Hunter	Q	050175	6	Perth	5 Feb 00
10.37	+1.0	Andrew McManus	N	111270	7	Perth	5 Feb 00
10.40	+1.8	Steve McBain	S	230167	4	Sydney	28 Mar 87
10.40	+0.0	Darryl Wohlsten	Q	060373	2	Brisbane	14 Feb 99
10.41	+1.9	Adam Miller	N	220684	2h	Canberra	8 Feb 02
10.42	+1.8	Bob Lay	N	200344	3q	Tokyo	14 Oct 64
10.42	+1.4	Graham Haskell	S	030848	1h	Christchurch	25 Jan 74
10.42	+1.9	Troy Davies	N	231079	5	Perth	4 Mar 01
10.43	+2.0	Clayton Kearney	N	110464	3s	London	20 Jun 86
10.43	+1.6	Braden Fraser	V	020677	3	Melbourne	2 Mar 00
10.44		Ian Campbell	V	180457	2	Missoula	23 Apr 77
10.44	+1.9	Nigel Biggs	W	310877	7	Perth	4 Mar 01
10.45	+1.7	Bruce Frayne	S	240158	1	London	9 Jun 82
10.46	+0.8	Greg Lewis	V	091246	=1s	Christchurch	26 Jan 74
10.46	-2.4	Phil Chiodo	V	101074	1	Melbourne	13 Dec 91
10.46	+0.2	Chad Stephenson	N	130372	2	Melbourne	25 Feb 92
10.46	+1.0	Andrew Murphy	V	181269	2	Brisbane	4 Feb 95
10.46	+0.1	Peter Burge	N	030774	3	Darwin	23 Jun 00
10.46	+0.0	Ross Smith	N	300673	1	Canberra	28 Mar 02
10.47	+1.7	Darren Clark	N	060965	1	Melbourne	18 Mar 83
10.47	-2.2	Peter van Miltenburg	V	160857	3	Adelaide	14 Mar 84
10.47	+1.4	David Dworjanyan	N	271068	1s	Sydney	25 Feb 99
10.47	+1.7	Nick Rennie	V	231174	6	Melbourne	25 Feb 93
10.47	+1.5	Kyle Vander Kuyp	V	300571	2	Melbourne	20 Feb 94
10.48		Malcolm May	W	160253	1	Spokane	2 Apr 77
10.48	-0.5	Richard James	V	090356	1	Sydney	23 Mar 80
10.48		Paul Greene	N	091272	1h	Sydney	15 Sep 89

Perf.	Wind		State	DOB	Place	Venue	Date
10.48	+1.6	Peter Crane	V	260972	1	Pomona	17 Apr 92
10.48	+1.9	Scott Richardson	N	150581	1h	Adelaide	9 Dec 00
manual 9.9	+1.2	Paul Narracott	Q	081059	1	Brisbane	4 Jan 84
10.1	+0.5	Gary Holdsworth	V	010841	1	Geelong	9 Apr 67
10.1	+0.8	Greg Lewis	V	091246	1	Melbourne	11 Nov 72
10.1	+0.0	Graham Haskell	S	030848	1	Sydney	27 Oct 73
10.1		John Dinan	V	181159	1	Melbourne	19 Mar 85
10.1		Shane Naylor	V	031167	1	Melbourne	16 Feb 88
10.1	+1.3	Bryan Skinner	Q	040373	1	Brisbane	8 Oct 93
10.2		Hec Hogan	Q	110731	1	Sydney	13 Mar 54
10.2		Bob Lay	N	200344	1	Melbourne	16 Feb 67
10.2		Phil King	V	181246	1	Melbourne	3 Apr 68
10.2		Eric Bigby	Q	060340	1	Brisbane	9 Jan 71
10.2	+0.8	Laurie D'Arcy	V	030547	2	Melbourne	11 Nov 72
10.2		Richard James	V	090356	2	Melbourne	10 Nov 73
10.2		Colin McQueen	V	120256	1	Melbourne	21 Jan 78
10.2		Peter van Miltenburg	V	160857	1	Eugene	13 Jul 84
10.2		Reid Pryor	V	041066	2	Melbourne	19 Mar 85
10.2		Brett Leavy	Q	080265	1	Brisbane	9 Dec 88
<b>200 METRES</b>							
20.06A	+0.9	Peter Norman	V	150642	2	Mexico City	16 Oct 68
20.18	+0.3	Dean Capobianco	W	110570	5	Stuttgart	19 Aug 93
20.19	+1.6	John Dinan	V	181159	1	Canberra	6 Mar 86
20.30	+1.8	Steve Brimacombe	Q	070571	1	Brisbane	17 Feb 96
20.32	-0.2	Damien Marsh	Q	280371	1	Linz	22 Aug 95
20.43A	+2.0	Darryl Wohlsen	Q	060373	1	Pietersburg	18 Mar 00
20.44	+2.0	Robert Stone	V	050165	1	Brisbane	13 Mar 88
20.45	+1.9	Matt Shirvington	N	251078	1	Sydney	10 Aug 98
20.48	+0.5	Fred Martin	N	041066	1	Brisbane	3 Feb 85
20.49	0.0	Darren Clark	N	060965	1	Sydney	12 Nov 83
20.52	+1.2	Patrick Johnson	A	260972	1h	Brisbane	25 Mar 01
20.53A	+0.6	Greg Lewis	V	091246	5s	Mexico City	16 Oct 68
20.57A	+2.0	David Baxter	V	270377	3	Pietersburg	18 Mar
20.58	+0.5	Paul Pearce	V	080177	1h	Melbourne	2 Mar 97
20.59	-0.5	Bruce Frayne	S	240158	1	Canberra	21 Dec 80
20.59	+1.8	Miles Murphy	N	190567	1	Canberra	5 Mar 88
20.60	+1.7	Pat Dwyer	N	031177	1	Sydney	20 Dec 97
20.62	+1.0	David Geddes	N	260182	1	Brisbane	13 Apr 02
20.63	+1.0	Paul Henderson	N	130371	1s	Brisbane	6 Mar 93
20.64		Clayton Kearney	N	110464	2	Seoul	14 Sep 85
20.65	+0.4	Paul Narracott	Q	081059	4	Brisbane	7 Oct 82
20.66	+0.7	Peter Gandy	N	020961	2	Auckland	24 Jan 81
20.66	+1.1	Paul Di Bella	Q	120277	2	Brisbane	25 Mar 01
20.69	+2.0	Peter van Miltenburg	V	160857	1	Melbourne	6 Mar 84
20.78	+1.2	Daniel Batman	N	200381	1	Darwin	14 Jul 00
20.79	+1.8	Bryan Skinner	Q	040373	3	Brisbane	17 Feb 96
20.80	+0.1	Paul Greene	N	091272	2	Pullman	21 May 94
20.82	+1.7	Mark Garner	N	300669	1	Sydney	16 Jan 88
20.83	+1.0	Chad Stephenson	N	130372	1	Sydney	22 Feb 92
20.83	+0.3	Cameron Mackenzie	V	100170	1	Melbourne	10 Dec 98
20.84	+1.0	Peter Vassella	N	071271	1	Sydney	15 Feb 98
20.85	-0.8	Brett Leavy	Q	080265	3	Adelaide	8 Mar 92
20.91	+1.0	Richard Hopkins	S	121054	6s	Champaign	4 Jun 77
20.92		Andrew Douglas	V	010865	1	Melbourne	11 Jan 90
20.92	+1.6	Simon Bresnehan	T	151274	2h	Melbourne	2 Mar 97
20.93	+1.9	Tim Jackson	N	040769	7	Barcelona	11 Sep 89
20.93	+1.1	Andrew Richardson	N	031271	1	Sydney	18 Feb 96
20.93	+1.1	Andrew McManus	N	111270	4	Melbourne	2 Mar 00
20.94	+1.0	Tim Williams	V	091281	1	Brisbane	13 Apr 02
21.05y	+1.0	Gary Eddy	V	260345	4	Kingston	11 Aug 66
20.97	+1.3	Peter Fitzgerald	V	271053	1	Auckland	19 Mar 77
20.97	+0.8	Scott Thom	V	180379	1	Vilverde	14 Jul 98
20.98	+0.5	Glenn Crawford	V	100173	7	Melbourne	2 Mar 97
20.99	-0.4	Peter Crane	V	260972	1	Melbourne	29 Feb 96

RANKINGS

## Australian All-Time List (continued...)

Perf.	Wind		State	DOB	Place	Venue	Date
21.00	-0.4	Mark Ladbrook	V	060272	1	Melbourne	17 Feb 96
21.00	+1.1	Glenn McCarthy	T	210470	2	Sydney	18 Feb 96
21.01	+1.2	David Flowers	V	090980	2h	Brisbane	25 Mar 01
21.03	-0.3	Ryan Witnisk	V	230274	1	Canberra	11 Jan 97
21.04		Gerrard Keating	V	031262	2	Innsbruck	18 Jun 86
21.04	+1.4	Nathaniel Carr	Q	051179	2s	Sydney	27 Feb 00
manual							
20.3	+1.7	Peter Gandy	N	2-09-61	1	Hobart	11 Jan 81
20.4		Paul Narracott	Q	8-10-59	1	Brisbane	25 Feb 79
20.6y		Jim Carlton	N	10-02-09	1	Sydney	16 Jan 32
20.5	+2.0	Peter Fitzgerald	V	27-10-53	1	Melbourne	16 Dec 76
20.6		Barry Besanko	V	15-08-56	2	Brisbane	27 Feb 77
20.6		Colin McQueen	V	12-02-56	1	Brisbane	14 Feb 79
20.6		Richard James	V	9-03-56	2	Sydney	30 Dec 79
20.8y	+0.0	Gary Eddy	V	26-03-45	1q	Kingston	8 Aug 66
20.7	+0.0	Phil King	V	18-12-46	3	Sydney	24 Mar 68
20.7	+0.0	Gary Holdsworth	V	1-08-41	4	Sydney	24 Mar 68
20.7		Bruce Weatherlake	N	13-03-50	1	Sydney	21 Feb 70
20.7		Ross Hawthorne	N	23-12-59	1	Sydney	25 Feb 79
20.9y		Peter Vassella	N	4-01-41	2	Brisbane	5 Mar 61
20.8		Bob Lay	N	20-03-44	1	Adelaide	7 Mar 64
20.8		Glenn Townsend	N	16-04-51	1	Sydney	19 Feb 72
20.8		Rick Mitchell	V	24-03-55	2	Melbourne	29 Feb 76
20.8		Bill Hancock	Q	24-02-58	3	Brisbane	25 Feb 79
20.8		Tony McDonald	N	18-07-56	2	Sydney	25 Feb 79
20.8		Colin O'Sullivan	W	13-05-55	3	Sydney	30 Dec 79
20.8		Cameron Mackenzie	V	10-01-70	1	Melbourne	19 Nov 92
<b>400 METRES</b>							
44.38		Darren Clark	N	060965	3s	Seoul	26 Sep 88
44.71		Miles Murphy	N	190567	1	Perth	26 Mar 88
44.73A		Pat Dwyer	N	031177	1	Pretoria	24 Mar 00
44.84		Rick Mitchell	V	240355	2	Moscow	30 Jul 80
44.98		Robert Stone	V	050165	1	Melbourne	6 Mar 88
45.08		Mark Garner	N	300669	2q	Tokyo	26 Aug 91
45.16A		Paul Greene	W	091272	2	Johannesburg	14 Apr 96
45.21		Bruce Frayne	S	240158	5s	Los Angeles	6 Aug 84
45.36		Casey Vincent	V	170379	4	Brisbane	8 Sep 00
45.41		Clinton Hill	N	190480	4s	Manchester	27 Jul 02
45.47		Dean Capobianco	W	110570	1	Sydney	30 Jan 94
45.50		Brad Jamieson	S	160378	1	Melbourne	25 Feb 99
45.54		Michael Rehardt	Q	091281	1	Adelaide	23 Mar 02
45.55		Declan Stack	W	090873	1	Melbourne	14 Mar 98
45.59		Daniel Batman	N	190381	1	Canberra	3 Dec 02
45.61		Ross Wilson	Q	311050	2	Edinburgh	23 Jul 70
45.62		Michael Joubert	Q	110570	1	St.Petersburg	30 Jun 95
45.65		Gary Minihan	V	240162	1	Melbourne	20 Mar 83
45.70		Mark Ladbrook	V	060272	1	Melbourne	18 Feb 96
45.84		Paul Pearce	V	080177	2	Adelaide	23 Mar 02
45.86		Colin McQueen	V	120256	1	Perth	23 Mar 79
45.94		Blair Young	Q	050471	5	Brisbane	8 Sep 00
45.97		Cameron Mackenzie	V	100170	1	Melbourne	14 Feb 98
45.98		David Johnston	N	081161	3	Canberra	6 Mar 86
45.98		Rohan Robinson	V	151171	1	Melbourne	24 Mar 91
45.99		Simon Hollingsworth	T	090572	1	Adelaide	16 Feb 92
46.00		Steve Perry	V	230970	2	Sydney	24 Feb 91
46.05		Joshua Coull	V	101169	1	Canberra	25 Jan 93
46.06		Anthony Ryan	Q	050369	2	Sydney	25 Jan 92
46.07		Mark Ormrod	S	011282	4	Osaka	24 May 01
46.10		Alan Ozolins	N	010264	1	Sydney	23 Feb 85
46.11		Bruce Field	V	220147	4s	Christchurch	26 Jan 74
46.17		Jason Kougellis	V	241170	2	Brisbane	6 Mar 92
46.17		Brett Callaghan	N	050173	1	Sydney	12 Mar 94
46.19		Mark Rosenberg	N	090762	1	Canberra	20 Jan 87
46.19		Robert Ballard	N	250964	1h	Seoul	19 Sep 88
46.19		Anton Booth	Q	070370	3	Canberra	18 Feb 01
46.20		Darryl Wohlsen	Q	060373	1	Brisbane	23 Jan 00

Perf.		State	DOB	Place	Venue	Date
manual						
45.4	Daniel Batman	N	200381	1	Darwin	2 Jul 00
45.7	Steve Longden-Gee	N	230253	1	Melbourne	17 Dec 74
45.7	John Higham	V	281051	2	Melbourne	18 Feb 78
45.8	Brett Callaghan	V	051073	1	Sydney	30 Jul 94
46.0	Jim O'Sullivan	Q	130256	1	Brisbane	10 Feb 79
<b>800 METRES</b>						
1.44.40A	Ralph Doubell	V	110245	1	Mexico City	15 Oct 68
1.44.78	Peter Bourke	V	230458	1	Brisbane	20 Mar 82
1.45.03	Brendan Hanigan	T	190373	3	Lappeenranta	26 Jul 94
1.45.21	Grant Cremer	N	090678	2h	Seville	27 Aug 99
1.45.36	Bill Hooker	V	310349	3	London	14 Jul 73
1.45.38	Simon Doyle	Q	091166	4	Nice	15 Sep 91
1.45.57	Kris McCarthy	V	151079	3	Melbourne	2 Mar 00
1.45.6e	John Higham	V	251051	1	Auckland	20 Mar 77
1.45.6	Paul Gilbert	N	291260	1	Melbourne	22 Mar 84
1.45.70	Barry Acres	W	190765	1	Canberra	26 Jan 88
1.45.74	Mike Hillardt	Q	220161	1	Melbourne	19 Mar 83
1.45.74	Pat Scammell	V	150461	2	Burnaby	16 Jul 84
1.45.91	Paul Byrne	V	290176	4	Lindau	28 Jul 95
1.46.9y	Noel Clough	V	250437	1	Kingston	8 Aug 66
1.46.26	Ian Gaudry	N	200364	1	Melbourne	17 Mar 88
1.46.3e	Peter Watson	W	300547	3	Christchurch	20 Jan 74
1.46.42	Brett Crew	Q	171062	4	Melbourne	13 Oct 82
1.46.45	Martin Byron	N	060669	2	Canberra	15 Jan 00
1.46.5	Graeme Rootham	N	070348	1	Perth	26 Mar 72
1.46.51	Joseph Ischia	V	230274	5	Sydney	28 Feb 98
1.46.54	Dean Kenneally	A	080367	6	Dijon	13 Jun 92
1.47.3y	Herb Elliott	W	250238	1	London	4 Aug 58
1.46.6	Mike Willis	V	230455	2	Melbourne	15 Jan 81
1.46.69	Heath Fitzpatrick	Q	170875	1	Brisbane	14 Mar 96
1.46.7	Chum Darvall	N	271257	2	Brisbane	18 Mar 78
1.46.86	Paul Schnyder	V	080462	2	Melbourne	3 Mar 85
1.46.90	Alan Ozolins	N	010264	2	Melbourne	20 Mar 86
1.47.0	Chris Fisher	S	021049	1	Oslo	14 Jul 71
1.47.0	Michael Joubert	Q	110570	1	Seattle	27 May 92
1.47.06	Simon Lewin	V	030172	4	Tampere	14 Jun 92
1.47.06	Paul Cleary	V	280476	2	Melbourne	25 Feb 99
1.47.07	Simon Still	Q	220869	2	Sydney	24 Feb 91
1.47.18	Matt Favier	Q	161065	2	Sydney	24 Feb 85
1.47.18	Todd MacDonald	N	080776	1	Brisbane	29 Jul 00
1.47.26	Rob McVicar	N	181060	4	Sydney	22 Jan 84
1.47.45	Scott Petersen	V	141173	7	Stockholm	8 Jul 96
<b>1,000 METRES</b>						
2.16.61	Grant Cremer	N	090678	7	Stockholm	1 Aug 00
2.17.49	Mike Hillardt	Q	220161	4	London	18 Aug 84
2.17.98	Pat Scammell	V	150461	2	London	22 Aug 87
2.18.22	Simon Doyle	Q	091166	1	Brussels	27 Aug 89
2.18.4	Chris Fisher	S	021049	1	Munich	24 Aug 72
2.18.4	Graham Crouch	V	110148	3	Milan	2 Jul 75
2.19.1	Herb Elliott	W	250238	1	Stockholm	2 Oct 60
2.19.20	Scott Petersen	V	141173	2	Tata	22 Jul 97
2.19.52	Peter Bourke	V	230458	5	London	22 Aug 87
2.20.2	Ken Hall	V	250751	5	Copenhagen	13 Aug 75
2.20.5	Tony Blue	Q	040236	2	Paris	2 Oct 60
2.20.5	Paul Byrne	V	290176	1	Melbourne	6 Jan 95
2.20.6	Holt Hardy	N	091072	1	Sydney	30 Aug 97
2.20.8	Ralph Doubell	V	110245	1	Melbourne	12 Mar 70
<b>1,500 METRES</b>						
3.31.96	Simon Doyle	Q	091166	2	Stockholm	3 Jul 91
3.33.39	Mike Hillardt	Q	220161	4	Berlin	23 Aug 85
3.34.22	Graham Crouch	V	110148	5	Christchurch	2 Feb 74
3.34.61	Pat Scammell	V	150461	2	Melbourne	17 Mar 88

## Australian All-Time List (continued...)

Perf.		State	DOB	Place	Venue	Date
3.35.40	Craig Mottram	V	180680	6	Melbourne	9 Sep 01
3.35.6	Herb Elliott	W	250238	1	Rome	6 Sep 60
3.36.17	Peter Bourke	V	230458	2	Koblentz	13 Aug 87
3.36.20	Paul Cleary	V	280476	1	Brisbane	13 Mar 99
3.36.35	Youcef Abdi	N	071277	10	Rieti	8 Sep 02
3.36.6	Ken Hall	V	250751	-	Goteborg	12 Aug 75
3.36.60	Andrew Lloyd	N	140259	7	Barcelona	16 Jul 90
3.36.97	Scott Petersen	V	141173	2	Brisbane	15 Mar 97
3.37.13	Peter O'Donoghue	V	011061	1	Rome	9 Jun 92
3.37.36	Steve Foley	V	211157	3	Zurich	15 Aug 79
3.38.24	Holt Hardy	N	091072	3	Brisbane	21 Mar 98
3.38.59	Shaun Creighton	V	140567	2	Lucerne	29 Jun 93
3.38.82	Dean Paulin	V	031067	8	Koblentz	24 Aug 89
3.38.96	Alistair Stevenson	Q	280579	3	Brisbane	11 Feb 00
3.39.03	Pat Carroll	Q	170861	1	Canberra	10 Jan 90
3.39.07	Mark Gorski	S	171075	6	Brisbane	13 Mar 99
3.39.22	Nick Howarth	W	240676	7	Brisbane	13 Mar 99
3.39.32	Darren Lynch	V	300866	7	Cork	23 Jun 96
3.39.34	Chris Bowden	V	120676	8	Brisbane	13 Mar 99
3.39.44	Nigel Adkin	V	020272	4	Sydney	21 Mar 95
3.39.5	Chris Fisher	V	021049	1	Oslo	3 Aug 71
3.39.57	Gerard Ryan	V	110760	8	Oslo	27 Jul 85
3.39.86	Stuart Lyall	Q	040473	5	Sydney	20 Feb 99
3.39.89	David Forbes	N	190360	5	Sydney	11 Mar 84
3.39.9	Peter Watson	W	300547	1	Sydney	23 Mar 68
3.39.9	Peter Fuller	V	281149	1	Melbourne	11 Mar 76
3.39.92	David Fitzsimons	S	230450	3h	Christchurch	31 Jan 74
3.39.92	Nick Landbeck	V	010966	6	Brisbane	15 Mar 97
3.39.98	Randal Markey	T	140255	5	Philadelphia	5 Jun 76
3.40.13	Wayne Dyer	V	180258	4	Melbourne	6 Mar 84
3.40.2	Simon Lewin	V	030172	1	Melbourne	17 Mar 94
3.40.20	Graham Glassford	V	080969	1	Kassel	30 May 96
3.40.21	Julian Marsh	V	301173	5	Melbourne	29 Feb 96
3.40.39	David Evans	V	211269	1	Adelaide	16 Feb 92
3.40.4	Daniel Hill	Q	260274	4	Los Angeles	16 May 98
3.40.6	Glenn Ritchie	N	180162	1	Melbourne	6 Mar 84
3.40.60	Justin Rinaldi	V	200672	5	Brisbane	21 Mar 98
3.40.7	Tony Williams	V	231149	2	Melbourne	15 Dec 71
3.40.76	Michael Power	V	090576	5	Canberra	18 Feb 01
3.40.9	Alex Davey	V	020670	1	Melbourne	10 Dec 92
3.41.2	Paul Grinstead	V	210857	2	Sydney	23 Mar 80
3.41.28	Darren Abbott	S	160871	3	Adelaide	16 Feb 92
3.41.29	Colin Dalton	N	100466	4	Adelaide	16 Feb 92
<b>I MILE</b>						
3.49.91	Simon Doyle	Q	091166	4	Oslo	6 Jul 91
3.51.82	Mike Hillard	Q	220161	1	Koblentz	28 Aug 05
3.52.90	Craig Mottram	V	180680	5	Oslo	28 Jun 02
3.53.58	Pat Scammell	V	150461	2	Melbourne	7 Feb 91
3.54.5	Herb Elliott	W	250238	1	Dublin	6 Aug 58
3.55.2	Ken Hall	V	250751	2	Goteborg	12 Aug 75
3.55.59	Graham Crouch	V	110148	3	Stockholm	1 Jul 74
3.55.75	Scott Petersen	V	141173	5	Melbourne	20 Feb 97
3.55.9	Merv Lincoln	V	221137	2	Dublin	6 Aug 58
3.56.52	Andrew Lloyd	N	140259	5	London	27 May 90
3.56.59	Steve Foley	V	211157	2	Dublin	10 Jul 79
3.56.8	Peter Fuller	V	281149	2	Melbourne	9 Jan 74
3.57.12	Holt Hardy	N	091072	4	Melbourne	25 Feb 98
3.57.3	Chris Fisher	S	021049	1	Eugene	18 May 75
3.57.79	Steve Austin	V	140251	5	Melbourne	14 Jan 82
3.57.9	John Landy	V	120430	1	Turku	21 Jun 54
3.58.0	Peter Watson	V	300547	2	Victoria	7 Jul 73
3.58.0	Peter Bourke	V	230458	1	Melbourne	17 Dec 81
3.58.03	Michael Power	V	090576	12	Eugene	4 Jun 95
3.58.2	Paul Grinstead	V	210857	2	Melbourne	17 Dec 81
3.58.3	Albie Thomas	N	080235	1	Melbourne	21 Mar 64

Perf.		State	DOB	Place	Venue	Date
3.58.38	Darren Abbott	S	160871	2	Melbourne	25 Feb 92
3.58.38	Alistair Stevenson	Q	280579	2	Wanganui	22 Jan 00
3.58.39	Chris Bowden	V	120676	7	Melbourne	20 Feb 97
3.58.43	Glenn Ritchie	N	180162	6	Cork	5 Jul 88
3.58.57	Daniel Hill	Q	260274	2	Brunswick,NY	4 Jul 98
3.58.6	Jim Bailey	N	210729	1	Los Angeles	5 May 56
3.58.6	Peter O'Donoghue	V	011061	3	Wanganui	27 Jan 93
3.59.09	Nigel Adkin	V	020272	5	Cork	24 Jun 95
3.59.44	Colin Dalton	N	100466	2	Eugene	11 May 91
3.59.46	Shaun Creighton	V	140567	6	Cork	24 Jun 95
3.59.57	Youcef Abdi	N	071277	5	Melbourne	1 Mar 01
3.59.64	Mark Benson	S	230362	5	Adelaide	13 Mar 82
3.59.8	Tony Benson	V	200542	3	Melbourne	18 Mar 71
3.59.81	Keith Wheeler	W	110643	6	Kingston	13 Aug 66
<b>2,000 METRES</b>						
5.00.84	Simon Doyle	Q	091166	1	Sydney	25 Jan 92
5.01.3	Steve Foley	V	211157	1	Adelaide	22 Dec 79
5.01.85	Nigel Power	V	090576	6	Villaneuve d'Asq	18 Jun 01
5.03.00	Shaun Creighton	V	140567	2	Sydney	25 Jan 92
5.03.62	Pat Scammell	V	150461	-	Cologne	19 Aug 90
5.05.95	Mike Hillardt	Q	220161	1	Brussels	30 Aug 85
5.06.2	Tony Benson	V	200542	1	Viareggio	11 Aug 72
5.06.6	David Fitzsimons	S	230450	2	Edmonton	2 Aug 78
5.06.97	Craig Mottram	V	180680	10	Villaneuve d'Asq	18 Jun 01
5.08.3	Kerry O'Brien	S	170446	5	Viareggio	11 Aug 72
5.08.4	Laurie Toogood	N	281145	2	Sydney	18 Mar 66
5.08.8	Ron Clarke	V	210237	2	Melbourne	22 Nov 66
5.08.8	Gary Zeuner	S	290953	2	Adelaide	22 Dec 79
<b>3,000 METRES</b>						
7.37.30	Craig Mottram	V	180680	11	Monaco	19 Jul 02
7.41.60	Shaun Creighton	V	140567	9	Oslo	21 Jul 95
7.41.78	Lee Troop	V	220373	3	Sydney	20 Feb 99
7.44.65	Simon Doyle	Q	091166	1	Jena	3 Jun 94
7.45.53	Darren Lynch	V	300866	5	Sydney	20 Feb 99
7.45.57	Peter O'Donoghue	V	011061	1	Adelaide	14 Feb 93
7.45.94	Andrew Lloyd	N	140259	1	Canberra	1 Dec 90
7.46.22	Michael Power	V	090576	1	Brisbane	8 Sep 00
7.47.2m	Ron Clarke	V	210237	1	Vasteras	27 Jun 67
7.47.66	Pat Carroll	Q	170861	1	Sydney	14 Jan 90
7.48.74	David Fitzsimons	S	230450	2	Goteborg	6 Jul 78
7.48.8	Gerard Barrett	Q	311256	1	Brisbane	29 Nov 78
7.50.2	Tony Benson	V	200542	1	Melbourne	2 Jan 71
7.50.4	Kerry O'Brien	S	170446	2	Melbourne	2 Jan 71
7.50.59	Darren Wilson	V	090868	1	Melbourne	19 Nov 96
7.51.37	Colin Dalton	N	100466	4	Sydney	14 Jan 90
7.51.70	Julian Paynter	V	150770	3	Adelaide	14 Feb 93
7.52.09	Paul Patrick	V	150971	4	Adelaide	14 Feb 93
7.52.17	Mike Hillardt	Q	220161	3	Budapest	20 Aug 84
7.53.38	Pat Scammell	V	150461	3	Canberra	1 Dec 90
7.53.4	Steve Foley	V	211157	1	Brisbane	1 Mar 81
7.53.8	John Coyle	V	120741	2	Geelong	26 Jan 66
7.54.4	Steve Austin	V	140251	2	Brisbane	1 Mar 81
7.54.50	Malcolm Norwood	V	280764	6	Sydney	14 Jan 90
7.54.97	Mizan Mehari	A	281280	6	Sydney	20 Feb 99
7.55.43	Scott Westcott	N	250975	5	Brunswick,NY	1 Jul 00
7.55.8	Graham Crouch	V	110148	4	Lyngby	15 Aug 73
7.55.80	Chris Bowden	V	120675	1	Melbourne	10 Dec 97
7.55.88	David Evans	V	211269	4	Tampere	18 Jun 95
7.55.93	Steve Isbel	A	090572	4	Adelaide	26 Jan 96
7.56.3	Gerard Ryan	V	110760	1	Canberra	16 Nov 85
7.56.53	Rohan Perrott	V	100469	3	Melbourne	10 Dec 97
7.56.8	Ken Hall	V	250751	2	Melbourne	15 Nov 77
7.57.4	Bill Scott	V	080252	5	Eschweiler	4 Jun 75
7.57.46	Brett Cartwright	S	250173	7	Sydney	16 Feb 01

## Australian All-Time List (continued...)

Perf.		State	DOB	Place	Venue	Date
7.58.0	Kerry Pearce	V	101246	2	Oslo	14 Jul 71
7.58.24	Kim Gillard	N	180870	5	Hobart	30 Jan 00
7.58.3	John Andrews	N	090358	2	Canberra	11 Feb 84
7.58.42	Clinton Mackevicius	N	090278	1	Canberra	24 Feb 01
7.58.54	Jamie Harrison	N	211263	2	Canberra	26 Jan 89
<b>5,000 METRES</b>						
13.12.04	Craig Mottram	V	180680	2	Melbourne	7 Mar 02
13.14.82	Lee Troop	V	220373	2	Melbourne	25 Feb 99
13.16.6	Ron Clarke	V	210237	1	Stockholm	5 Jul 66
13.17.42	David Fitzsimons	S	230450	3	Dusseldorf	4 Sep 77
13.17.76	Shaun Creighton	V	140567	7	Lausanne	5 Jul 95
13.22.1	Steve Austin	V	140251	7	Oslo	15 Jul 80
13.23.31	Peter O'Donoghue	V	011061	1	Melbourne	25 Feb 93
13.23.37	Gerard Barrett	Q	311256	1	Christchurch	20 Jan 79
13.23.56	Michael Power	V	090576	4	Osaka	12 May 01
13.23.8	Bill Scott	V	080252	1	Melbourne	23 Jan 80
13.24.22	Julian Paynter	V	150770	3	Melbourne	19 Nov 95
13.24.56	Mizan Mehari	A	281280	8h	Sydney	27 Sep 00
13.24.63	Andrew Lloyd	N	140259	1	Melbourne	25 Feb 92
13.25.49	Pat Carroll	Q	170861	1	Melbourne	7 Feb 91
13.25.77	Steve Moneghetti	V	260962	2	Melbourne	29 Feb 96
13.27.31	John Andrews	N	090358	1	Melbourne	23 Nov 89
13.27.98	Jamie Harrison	N	211263	2	Melbourne	23 Nov 89
13.28.61	Rod Higgins	A	240867	2	Melbourne	7 Feb 91
13.28.71	Simon Doyle	Q	091166	3	Melbourne	25 Feb 92
13.29.03	David Evans	V	211269	4	Melbourne	25 Feb 92
13.29.07	Malcolm Norwood	V	280764	3	Melbourne	7 Feb 91
13.30.96	Darren Lynch	V	300866	1	Melbourne	5 Feb 00
13.31.2	Ken Hall	V	250751	4	Christchurch	19 Jan 80
13.32.4	Graham Crouch	V	110148	1	Melbourne	4 Feb 76
13.33.21	Paul Patrick	V	150971	4	Melbourne	25 Feb 93
13.33.23	Sisay Bezabeh	A	090977	2	Sydney	26 Feb 00
13.33.35	Scott Westcott	N	250975	1	Melbourne	18 Nov 99
13.34.2	Chris Wardlaw	V	030350	5	Melbourne	3 Feb 77
13.34.2m	Rob de Castella	V	270257	1	Melbourne	12 Nov 81
13.35.8	John Bermingham	V	240651	2	Melbourne	4 Feb 76
13.36.2	Tony Benson	V	200542	1	Stockholm	7 Jul 71
13.36.30	Mark Thompson	V	050379	4	Brisbane	11 Feb 00
13.37.2	Kerry O'Brien	S	170446	1	Melbourne	12 Mar 70
13.37.6	John Coyle	V	120741	1	Geelong	18 Jan 66
13.38.31	Mike Hillardt	Q	220161	1	Melbourne	2 Dec 86
13.38.60	Darren Wilson	V	090868	4	Melbourne	20 Feb 97
13.38.65	Colin Dalton	N	100466	3	Melbourne	16 May 92
13.38.78	Gerard Ryan	V	110760	2	Melbourne	2 Dec 86
13.38.94	Stephen Thurston	S	260377	3	Melbourne	18 Nov 99
<b>10,000 METRES</b>						
27.31.92	Shaun Creighton	A	150567	2	Melbourne	25 Nov 96
27.37.00	Darren Wilson	V	090868	3	Melbourne	25 Nov 96
27.39.89	Ron Clarke	V	210237	1	Oslo	14 Jul 65
27.46.71	Bill Scott	V	080252	2	Melbourne	6 Feb 80
27.47.69	Steve Moneghetti	V	260962	7	Oslo	4 Jul 92
27.49.09	Sisay Bezabeh	A	090977	1	Taraniki	21 Jan 02
27.50.7	Gerard Barrett	Q	311256	3	Moscow	21 Jul 79
27.50.73	Dean Cavuoto	A	040675	2	Taraniki	21 Jan 02
27.53.30	Steve Austin	V	140251	3	Stockholm	9 Jul 81
27.54.93	Brett Cartwright	S	250173	3	Taraniki	21 Jan 02
27.57.34	Andrew Lloyd	N	140259	1	Melbourne	12 Dec 87
27.59.64	Paul Patrick	V	150971	1	Melbourne	16 Dec 93
28.02.73	Rob de Castella	V	270257	2	Melbourne	15 Dec 83
28.03.01	Lee Troop	V	220373	1	Melbourne	14 Dec 02
28.03.33	Julian Paynter	V	150770	6	Melbourne	14 Dec 95
28.04.64	David Fitzsimons	S	230450	9	London	9 Sep 77
28.09.7	John Andrews	N	090358	1	Melbourne	16 Dec 82
28.11.25	Peter Brett	S	141162	2	Melbourne	18 Dec 86

Perf.		State	DOB	Place	Venue	Date
28.14.25	Rod Higgins	A	240867	2	Melbourne	10 Dec 91
28.15.00	Danny Boltz	N	170762	3	Melbourne	18 Dec 86
28.15.6	Chris Wardlaw	V	030350	1	Melbourne	3 Mar 76
28.16.19	Jamie Harrison	N	211263	4	Melbourne	18 Dec 86
28.18.2	Garry Henry	S	170553	5	Melbourne	6 Feb 80
28.18.47	David Evans	N	211269	7	Vancouver	1 Jun 96
28.19.0	Dave Chettle	T	140951	1	Melbourne	15 Dec 77
28.19.26	Craig Mottram	V	180680	1	Melbourne	6 Dec 01
28.19.41	Scott Westcott	N	250975	4	Melbourne	6 Dec 99
28.21.26	Adam Hoyle	V	200863	6	Melbourne	18 Dec 86
28.23.50	Lawrie Whitty	N	060260	3	Melbourne	15 Dec 83
28.23.61	Kim Gillard	N	180870	5	Melbourne	6 Dec 99
28.25.56	Andrew Letherby	Q	190973	11	Stanford	4 May 01
28.29.97	Andrew Garnham	V	060260	9	Melbourne	18 Dec 86
28.30.26	Paul Arthur	N	050567	3	Melbourne	10 Dec 91
28.30.55	Pat Carroll	Q	170861	3	Canberra	11 Mar 88
28.33.28	Mark Boucher	V	031162	10	Melbourne	18 Dec 86
28.34.16	Steve Isbel	A	090572	6	Melbourne	25 Nov 96
28.36.63	Max Little	T	231049	6	Koblenz	27 Aug 80
28.37.64	Dave Power	N	140728	3	Rome	8 Sep 60
28.38.52	Rod De Highden	V	150169	9	Melbourne	14 Dec 95
28.43.20	Nigel Adkin	V	020272	5	Melbourne	4 Dec 00
28.43.49	Kerry O'Brien	S	170446	8	Edinburgh	18 Jul 70
28.44.0	Garry Bentley	T	040350	2	Melbourne	18 Dec 80

**HALF MARATHON**

1:00.02.0	Darren Wilson	V	090868	1	Tokyo	19 Jan 97
1:00.06.0	Steve Moneghetti	V	260962	1	Tokyo	24 Jan 93
1:01.00.0	Lee Troop	V	220373	2	Tokyo	15 Jan 99
1:01.11.0	Pat Carroll	Q	170861	1	Sydney	22 May 94
1:01.18.0	Rob de Castella	V	270257	2	Milan	4 Apr 82
1:01.37.0	John Andrews	N	090358	7	Brussels	3 Oct 93
1:01.56.0	Malcolm Norwood	V	280764	16	South Shields	20 Sep 92
1:02.16.0	Paul Arthur	N	050567	7	Tokyo	26 Jan 92
1:02.16.0	Sean Quilty	V	160566	10	Tokyo	19 Jan 97
1:02.30.0	Rod De Highden	V	150169	11	Tokyo	19 Jan 97
1:02.32.0	Gerard Barrett	Q	311256	1	Auckland	1 Nov 81
1:02.48.0	Kim Gillard	N	180870	15	Osaka	25 Jan 98
1:02.54.0	Andrew Lloyd	N	140259	11	Tokyo	23 Jan 94
1:03.03.0	Scott Westcott	N	250975	1	Noosa	27 Aug 00
1:03.08.0	Rod Higgins	A	240867	38	Brussels	3 Oct 93
1:03.14.0	Brad Camp	V	251264	1	Melbourne	16 Aug 87
1:03.15.0	David Evans	V	211269	3	Gold Coast	18 Jul 93
1:03.19.0	Sisay Bezabeh	A	090977	2	Gold Coast	24 Jun 01
1:03.34.0	Shaun Creighton	A	140567	4	Sydney	24 May 98
1:03.36.0	Peter Brett	S	141162	1	Osense	12 Aug 89
1:03.36.0	Andrew Letherby	Q	190973	1	Hampton	7 Feb 99
1:03.40.0	John Farrington	N	020742	-	Fukuoka	3 Dec 72
1:03.40.0	Adam Hoyle	V	280863	1	Gold Coast	24 Jul 88
1:03.40.0	Dean Cavuoto	A	040675	3	Gold Coast	12 Jul 98
1:03.50.0	Martin Dent	N	080279	8	Gold Coast	7 Jul 02
1:03.54.0	Garry Henry	S	170553	-	Fukuoka	7 Dec 80
1:03.54.0	Steve Austin	V	140251	2	Melbourne	19 Aug 84
1:03.56.0	Derek Clayton	V	171142	-	Antwerp	30 May 69
1:03.56.0	Mike Dalton	T	260666	11	Gold Coast	16 Jul 95
1:03.56.0	Greg Lyons	V	130561	-	Osaka	25 Jan 98
1:03.58.0	Magnus Michelsson	V	040968	6	Gold Coast	24 Jun 01
1:04.00.0	Wayne Larden	N	080369	5	Gold Coast	17 Jul 94
1:04.10.0	Brett Cartwright	S	250173	7	Gold Coast	24 Jun 01
1:04.11.0	Jeff Coole	V	210153	3	Melbourne	23 Jan 84
1:04.14.0	Grenville Wood	S	030255	5	Melbourne	18 Aug 85
1:04.18.0	Peter Haynes	A	301260	1	Canberra	19 May 91
1:04.23.0	Dean Giblin	T	070265	8	Gold Coast	17 Jul 94
1:04.25.0	John Lisiewicz	S	180762	2	Bristol	12 May 96

RANKINGS



## Australian All-Time List (continued...)

Perf.		State	DOB	Place	Venue	Date	
<b>MARATHON</b>							
2:07.51.0	Rob de Castella	V	270257	1	Boston	21 Apr 86	
2:08.16.0	Steve Moneghetti	V	260962	1	Berlin	30 Sep 90	
2:08.33.6	Derek Clayton	V	171142	1	Antwerp	30 May 69	
2:09.39.0	Pat Carroll	Q	170861	1	Oita	5 Feb 95	
2:10.04.0	Lee Troop	V	220373	6	Rotterdam	22 Apr 01	
2:10.09.0	Garry Henry	S	170553	4	Fukuoka	7 Dec 80	
2:10.11.0	Brad Camp	V	251264	1	Gold Coast	23 Jul 89	
2:10.20.0	Dave Chettle	T	140951	2	Fukuoka	7 Dec 75	
2:10.22.0	Shaun Creighton	A	140567	1	Berlin	28 Sep 97	
2:11.06.0	Darren Wilson	V	090868	5	Fukuoka	7 Dec 97	
2:11.10.0	Danny Boltz	N	170762	2	Los Angeles	3 Mar 91	
2:11.13.0	John Farrington	N	020742	1	Sydney	14 Jul 73	
2:11.43.0	Gerard Barrett	Q	311256	1	Adelaide	6 Apr 80	
2:11.55.0	Bill Scott	V	080252	=6	Fukuoka	2 Dec 79	
2:11.55.0	Chris Wardlaw	V	030350	=6	Fukuoka	2 Dec 79	
2:12.10.0	Malcolm Norwood	V	280764	1	St.Paul	6 Oct 91	
2:12.50.0	Grenville Wood	S	030255	2	Melbourne	17 Oct 82	
2:13.15.0	Rob Wallace	V	210651	3	Duluth	20 Jun 81	
2:13.20.0	Sean Quilty	V	160566	3	Beppu	4 Feb 96	
2:13.23.0	Andrew Letherby	Q	190973	3	Manchester	28 Jul 02	
2:13.26.0	Ray Boyd	W	260566	15	Chicago	24 Oct 99	
2:13.53.0	Rod De Highden	V	150169	17	Fukuoka	5 Dec 99	
2:13.57.0	Jeff Coole	V	210153	3	Melbourne	17 Oct 82	
2:14.21.0	Lawrie Whitty	N	060260	7	Montreal	12 Sep 81	
2:14.33.0	Brenton Norman	S	281244	2	Perth	8 Sep 73	
2:14.36.0	Andrew Lloyd	N	140259	2	Sydney	10 Jun 84	
2:14.44.0	John Andrews	N	090358	15	Chicago	30 Oct 88	
2:14.59.0	Peter Mitchell	V	230758	1	Gold Coast	20 Jul 86	
2:15.04.0	Nick de Castella	V	120560	2	Auckland	19 Nov 83	
2:15.11.0	Russell Foley	T	181160	3	Gold Coast	23 Jul 89	
2:15.13.0	Kim Gillard	N	180870	5	Pyeongyang	15 Apr 01	
2:15.16.0	Graeme Kennedy	V	270258	1	Canberra	12 Apr 81	
2:15.17.0	Allan Carman	S	150568	1	Gold Coast	22 Jul 90	
2:15.17.0	Nick Harrison	V	181070	13	Beppu-Oita	4 Feb 01	
2:15.49.0	Greg Lyons	V	130561	1	Melbourne	5 Oct 97	
2:16.00.0	Phil Sly	V	020974	8	Pyeongyang	15 Apr 01	
2:16.01.0	Steve Austin	V	140251	2	Melbourne	14 Oct 84	
2:16.13.0	Merv Johnstone	V	050567	7	Los Angeles	4 Mar 90	
2:16.17.0	Michael Dalton	T	260666	4	Gold Coast	17 Jul 94	
2:16.18.0	Garry Bentley	T	040350	24	Fukuoka	6 Dec 81	
<b>110 METRES HURDLES</b>							
13.29	+0.6	Kyle Vander Kuyp	V	300571	1q	Goteborg	14 Aug 95
13.58	+1.5	Don Wright	Q	260459	3	Brisbane	4 Oct 82
13.69	+2.0	John Caliguri	V	281062	3	Tampere	13 Jun 92
13.72	+1.5	Max Binnington	V	080349	5	Brisbane	4 Oct 82
13.73	+1.8	Stuart Anderson	Q	190679	2	Brisbane	25 Mar 01
13.76	+0.1	David Cooper	Q	100872	2	Brisbane	15 Mar 97
13.78A	+2.0	Rod Zuyderwyk	Q	130371	6	Johannesburg	13 Sep 98
13.81A	+0.0	Tim Ewen	S	210277	4	Pretoria	24 Mar 00
13.88	0.0	Warren Parr	N	250152	6s	Montreal	28 Jul 76
13.91	+0.1	Jagan Hames	S	311075	3	Brisbane	15 Mar 97
13.92	0.0	Jon Morrison	N	140569	4	Brisbane	14 Mar 96
13.95	+1.5	Jai Taurima	Q	260672	1	Brisbane	14 Nov 92
14.00	+1.9	David Rose	S	180878	2	Canberra	8 Feb 98
14.07	+0.7	Andrew Cameron	Q	010181	2h	Brisbane	13 Apr 02
14.08	+1.8	Nfa Forster-Jones	V	250180	4	Brisbane	25 Mar 01
14.09	-1.0	Vin Plant	V	290649	1	Melbourne	31 Mar 79
14.09	0.0	Mike Wilson	V	020159	2	Melbourne	6 Mar 84
14.11		Scott Ferrier	V	120674	4	Durham	13 Jul 96
14.12		Mal Baird	V	060748	2	Munich	24 Aug 72
14.14A	+1.7	Gary Knoke	N	050242	4h	Mexico City	16 Oct 68
14.14	-1.0	Paul Edmiston	W	160272	4	Melbourne	23 Feb 95
14.15	+1.0	Dean Capobianco	W	110570	1	Brisbane	19 Mar 89
14.15	+1.7	Chris Ingram	Q	160473	3	Brisbane	15 Feb 98

Perf.		State	DOB	Place	Venue	Date	
14.19	+1.5	Martin Barrow	V	030173	5	Sydney	26 Feb 00
14.21	+0.6	Gareth Watkins	N	100478	1	Sydney	24 Jan 97
14.26	+0.2	Ryan Purcell	W	240183	5s	Kingston	20 Jul 02
14.27	-0.9	Peter Clark	V	171271	3	Brisbane	5 Feb 94
14.28	+0.4	Michael Kent	Q	270360	3h	Canberra	30 Mar 85
14.28	+1.1	Peter Winter	V	170171	3	Melbourne	25 Feb 93
14.28	-1.6	Ryan Moore	W	181074	1	Sydney	14 Mar 94
14.30	-1.5	Steve Saunders	N	150266	2	Adelaide	26 Nov 89
14.30	+2.0	Adam Dorey	W	240680	4	Perth	5 Feb 00
14.31	+0.0	Ashley Mahoney	Q	131176	3	Brisbane	11 Feb 00
14.32	+0.7	Greg Eyears	N	211081	3h	Brisbane	13 Apr 02
14.36	+0.2	Chris Shute	N	300575	4	Sydney	21 Mar 95
14.38y	-0.6	Dave Prince	N	200941	2h	Perth	29 Nov 62
14.38	-0.4	Duncan Harvey	Q	120381	2	Brisbane	8 Nov 02
14.39	+2.0	Michael Carroll	N	060662	1	Sydney	14 Jan 84
14.44	+1.3	Tony Briggs	V	030767	2	Melbourne	10 Mar 90
14.47	+1.4	James Goodwin	V	020975	5h	Lisbon	21 Jul 94
14.47	+1.4	William Wicks	N	050180	1	Sydney	6 Mar 99
14.50	-0.4	Aaron Petersen	V	221080	3h	Melbourne	3 Mar 02
14.51	-0.9	Greg Barnett	V	291161	6	Melbourne	21 Mar 85
14.52	-1.1	Andrew Anastasios	V	090366	1	Melbourne	23 Nov 89
14.54	-2.5	Michael Ryan	Q	050558	2h	Adelaide	22 Mar 81
14.54		Neil McGillivray	N	200254	2	Brisbane	4 Mar 84
manual							
13.2		Kyle Vander Kuyp	V	300571	1	Melbourne	3 Feb 94
13.6		Warren Parr	N	250152	1	Sydney	9 Oct 77
13.7	+1.5	Vin Plant	V	290649	2	Melbourne	1 Mar 75
13.8		Mal Baird	V	060748	1	Sydney	12 Mar 72
13.8		Mike Wilson	V	020159	2	Melbourne	19 Jan 82
13.8A		Rod Zuyderwyk	Q	300371	dec	Provo	26 Apr 91
13.8	+2.0	Ryan Moore	W	181074	1	Perth	24 Feb 96
14.0y	+1.6	Ray Weinberg	V	231026	1	Melbourne	9 Feb 52
14.0y		John Chittick	V	291037	1	Melbourne	3 Feb 60
14.0		John Kenny	N	130451	1	Sydney	11 Dec 76
14.0		Peter Clark	V	171271	1	Melbourne	3 Feb 94
14.0	+1.3	Chris Shute	N	300575	2	Canberra	28 Oct 95
14.1y		Peter Gardner	V	050125	1	Melbourne	29 Jan 49
14.1y		Dave Prince	N	200941	1	Melbourne	12 Jul 66
14.1y		Tony Pickett	N	130244		USA	.66
14.1		Geoff Smith	N	060345	2	Sydney	5 Jul 70
14.1	-0.5	Chris Ingram	Q	160473	1	Brisbane	5 Jan 01
14.2y		Ken Doubleday	V	140226	1	Sydney	11 Feb 54
14.2		Ken Elphick	N	130352	1	Sydney	4 Apr 73
14.2	-0.9	Adam Pedler	S	010352	3	Hobart	12 Mar 77
14.2		Greg Barnett	V	291161	1	Melbourne	17 Feb 87
14.2		Michael Bogdanis	W	240478	1	Perth	6 Dec 97
14.3		Berry Primrose	N	220738	1	Sydney	4 Feb 58
14.3y		John Lane	V	220348	2	Melbourne	17 Mar 70
14.3		Peter Morton	N		2	Sydney	4 Mar 72
14.3		Michael Yung	Q	020362	1	Brisbane	15 May 84
14.3		Neil Coghlan	V	120563	2	Melbourne	5 Dec 85
14.3		Hamish Halley	N	260766	1	Sydney	17 May 88
<b>400 METRES HURDLES</b>							
48.28		Rohan Robinson	V	151171	4s	Atlanta	31 Jul 96
48.87		Zid Abou Hamed	N	220470	1	Sydney	20 Feb 99
49.08A		Blair Young	Q	050471	2	Pietersburg	18 Mar 00
49.26		Simon Hollingsworth	T	090572	2	Melbourne	29 Feb 96
49.32		Bruce Field	V	220147	2	Christchurch	29 Jan 74
49.37		Garry Brown	Q	271054	1	Brisbane	7 Oct 82
49.47		Matt Beckenham	N	180376	2	Sydney	20 Feb 99
49.49		Nick Ward	W	180170	1	Sydney	13 Mar 94
49.61A		Gary Knoke	N	050242	5s	Mexico City	14 Oct 68
49.64		Chris Carroll	Q	090574	2	Melbourne	25 Feb 99
49.69		Peter Grant	V	050154	3	Copenhagen	1 Aug 79
49.82		Ken Gordon	Q	190562	1	Canberra	14 Mar 87

## Australian All-Time List (continued...)

Perf.		State	DOB	Place	Venue	Date
49.85	Leigh Miller	V	190863	1	Perth	27 Mar 88
49.85	Michael Hazel	V	121276	3	Brisbane	13 Apr 02
50.08	Peter Bate	V	030179	4	Canberra	6 Feb 99
50.11	Tony Briggs	V	030767	2	Sydney	23 Feb 91
50.26	John Roche	V	121260	1	Melbourne	14 Jan 82
50.30	Darren Wright	W	160765	2	Perth	27 Mar 88
50.58y	David Lean	T	220835	2	Cardiff	22 Jul 58
50.40	Rod Zuyderwyk	Q	300371	4	Hobart	25 Feb 96
50.47	Matt Woodhouse	N	020374	2	Melbourne	23 Feb 95
50.54	Manesh Pillay	N	150772	1	Adelaide	7 Mar 92
50.64	Andrew Zorzit	N	170368	1	Canberra	4 Mar 89
50.69	Paul Greene	W	091272	3	Perth	28 Jan 96
50.72	Dolph Francis	Q	060567	2s	Athens	17 Jul 86
50.82	Kevin Oakey	V	101164	4	Perth	27 Mar 88
50.85	James Stephenson	N	250764	2	Eugene	29 Aug 88
50.86	Ken Roche	V	241041	5s	Tokyo	15 Oct 64
50.86	Gary Workman	V	170371	2	Adelaide	1 Feb 97
50.88	Dale Horrobin	V	100360	2	Canberra	31 Mar 85
50.92	Hamish Halley	N	260766	2	Canberra	6 Mar 86
50.96	Brendan Cole	V	290581	1	Sydney	3 Feb 02
manual						
49.3	Gary Knoke	N	050242	1	Perth	26 Mar 72
49.8	Don Hanly	V	050454	1	Melbourne	21 Mar 76
50.1	Ken Roche	V	241041	2	Perth	27 Mar 66
50.7y	Tony Pickett	N	130244	2	Albuquerque	9 Mar 67
50.9y	Michael Ryan	V	191241	1	Melbourne	22 Mar 64
50.6	Bill Hooker	V	310349	1	Melbourne	30 Mar 69
50.7	Max Binnington	V	080349	1	Adelaide	23 Mar 75
50.7	Ken Elphick	N	130352	4	Melbourne	20 Mar 76
<b>3,000 METRES STEEPLECHASE</b>						
8.16.22	Shaun Creighton	V	140567	3	Lille	2 Jul 93
8.21.98	Kerry O'Brien	S	170446	1	Berlin	4 Jul 70
8.24.48	Chris Unthank	V	310872	10	Hechtel	19 Jul 97
8.26.2e	Tony Manning	N	090143	1	Edinburgh	23 Jul 70
8.27.0	Peter Larkins	V	220654	1	Melbourne	11 Mar 76
8.29.0	Bob Hendy	V	060145	1	Victoria Can.	7 Jul 73
8.30.22	Martin Dent	N	080279	2	Hobart	30 Jan 00
8.31.18	Gary Zeuner	S	290953	1	Adelaide	13 Mar 82
8.31.4	Rob Gilfillan	V	200157	1	Melbourne	6 Mar 80
8.33.06	Stephen Thurston	S	260377	2	Manchester	14 Jun 00
8.33.48	Peter Nowill	Q	150679	1	Melbourne	6 Dec 01
8.35.02	Wayne Dyer	V	180258	3	Melbourne	31 Mar 84
8.36.2	Ian Blackwood	V	250641	1	Melbourne	3 Mar 66
8.36.8	Bob Walczak	V	040550	1	Adelaide	22 Mar 75
8.38.9	Brendan Hewitt	S	170864	1	Adelaide	8 Feb 84
8.39.0	Trevor Vincent	V	270438	1	Sydney	2 Feb 64
8.39.34	Richard Russell	V	020970	1	Melbourne	19 Feb 94
8.40.62	Glenn Stojanovic	N	030274	5	Seoul	20 Sep 92
8.41.55	Richard Jeremiah	V	031282	3	Hobart	9 Mar 02
8.42.09	Ryan Taylor	A	120876	1	Melbourne	4 Dec 00
8.42.5	Mark Tucker	V	150879	6	Walnut	19 Apr 02
8.42.87	Rob Neylon	V	310858	6	Christchurch	1 Feb 81
8.43.22	Steve Barlow	V	020761	2	Houston	14 Mar 86
8.43.4	Garry Briggs	Q	270258	1	Adelaide	12 Mar 83
8.43.50	Pat Woods	A	051067	1	Melbourne	1 Apr 90
8.44.0	Kerry Pearce	V	101246	4	Los Angeles	18 Jul 69
8.44.3	Phil Cuffe	V	100554	3	Melbourne	12 Jan 78
8.44.4	Craig Logan	V	290162	1	Melbourne	3 Feb 87
8.44.6	Fred Langford	W	300546	1	Melbourne	30 Mar 74
8.44.73	Rob Ellis	V	080473	1	Canberra	15 Jan 00
8.45.00	Travis Longmuir	V	081172	2	Brisbane	29 Jul 00
8.45.11	John Lisiewicz	S	180762	2	Melbourne	1 Apr 90
8.45.8	Gerard Ryan	V	110760	1	Canberra	11 Nov 89
8.46.1	Jeff Thompson	N		5	Austin	2 Apr 77
8.46.51	Michael Inwood	Q	181265	9	Barcelona	10 Sep 89
8.47.0	Grant Taggart	V	210447	2	Melbourne	30 Mar 74
8.47.1	Graeme Olden	V	100964	1	Melbourne	10 Dec 92

Perf.		State	DOB	Place	Venue	Date
<b>3,000 METRES WALK</b>						
10.56.22	Andrew Jachno	V	130462	1	Melbourne	7 Feb 91
11.00.56	Dave Smith	V	240755	1	Perth	24 Jan 87
11.11.45	Nick A'Hern	N	060169	2	Melbourne	7 Feb 91
11.16.2	Troy Sundstrom	N	300581	1	Sydney	27 Nov 99
11.17.0	Nathan Deakes	V	170877	1	Melbourne	10 Dec 98
11.23.2	Steve Beecroft	V	140371	1	Melbourne	13 Jan 94
11.26.0	Simon Baker	V	060258	1	Solleftuna	7 Jul 89
11.28.2	Willi Sawall	V	071141	1	Melbourne	15 Mar 80
11.29.7	Brent Vallance	N	300472	1	Sydney	6 Dec 97
11.32.9	Doug Connolly	N	301082	2	Sydney	27 Nov 99
11.38.8	Liam Murphy	S	050679	1	Adelaide	13 Nov 99
11.42.7	Damien O'Mara	N	031075	2	Sydney	4 Jan 97
11.45.5	Paul Copeland	V	250467	1	Melbourne	16 Jan 92
11.46.09	Anthony Miles	Q	301171	2	Brisbane	16 Nov 91
11.47.2	Jon Gawley	N	080580	2	Sydney	16 Jan 99
11.47.6	Dion Russell	V	080575	2	Melbourne	2 Dec 93
11.48.4	Luke Adams	N	221076	2	Sydney	21 Oct 95
11.49.7	Travis Harbour	V	121275	1	Melbourne	1 Feb 97
11.50.2	Darren Bown	S	300674	2	Adelaide	30 Oct 99
11.50.6	Mike Harvey	V	051262	2	Melbourne	1 Mar 86
11.51.0	Greg Robertson	T	231269	1	Hobart	19 Jan 91
11.52.3	Craig Brill	V	101167	3	Melbourne	15 Nov 90
11.54.75	Noel Wooler	Q	190575	1	Brisbane	25 Jan 96
11.58.3	Rob McFadden	S	150366	1	Adelaide	6 Jan 88
11.58.4	Daniel Thorne	V	191279	1	Geelong	27 Oct 01
11.58.8	Craig Jeffery	V	120568	2	Melbourne	30 Jan 92
12.00.0	Mark Blackwood	V	251177	2	Melbourne	11 Feb 97
12.00.3	Mike Woods	N	111062	1	Sydney	13 Mar 82
12.00.5	Dominic McGrath	V	040672	3	Melbourne	7 Nov 96
12.01.69	Dariusz Wojcic	V	240959	1	Melbourne	10 Dec 91
12.01.9	Ian Waters	V	010467	3	Melbourne	2 Dec 93
12.02.1	Mark Donahoo	V	270558	4	Melbourne	2 Dec 93
12.03.0	Rohan Best	T	240273	2	Hobart	2 Feb 91
12.04.0	Jared Tallent	V	171084	1	Melbourne	15 Feb 01
12.08.1	Jarred Russell	V	120680	2	Melbourne	27 Jan 00
12.08.58	Matt Golebiowski	N	200480	1	Hobart	12 Dec 97
12.09.7	Paul Kennedy	V	030457	1	Melbourne	15 Jan 94
12.10.2	Brad Malcolm	V	070878	3	Melbourne	15 Feb 01
12.11.4	Alan Muir	N	151064	2	Sydney	13 Mar 82
<b>5,000 METRES WALK</b>						
18.51.39	Nick A'Hern	N	060169	1	Auckland	21 Feb 98
18.52.87	Dave Smith	V	240755	1	Canberra	21 Feb 86
19.09.74	Andrew Jachno	V	130462	2	Sydney	23 Feb 91
19.20.87	Brent Vallance	N	300472	1	Sydney	20 Feb 00
19.24.12i	Simon Baker	V	060258	7	Budapest	5 Mar 89
19.27.4	Nathan Deakes	V	170877	1	Melbourne	6 Nov 97
19.34.68	Luke Adams	N	221076	2	Sydney	20 Feb 00
19.36.84	Dion Russell	V	080575	3	Hobart	14 Feb 97
19.38.22	Troy Sundstrom	N	300581	3	Sydney	19 Feb 00
19.45.65	Willi Sawall	V	071141	2	Melbourne	31 Mar 84
19.46.91	Steve Beecroft	V	140371	2	Melbourne	9 Feb 92
19.56.9	Jon Gawley	N	080580	2	Sydney	6 Mar 99
19.57.9	Paul Copeland	V	250467	2	Melbourne	14 Dec 89
19.58.65	Doug Connolly	N	301082	1	Sydney	9 Dec 99
20.06.54	Noel Wooler	Q	190575	1	Brisbane	16 Feb 96
20.12.2	Liam Murphy	S	050679	1	Adelaide	28 Jan 00
20.14.9	Mike Harvey	V	051262	1	Melbourne	26 Nov 91
20.16.26	Damien O'Mara	N	031075	4	Melbourne	20 Feb 97
20.19.6	Darren Bown	S	300674	1	Adelaide	17 Nov 99
20.22.5	Dariusz Wojcic	V	240959	3	Melbourne	26 Nov 91
20.30.1	Rob McFadden	S	150366	1	Adelaide	21 Mar 92
20.30.87	Matt O'Donnell	N	181174	4	Sydney	12 Mar 94
20.33.13	Duane Cousins	V	130773	5	Melbourne	15 Mar 97
20.38.0	Mark Donahoo	V	270558	2	Melbourne	22 Nov 90

## Australian All-Time List (continued...)

Perf.		State	DOB	Place	Venue	Date
20.40.8	Jason Moore	Q	190374	1	Brisbane	12 Feb 93
20.41.45	Greg Robertson	T	231269	4	Sydney	23 Feb 91
20.42.9	Craig Brill	V	101167	1	Melbourne	6 Dec 90
20.44.4	Brad Malcolm	V	070878	1	Melbourne	10 Feb 00
20.45.92	Paul Kennedy	V	030457	5	Sydney	12 Mar 94
20.47.74	Mark Thomas	V	231262	7	Melbourne	20 Feb 97
20.48.0	Anthony Miles	Q	301171	1	Brisbane	15 Oct 89
20.51.18	Rohan Best	T	240273	1	Hobart	6 Jan 91
20.54.56	Mike Woods	N	111062	3	Sydney	23 Feb 85
20.54.7	Marcus Dwyer	V	260377	1	Melbourne	19 Nov 98
20.59.1	Scott Hollaway	W	221283	1	Perth	6 Jan 02
21.02.1	Craig Jeffery	V	120568	1	Bendigo	25 Jan 92
21.03.1	Dominic McGrath	V	040672	2	Melbourne	22 Feb 01
21.06.38	Travis Harbour	V	121275	3	Melbourne	8 Feb 97
21.06.4	Graeme Nicholls	V	150548	1	Ballarat	17 Nov 70

### 10,000 METRES WALK

38.20.9	Dave Smith	V	240755	1	Sydney	15 Sep 85
38.44.87	Nathan Deakes	V	170877	1	Canberra	8 Feb 02
39.10.10	Nick A'Hern	N	060169	1	Sydney	13 Jan 91
39.29.3	Andrew Jachno	V	130462	1	Melbourne	6 Jan 91
40.35.0	Simon Baker	V	060258	1	Ornskoldsvik	8 Jul 89
40.46.32	Luke Adams	N	221076	2	Canberra	8 Feb 02
40.46.4	Steve Beecroft	V	140371	2	Melbourne	5 Jan 92
41.05.2	Paul Copeland	V	250467	3	Melbourne	5 Jan 92
41.08.84	Darren Bown	S	300674	3	Canberra	8 Feb 02
41.38.16	Brent Vallance	N	300472	3	Canberra	8 Feb 98
41.50.70	Dion Russell	V	080575	8	Lisbon	21 Jul 94
41.58.54	Troy Sundstrom	N	300581	1	Sydney	18 Aug 00
42.06.8	Mike Harvey	V	051262	2	Orskodsvik	1 Jul 90
42.11.83	Jon Gawley	N	080580	1	Melbourne	19 Mar 99
42.12.4	Rob McFadden	S	150366	1	Adelaide	28 Mar 92
42.27.81	Liam Murphy	S	050679	3	Hobart	9 Mar 02
42.29.7	Doug Connolly	N	301082	1	Sydney	26 Oct 01
42.31.05	Duane Cousins	V	130773	4	Canberra	8 Feb 02
42.45.5	Greg Robertson	T	231269	1	Hobart	9 Feb 91

### 20KM WALK

1:18.14.0	Nathan Deakes	V	170877	1	Dublin	16 Jun 01
1:19.22.0	Dave Smith	V	240755	1	Hobart	19 Jul 87
1:19.33.0	Nick A'Hern	N	060169	1	Melbourne	15 Dec 90
1:20.43.0	Andrew Jachno	V	130462	1	Brisbane	26 Aug 90
1:20.49.0	Dion Russell	V	080875	1	Melbourne	19 Mar 99
1:21.19.0	Simon Baker	V	060258	1	Canberra	27 Aug 88
1:21.36.0	Willi Sawall	V	071141	1	Melbourne	4 Jul 82
1:23.52.0	Luke Adams	N	221076	3	Melbourne	19 Mar 99
1:24.20.0	Duane Cousins	V	130773	5	Melbourne	19 Mar 99
1:24.34.0	Brent Vallance	N	300472	15	Naumburg	23 May 98
1:24.54.0	Paul Copeland	V	250467	1	Melbourne	10 Nov 91
1:24.57.0	Darren Bown	S	300674	6	Melbourne	19 Mar 99
1:25.02.0	Troy Sundstrom	N	300581	7	Melbourne	19 Mar 99
1:25.31.0	Steve Beecroft	V	140371	2	Canberra	28 Jan 94
1:25.34.0	Mike Harvey	V	051262	3	Melbourne	25 Aug 90
1:26.33.0	Mark Donahoo	V	270558	1	Melbourne	22 May 94
1:26.58.0	Liam Murphy	S	050679	9	Melbourne	19 Mar 99
1:27.12.0	Tim Erickson	V	231150	1	Melbourne	14 Dec 80
1:27.19.0	Dominic McGrath	V	040672	10	Melbourne	19 Mar 99
1:27.20.0	Daniel Thorne	V	191279	1	Melbourne	16 Dec 01
1:27.29.0	Bill Dyer	V	260361	-	Melbourne	22 Jun 85
1:27.42.0	Brad Malcolm	V	070878	1	Melbourne	19 Jul 98
1:28.18.0	Mike Woods	N	111062	30	Bergen	24 Sep 83
1:28.25.0	Rob McFadden	S	150366	5	Canberra	27 Aug 88
1:28.29.0	Steve Hausfeld	N	070452	6	Richmond	9 Apr 88
1:28.29.0	Shane Pearson	Q	050674	8	Melbourne	27 Feb 97
1:29.04.0	Craig Jeffery	V	120568	3	Melbourne	4 Aug 91
1:29.08.0	Marcus Dwyer	V	260377	3	Melbourne	19 Jul 98

Perf.	State	DOB	Place	Venue	Date	
1:29.12.0	Noel Freeman	V	251238	1	Melbourne	6 Apr 68
1:29.13.0	Ian Waters	V	010467	-	Melbourne	19 Dec 93
1:29.22.0	Rohan Best	T	240273	1	Hobart	4 Aug 90
1:29.23.0	Craig Brill	V	101167	2	Melbourne	4 Aug 91
1:29.40.0	Travis Harbour	V	121275	10	Melbourne	27 Feb 97
1:29.48.0	Martin Richardson	V	'63	3	Melbourne	5 Feb 84
1:29.51.0	Mark Blackwood	V	251177	2	Melbourne	1 Sep 96
1:30.04.0	Jon Gawley	N	090580	1	Geelong	1 Aug 98
1:30.07.0	Ricky Cooke	T	090869	4	Adelaide	4 Mar 92
1:30.22.0	Greg Robertson	T	231269	5	Melbourne	25 Aug 91
1:30.28.0	Ross Haywood	V	180247	2	Melbourne	5 Feb 78
1:30.36.0	Mark Thomas	V	231262	3	Melbourne	22 May 94
1:30.51.0	Paul Woodhouse	N	290462	9	Richmond	9 Apr 88
track						
1:30.22.0	Don Keane	V	121130	1	Melbourne	22 Sep 56
<b>30KM WALK</b>						
2:05.59.0	Dave Smith	V	240755	1	Canberra	10 May 86
2:06.39.0	Simon Baker	V	060258	1	Melbourne	7 May 89
2:07.53.0	Nick A'Hern	N	060169	1	Victoria	25 Aug 94
2:08.01.0	Willi Sawall	V	071141	1	Melbourne	16 May 82
2:09.09.0	Andrew Jachno	V	130462	2	Auckland	2 Feb 90
2:09.35.0	Duane Cousins	V	130773	1	Melbourne	16 Aug 98
2:10.02.0	Dion Russell	V	080875	1	Melbourne	6 Aug 00
2:11.10.0	Nathan Deakes	V	170877	1	Canberra	7 Jun 98
2:13.34.0	Dominic McGrath	V	040672	2	Melbourne	16 Aug 98
2:13.47.0	Darren Bown	S	300674	1	Melbourne	4 Aug 02
2:14.54.0	Paul Copeland	V	250467	3	Melbourne	29 Oct 89
2:15.40.0	Craig Brill	V	101167	2	Melbourne	21 Apr 91
2:15.52.0	Mark Donahoo	V	270558	3	Gold Coast	24 Apr 94
2:16.07.0	Liam Murphy	S	050679	2	Melbourne	6 Aug 00
2:16.36.0	Dariusz Wojcic	V	240959	3	Melbourne	21 Apr 91
2:17.17.0	Troy Sundstrom	N	300581	1	Hobart	3 Sep 01
2:17.33.0	Luke Adams	N	221076	-	Melbourne	5 May 02
2:17.42.0	Noel Freeman	V	251238	1	Melbourne	13 Jun 70
2:17.45.0	Brent Vallance	N	300472	3	Canberra	7 Jun 98
2:17.51.0	Mike Harvey	V	051262	1	Melbourne	2 Aug 87
2:18.55.0	Bill Dyer	V	260361	2	Melbourne	25 Aug 85
2:19.45.0	Tim Erickson	V	231150	6	Brisbane	7 Oct 82
<b>50KM WALK</b>						
3:43.13.0	Simon Baker	V	060258	1	L'Hospitalet	28 Aug 89
3:43.43.0	Nathan Deakes	V	170877	1	Naumburg	8 Apr 01
3:46.34.0	Willi Sawall	V	071141	1	Adelaide	6 Apr 80
3:47.34.0	Dion Russell	V	080575	1	Melbourne	13 Dec 99
3:53.23.0	Andrew Jachno	V	100357	19	Seoul	30 Sep 88
3:54.37.0	Liam Murphy	S	050679	1	Melbourne	13 May 01
3:54.38.0	Duane Cousins	V	130773	1	Melbourne	17 Dec 95
3:55.05.0	Darren Bown	S	300674	2	Melbourne	13 May 01
3:57.20.0	Mike Harvey	V	051262	1	Hawkesbury	10 Jul 93
3:57.51.0	Dominic McGrath	V	040672	2	Leamington Spa	23 Apr 00
3:58.30.0	Dariusz Wojcic	V	240959	1	Melbourne	26 Jan 92
4:00.21.0	Craig Brill	V	101167	2	Melbourne	26 Jan 92
4:03.17.0	Tim Erickson	V	231150	25	Eschborn	30 Sep 79
4:04.03.0	Luke Adams	N	221076	3	Melbourne	5 May 02
4:11.08.0	Bill Dyer	V	260361	1	Adelaide	15 Jul 84
4:11.10.0	Mark Donahoo	V	270558	2	Melbourne	8 May 88
4:11.38.0	Steve Hausfeld	N	070452	1	Canberra	28 Jun 86
4:12.29.0	Shane Pearson	Q	050674	4	Melbourne	14 Dec 97
4:13.55.0	John Sheard	V	090548	36	Eschborn	30 Sep 79
4:14.20.0	Paul Copeland	V	250467	1	Melbourne	12 Sep 93
4:16.34.0	Ian Fay	S	020160	3	Melbourne	7 Jul 85
4:16.43.0	Kevin Lowden	V	220568	3	Melbourne	27 Jan 91
4:17.44.0	Keith Knox	N	150950	1	Sydney	18 Aug 84
4:17.47.0	Ricky Cooke	T	090869	4	Melbourne	27 Jan 91
4:19.28.0	Frank Bertei	V	190366	5	Melbourne	5 May 02

RANKINGS

## Australian All-Time List (continued...)

Perf.		State	DOB	Place	Venue	Date
4:20.00.0	Ted Allsopp	V	150826	2	Melbourne	24 Sep 66
4:20.38.0	Peter Fullager	S	190443	1	Adelaide	4 Sep 71
4:21.13.0	Brian Trower	V	280259	5	Melbourne	27 Jan 91
4:22.38.0	Mark Thomas	V	231262	68	Beijing	30 Apr 95
4:22.51.0	Frank Clark	N	110443	1	Sydney	26 Aug 67
4:23.57.0	Ian Hodgkinson	W	310348	1	Perth	11 Sep 72
4:24.20.0	Ron Crawford	N	260336	11	Tokyo	18 Oct 64
4:24.35.0	Richard Everson	S	070963	8	Melbourne	12 Dec 99
track						
4.14.17.0	Bob Gardiner	V	220336	1	Melbourne	24 Aug 68
<b>HIGH JUMP</b>						
2.36	Tim Forsyth	V	170873	1	Melbourne	2 Mar 97
2.31	David Anderson	W	081265	2	Adelaide	8 Mar 92
2.31	Lochsley Thomson	N	200873	3	Adelaide	8 Mar 92
2.30	Jagan Hames	S	311075	2	Sydney	13 Mar 94
2.29	Ian Garrett	N	120570	1	Whitehaven	6 Jul 91
2.28	John Atkinson	Q	291063	1	Melbourne	31 Mar 84
2.28	Chris Anderson	W	060468	1	Perth	17 Dec 94
2.26	Marc Howard	V	051166	2	Perth	26 Mar 88
2.25	David Hay	V	230370	4	Adelaide	8 Mar 92
2.25	Nick Moroney	N	030872	2	Hobart	30 Jan 00
2.25	Jarrad Pozzi	W	290775	1	Brisbane	29 Jul 00
2.23	Luke Russell	N	270679	1	Canberra	12 Dec 98
2.22	Phil Henderson	V	150167	1	Swansea	28 Jun 86
2.22	Ron Garlett	S	181279	4	Perth	5 Feb 00
2.22	Joshua Lodge	N	140981	2	Brisbane	13 Apr 02
2.21	Peter Boyce	V	140546	1	Fresno	30 Mar 68
2.21	Gordon Windeyer	N	200254	1	Brisbane	3 Jun 78
2.21	James Watson	N	230185	2	Debrecen	14 Jul 01
2.20	Tony Sneazwell	V	041042	1	Tokyo	14 Oct 63
2.20	John Knight	V	130358	2	Brisbane	3 Feb 85
2.20	Mike Allen	W	131066	1	Perth	2 Mar 85
2.20	Joe Ellul	Q	290871	1	Adelaide	19 Dec 89
2.20	Andrew Davis	S	230171	2	Melbourne	1 Apr 90
2.20	Clayton Pugh	Q	260675	1	Melbourne	14 Dec 91
2.20	Michael Hawkey	V	061166	3	Sydney	25 Jan 92
2.20	Daniel Wiseman	V	030773	1	Adelaide	19 Nov 94
2.20	David Frazer	S	030274	1	Melbourne	12 Jan 95
2.20	Luke Temme	S	280577	1	Adelaide	2 Dec 95
2.19	Lawrie Peckham	V	041244	=1	Melbourne	23 Oct 65
2.19	Scott Ferrier	V	120674	dec	Alor Setar	11 Sep 94
2.19	Dane Richter	W	060181	1	Perth	27 Mar 02
2.185	Larry Sayers	N	280657	1	Tallahassee	22 Mar 80
2.18	David Hoyle	V	231263	1	Adelaide	21 Mar 81
2.18	Damian Mednis	Q	221166	1	Brisbane	8 Nov 86
2.18	Shannon Craddock	N	131180	3	Adelaide	8 Mar 00
<b>POLEVAULT</b>						
6.05	Dmitri Markov	W	140375	1	Edmonton	9 Aug 01
5.90	Viktor Chistiakov	S	090275	1	Salamanca	15 Jul 99
5.75	Simon Arkell	S	010766	1	Melbourne	17 Dec 95
5.75	James Miller	W	040674	1	Melbourne	29 Feb 96
5.75	Paul Burgess	W	140879	1	Perth	10 Mar 02
5.53	Don Baird	V	290551	1	Long Beach	16 Apr 77
5.51	Adam Steinhart	S	051269	1	Adelaide	14 Feb 96
5.45	Matt Filsell	S	090577	1	Adelaide	20 Mar 98
5.40	Tim Foster	S	190567	1	Melbourne	9 Mar 89
5.40	Greg Halliday	S	040972	1	Adelaide	27 Feb 93
5.40	Brett Styles	W	080372	2	Perth	4 Feb 96
5.40	Robert Hill	V	111169	1	Melbourne	3 Apr 96
5.40	Pat Jesser	S	110681	2	Sydney	17 Aug 00
5.35	Neil Honey	V	040463	1	Melbourne	21 Feb 87
5.35	Steve Hooker	V	160782	1	Melbourne	26 Oct 02
5.30	Ray Boyd	V	280651	1	Melbourne	15 Mar 76
5.30	Adrian Barei	S	031072	3	Adelaide	11 Feb 94

Perf.	Wind		State	DOB	Place	Venue	Date
5.30		Luke Vedelago	Q	130680	4	Perth	16 Mar 02
5.25		Steve Wilson	S	310168	2	Melbourne	20 Mar 86
5.25		Craig Schulstad	N	290475	1	Sydney	7 Jan 95
5.25		David Cardone	S	140576	1	Adelaide	13 Mar 99
5.20		Mark Jeffery	W	290470	2	Perth	9 Feb 92
5.20		Andrew Vearing	V	201172	2	Melbourne	9 Feb 97
5.20		Steven Levitzke	W	080678	3	Perth	25 Jan 97
5.20		David Jacobs	V	020979	2	Melbourne	8 Mar 01
5.19		Ed Johnson	V	281046	1	Melbourne	4 Dec 71
5.15		Andrew Stewart	V	230455	2	Melbourne	24 Feb 80
5.11		John Mattinson	S	040765	1	Adelaide	17 Mar 90
5.10		Aaron Gray	S	170373	1	Adelaide	20 Feb 93
5.10		Sam Christie	S	290878	2	Melbourne	14 Mar 98
5.10		Scott Ferrier	V	120674	dec	Kuala Lumpur	18 Sep 98
5.05		Greg Wainwright	V	170661	1	Adelaide	21 Dec 85
5.05		Kym Simons	S	050158	2	Adelaide	2 Mar 86
5.05		David Pfeiffer	V	100370	1	Melbourne	28 Nov 92
5.00		Rob Chisholm	V	251057	1	Melbourne	12 Nov 83
5.00		Peter Winter	V	170171	3	Melbourne	20 Feb 94
5.00		Trevor Dean	W	131278	4	Perth	18 Feb 96
5.00		Jagan Hames	S	011075	dec	Kuala Lumpur	18 Sep 98
5.00		Chris Lovell	S	090581	3	Adelaide	27 Nov 99
5.00		Tom Lovell	S	090581	1	Adelaide	16 Sep 00
5.00		Tim Steven	V	250979	1	Geelong	24 Nov 01
portable runway							
5.80		Simon Arkell	S	010766	1	Adelaide	26 Jan 96
<b>LONG JUMP</b>							
8.49	+0.6	Jai Taurima	Q	260672	2	Sydney	28-Sep-00
8.30	+1.1	Peter Burge	N	030774	1	Melbourne	2-Mar-00
8.27	+1.2	Gary Honey	V	260759	1	Budapest	20 Aug 84
8.24	+1.9	Shane Hair	W	241075	5	Seville	28 Aug 99
8.13	+1.5	David Culbert	V	170367	2	Melbourne	6 Mar 88
8.08		Chris Commons	V	091250	1	Sydney	14 Jan 78
8.07		Allen Crawley	V	150541	2	Los Angeles	9 Jul 67
8.04		Phil May	W	200945	1	Perth	8 Dec 70
7.95		Ross Blackman	Q	070451	1	Eugene	4 May 74
7.94	+0.7	Tim Parravicini	Q	250481	2	Brisbane	24 Mar 01
7.93	+0.9	Leigh Stuart	V	020171	3	Brisbane	24 Mar 01
7.92		Michael Morgan	V	300766	1	Brisbane	8 Nov 86
7.91		Murray Tolbert	N	070446	1	Sydney	4 Mar 72
7.91		Ken Lorraway	A	060256	1	Canberra	30 Jan 82
7.88	+1.8	Andrew Murphy	V	181269	1	Melbourne	24 Mar 91
7.86	+1.4	Andrew Curtis	Q	231279	4	Brisbane	24 Mar 01
7.84		Bruce Field	V	220147	dec	Melbourne	30 Jan 72
7.83	+1.3	Jagan Hames	S	011075	3	Melbourne	1 Mar 97
7.80	-2.6	Ryan Moore	W	181074	-	Perth	4 Dec 93
7.79	+1.3	Craig Furber	V	141272	1	Sydney	4 Mar 95
7.78	+1.6	John Thornell	N	220485	-	Melbourne	7 Mar 02
7.76		Ian Campbell	V	180457	2	Melbourne	13 Nov 79
7.76		Steve Knott	T	090959	1	Hobart	16 Jan 82
7.76	+1.9	Clint Harvey	Q	230668	1	Brisbane	12 Feb 89
7.76	+1.5	Graham Richards	W	090572	-	Melbourne	1 Mar 97
7.74	-0.8	Fabrice Lapierre	N	171083	2	Kingston	18 Jul 02
7.73		Graham Taylor	Q	050146	1	Canberra	25 May 71
7.73		Stacey Taurima	Q	271073	1	Brisbane	3 Mar 01
7.72		Peter Buttery	Q	160147	1	Sydney	15 Jan 71
7.71		Ian Tomlinson	W	270236	1	Sydney	1 Feb 64
7.70		Peter Halson	V	230256	1	Melbourne	1 Dec 73
7.69	-0.1	Dean Smith	Q	011167	dec	Adelaide	9 Mar 92
7.68		Peter Hadfield	N	210155	dec	Sydney	17 Dec 77
7.68		Brett Vanderwyk	V	050368	1	Melbourne	11 Jan 90
7.68	+1.2	Chris Lawson	V	261070	1	Melbourne	18 Jan 96
7.68	-0.3	Scott Ferrier	V	120674	dec	Gezits	29 May 99
7.67		Glenn Carroll	N	150667	1	Missoula	18 May 90
7.66		Lawrie Walkley	N	130547	1	Sydney	22 Feb 69



## Australian All-Time List (continued...)

Perf.	Wind		State	DOB	Place	Venue	Date
7.66		Peter Reece	S	240844	2	Brisbane	13 Mar 71
7.66		Don Commons	V	050552	2	Sydney	14 Jan 78
7.65		Hector Hogan	Q	110731	1	Brisbane	14 Nov 53
7.65	+0.8	Mark Dalton	W	260775	6	Melbourne	14 Mar 98
<b>indoors</b>							
8.11		Glenn Carroll	N	150667	1	Flagstaff	2 Mar 90
<b>TRIPLE JUMP</b>							
17.46	+1.7	Ken Lorraway	A	060256	1	London	7 Aug 82
17.32	+1.7	Andrew Murphy	N	181269	4	Seville	25 Aug 99
17.09	+0.5	Ian Campbell	V	180457	2	Melbourne	17 Jan 80
17.02A	+2.0	Phil May	W	200945	6	Mexico City	17 Oct 68
16.92	+1.0	Paul Simonsen	N	011167	2	Adelaide	26 Nov 89
16.65	+1.5	Matt Sweeney	V	270566	1	Brisbane	19 Mar 89
16.58	+1.2	Peter Beames	V	130963	1	Brisbane	13 Mar 87
16.56		Mick McGrath	V	281147	1	Sydney	27 Jan 75
16.55		Don Commons	V	050552	1	Canberra	30 Oct 77
16.46	+0.2	Jacob McReynolds	N	081278	2	Canberra	8 Feb 02
16.36		John Baguley	W	300640	-	Perth	24 Feb 62
16.28		Ian Tomlinson	W	270236	-	Perth	24 Feb 62
16.23		Graham Boase	S	121041	1	Adelaide	22 Apr 64
16.22		Phil Wood	V	291253	1	Edmonton	2 Aug 78
16.21	+0.1	Tim Barnes	N	180168	1	Sydney	18 Aug 00
16.19	+0.2	Peter Burge	Q	030774	5	Seoul	19 Sep 92
16.19	+0.0	Josh Ferguson	Q	180280	3	Brisbane	13 Apr 02
16.18	+0.5	John Mackenzie	W	230865	1	Perth	20 Jan 96
16.16	-0.5	Gary Honey	V	260759	4	Edinburgh	2 Aug 86
16.16	-1.5	Tony Brideson	S	190771	1	Adelaide	16 Dec 95
16.08	+1.9	Michael Perry	N	300977	-	Newcastle	23 Feb 02
16.04	+1.8	Ian van Roden	Q	020566	-	Brisbane	5 Nov 88
16.00		Lawrie Walkley	N	130547	1	Sydney	25 Nov 72
15.96	+0.6	Jason Wight	W	200775	8	Lisbon	24 Jul 94
15.89		Ross Beames	V	181273	1	Melbourne	14 Jan 93
15.84	+0.4	Stacey Taurima	Q	271073	4	Melbourne	19 Mar 99
15.82		Robert Syme	S	100464	1	Adelaide	28 Feb 87
15.78		Jack Metcalfe	N	031212	1	Sydney	14 Dec 35
15.72	+1.1	Leigh Stuart	V	020171	1	Melbourne	11 Feb 95
15.70		Lloyd Miller	N	260815	1	Sydney	11 Feb 39
15.69		Maurie Drew	V	230642	-	Melbourne	4 Feb 67
15.69	+0.0	Ben Castle	W	190382	5	Brisbane	13 Apr 02
15.66		David Commons	V	100556	3	Melbourne	12 Feb 77
15.66		Paul Cleary	V	260262	1	Melbourne	19 Dec 81
15.63		Basil Dickinson	N	250415	2	Sydney	14 Dec 35
15.61		Brian Oliver	W	260929	1	Auckland	9 Feb 50
15.61		Alex Stewart	N	200881	1	Sydney	27 Sep 01
15.60	+1.4	Llanley Crowder	N	310666	2	Sydney	15 Feb 98
<b>SHOT PUT</b>							
20.91		Justin Anlezark	Q	140877	1	Manchester	31 Jul 02
19.64		John Minns	V	310567	1	Canberra	26 Jan 89
19.16		Clay Cross	N	261177	4	Kuala Lumpur	21 Sep 98
18.95		Aaron Neighbour	V	021277	1	Melbourne	30 Jul 98
18.89		Stuart Gynnell	N	251163	1	Melbourne	21 Mar 85
18.60		Rhys Jones	V	190381	2	Perth	16 Mar 02
18.55		Craig Watson	T	271166	1	Sydney	25 Jan 92
18.54		Joe Quigley	V	051261	2	Melbourne	5 Mar 88
18.52		Phil Nettle	S	240554	1	Sydney	12 Feb 84
18.41		Scott Martin	V	121082	3	Osaka	24 May 01
18.40		Matt Barber	W	260256	1	Perth	4 Oct 81
18.39		John McNamara	Q	080461	1	Brisbane	1 Feb 86
18.32		Werner Reiterer	V	270168	2	Melbourne	23 Nov 89
18.28		Jakob Vujcic	N	080873	1	Sydney	12 Aug 00
18.14		Ray Rigby	V	110649	1	Melbourne	4 Mar 83
18.06		John Gorddard	V	210971	qual	Fukuoka	30 Aug 95
17.71		Greg Sedgwick	Q	110162	1	Brisbane	11 Jan 86
17.69		Chris Gaviglio	Q	031077	1	Brisbane	5 Apr 02

Perf.		State	DOB	Place	Venue	Date
17.66	Jason Impey	N	260271	2	Sydney	12 Mar 94
17.56	Cole Larsen	S	080461	1	Adelaide	20 Nov 93
17.54	Wayne Barber	W	140860	1	Perth	2 Mar 85
17.52	Peter Phillips	Q	260342	1	Brisbane	23 Sep 73
17.39	Mike Barry	Q	051153	1	Melbourne	31 Mar 74
17.36	Peter Miskov	V	070338	1	Charleston	23 May 64
17.35	Warwick Selvey	N	031239	1	Melbourne	22 Apr 62
17.34	Paul Nandapi	V	211261	2	Melbourne	31 Jan 85
17.25	Bill Meywes	N	170860	1	Sydney	2 Feb 83
17.23	Ben Laidler	W	150668	1	Swansea	28 Jun 86
17.18	Alex Brown	W	091151	2	Perth	26 Mar 72
17.01	John Meszaros	V	280683	1	Melbourne	16 Nov 02
16.93	John Hancy	W	240660	2	Adelaide	7 Mar 92
16.90	Vlad Slavnic	V	100958	1	Melbourne	15 Nov 86

**DISCUSTHROW**

65.62	Werner Reiterer	V	270168	1	Melbourne	15 Dec 87
65.06	Wayne Martin	N	260255	1	Newcastle	3 Jan 79
64.10	Vlad Slavnic	V	100958	1	Melbourne	20 Jan 88
62.66	Paul Nandapi	V	211261	1	Canberra	12 Dec 87
60.45	Peter Elvy	N	030680	1	Sydney	12 Aug 00
59.30	John Hancy	W	240660	1	Perth	13 Feb 91
58.90	Warwick Selvey	N	031239	1	Adelaide	26 Feb 67
58.42	Ben Laidler	W	150668	3	Perth	24 Jan 87
58.22	Scott Martin	V	121082	2	Newcastle	23 Feb 02
58.22	Aaron Neighbour	V	021277	1	Hobart	9 Mar 02
57.78	Ben Harradine	N	141082	1	Sydney	15 Mar 02
57.72	Gerard Duffly	Q	021268	1	Brisbane	14 Jan 95
57.68	Phil Nettle	S	240554	1	Sydney	23 Mar 80
56.96	Dick Priman	V	191152	1	Brisbane	4 Jun 78
56.83	Graham Hicks	T	141278	1	Geelong	30 Nov 02
56.45	Chris Gaviglio	Q	031077	2	Brisbane	21 Jul 00
56.12	Joe Quigley	V	051261	3	Melbourne	11 Nov 89
55.96	Bill Apostolidis	N	010163	1	Sydney	27 Jan 85
55.60	Matt Brown	V	101180	1	Melbourne	2 Feb 02
55.07	Jakob Vujcic	N	080873	1	Sydney	19 Jun 99
54.99	Len Vlahov	W	290640	1	Perth	12 Dec 70
54.78	Scott Young	V	190372	1	Geelong	7 Mar 98
54.45	Justin Anlezark	Q	140877	1	Brisbane	1 Sep 01
54.33	Luke Poli	Q	010977	1	Townsville	3 Oct 99
54.22	Merv Kemp	S	130642	1	Adelaide	5 Mar 77
54.20	Yohan Amerasekera	V	290972	1	Geelong	9 Jan 99
54.14	Peter Lonsdale	Q	290665	1	Brisbane	10 Feb 91
54.10	Randal Humich	W	141270	2	Perth	16 Feb 91
53.92	Stephen Dwight	N	161171	1	Sydney	12 Mar 92
53.83	Tim Driesen	V	270384	1	Adelaide	2 Oct 02
53.66	Ian Boller	Q	090765	1	Ingham	9 Sep 89
53.60	Ben Jaaniste	N	021173	1	Sydney	8 Feb 97
53.56	James Highland	W	020665	2	Perth	11 Jan 86
53.32	John Minns	V	310567	1	Geelong	5 Dec 87
53.10	Stuart Gyngell	N	251163	4	Melbourne	2 Mar 85
53.08	Rudy Villani	V	120152	1	Melbourne	15 Oct 77
53.04	Mark Henderson	Q	170463	1	Brisbane	27 Feb 88
53.04	Richard Fejer	V	210361	1	Melbourne	28 Nov 92
52.42	Sean Carlin	S	291167	6	Sydney	13 Mar 94
52.23	Martin Duriska	V	171080	2	Geelong	30 Nov 02
52.18	Guy Adamson	T	270963	1	Hobart	4 Jan 90

**HAMMER THROW**

79.29	Stuart Rendell	A	300672	1	Varazdin	06 Jul 02
77.58	Sean Carlin	S	291167	1	Adelaide	11 Feb 94
75.90	Peter Farmer	N	250652	1	Vanves	14 Aug 79
74.58	Joe Quigley	V	051261	1	Melbourne	10 Mar 87
74.58	Peter Baxevanis	V	051067	1	Melbourne	12 Feb 92
73.80	Hans Lotz	V	011147	1	Melbourne	25 Apr 83
72.12	Dave Huxley	T	280258	4	Szekeress	7 Aug 88

## Australian All-Time List (continued...)

Perf.		State	DOB	Place	Venue	Date
71.56	Aaron Fish	Q	270281	2	Perth	16 Mar 02
70.94	Phil Spivey	V	150561	1	Hechtel	5 Jul 86
70.76	Paul Carlin	S	051070	1	Adelaide	11 Feb 95
68.60	Robert Wagner	N	150956	1	Sydney	7 Oct 87
68.42	Demetri Dionisopoulos	W	280471	1	Melbourne	24 Jan 94
66.98	Justin McDonald	V	280773	1	Hobart	8 Feb 00
66.86	Craig Watson	T	271166	1	Melbourne	12 Dec 87
66.04	Christian Codila	V	070774	2	Arlington	1 Apr 94
65.16	Gus Puopolo	V	180848	2	Melbourne	6 Mar 82
65.16	Eugene Bria	S	'62	1	Adelaide	23 Feb 86
64.76	Matthew Dwight	N	020774	1	Sydney	5 Jun 93
64.70	Darren Billett	S	161179	1	Adelaide	6 Dec 02
64.32	Cameron Grant	V	260177	1	Geelong	27 Nov 99
63.72	Michael Gusbeth	V	290182	1	Melbourne	26 Mar 02
63.68	Dick Leffler	V	270332	1	Melbourne	30 May 64
63.54	Matthew Albion	Q	310374	1	Brisbane	11 Feb 95
63.08	Loris Bertolacci	V	161254	1	Sydney	23 Mar 80
62.82	Greg Farmer	N	110755	1	Canberra	1 Oct 79
62.64	Wade Hastie	Q	040279	2	Brisbane	3 Sep 00
62.50	Andy Pollock	V	010947	3	Adelaide	21 Mar 81
62.18	Brad Monk	Q	261263	7	Adelaide	16 Mar 86
61.26	Fernando Canepa	V	091276	2	Melbourne	27 Jan 00
61.25	Paul Peulich	V	180984	6	Brisbane	12 Apr 02
60.98	Milo Bodirosa	N	150947	1	Sydney	4 Sep 77
60.98	Tim Driesen	V	270384	7	Brisbane	12 Apr 02
60.45	Ryan Mormul	N	210584	1	Sydney	9 Nov 02
60.16	Ross Corner	N	290379	1	Ghent	10 Jul 98
60.14	Matt Sandford	V	130770	1	Melbourne	19 Mar 92
60.11	Bob Brown	Q		1	Woodford	11 Aug 62
<b>JAVELIN THROW</b>						
86.67	Andrew Currey	N	070271	1	Wollongong	22 Jul 01
84.36	Adrian Hatcher	V	060570	1	Sydney	16 Oct 99
84.20	Andrew Martin	V	120580	1	Gold Coast	5 Aug 00
79.52	William Hamlyn-Harris	N	140178	2	Canberra	8 Feb 02
79.30	Murray Keen	W	170565	1	Perth	4 Nov 89
78.04	Nick Batty	N	280869	2	Sydney	9 Feb 97
77.60	Andrew Hall	W	280982	1	Bedford	8 Aug 02
76.91	Daniel Kratzmann	Q	190281	1	Brisbane	11 Jan 02
76.37	Nick Bennett	N	010682	3	Sydney	5 Apr 92
75.76	Steven Madeo	Q	170877	3	Perth	24 Jan 98
75.14	Richard Brockett	Q	250575	6	Melbourne	25 Feb 99
74.48	Oliver Dziubak	W	300382	1	Canberra	14 Dec 01
73.96	James Highland	W	020665	2	Sydney	29 Mar 87
73.78	Wayne Martell	Q	170764	3	Sydney	23 Feb 91
73.44	Shane Wylie	Q	300476	1	Sydney	28 Oct 95
73.31	Jarrold Bannister	Q	031084	4	Kingston	21 Jul 02
72.56	Cameron Graham	V	080571	1	Melbourne	14 Mar 93
71.42	Piero Sacchetta	T	030467	2	Canberra	27 Jan 92
71.06	Brian Pook	T	191079	3	Sydney	16 Feb 01
70.76	Darren Marx	V	010167	5	Sydney	29 Mar 87
70.74	Brendan Tennant	NT	220472	1	Melbourne	3 Feb 94
70.58	Dean Smith	S	011167	dec	Adelaide	10 Mar 92
70.30	Ben Hodgson	S	080466	1	Adelaide	25 Feb 89
70.14	Paulo Freitag	V	050576	1	Knoxville	30 Apr 00
70.01	Damien Kelly	Q	010681	1	Brisbane	22 Nov 02
69.56	Scott Petie	Q	200771	1	Brisbane	31 Oct 87
69.45	Josh Robinson	Q	041085	7	Brisbane	13 Apr 02
69.36	Andrew Hawthorne	N	141077	qual	Sydney	23 Aug 96
69.32	Manfred Rohkamper	V	180554	2	Melbourne	26 Oct 89
69.24	Peter Dohnt	S	021163	1	Adelaide	24 Mar 90
69.20	Dan Birks	S	090166	1	Adelaide	1 Mar 87
68.61	Ben Baker	N	190183	1	Newcastle	27 Oct 02
68.54	David Dixon	S	240765	1	Adelaide	21 Jan 91
68.46	Graeme Phillips	V	300963	1	Melbourne	3 Mar 87
68.45	Chris Barram	Q	170879	1	Melbourne	13 Mar 98

Perf.		State	DOB	Place	Venue	Date
old model						
82.84	Manfred Rohkamper	V	180554	1	Sydney	22 Mar 80
81.01	Nick Birks	S	040638	1	Adelaide	24 Feb 62
80.98	Murray Keen	W	170565	1	Perth	12 Feb 86
80.42	Sig Kosciel	N	110346	1	Melbourne	1 Nov 71
80.20	Gary Calvert	S	050454	qual	Melbourne	14 Feb 81
80.06	Ron Carlton	V	290444	1	Melbourne	19 Nov 66
78.22	David Dixon	S	240765	1	Adelaide	14 Mar 84
78.12	Reg Spiers	S	141241	1	Adelaide	14 Dec 63
78.11	Alf Mitchell	N	100541	1	Perth	24 Nov 62
77.66	James Highland	W	020665	1	Sydney	8 Feb 86
<b>DECATHLON</b>						
8,490	Jagan Hames	S	311075	1	Kuala Lumpur	18 Sep 98
	(10.77,7.64m,14.73m,2.19m,49.67,14.07,46.40m,5.00m,64.67m,5.02.68)					
8,307	Scott Ferrier	V	120674	2	Kuala Lumpur	18-Sep-98
	(10.84,7.59m,13.34m,2.13m,48.25,14.20,43.99m,5.10m,58.95m,4.55.65)					
8,084	Peter Winter	V	170171	1	Sydney	10 Mar 96
	(10.94,7.66m,13.29m,2.00m,47.65,14.3,42.30m,5.00m,58.06m,4.55.67)					
8,036	Simon Shirley	Q	030866	15	Seoul	29 Sep 88
	(11.03,7.45m,14.20m,1.97m,48.84,15.44,41.68m,4.70m,64.00m,4.27.48)					
7,964	Dean Smith	S	011167	1	Adelaide	10 Mar 92
	(10.97,7.69m,13.81m,1.91m,49.28,15.35,42.16m,4.50m,70.58m,4.44.55)					
7,915	Peter Banks	N	241171	1	Hobart	15 Feb 97
	(10.93,7.67m,13.64m,2.06m,48.14,15.66,40.56m,4.40m,56.08m,4.31.10)					
7,912	Paul Scott	V	290370	1	Perth	23 Mar 91
	(11.01,7.07m,12.47m,1.98m,47.57,14.96,41.20m,4.70m,59.68m,4.24.76)					
7,855	Peter Hadfield	N	210155	1	Adelaide	20 Mar 81
	(11.10,7.34m,13.70m,1.90m,48.93,15.29,46.70m,4.50m,60.14m,4.34.58)					
7,825	Matthew McEwen	Q	161071	1	Brisbane	24-Mar-01
	(10.98,7.09m,14.19m,2.02m,49.54,14.96,40.61m,4.60m,58.26m,4.37.84)					
7,741	Rod Zuyderwyk	Q	300371	2	Tempe	14 May 91
	(10.88,7.45m,12.82m,2.03m,48.39,14.50,39.52m,4.00m,55.74m,4.37.29)					
7,730	Stuart Andrews	N	170162	1	Melbourne	13 Dec 88
	(10.7,7.16m,13.86m,1.92m,49.5,15.0,42.54m,4.60m,58.74m,4.41.7)					
7,715	Brendan Tennant-Tammo	NT	220472	2	Canberra	18 Mar 94
	(11.13,7.53m,13.90m,1.87m,49.27,15.53,41.30m,4.50m,59.80m,4.35.27)					
7,676	Anthony Hough	N	200864	2	Perth	23 Mar 91
	(10.97,7.06m,12.75m,2.07m,49.21,15.62,38.32m,4.40m,62.46m,4.37.28)					
7,598	Les Kuorikoski	Q	160374	2	Adelaide	30 Mar 97
	(11.14,6.62m,14.21m,1.95m,50.79,15.25,46.40m,4.50m,60.98m,4.47.12)					
7,461w	Chris Bradshaw	V	031161	3	Sydney	3 Dec 89
	(11.33,7.25m,12.04m,1.97m,49.75,15.39,38.24m,4.60m,50.88m,4.27.16)					
7,433w	Paul Jeffery	W	140174	3	Brisbane	9 Mar 93
	(10.99,7.17m,11.75m,1.82m,48.93,15.73,37.92m,4.60m,59.70m,4.35.71)					
7,432w	Peter Fossey	V	030659	1	Melbourne	9 Feb 86
	(10.7,7.41m,12.92m,1.92m,49.7,16.2,38.50m,4.30m,55.36m,4.30.4)					
7,420w	Geoff Smith	N	060345	1	Edinburgh	22 Jul 70
	(10.99,6.93m,13.20m,1.70m,48.70,14.66,38.82m,4.20m,60.12m,4.36.0)					
7,249w	Nick Foley	V	190669	1	Melbourne	22 Dec 96
	(10.9,7.04m,12.17m,1.86m,50.2,15.4,37.60m,4.60m,49.62m,4.31.02)					
7,241	Wayne Martell	Q	170764	2	Brisbane	14 Feb 88
	( , , , .66.30m, )					
7,236	Rob Lethbridge	V	020353	3	Christchurch	27 Jan 74
	(11.28,7.18m,11.28m,1.91m,48.62,15.85,36.28m,3.40m,69.22m,4.30.4)					
7,236	James Fitzpatrick	T	110777	3	Sydney	10 Mar 96
	(11.23,7.04m,11.65m,2.00m,49.00,15.1,30.58m,4.80m,54.42m,4.58.94)					
7,234	Jon Morrison	N	140569	2	Canberra	2 Feb 92
	(11.0,6.68m,13.00m,1.88m,49.3,14.6,37.74m,4.40m,54.00m,4.50.4)					
7,225	Stephen Bews	V	030862	1	Melbourne	19 Dec 85
	(11.1,6.79m,12.54m,1.90m,50.8,15.7,38.11m,4.05m,59.46m,4.19.2)					
7,210	Darrell Muzyczka	N	030780	3	Brisbane	12 Apr 02
	(11.16,6.87m,11.73m,2.03m,49.58,15.46,36.70m,3.60m,60.19m,4.36.22)					
7,201	Kyle McCarthy	Q	230182	4	Brisbane	12 Apr 02
	(11.55,6.71m,12.67m,1.94m,50.19,15.92,40.31m,4.10m,60.70m,4.36.05)					

RANKINGS

## Australian All-Time List (continued...)

Perf.	Wind		State	DOB	Place	Venue	Date
7,170		Darren Hosking	S	160369	1	Brisbane	15 Mar 89
		(11.29,7.16m,11.31m,1.97m,49.57,15.38,38.78m,4.10m,50.68m,4.43.78)					
7,166		Paul Anderson	V	120462	2	Brisbane	12 Jan 86
7,154		Todd Apted	T	210770	2	Brisbane	15 Mar 89
		(11.61,6.95m,11.21m,2.12m,51.10,15.54,32.52m,4.30m,57.54m,4.39.88)					
7,150		Warren Evans	Q	240272	2	Brisbane	7 Nov 93
		(10.67,7.38m,11.92m,1.89m,50.48,15.77,42.30m,4.30m,55.86m,5.37.69)					
7,146		Geoff Jones	N	271159	1	Sydney	12 Jan 86
		(11.09,6.80m,11.89m,1.86m,49.60,15.83,38.42m,3.90m,55.18m,4.23.97)					
7,130		Chris Nunn	S	181258	2	Brisbane	5 Sep 82
		(11.31,7.09m,11.82m,1.97m,49.98,15.00,34.86m,3.95m,48.18m,4.30.78)					
7,107		John Hamann	S	121242	2	Sydney	26 Mar 68
		(11.2,7.13m,12.06m,1.79m,48.9,15.3,35.34m,3.73m,55.48m,4.15.7)					
7,092		Hamish Halley	N	260766	1	Sydney	4 Jan 90
		(10.84,7.04m,10.87m,1.88m,48.98,15.02,33.06m,3.40m,53.98m,4.21.92)					
7,078		Bruce Field	V	220147	1	Melbourne	31 Jan 72
		(11.4,7.84m,12.15m,1.70m,46.9,14.9,33.78m,3.20m,46.82m,4.07.5)					

### WOMEN

#### 100 YARDS

10.2	+1.3	Diane Holden	N	281063	1	Sydney	19 Feb 86
10.50		Lauren Hewitt	V	251178	1	Sydney	26 Jan 00
10.3	+0.0	Marlene Mathews	N	140234	1	Sydney	20 Mar 88
10.62	+0.5	Cathy Freeman	Q	160273	1	Hobart	17 Jan 93
10.4		Marjorie Jackson	N	130931	1	Sydney	8 Mar 52
10.4	+0.0	Betty Cuthbert	N	200438	1	Sydney	1 Mar 58
10.4	+0.0	Wendy Hayes	V	210538	3	Sydney	20 Mar 58
10.4		Ronda Jenkins	V	281043	1	Melbourne	11 Jan 65
10.4		Joan Henriksen	Q	061246	1	Sydney	18 Mar 66
10.4		Dianne Burge	S	091043	2	Sydney	18 Mar 66
10.4		Jenny Lamy	N	280249	3	Sydney	18 Mar 66
10.4		Denise Robertson Boyd	Q	151252	1	Pullman	23 Jul 78
10.4		Helen Edwards Davey	Q	230258	1	Brisbane	18 Mar 79
10.4		Melinda Gainsford	N	011071	1	Adelaide	11 Dec 94

#### 100 METRES

11.12	+1.9	Melinda Gainsford-Taylor	N	011071	1	Sestriere	31 Jul 94
11.19	+1.6	Kerry Johnson	Q	231063	1s	Auckland	28 Jan 90
11.20A	+1.2	Raelene Boyle	V	240651	4	Mexico City	15 Oct 68
11.24	+1.4	Colleen Beazley-Pekin	W	100757	3	Brisbane	4 Oct 82
11.24	+1.1	Cathy Freeman	Q	160273	1	Brisbane	5 Feb 94
11.26	+0.3	Nova Peris	NT	250271	2	Hechtel	7 Aug 99
11.28	-0.5	Lauren Hewitt	V	251178	4q	Seville	21 Aug 99
11.29	-0.3	Tania Van Heer-Murphy	S	301270	3	Kuala Lumpur	17 Sep 98
11.33A	+1.8	Dianne Bowering-Burge	S	091043	2q	Mexico City	14 Oct 68
11.35	+1.4	Helen Edwards-Davey	Q	230258	1	Quebec City	11 Aug 79
11.35	+0.5	Denise Robertson-Boyd	Q	151252	4q	Moscow	25 Jul 80
11.38	+1.7	Sharon Cripps	Q	290677	1	Darwin	22 Jun 02
11.39	+1.9	Diane Holden	N	281063	1	Sydney	13 Dec 80
11.39	+1.5	Debbie Wells	N	290561	1	Sydney	11 Mar 84
11.4e	+1.2	Marilyn Black	N	200544	1q	Tokyo	15 Oct 64
11.46	+1.9	Sue Clark Butler	N	170163	1	Sydney	29 Oct 88
11.46	-1.0	Melissa Moore-Medicott	N	070668	1	Brisbane	1 Feb 92
11.47	+0.9	Jodi Lambert	W	010970	1h	Perth	28 Jan 96
11.50A	+0.6	Pam Ryan	V	120839	6q	Mexico City	14 Oct 68
11.50	+1.9	Jane Flemming	V	140465	2	Chiba	15 Sep 88
11.50	+0.8	Elly Hutton	V	020676	3	Sydney	18 Aug 00
11.51	+1.1	Jane Ovenden	W	240872	3	Melbourne	25 Feb 93
11.51	+1.1	Monique Dunstan-Miers	Q	281070	3	Brisbane	5 Feb 94
11.54	+1.5	Jenny McGill-Flaherty	V	310560	3	Brisbane	25 Sep 82
11.54	+2.0	Sarah Mullan	N	080975	3h	Budapest	12 Jul 02
11.55	-0.5	Leanne Lynch	S	101260	4	Brisbane	4 Sep 82
11.56	+0.2	Esther Paolo	W	180767	1	Canberra	26 Jan 91
11.57	+0.0	Suzanne Broadrick	V	241068	5	Sydney	18 Aug 00
11.58		Kathy Wright Sambell	N	160163	2	Azusa	8 Apr 89

Perf.	Wind		State	DOB	Place	Venue	Date
11.59	+1.5	Leanne O'Connor Sullivan	N	080163	2	Sydney	28 Mar 87
11.61	+1.9	Rebecca Vormister	N	090374	3	Sydney	20 Jan 91
11.61A	+0.0	Rachael Massey-Jackson	N	230376	5	Pretoria	24 Mar 00
11.62	+0.7	Anne Deller	V	310174	2	Sydney	21 Mar 95
11.62	0.0	Renee Poetschka	W	010571	3h	Duisburg	12 Jun 96
11.63	-0.4	Barbara Jordan-Wilson	Q	050552	5h	Sofia	19 Aug 77
11.63	+0.4	Melanie Kleeberg	Q	271281	2	Darwin	15 Jun 02
11.64	+1.1	Brigitte Mullen	V	120666	5	Melbourne	25 Feb 93
11.64	+0.3	Veronica Lee	N	170670	2	Canberra	3 Dec 95
manual							
11.0	+0.0	Denise Robertson-Boyd	Q	151252	1	Sydney	27 Oct 73
11.1		Raelene Boyle	V	240651	1	Sydney	13 Mar 71
11.1		Helen Edwards-Davey	Q	230258	1	Brisbane	3 Mar 79
11.1	+1.3	Debbie Wells	N	290561	mix	Sydney	29 Feb 84
11.2		Jenny Lamy	N	280249	1	Sydney	21 Jan 67
11.2A		Dianne Bowering-Burge	S	091043	5	Mexico City	4 Oct 68
11.2		Barbara Jordan-Wilson	Q	050552	2	Brisbane	30 Sep 73
11.3		Shirley Strickland de la Hunty	W	180725	1	Warsaw	4 Aug 55
11.3		Marion Hoffman	Q	290949	1	Sydney	5 Jul 70
11.3		Alison Ross-Edwards	N	171052	2	Sydney	13 Mar 71
11.3		Robin Boak	V	130455	2	Sydney	13 Dec 73
11.3		Suzette Sames	N	060355	1	Sydney	7 Dec 75
11.4	+1.7	Marjorie Jackson	N	130931	1	Gifu	4 Oct 52
11.4	-1.3	Betty Cuthbert	N	200438	1h	Melbourne	24 Nov 56
11.4		Kaye Thomas	N	310148	2	Sydney	18 Jan 69
11.4		Maureen Caird	N	190951	1	Sydney	7 Mar 70
11.4		Penny McCallum-Gillies	N	200751	1	Sydney	5 Feb 72
11.4		Sue Jowett	Q	140956	2	Brisbane	15 Nov 75
11.4		Lyn Tillett-Jacenko	N	150853	1h	Sydney	5 Mar 77
11.4		Maree Holland	N	250763	2	Burnaby	12 Jun 85
11.4		Rosemary Hayward	N	101180	1	Sydney	12 Sep 97
11.4	+0.8	Jodi Lambert	W	010970	1	Perth	9 Jun 02
<b>200 METRES</b>							
22.23	+0.8	Melinda Gainsford-Taylor	N	011071	1	Stuttgart	13 Jul 97
22.25	+1.3	Cathy Freeman	Q	160273	1	Victoria	26 Aug 94
22.35	+1.8	Denise Robertson-Boyd	Q	151252	1	Sydney	23 Mar 80
22.42	+2.0	Tania Van Heer-Murphy	S	301270	1	Canberra	6 Feb 99
22.45	+1.1	Raelene Boyle	V	240651	2	Munich	7 Sep 72
22.52	+1.5	Lauren Hewitt	V	251178	1	Canberra	15 Jan 00
22.74	+1.8	Nova Peris	NT	250271	8s	Seville	25 Aug 99
22.82	+1.7	Kerry Johnson	Q	231063	1	Chiba	15 Sep 88
22.83	+1.7	Maree Holland	N	250763	2	Chiba	15 Sep 88
22.88A	+2.0	Jenny Lamy	N	280249	3	Mexico City	18 Oct 68
22.94	-0.4	Melissa Moore-Medicott	N	070668	1	Canberra	1 Mar 92
22.95	+1.8	Colleen Beazley-Pekin	W	100757	3	Sydney	23 Mar 80
22.97	+1.5	Sharon Cripps	Q	290677	1	Szombathely	14 Jul 02
22.98	0.0	Debbie Wells	N	290561	1	Sydney	11 Mar 84
23.04	+1.7	Jenny McGill-Flaherty	V	310560	3	Brisbane	5 Sep 82
23.06	+0.8	Renee Poetschka	W	010571	4	Rhede	30 Jul 95
23.13	-0.1	Jodi Lambert	W	010970	1	Sydney	11 Feb 96
23.14		Diane Holden	N	281063	1	Sydney	8 Feb 81
23.18	+0.8	Marilyn Black	N	200544	3	Tokyo	19 Oct 64
23.18	+1.8	Rebecca Vormister	N	090374	1	Sydney	4 Jan 97
23.32		Sue Jowett	Q	140956	1	Auckland	19 Mar 76
23.32	+0.4	Jane Flemming	V	140465	hep	Gotzis	30 May 93
23.32	+1.1	Brigitte Mullen	V	120666	3	Brisbane	4 Feb 95
23.33	0.0	Michelle Lock	Q	290367	2	Sydney	21 Mar 95
23.36	+1.7	Sharon Stewart	V	170865	2	Canberra	6 Mar 86
23.39	+1.7	Helen Edwards-Davey	Q	230258	4	Brisbane	5 Sep 82
23.40		Kathy Wright-Sambell	Q	160163	1	Azusa	8 Apr 89
23.42	+1.7	Sue Alton-Hough	N	080666	3	Canberra	6 Mar 86
23.44	+1.8	Penny McCallum-Gillies	N	200751	5	Sydney	23 Mar 80
23.44	+1.5	Melanie Kleeberg	Q	271281	4	Szombathely	14 Jul 02
23.45	+0.6	Robin Boak	V	130455	7	Christchurch	29 Jan 74
23.47	+1.7	Esther Paolo	W	180767	1	Canberra	26 Jan 91

## Australian All-Time List (continued...)

Perf.	Wind		State	DOB	Place	Venue	Date
23.47	+1.8	Elona Reinalda	N	310376	2	Sydney	19 Jan 97
23.49	+0.4	Kylie Hanigan	N	181171	3	Sydney	23 Jan 93
23.50		Sue Clark Butler	N	170163	1h	Azusa	15 Apr 89
23.54		Susan Andrews	T	260571	1	Perth	18 Jan 98
23.55		Betty Cuthbert	N	200438	1	Melbourne	30 Nov 56
22.9y	+0.0	Margaret Burvill	WV	021041	1	Perth	22 Feb 64
23.0		Dianne Bowering-Burge	S	091043	1	Adelaide	10 Mar 68
23.0		Sue Jowett	Q	140956	1	Auckland	6 Feb 76
23.0		Penny Gillies	N	200751	1	Brisbane	24 Feb 80
23.2y		Betty Cuthbert	N	200438	1	Hobart	7 Mar 60
23.1		Robin Boak	V	130455	1	Sydney	13 Dec 73
23.1		Margaret Sargent	N	190854	2	Sydney	3 Jan 74
23.1		Helen Edwards-Davey	Q	230258	1	Brisbane	25 Nov 78
23.1		Leanne Evans	W	170360	1	Brisbane	21 Feb 81
23.2		Joyce Bennett	T	110545	2	Adelaide	10 Mar 68
23.2		Susan Andrews	WV	260171	1	Perth	30 Nov 96
23.4y	+0.0	Marlene Mathews	N	140234	1	Sydney	22 Mar 58
23.4y		Pat Duggan	Q	101237	2	Hobart	7 Mar 60
23.3		Marion Hoffman	Q	290949	2	Melbourne	15 Mar 70
23.3		Barbara Jordan-Wilson	Q	050552	4	Brisbane	28 Feb 76
23.3		Beth Nail	W	240356	3	Sydney	20 Jun 76
23.3		Marian Fisher-O'Shaughnessy	V	061154	1	Melbourne	30 Oct 76
<b>400 METRES</b>							
48.63		Cathy Freeman	Q	160273	2	Atlanta	29 Jul 96
50.19		Renee Poetschka	W	010571	1	Sydney	12 Mar 94
50.24		Maree Holland	N	250763	3s	Seoul	25 Sep 88
50.78		Debbie Flintoff-King	V	200460	3	London	12 Jul 86
50.78		Michelle Lock	Q	290367	7s	Barcelona	3 Aug 92
51.08		Raelene Boyle	V	240651	1	Brisbane	4 Sep 82
51.28		Tania Van Heer-Murphy	S	301270	2	Melbourne	19 Mar 99
51.28		Shona Peris	NT	250271	3q	Sydney	23 Sep 00
51.32		Sharon Stewart	V	170865	1	Adelaide	7 Mar 92
51.35		Lee Naylor	V	260171	4	Osaka	9 May 98
51.44		Beth Nail	W	240356	5s	Montreal	28 Jul 76
51.48		Denise Robertson-Boyd	Q	151252	1	Melbourne	19 Mar 83
51.51		Tamsyn Lewis	V	200778	1	Brisbane	11 Feb 00
51.55		Susan Andrews	T	260571	2	Melbourne	14 Mar 98
51.71		Verna Burnard	S	190856	6s	Montreal	28 Jul 76
51.73		Melinda Gainsford-Taylor	N	011071	1	Brisbane	22 Jul 00
51.74		Jana Pittman	N	091182	mix	Canberra	8 Dec 01
51.90		Charlene Neighbour-Rendina	V	281247	3s	Munich	6 Sep 72
52.01		Betty Cuthbert	V	200438	1	Tokyo	17 Oct 64
52.04		Maxine Johnson-Corcoran	V	220954	1	Perth	24 Mar 79
52.06		Kylie Hanigan	N	181171	2	Canberra	28 Jan 94
52.07		Leanne Evans	Q	170360	2	Brisbane	4 Sep 82
52.41		Michelle Baumgartner	V	250763	1	Auckland	24 Jan 81
52.50		Terri-Anne Wangman-Cater	V	250956	2	Christchurch	19 Jan 80
52.59		Sally Hamilton-Fleming	W	140561	1	Canberra	7 Mar 87
52.65		Judy Canty-Peckham	V	091250	6q	Montreal	26 Jul 76
52.66		Katerina Dressler	V	210981	1	Sydney	10 Feb 02
52.67		Sophie Scamps	N	150371	2	Sydney	25 Jan 92
52.76		Rosemary Hayward	N	101180	6	Madrid	20 Sep 02
52.78		Lauren Poetschka	W	221074	3	Perth	5 Feb 00
52.81		Kathy Sambell	Q	160163	1h	Sydney	18 Feb 89
51.7		Judy Canty-Peckham	V	091250	1	Melbourne	28-Dec-75
51.9		Marian Fisher-O'Shaughnessy	V	061154	1	Melbourne	19-Feb-78
52.4y		Judy Amooore-Pollock	V	250640	1	Perth	27 Feb 65
52.4		Sandra Brown	N	030246	1	Melbourne	14-Mar-70
<b>800 METRES</b>							
1.59.0		Charlene Neighbour-Rendina	V	281247	1	Melbourne	28 Feb 76
1.59.21		Tamsyn Lewis	V	200778	1	Canberra	15 Jan 00
1.59.73		Margaret Leaney-Crowley	V	240567	2	Durham	13 Jul 96

Perf.	State	DOB	Place	Venue	Date	
1.59.8	Susan Andrews	W	260571	mix	Perth	15 Jul 00
1.59.93	Judy Amore-Pollock	V	250640	5s	Montreal	14 Jul 76
2.00.17	Sharon Stewart	V	170865	4	Oslo	6 Jul 91
2.00.2	Kaylene Coster	N	240761	mix	Sydney	24 Mar 84
2.00.23	Heather Wright-Barralet	Q	160954	mix	Melbourne	6 Mar 84
2.00.56	Terri-Anne Wangman-Cater	V	250956	4	Rome	5 Sep 81
2.00.68	Wendy Old-Abbott	S	240660	1	Melbourne	1 Apr 90
2.00.80	Lisa O'Connell-Lightfoot	V	031266	2	Melbourne	29 Feb 96
2.00.97	Michelle Baumgartner	V	250763	1	Adelaide	26 Nov 89
2.01.2	Dixie Willis	W	131241	1	Perth	3 Mar 62
2.01.3	Lyn Young-Foreman	W	050357	mix	Perth	12 Dec 87
2.01.36	Bronwyn Fleming	V	060762	1	Canberra	31 Mar 85
2.01.49	Kerrie Baumgartner	V	121067	2	Melbourne	1 Apr 90
2.01.57	Gail Millar-Luke	T	250563	3	Adelaide	26 Nov 89
2.01.73	Georgie Clarke	V	170684	6	Brisbane	8 Sep 00
2.02.05	Sandra Dawson	Q	021170	4	Melbourne	29 Feb 96
2.02.07	Julie Schwass	N	161157	2	Adelaide	16 Mar 86
2.02.1	Verna Burnard	S	190856	1	Adelaide	17 Feb 79
2.02.1	Sophie Scamps	N	150371	1	Canberra	7 Jan 92
2.02.38	Sarah Collins	A	061165	4	Adelaide	26 Jan 90
2.02.42	Melanie Collins	A	281067	1	Victoria	23 May 96
2.02.48	Maxine Johnson-Corcoran	V	220954	2	Melbourne	20 Mar 83
2.02.56	Seleena Roberts	Q	131076	1	Brisbane	15 Mar 97
2.02.80	Jodie Nykvist-Hebbard	Q	140766	1	Canberra	27 Jan 92
2.02.82	Judy Canty-Peckham	V	091250	1	Edmonton	10 Aug 78
2.03.0	Carmen de Vlieger-Campton	N	240452	3	Brisbane	4 Jun 78
2.03.05	Libby Allen	V	220580	6	Adelaide	23 Mar 02
2.03.07	Claire Nichols	V	220764	4	Adelaide	16 Mar 86
2.03.11	Cheryl Peasley	N	050151	3h	Munich	31 Aug 72
2.03.24	Lyn Saint-John	T	150968	1	Sydney	28 Feb 98
2.03.38	Sarah Jamieson	V	240375	7	Adelaide	23 Mar 02
2.03.59	Sandra Speers-Skeggs	T	020464	5	Adelaide	16 Mar 86
2.03.83	Trish Starling	W	070967	5	Melbourne	20 Feb 97
2.03.89	Sally Lee	Q	160170	3	Canberra	27 Jan 92
2.03.89	Narelle Parr-Smith	N	060172	2	Melbourne	16 Dec 93
<b>1,000 METRES</b>						
2.38.8	Judy Amore-Pollock	V	250640	4	Montreal	12 Jul 76
2.39.4	Susie Power	V	260375	mix	Melbourne	7 Jan 93
2.40.42	Wendy Old-Abbott	S	240660	1	Adelaide	14 Mar 90
2.40.61	Sarah Collins	A	061165	2	Adelaide	14 Mar 90
2.41.3	Lisa O'Connell-Lightfoot	V	031266	1	Melbourne	6 Jan 94
2.42.07	Penny Just	N	010357	10	Birmingham	19 Jul 86
2.42.35	Sarah Jamieson	V	240375	1	Castleisland	11 Jun 00
2.42.80	Margaret Reddish	W	040763	2	Hamilton	21 Jan 81
2.43.3	Sacha Stephens	Q	021172	mix	Brisbane	22 Jan 93
2.43.72	Georgie Clarke	V	170684	3	Castleisland	11 Jun 00
2.43.8	Sandra Dawson	Q	021170	2	Lommel	9 Aug 97
2.44.0	Margaret Leaney-Crowley	V	240567	2	Melbourne	6 Jan 94
2.44.7	Michelle Baumgartner	V	250763	1	Hobart	4 Jan 90
<b>1,500 METRES</b>						
4.01.34	Margaret Leaney-Crowley	V	240567	3	Oslo	6 Jul 96
4.06.09	Sarah Jamieson	V	240375	4	Nice	8 Jul 00
4.06.77	Georgie Clarke	V	170684	1	Hobart	30 Jan 00
4.07.03	Kate Anderson-Richardson	V	051173	1	Brisbane	14 Mar 96
4.07.05	Benita Willis-Johnson	Q	060579	4	Melbourne	2 Mar 00
4.08.06	Jenny Orr	V	210153	4h	Munich	4 Sep 72
4.09.5	Elizabeth Rose-Miller	N	081163	mix	Sydney	29 Feb 92
4.09.54	Donna Gould	S	100666	4	Burnaby	16 Jul 84
4.09.80	Melissa Rollison	Q	130483	3	Hobart	9 Mar 02
4.09.86	Wendy Old-Abbott	S	240660	1	Melbourne	31 Mar 90
4.09.99	Jodie Nykvist-Hebbard	Q	140766	1	Brisbane	8 Feb 92
4.10.14	Michelle Baumgartner	V	250763	4	Auckland	20 Jan 90
4.10.34	Anne Leaney-Cross	V	160465	4	Brisbane	11 Feb 00
4.10.7	Suzy Walsham	N	221173	mix	Sydney	9 Mar 01



## Australian All-Time List (continued...)

Perf.		State	DOB	Place	Venue	Date
4.10.8	Carolyn Schuwalow	V	100865	4	Canberra	10 Jan 90
4.10.82	Sarah Collins	A	061165	2	Melbourne	31 Mar 90
4.11.01	Jackie Perkins	V	290865	3	Malmö	10 Aug 87
4.11.70	Penny Just	N	010357	-	Oslo	27 Jul 85
4.12.02	Susie Power	V	260375	2	Hobart	19 Feb 95
4.12.13	Sandra Dawson	Q	021170	1	Brisbane	21 Mar 98
4.12.27	Mandy Westbrook-Giblin	T	270674	7	Sydney	28 Feb 98
4.12.5	Sacha Stephens	Q	021172	mix	Brisbane	20 Feb 93
4.12.73	Melanie Collins	A	281067	7	Brisbane	11 Feb 00
4.13.2	Angela Cook	N	170953	2	Wellington	24 Jan 76
4.13.22	Angela Raines-White	Q	220374	1	Melbourne	20 Nov 94
4.13.24	Natalie Harvey	V	190175	3	Adelaide	1 Feb 97
4.13.86	Maree McDonagh	V	010167	4	Melbourne	31 Mar 90
4.14.0	Phyllis Lazarakis	W	300553	mix	Perth	23 Feb 80
4.14.22	Judy Amooore-Pollock	V	250640	7h	Montreal	28 Jul 76
4.14.44	Lisa O'Connell-Lightfoot	V	031266	3	Sydney	11 Feb 96
4.14.70	Sharon Dalton	N	021267	8	Oslo	27 Jun 85
4.14.85	Krishna Wood-Stanton	N	100566	1	Melbourne	22 Feb 87
4.15.0	Sue Garretty-Muir	N	050557	1	Sydney	22 Mar 80
4.15.54	Nicole Robinson	V	300169	5	Adelaide	7 Mar 92
4.15.76	Eloise Poppett	N	091182	2	Hobart	28 Feb 99
4.16.45	Kelli Baird	V	110669	2	Melbourne	10 Mar 90
4.16.79	Haley McGregor	V	270579	5	Newcastle	23 Feb 02
4.17.09	Penny Gray	T	121058	1	Perth	22 Mar 79
4.17.18	Emily Morris	N	231078	2	Brisbane	24 Mar 01
4.17.44	Anna Thompson	V	111276	3	Brisbane	24 Mar 01
4.17.66	Susan Hobson	A	130358	2	Canberra	1 Mar 92
4.17.96	Susan Robertson-Michelsson	V	290272	4	Sydney	8 Mar 96
4.18.10	Lyn Saint-John	T	150968	6	Brisbane	21 Mar 98
4.18.12	Daphne Stevens-Grehan	Q	260755	2	Perth	22 Mar 79
<b>1 MILE</b>						
4.25.84	Margaret Leaney-Crowley	V	240567	3	Monte Carlo	10 Aug 96
4.29.28	Penny Just	N	010357	5	Oslo	27 Jul 85
4.30.89	Sarah Jamieson	V	240375	3	Hechtel	20 Jul 02
4.31.2	Krishna Wood-Stanton	N	180566	mix	Canberra	15 Nov 86
4.32.73	Susie Power	V	260375	1	Melbourne	17 Dec 92
4.33.13	Suzy Walsham	N	221173	2	Sydney	7 Jan 90
4.34.99	Sharon Dalton	N	021267	8	Burnaby	18 Jun 85
4.39.15	Jackie Perkins	V	290865	1	Adelaide	26 Jan 87
4.39.68	Nicole Robinson	V	300169	2	Hobart	17 Jan 93
4.39.78	Angela Raines-White	Q	220374	mix	Brisbane	12 Nov 94
4.41.9	Terri-Anne Wangman-Cater	V	250956	1	Melbourne	15 Dec 83
4.42.03	Sarah Collins	A	061165	3	Adelaide	26 Jan 87
4.42.33	Kate Anderson-Richardson	V	051173	2	Melbourne	17 Dec 92
<b>2,000 METRES</b>						
5.45.65	Jackie Perkins	V	290865	2	London	22 Aug 87
5.50.47	Susie Power	V	260375	10	Sheffield	4 Sep 94
5.50.66	Carolyn Schuwalow	V	100865	2	Canberra	26 Jan 89
5.52.30	Anne Leaney-Cross	V	160465	3	Canberra	26 Jan 89
5.52.55	Elizabeth Rose-Miller	N	081163	9	London	10 Jul 92
5.56.3	Angela Raines-White	Q	220374	mix	Brisbane	27 Nov 88
6.01.06	Maree McDonagh	V	010167	4	Canberra	26 Jan 89
6.10.7	Kathy Watt	V	110964		Canberra	10 Mar 84
<b>3,000 METRES</b>						
8.42.95	Benita Willis-Johnson	Q	060579	11	Rome	29-Jun-01
8.44.1m	Donna Gould	S	100666	mix	Eugene	13 Jul 84
8.48.48	Kate Anderson	V	051173	1	Hobart	16 Feb 97
8.49.61	Jackie Perkins	V	290865	2	Koblentz	13 Aug 87
8.50.34	Jenny Green-Lund	Q	110761	11	Stockholm	3 Jul 91
8.50.4m	Kerryn Hindmarsh-McCann	N	020567	mix	Sydney	6 Nov 99
8.51.39	Krishna Wood-Stanton	N	100566	2	Birmingham	27 Jun 92
8.53.17	Anne Leaney-Cross	V	160465	3	Stockholm	26 Jul 95
8.53.58	Natalie Harvey	V	190175	mix	Cardiff	5 Jul 00
8.53.87	Carolyn Schuwalow	V	100865	1	Canberra	30 Nov 91

Perf.		State	DOB	Place	Venue	Date
8.56.3m	Angela Raines-White	Q	220374	mix	Brisbane	18 Dec 92
8.56.48	Susan Hobson	A	130358	2	Canberra	27 Jan 92
8.56.74	Eloise Poppett	N	091182	mix	Brisbane	2 Jul 00
8.56.93	Susie Power	V	260375	2	Lisbon	22 Jul 94
8.57.60	Kylie Risk	T	281173	1	Hobart	27 Nov 99
8.58.43	Kate Anderson-Richardson	V	051173	mix	Brisbane	21 Jul 00
9.01.5	Suzu Walsham	N	221173	mix	Sydney	19 Jan 01
9.01.7	Georgie Clarke	V	170684	mix	Melbourne	27 May 00
9.02.08	Clair Fearnley	V	070375	5	Hobart	30 Jan 00
9.02.71	Haley McGregor	V	270579	4	Cork	6 Jul 02
9.02.78	Sarah Jamieson	V	240375	mix	Melbourne	30 Mar 00
9.03.45	Maree McDonagh	V	010167	2	Melbourne	9 Mar 88
9.03.64	Melissa Rollison	Q	130483	1	Melbourne	6 Dec 01
9.04.0	Penny Just	N	010357	2	Copenhagen	20 Jul 85
9.04.13	Rina Bradshaw	Q	070769	3	Melbourne	1 Apr 90
9.06.53	Sharon Dalton	N	021267	1	Berkeley	23 Jun 85
9.06.58	Alison Quelch	N	150163	5	Eugene	1 Jun 84
9.07.38	Lisa O'Dea-Ondieki	S	120560	1	Canberra	10 Jan 90
9.07.59	Elizabeth Rose-Miller	N	081163	5	Melbourne	1 Mar 01
9.07.93	Emma Carney	V	290771	4	Melbourne	25 Feb 93
9.08.68	Michelle Dillon	N	250573	1	Canberra	28 Jan 94
9.08.86	Megan Pye-Sloane	V	281153	2	Melbourne	20 Feb 83
indoors						
8.42.75	Benita Willis-Johnson	Q	060579	6	Lisbon	10-Mar-01
8.48.38	Krishna Wood-Stanton	N	100566	4	Indianapolis	7 Mar 87
<b>5,000 METRES</b>						
14.47.60	Benita Willis-Johnson	Q	060579	3	Berlin	7 Sep 02
15.08.69	Kerryn Hindmarsh-McCann	N	020567	1	Brisbane	08 Sep 00
15.10.78	Kate Anderson-Richardson	V	051173	10	Oslo	4 Jul 97
15.13.44	Kylie Risk	T	281173	mix	Hobart	18 Dec 99
15.14.26	Clair Fearnley	V	070375	2	Sydney	13 Oct 00
15.18.6	Eloise Poppett	N	091182	mix	Sydney	16 Feb 99
15.20.78	Anne Leaney-Cross	V	160465	1	Melbourne	5 Feb 00
15.22.59	Natalie Harvey	V	190175	1	Melbourne	15 Feb 99
15.23.18	Susie Power	V	260375	2	Melbourne	25 Feb 99
15.26.43	Carolyn Schuwalow	V	100865	4	Melbourne	29 Feb 96
15.27.3	Donna Gould	S	100666	mix	Adelaide	6 Jun 84
15.28.16	Lisa O'Dea-Ondieki	S	120560	1	Brisbane	4 Feb 95
15.28.84	Krishna Wood-Stanton	N	100566	1	Melbourne	2 Dec 86
15.32.17	Haley McGregor	V	270579	1	Melbourne	7 Mar 02
15.33.29	Susan Hobson	A	130358	1	Wellington	18 Jan 92
15.38.34	Jackie Perkins	V	290865	2	Melbourne	2 Dec 86
15.38.66	Susan Robertson-Michelsson	V	290272	mix	Melbourne	17 Jun 00
15.40.24	Hayley McGregor	V	270579	4	Sydney	19 Aug 00
15.40.92	Jenny Green-Lund	Q	110761	3	Rheims	3 Jul 92
15.41.79	Mandy Westbrook-Giblin	T	270674	2	Brisbane	21 Jul 00
15.42.3	Elizabeth Rose-Miller	N	081163	mix	Sydney	21 Nov 98
15.43.92	Anna Thompson	V	111276	9	Manchester	28 Jul 02
15.51.9	Michelle Dillon	N	250571	mix	Sydney	6 Nov 93
15.54.19	Angela Raines-White	Q	220374	6	Melbourne	23 Feb 95
15.58.44	Sue Mahony	N	221065	7	Melbourne	23 Feb 95
15.59.13	Sue Malaxos	W	301261	8	Melbourne	23 Feb 95
15.59.27	Tenille Morrissey	Q	071076	9	Sydney	7 Mar 96
16.00.0	Megan Pye-Sloane	V	281153	1	Melbourne	15 Jan 85
16.02.39	Maryann Murray	T	201069	10	Melbourne	29 Feb 96
16.07.3	Carole Connolly	Q	140968	mix	Brisbane	18 Nov 89
16.08.6	Sally Pierson	V	100363	2	Melbourne	15 Jan 85
16.10.06	Alison Quelch	N	150163	6h	Houston	2 Jun 83
16.11.42	Katie Swords	Q	140176	2	Eugene	1 Jun 96
16.11.80	Emma Carney	V	290771	9	Melbourne	23 Feb 95
16.12.63	Clare Carney	V	060274	10	Melbourne	23 Feb 95
16.14.04	Glenda Moore	W	180362	11	Melbourne	23 Feb 95
16.15.7	Janis Hams	S	191054	mix	Adelaide	1 Dec 82
16.17.0	Tani Ruckle	N	250662	mix	Sydney	29 Jan 92
16.19.31	Lisa Dick	V	260968	8	Melbourne	25 Feb 98

## Australian All-Time List (continued...)

Perf.		State	DOB	Place	Venue	Date
16.20.19	Martine Daniluc	V	300679	2	Melbourne	5 Feb 00
16.20.6	Nikki Chapple	V	090281	3	Melbourne	5 Mar 98
16.20.71	Sherryn Rhodes	V	101268	6	Melbourne	25 Feb 99
16.20.90	Sharon Dalton	N	021267	1	Sydney	24 Nov 84

### 10,000 METRES

31.11.72	Lisa O'Dea-Ondieki	S	120560	1	Helsinki	30 Jun 92
31.26.34	Susie Power	V	260375	1	Melbourne	6 Dec 01
31.51.71	Kylie Risk	T	281173	1	Vancouver	1 Jun 96
31.54.57	Susan Hobson	A	130358	3	Mito	6 May 96
31.54.95	Carolyn Schuwalow	V	100865	1	Melbourne	10 Dec 91
31.55.65	Clair Fearnley	V	070375	2	Sydney	24 Feb 00
31.55.94	Kerryn Hindmarsh-McCann	N	020567	1	Melbourne	6 Dec 99
31.56.35	Jenny Green-Lund	Q	110761	2	Melbourne	10 Dec 91
32.07.44	Natalie Harvey	V	190175	2	Sandefjord	3 Jun 00
32.17.37	Krishna Wood-Stanton	N	100566	4	Melbourne	10 Dec 91
32.26.34	Jackie Perkins	V	290865	2	Melbourne	12 Dec 87
32.35.40	Michelle Dillon	N	250571	2	Melbourne	16 Dec 93
32.38.27	Kate Anderson-Richardson	V	051173	3	Melbourne	14 Dec 95
32.41.01	Elizabeth Rose-Miller	N	081163	2	Sydney	17 Aug 00
32.46.90	Sue Malaxos	W	301261	5	Melbourne	14 Dec 95
32.48.27	Anna Thompson	V	111276	2	Melbourne	14 Dec 02
32.48.79	Anne Leaney-Cross	V	160465	4	Sydney	24 Feb 00
32.56.44	Tani Ruckle	N	250662	2	Melbourne	13 Dec 90
32.56.63	Katie Swords	Q	140176	1	Eugene	29 May 96
33.06.88	Clare Carney	V	060274	5	Melbourne	15 Dec 94
33.09.4	Joy Terry	A	130468	mix	Canberra	2 Nov 89
33.14.16	Jackie Gallagher	Q	101167	1	Melbourne	17 Dec 92
33.14.40	Heather Turland	N	270460	6	Melbourne	15 Dec 94
33.14.64	Susan Robertson-Michelsson	V	290272	5	Sydney	17 Aug 00
33.18.53	Emma Carney	V	290771	8	Melbourne	15 Dec 94
33.22.97	Angela Raines-White	Q	220374	9	Melbourne	15 Dec 94
33.27.20	Carole Connolly	Q	140968	4	Melbourne	8 Dec 89
33.28.1	Sally Pierson	V	100363	2	Melbourne	14 Feb 84
33.28.58	Lynn Clayton	N	080457	5	Melbourne	10 Dec 91
33.34.06	Maryann Murray	T	201069	2	Adelaide	1 Feb 97
33.35.56	Sue Mahony	N	221065	5	Melbourne	16 Dec 93
33.38.24	Glenda Moore	W	180362	9	Melbourne	14 Dec 95
33.47.78	Alison Cumming	V	190967	3	Adelaide	7 Mar 92
33.52.83	Sue Malaxos	W	301261	3	Adelaide	1 Feb 97
33.53.1	Gayelene Clews	W	191060	1	Melbourne	16 Dec 85
34.00.50	Annette Dwyer	N	030960	6	Melbourne	8 Dec 89
34.01.5	Silvana Trampuz	V	150966	1	Pordenone	27 Apr 91
34.02.0	Anne Lord	V	160461	2	Melbourne	16 Dec 85

### HALF MARATHON

1:07.48.0	Kerryn Hindmarsh-McCann	N	020567	3	Tokyo	10 Jan 00
1:07.56.0	Susie Power	V	260375	2	Newcastle, UK	6 Oct 02
1:08.33.0	Lisa O'Dea-Ondieki	S	120560	2	Tokyo	26 Jan 92
1:10.31.0	Susan Hobson	A	130358	1	Yamaguchi	16 Mar 97
1:11.06.0	Carolyn Schuwalow	V	100865	2	Philadelphia	19 Sep 93
1:11.09.0	Elizabeth Rose-Miller	N	081163	11	Tokyo	19 Jan 97
1:12.25.0	Lynn Clayton	N	080457	3	Tokyo	26 Jan 92
1:12.31.0	Susan Robertson-Michelsson	V	290272	4	Osaka	25 Feb 01
1:12.39.0	Nickey Carroll	Q	140172	1	Noosa	27 Aug 00
1:12.46.0	Heather Turland	N	270460	9	Palma de Mallorca	29 Sep 96
1:12.52.0	Sue Mahony	N	221065	5	Tokyo	23 Jan 94
1:12.56.0	Silvana Trampuz	V	150966	4	Rome	19 Mar 00
1:13.09.0	Jackie Hallam	N	130270	5	Gold Coast	18 Jul 93
1:13.12.0	Lisa Dick	V	260968	1	Lake Macquarie	25 Jun 95
1:13.20.0	Krishna Wood-Stanton	N	100566	5	Gold Coast	11 Jul 99
1:13.26.0	Joy Terry	A	130468	1	Canberra	20 May 90
1:13.30.0	Jenny Green-Lund	Q	110761	1	Gold Coast	22 Jul 90
1:13.38.0	Tani Ruckle	N	250662	2	Gold Coast	24 Jul 88
1:13.56.0	Karen Gobby	W	180353	10	Gold Coast	12 Jul 92
1:14.36.0	Tracey Newton	V	100576	3	Inuyama	23 Feb 97

Perf.		State	DOB	Place	Venue	Date
1:14.38.0	Jackie Gallagher	Q	101167	14	Gold Coast	12 Jul 92
1:14.40.0	Sue Malaxos	W	301261	14	Yamaguchi	12 Mar 94
1:14.41.0	Kerith Duncanson	N	010668	2	Canberra	20 May 90
1:14.48.0	Lorraine Davis	N	250568	57	Oslo	24 Sep 94
1:15.03.0	Kerry Jukes	Q	071167	3	Gold Coast	24 Jul 88
1:15.03.0	Anna Thompson	V	111276	3	Sydney	26 May 02
1:15.13.0	Samantha Hughes	Q	061174	2	Noosa	26 Aug 01
1:15.19.0	Anne Lord	V	160461	1	Melbourne	17 Aug 88
1:15.18.0	Sylvia Rose	N	310766	3	Sydney	24 May 98
1:15.20.0	Julie Rose	Q	160476	1	Brisbane	28 May 95
1:15.37.0	Sylvia Rose	N	310766	4	Sydney	26 May 96
1:15.50.0	Sally Pierson	V	100363	1	Melbourne	19 Aug 84
1:16.03.0	Maryann Murray	T	201069	2	Lake Macquarie	23 Jun 96
1:16.10.0	Jenny Dowie	V	040959	3	Melbourne	4 Jun 95
1:16.17.0	Julie McKie	V	300560	1	Melbourne	16 Aug 87
1:16.17.0	Joanne Cowan	N	080955	8	Tokyo	26 Jan 92
1:16.24.0	Clair Fearnley	V	070375	3	Noosa	29 Aug 99
1:16.30.0	Emma Carney	V	290771	2	Sydney	27 May 01
1:16.36.0	Lisa-Jane Weightman	V	160179	4	Noosa	27 Aug 00
1:16.46.0	Bronwyn Ellis	N	110471	20	Tokyo	10 Jan 00
1:16.47.0	Rina Bradshaw	Q	070769	18	Gold Coast	12 Jul 92
1:16.58.0	Isabella Woo-de Castella	A	060971	5	Lake Macquarie	25 Jun 94

**MARATHON**

2:23.51.0	Lisa O'Dea Ondieki	S	120560	1	Osaka	31 Jan 88
2:25.51.0	Nickey Carroll	Q	140172	4	London	18 Apr 99
2:25.59.0	Kerryn Hindmarsh-McCann	N	020567	5	London	16 Apr 00
2:31.19.0	Tani Ruckle	N	250662	4	Chicago	30 Oct 88
2:32.37.0	Susan Hobson	A	130358	10	Osaka	30 Jan 00
2:32.57.0	Sue Malaxos	W	30-12-61	14	Osaka	28 Jan 96
2:33.07.0	Sue Mahony	N	22-10-65	8	Boston	17 Apr 95
2:33.50.0	Silvana Trampuz	V	150966	5	Hamburg	25 Apr 99
2:34.10.0	Heather Turland	N	270460	3	Frankfurt	27 Oct 96
2:34.29.0	Jackie Hallam	N	130270	5	London	12 Apr 92
2:34.52.0	Krishna Wood Stanton	Q	100566	2	Manchester	28 Jul 02
2:35.40.0	Lorraine Davis	N	250568	1	Noumea	21 Jul 94
2:35.46.0	Jackie Gallagher	Q	101167	13	Boston	15 Apr 02
2:36.42.0	Karen Gobby	W	180353	2	Gold Coast	21 Jul 91
2:36.54.0	Lisa Dick	V	260968	2	Gold Coast	12 Jul 98
2:36.56.0	Liz Rose Miller	N	081163	11	Chicago	13 Oct 02
2:37.12.0	Jillian Colwell	Q	130752	5	London	17 Apr 83
2:37.50.0	Megan Pye-Sloane	V	281153	2	Sydney	12 Jun 83
2:37.56.0	Rhonda Taylor-Mallinder	V	260858	1	Melbourne	9 Oct 83
2:37.56.0	Lynn Clayton	N	080457	3	Rotterdam	6 Apr 92
2:37.56.0	Sherryn Rhodes	V	101268	1	Melbourne	11 Oct 98
2:39.12.0	Jenny Dowie	V	040959	2	Long Beach	6 Feb 93
2:39.29.0	Sylvia Rose	N	310766	3	Gold Coast	12 Jul 98
2:39.44.0	Samantha Hughes	Q	061174	2	Sakai	18 Feb 01
2:39.48.0	Elizabeth Richards-Hassall	N	230244	4	Boston	16 Apr 79
2:39.53.0	Jackie Turney	V	150558	3	Melbourne	17 Oct 82
2:40.13.0	Joanne Cowan	N	080955	3	Canberra	10 Apr 94
2:41.24.0	Dot Browne	V	060241	16	London	17 Apr 83
2:41.25.0	Mora Main	N	160149	3	Canberra	8 Apr 84
2:41.37.0	Carolyn Schuwalow	V	100865	3	Gold Coast	11 Jul 99
2:41.39.0	Trudy Fenton	T	140460	1	Canberra	9 Apr 89
2:41.59.0	Susan Robertson-Michelsson	V	290272	1	Canberra	8 Apr 01
2:43.03.0	Rosemary Longstaff	A	020351	1	Boston	20 Apr 81
2:43.32.0	Jan Wanklyn	W	240158	10	Duluth	20 Jun 92
2:43.40.0	Margaret Reddan	Q	090752	1	Melbourne	14 Oct 84
2:43.45.0	Bev Lucas	S	131046	2	Canberra	9 Apr 95
2:43.46.0	Janelle Burgmann	N	180368	18	Boston	15 Apr 98
2:44.06.0	Emma Jackowski	V	090374	3	Melbourne	11 Oct 92
2:44.24.0	Barbara McKerrow	V	080958	25	Hiroshima	14 Apr 85
2:44.39.0	Joy Terry	A	130468	5	Gold Coast	7 Jul 02
2:44.46.0	Elizabeth Patmore	Q	260257	13	Tokyo	17 Nov 85
2:44.46.0	Jenny Green-Lund	Q	110761	4	Honolulu	13 Dec 92

RANKINGS

## Australian All-Time List (continued...)

Perf.		State	DOB	Place	Venue	Date
2:45.01.0	Shane Barrett	Q	120155	28	London	17 Apr 83
2:45.25.0	Isabella Woo-de Castella	V	060971	5	Sydney	30 Apr 00
2:45.53.0	Tania-Saree Warrick	V	140768	1	Taraniki	9 Mar 97
2:45.55.0	Desiree Letherby	S	220746	7	Canberra	8 Apr 84
2:46.09.0	Kate Maslen	N	161267	5	Gold Coast	11 Jul 99
2:46.20.0	Barbara Byrnes	V	060152	19	London	21 Apr 85
2:46.21.0	Nelly Marmy-Conus	V	241165	2	Gold Coast	25 Jun 00
2:46.30.0	Melissa Bulloch	N		28	Chicago	24 Oct 99
2:46.32.0	Adrienne Beames	V	070942	1	Scotsdale	10 Dec 77
2:46.36.0	Tessa Brockwell	V		2	Melbourne	13 Oct 85

### 100 METRES HURDLES

12.93	+0.9	Pam Kilborn-Ryan	V	120839	1	Warsaw	28 Jun 72
12.98	+1.8	Jane Flemming	V	140465	1	Brisbane	6 Mar 93
13.02	-1.5	Glynis Saunders Nunn-Cearns	Q	041260	1	Los Angeles	3 Aug 84
13.09	+1.8	Jacquie Munro	N	041081	1	Darwin	22 Jun 02
13.10	+1.1	Penny McCallum-Gillies	N	200751	1	Sydney	23 Mar 80
13.19	+1.9	Fiona Cullen	Q	310879	2	Darwin	22 Jun 02
13.20	+1.6	Debbi Edwards	N	250978	2	Gold Coast	10 Sep 00
13.32	-1.3	Jayne Beasley-Moyes	W	250166	2	Sydney	30 Jan 94
13.33	+1.3	Gaye Murphy-Dell	V	221048	1h	Christchurch	29 Jan 74
13.42		Jenny Low-Laurendet	Q	050762	2	Sydney	6 Jan 90
13.46	+1.8	Sally Heagney-Bult	W	031070	4	Melbourne	2 Mar 00
13.49	+1.0	Georgie Power	V	041182	1	Brisbane	25 Mar 01
13.53	+1.4	Michelle Deverell	A	070770	1	Alor Setar	13 Sep 94
13.54	+1.4	Sharon Jaklofsky	Q	300968	1	Auckland	27 Jan 90
13.57	+1.5	Simone Purvis	V	030478	2	Sydney	17 Aug 96
13.58	+1.8	Kim Wilson-Birrell	N	221167	4	Brisbane	6 Mar 93
13.60	+1.1	Robyn Strong-Lorraway	V	200761	2	Sydney	23 Mar 80
13.61	+0.9	Sherryl Morrow	V	220373	hep	Darwin	7 Jul 00
13.63	+0.0	Maureen Caird	N	190951	5h	Munich	4 Sep 72
13.65	+0.9	Clare Thompson	Q	281277	hep	Darwin	7 Jul 00
13.73	+1.9	Kym Burns	V	250271	3	Perth	24 Jan 99
13.74	+1.0	Rachel Links	N	260175	6s	Lisbon	21 Jul 94
13.79	+1.0	Jennifer Jones	W	180148	2h	Christchurch	29 Jan 74
13.80	+1.8	Gillian Ragus	W	050476	6	Brisbane	6 Mar 93
13.82	+0.3	Chris Annison-Stanton	W	121259	1h	Canberra	30 Mar 85
13.83	-1.3	Dianne Harley-Gardner	Q	290662	4	Adelaide	15 Mar 86
13.87	+0.6	Sally Moir	V	040854	3h	Christchurch	29 Jan 74
13.87	-0.5	Debbie Bloomfield-Phillips	N	210663	2	Sydney	11 Mar 84
13.87	+0.3	Jo Millar-Cubit	T	230362	2h	Canberra	30 Mar 85
13.87	+0.4	Nicole Gale	N	070477	1	Sydney	17 Feb 96
13.89	+0.7	Helen Edwards-Davey	Q	230258	4	Christchurch	31 Jan 81
13.89	-0.2	Jane Jamieson	N	230675	hep	Kuala Lumpur	16 Sep 98
13.92	+0.9	Cheryl Finch-Boswell	S	180454	3	Brisbane	4 Sep 82
13.92	+1.9	Jana Pittman	N	091182	3	Hobart	30 Jan 00
13.93	-0.5	Donna Collins-Hanna	N	211073	2h	Sydney	5 Mar 95
13.93	+1.1	Sharon Sutherland	W	100377	1	Perth	13 Feb 00
13.93	+1.9	Kylie Wheeler	W	170180	5	Perth	16 Mar 02
13.96	+1.1	Roxanne Gelle	W	030958	4	Sydney	23 Mar 80
13.96	+0.1	Kylie Coombe	Q	221267	hep	Adelaide	9 Mar 92
13.97	+1.1	Louise McKinnon	V	061059	5	Sydney	23 Mar 80
13.97	+0.5	Jessie Shepherd	N	291177	6	Melbourne	20 Mar 99
12.5	+0.9	Pam Kilborn-Ryan	V	120839	1	Warsaw	28 Jun 72
13.1		Maureen Caird	N	190951	1	Sydney	26 Feb 72
13.2		Diane Pease	N	101245	1	Sydney	13 Dec 73
13.5		Jennifer Jones	W	180148	1	Perth	12 Jan 74
13.5	-2.1	Cheryl Finch-Boswell	S	180454	2	Melbourne	21 Mar 76
13.5		Helen Edwards-Davey	Q	230258	2	Brisbane	16 Dec 79
13.5		Eileen Hindle	W	020149	1	Perth	2 Feb 80
13.7		Helen Windred	N	020248	2h	Melbourne	11 Mar 70
13.7		Roxanne Gelle	W	030958	1	Brisbane	3 Jun 78
13.7		Donna Scott	Q	230662	1	Brisbane	18 Nov 78

Perf.		State	DOB	Place	Venue	Date
<b>400 METRES HURDLES</b>						
53.17	Debbie Flintoff-King	V	200460	1	Seoul	28 Sep 88
54.14	Jana Pittman	N	091182	1h	Manchester	27 Jul 02
55.37	Lauren Poetschka	W	221074	1	Melbourne	2 Mar 00
55.50	Sonia Brito	V	100679	2	Brisbane	13 Apr 02
55.55	Sally Hamilton-Fleming	W	140561	1	Yliveska	3 Jul 88
55.92	Gail Millar-Luke	T	250563	1	Adelaide	7 Mar 92
56.03	Stephanie Price	N	170772	3	Melbourne	2 Mar 00
56.31	Jenny Low-Laurendet	Q	050762	2	Sydney	3 Dec 89
56.75	Adrienne Rainbird-Mclvor	Q	020970	1h	Sydney	25 Feb 00
56.85	Lyn Young-Foreman	W	050357	1	Canberra	21 Dec 80
57.04	Renee Poetschka	W	010571	1	Brisbane	7 Mar 93
57.06	Rebecca Campbell	W	230176	1	Brisbane	6 Mar 93
57.09	Evette Cordy	V	280973	2	Melbourne	20 Mar 99
57.23	Glynis Saunders Nunn-Cearns	Q	041260	2	Melbourne	20 Mar 83
57.28	Marian Fisher-O'Shaughnessy	V	061154	1	Canberra	4 Dec 77
57.35	Leisa Bruce-Proctor	Q	070170	3	Adelaide	7 Mar 92
57.51	Debbie Cooper-Tomsett	V	090460	3	Melbourne	1 Apr 84
57.88	Jane Flemming	V	140465	1	Sydney	21 Feb 93
58.01	Nioka Gray	N	300473	4	Sydney	13 Mar 94
58.11	Kylie Wheeler	W	170180	6	Brisbane	11 Feb 00
58.36	Josephine Fowley	N	280379	1h	Sydney	22 Aug 96
58.39	Helen Carter	W	090267	3	Brisbane	7 Mar 93
58.42	Stacey Atterton-Quitau	N	240960	2	Perth	22 Mar 79
58.53	Carmen de Vlieger-Campton	N	240451	3	Canberra	4 Dec 77
58.55	Kylie Robertson	N	260274	3	Adelaide	26 Jan 96
58.67	Melissa Mackie	A	080572	2	Canberra	6 Mar 99
58.73	Marianne Hardstaff	T	310363	4	Melbourne	20 Mar 83
58.77	Rebecca Le Tessier	W	071070	3	Perth	10 Feb 91
58.81	Rachel Delphin	T	120883	7	Sydney	13 Feb 00
58.97	Helen Graham	N	180265	3	Sydney	3 Dec 89
59.05	Catriona Larritt	V	251071	3	Sydney	5 Mar 95
59.05	Kimberley Crow	V	090885	1	Melbourne	8 Dec 01
59.06	Elizabeth Dale	N	200960	2	Perth	13 Jan 80
59.10	Cathie Wilson	V	220467	1	Melbourne	30 Mar 84
59.12	Simone Brady	W	020274	1	Hobart	7 Dec 90
59.33	Lesley Richards	N	261063	4	Canberra	31 Mar 85
manual						
56.5	Lyn Young-Foreman	W	050357	mix	Perth	16-Jan-81
58.3	Judy Canty-Peckham	V	091250	1	Melbourne	2-Feb-75
59.1	Lyndley Longstaff	S	210359	2	Melbourne	4-Mar-86
<b>2,000 METRES STEEPLECHASE</b>						
6.25.77	Melissa Rollison	Q	130483	1	Sydney	1 May 00
6.30.8	Mary Fien	N	010972	1	Sydney	4 Dec 96
6.42.7	Catherine Lamb	N	010682	6	Sydney	19 Dec 98
6.44.52	Aleisha Anderson	W	061185	1	Melbourne	8 Dec 01
6.46.3	Donna Tyberek	T	180677	mix	Hobart	20 Nov 99
6.47.45	Shannon Hill	N	120683	2	Sydney	1 May 00
6.48.40	Nikki Eyged	Q	190482	1	Sydney	10 Dec 99
6.48.83	Victoria Mitchell	V	250482	1	Melbourne	11 Feb 01
6.50.58	Marnie Ponton	A	160384	mix	Canberra	19 Feb 02
6.54.04	Jocelyn Keage	V	130184	3	Sydney	1 May 00
6.54.12	Carrie Bailey	N	011184	1	Hobart	25 Mar 00
6.58.96	Clare McKechnie	V	270585	1	Hobart	7 Dec 02
6.59.2	Jane Mudge	S	210478	mix	Adelaide	9 Feb 00
6.59.7	Belinda Hogan	V		mix	Melbourne	1 Dec 01
7.00.20	Georgia Kaidonis	S	250487	1	Hobart	6 Dec 02
7.02.67	Bree Keith	N	300484	5	Sydney	1 May 00
7.03.05	Kathryn Archbold	N	030486	2	Hobart	7 Dec 02
7.03.97	Carly Light	S	150985	3	Melbourne	8 Dec 01
7.04.86	Joanna Wall	V	161283	3	Hobart	25 Mar 00
7.06.6	Elaine Cooper	A	311059	mix	Canberra	13 Jan 00
7.06.92	Alison Burgess	S	220387	1	Adelaide	23 Mar 02
7.08.88	Tiah Simmons	T	061284	2	Hobart	6 Dec 02
7.09.30	Nikki Donnelly	S	101185	3	Hobart	6 Dec 02

RANKINGS

## Australian All-Time List (continued...)

Perf.		State	DOB	Place	Venue	Date
7.10.0	Jessica Stingemore	W	180284	mix	Perth	27 Jan 01
7.10.5	Fiona Nash	V	230387	mix	Melbourne	27 Oct 01
7.10.81	Margo Mackintosh	Q	100581	1	Brisbane	22 Oct 99
<b>3,000 METRES STEEPLECHASE</b>						
9.30.70	Melissa Rollison	Q	130483	1	Brisbane	4 Sep 01
10.09.53	Victoria Mitchell	V	250482	1	Melbourne	3 Mar 02
10.16.01	Leah Rogers	V	170276	2	Sydney	25 Feb 00
10.20.48	Mary Fien	N	010972	1	Sydney	7 Mar 99
10.31.10	Donna Tyberek	T	180677	mix	Hobart	11 Mar 00
10.46.00	Clare Stynes	W	070677	1	Perth	13 Feb 99
10.49.18	Jane Mudge	S	210478	6	Sydney	25 Feb 00
10.54.74	Erica Sigmont	V	291182	5	Starkville	11 May 02
10.55.65	Elaine Cooper	A	311059	5	Melbourne	18 Mar 99
10.56.58	Nikki Egyed	Q	190482	1	Ballarat	5 Oct 00
11.00.41	Jane Ewels	V	220578	6	Melbourne	18 Mar 99
11.00.8m	Kim Robertson	V	060477	1	Melbourne	9 Dec 99
11.01.42	Melissa van de Water	N	030978	1	Perth	29 Sep 99
11.04.4	Cristine Cronin	V	030668	2	Melbourne	20 Jan 00
<b>3,000 METRES WALK</b>						
11.51.26	Kerry Saxby-Junna	N	020661	1	Melbourne	7 Feb 91
12.22.09	Gabrielle Blythe	V	090369	2	Melbourne	24 Feb 94
12.26.87	Anne Pembroke-Manning	N	131159	3	Melbourne	24 Feb 94
12.27.74	Jane Saville	N	051174	2	Melbourne	25 Feb 93
12.36.21	Natalie Saville	N	070978	1	Sydney	9 Dec 95
12.40.84	Teresa Letherby	Q	050472	2	Melbourne	29 Feb 96
12.42.1	Sue Orr-Cook	V	230458	1	Canberra	10 Mar 84
12.43.0	Michelle French	N	010482	mix	Sydney	8 Nov 97
12.46.76	Jenny Jones-Billington	Q	200467	mix	Brisbane	14 Nov 92
12.48.4	Cheryl Webb	N	031076	mix	Sydney	22 Nov 97
12.48.76	Lorraine Young-Jachno	V	210959	2	Melbourne	25 Feb 92
12.49.2	Linda Coffee	N	310777	mix	Sydney	13 Jan 96
12.51.56	Weny Muldoon	V	270571	3	Melbourne	29 Feb 96
12.51.6	Louise Nicholson	V	261266	mix	Melbourne	20 Feb 92
12.56.6	Jane Lewry-Barbour	S	270766	mix	Adelaide	5 Mar 94
12.59.4	Bev Wilkins-Hayman	N	090561	mix	Sydney	21 Jan 89
13.02.71	Sally Pierson	V	100363	1	Melbourne	21 Feb 82
13.03.99	Jantien Saltet	N	240172	4	Brisbane	31 Jan 93
13.06.03	Simone Wolowiec	V	120274	4	Melbourne	24 Feb 94
13.10.80	Laura Johnson	N	310884	1	Nassau	12 Jul 02
13.13.7	Sharon Schnyder	V	010764	mix	Melbourne	14 Nov 91
13.14.0	Tracy Rosengrave	V	250877	mix	Melbourne	4 Mar 00
13.18.48	Renee McAskill	N	110382	2	Sydney	22 Feb 98
13.21.45	Natalie Camplin	Q	260369	5	Brisbane	1 Feb 92
13.21.5	Kellie Wapshott	V	230881	mix	Melbourne	2 Dec 99
13.26.32	Celia Massie-Bertei	V	180166	6	Melbourne	24 Feb 94
<b>5,000 METRES WALK</b>						
20.03.0	Kerry Saxby-Junna	N	020661	1	Sydney	11 Feb 96
21.25.6	Anne Pembroke-Manning	N	131159	mix	Sydney	12 Feb 94
21.32.26	Jane Saville	N	051174	1	Melbourne	1 Mar 97
21.44.6	Natalie Saville	N	070978	mix	Sydney	6 Jan 96
21.45.16	Lisa Sheridan-Paolini	N	101262	1	Sydney	20 Feb 00
21.47.6	Gabrielle Blythe	V	090369	mix	Canberra	12 Mar 93
21.59.0	Teresa Letherby	Q	050472	3	Sydney	11 Feb 96
22.01.50	Linda Coffee	N	310777	2	Sydney	18 Feb 96
22.04.42	Sue Orr-Cook	V	230458	1	Melbourne	1 Apr 84
22.08.5	Jenny Jones-Billington	Q	200467	4	Brisbane	6 Mar 93
22.13.0	Simone Wolowiec	V	120274	mix	Melbourne	20 Nov 97
22.15.0	Sally Pierson	V	100363	1	Melbourne	27 Jan 84
22.15.5	Jane Lewry-Barbour	S	270766	1	Adelaide	16 Feb 94
22.15.5	Michelle French	N	010482	mix	Sydney	20 Dec 97
22.17.32	Lorraine Young-Jachno	V	210959	4	Sydney	4 Jan 90
22.24.9	Wendy Muldoon	V	270571	mix	Melbourne	9 Mar 95
22.29.2	Cheryl Webb	N	031076	mix	Sydney	15 Nov 97

Perf.		State	DOB	Place	Venue	Date
22.34.30	Jo Strangman	A	171175	mix	Canberra	17 Feb 95
22.36.6	Jantien Saltet	N	240172	mix	Sydney	28 Nov 92
22.37.8	Bev Wilkins-Hayman	N	090561	1	Sydney	5 Nov 88
22.40.3	Sharon Schnyder	V	010764	1	Bendigo	25 Jan 92
22.41.2	Louise Nicholson	V	261266	1	Melbourne	5 Jan 92
22.44.6	Celia Massie-Bertei	V	180166	mix	Melbourne	14 Mar 91
22.44.66	Renee McAskill	N	110382	3	Sydney	7 Mar 96
22.49.3	Jill Barrett-Maybir	Q	130764	7	Sydney	10 Mar 96
22.52.70	Laura Johnson	N	310884	1	Darwin	28 Jun 02
22.59.19	Rachel Thompson	N	211162	2	Sydney	24 Feb 85

**10KM WALK (ROAD)**

41.30.0	Kerry Saxby-Junna	N	020661	1	Canberra	27 Aug 88
42.15.0	Jane Saville	N	051174	6	Eisenhuettenstadt	8 May 99
43.28.0	Gabrielle Blythe	V	090369	-	Hawkesbury	10 Jul 93
44.27.0	Anne Pembroke-Manning	N	131159	1	Melbourne	21 Jan 96
45.10.0	Natalie Saville	N	070978	2	Melbourne	27 Feb 97
45.18.0	Jill Barrett-Maybir	Q	130764	3	Melbourne	27 Feb 97
45.19.0	Sue Cook	V	230458	1	Brisbane	28 Jun 87
45.22.0	Wendy Muldoon	V	270571	1	Melbourne	19 Jul 98
45.25.0	Lorraine Young-Jachno	V	210959	1	Melbourne	19 May 91
45.25.0	Wendy Muldoon	V	270571	28	Eisenhuettenstadt	11 May 96
45.38.0	Sally Pierson	V	100363	1	Melbourne	8 May 82
45.40.0	Simone Wolowiec	V	120274	1	Melbourne	14 Dec 97
45.51.0	Jane Lewry-Barbour	S	090561	2	Melbourne	21 Jan 96
46.06.0	Jenny Jones-Billington	Q	200467	1	Canberra	28 Aug 93
46.06.0	Teresa Letherby	Q	050472	3	Melbourne	17 Dec 95
46.43.0	Cheryl Webb	N	031076	-	Rio Maior	15 Apr 00
46.50.0	Bev Wilkins-Hayman	N	090561	1	Richmond	24 May 86
47.01.0	Linda Coffee	N	310777	1	Naumburg	28 Apr 96
47.02.0	Celia Massie-Bertei	V	180166	2	Melbourne	19 May 91
47.25.0	Sharon Schnyder	V	010764	3	Melbourne	25 Aug 91
47.25.0	Lyn Ventris	W	021056	1	Sydney	Jun 01
47.26.0	Sue Narbey	W	251164	2	Canberra	24 Aug 85
47.28.0	CarolyN Vanstan-Ferguson	V	140868	4	Melbourne	25 Aug 91
47.28.0	Jo Strangman	A	171175	5	Canberra	29 Jan 95
47.41.0	Jantien Saltet	N	240172	6	Canberra	25 Jan 93
47.42.0	Rachel Thompson	N	211162	1	Sydney	28 Apr 84
47.42.0	Lisa Sheridan-Paolini	N	101262	1	Melbourne	6 Aug 00
47.58.0	Michelle French	N	010482	1	Gosford	16 May 98
48.00.0	Natalie Camplin	Q	260369	6	Adelaide	4 Mar 92
48.11.0	Tracy Rosengrave	V	250877	1	Melbourne	15 Jul 01
48.13.0	Claire Woods	S	060781	1	Nowra	18 Aug 02
48.26.0	Jenny Crooks	S	090476	9	Melbourne	27 Feb 97
48.44.0	Karen Iselin	Q	210956	1	Brisbane	23 Jul 89
48.47.0	Anne Ryan	N	020762	3	Adelaide	26 Jun 83
48.52.0	Natalie McKean	N	130671	8	Melbourne	25 Aug 91
49.05.0	Miriam Harding	A	020656	1	Canberra	27 May 89
49.06.0	Louise Nicholson	V	261266	4	Melbourne	8 Dec 91
49.32.0	Debbie Foster	T	201279	1	Ballarat	11 may 97
49.37.0	Heather McDonald	V	130849	24	Grassau	16 Jun 90

**20KM WALK**

1:28.56.0	Jane Saville	N	051174	1	Copenhagen	6 May 00
1:29.36.0	Kerry Saxby-Junna	N	020661	2	Naumburg	30 Apr 00
1:33.00.0	Lisa Sheridan-Paolini	N	101262	1	Sydney	8 Jul 00
1:33.42.0	Cheryl Webb	N	031076	1	Melbourne	4 Aug 02
1:34.27.0	Anne Pembroke-Manning	N	131159	1	Hawkesbury	10 Jul 93
1:34.35.0	Wendy Muldoon	V	270571	1	Melbourne	16 Aug 98
1:34.44.0	Simone Wolowiec	V	120274	1	Canberra	16 Jan 00
1:34.44.0	Lyn Ventris	W	021056	1	Melbourne	16 Dec 01
1:36.16.0	Jenny Jones-Billington	Q	200467	2	Hawkesbury	10 Jul 93
1:36.19.0	Sally Pierson	V	100363	1	Melbourne	15 Jul 84
1:36.22.0	Natalie Saville	N	070978	2	Brisbane	14 Apr 02
1:36.23.0	Sue Orr-Cook	V	230458	1	Canberra	7 Jul 84
1:37.13.0	Claire Woods	S	060781	2	Melbourne	4 Aug 02



## Australian All-Time List (continued...)

Perf.		State	DOB	Place	Venue	Date
1:37.34.0	Teresa Letherby	Q	050472	2	Adelaide	3 Sep 95
1:37.48.0	Jill Barrett-Maybir	NT	130764	1	Sydney	7 Sep 97
1:37.59.0	Bev Wilkins-Hayman	N	090561	1	Sydney	15 Jul 89
1:39.02.0	Jane Lewry-Barbour	S	270766	3	Hawkesbury	10 Jul 93
1:39.03.0	Jo Strangman	A	171175	1	Sydney	5 Aug 95
1:39.49.0	Sue Narbey	W	251164	1	Perth	13 Jul 85
1:40.02.0	Gabrielle Blythe	V	090369	1	Melbourne	24 May 92
1:40.36.0	Sharon Schnyder	V	010764	1	Adelaide	14 Jul 91
1:40.38.0	Jenny Crooks	S	090476	2	Melbourne	1 Sep 96
1:40.49.0	Carolyn Vanstan-Ferguson	V	140868	1	Melbourne	8 Sep 91
1:40.49.0	Tracy Rosengrave	V	250877	3	Melbourne	6 Jul 97
1:41.17.0	Anne Ryan	N	020762	3	Canberra	13 Jul 85
1:41.29.0	Lorraine Young-Jachno	V	210959	2	Richmond	14 Jul 90
1:42.17.0	Lara Kara-Ali	S	060278	4	Melbourne	12 Dec 99
1:42.22.0	Heather McDonald	V	130849	1	Melbourne	12 Sep 93

### HIGH JUMP

1.98	Vanessa Browne-Ward	W	050163	1	Perth	12 Feb 89
1.98	Alison Inverarity	W	120870	1	Ingolstadt	17 Jul 94
1.96	Chris Annison Stanton	W	121259	hep	Adelaide	26 Jan 85
1.95	Gai Kapernick	Q	200970	1	Melbourne	7 Feb 91
1.93	Katrina Gibbs-Morrow	N	070459	1	Edmonton	11 Aug 78
1.91	Deann Bopf	Q	130262	1	Brisbane	4 Jan 90
1.91	Andrea Hughes	T	121273	2	Perth	13 Feb 94
1.90	Sharon Barber-Carlin	S	290865	3	Perth	27 Mar 88
1.90	Lisa Bruty	V	020577	1	Sydney	10 Aug 98
1.90	Petrina Price	N	260484	1	Melbourne	8 Dec 01
1.88	Jenny Talbot	V	140764	3	Adelaide	16 Mar 86
1.88	Sherryl Morrow	V	220373	hep	Melbourne	19 Dec 98
1.87	Jane Flemming	V	140465	hep	Adelaide	14 Mar 87
1.87	Jo Millar-Cubit	T	230362	hep	Adelaide	14 Mar 87
1.87	Loretta Kiss	T	040170	1	Hobart	28 Oct 89
1.86	Ann Divito-Turnbull	S	101162	hep	Melbourne	9 Mar 85
1.86	Donna Robertson	N	271061	1	Sydney	21 Dec 85
1.86	Leah Cranston	Q	250270	2	Brisbane	16 Feb 86
1.86	Joanne Lamont	V	230867	1	Adelaide	14 Mar 86
1.86	Cathy Lee	S	080562	2	Adelaide	26 Feb 89
1.86	Jane Jamieson	N	230675	hep	Goteborg	9 Aug 95
1.86	Belinda Blay	V	191176	2	Melbourne	29 Feb 96
1.86	Carmen Hunter	Q	261078	1	Melbourne	14 Mar 98
1.86	Leah Alexander	V	020482	1	Canberra	13 Dec 98
1.85	Melissa Harris	N	060177	2	Canberra	27 Jan 92
1.85	Jane Millington	W	160776	3	Perth	13 Feb 94
1.85	Gabrielle Conroy	N	270875	2	Walnut	17 Apr 99
1.85	Karen Dickson	W	161080	1	Perth	26 Nov 00
1.84	Joanne Gracey	Q	240265	3	Sydney	30 Jan 94
1.835	Michele Brown	N	030739	1	Sydney	1 Nov 64
1.83	Sandra Moran	S	050261	2	Adelaide	26 Feb 83
1.83	Glynis Nunn-Cearns	Q	041260	hep	Canberra	14 Apr 84
1.83	Casey NARRIER	V	290585	1	Perth	16 Mar 02
1.82	Cathy Soanes	V	090257	3	Perth	25 Mar 79
1.82	Tracey Hinde	Q	050164	1	Adelaide	7 Dec 80
1.82	Tracey Brand	Q	050165	1	Hobart	12 Dec 82
1.82	Cathy Sharpe	N	080267	2	Hobart	12 Dec 82
1.82	Theresa Martin	Q	080472	1	Sydney	3 Mar 88
1.82	Kylie Coombe	Q	221267	hep	Sydney	2 Dec 89
1.82	Karina Turner	S	160872	4	Adelaide	7 Mar 92
1.82	Kathy Spalding	V	300581	1	Melbourne	13 Feb 98
1.82	Ebony McIver	Q	241080	1	Melbourne	18 Mar 99
1.82	Alexandra Church	N	140184	2	Canberra	22 Jan 02
1.82	Peta Mason	Q	250479	1	Brisbane	16 Feb 02
1.82	Lauren Foote	S	270484	2	Adelaide	23 Mar 02
1.82	Matilda Gunn	Q	190686	1	Brisbane	18 Sep 02

Perf.		State	DOB	Place	Venue	Date
<b>POLEVAULT</b>						
4.60	Emma George	V	011174	1	Sydney	20 Feb 99
4.56	Tatiana Grigorieva	S	081075	1	Yokohama	15 Sep 01
4.45	Kym Howe	W		1	Perth	16 Mar 02
4.30	Bridgid Isworth	V	151081	1	Hamilton	6 Feb 02
4.25	Rachael Dacy	V	101176	1	Melbourne	6 Apr 02
4.10	Rosanna Ditton	N	070679	1	Sydney	10 Feb 02
4.10	Wendy Young	S	180384	4	Adelaide	23 Mar 02
4.00	Tracey Shepherd	W	290669	2	Sydney	10 Aug 98
3.99	Christie Elwin	S	040681	1	Adelaide	21 Feb 98
3.85	Lauren Eley	S	061283	1	Adelaide	8 Dec 00
3.85	Erryn Boxall	W	311084	7	Perth	16 Mar 02
3.85	Jana Tankosic	S	100486	1	Adelaide	24 Mar 02
3.80	Charmaine Luccock	Q	080487	1	Hobart	5 Dec 02
3.75	Melanie O'Brien	V	190576	=4	Melbourne	14 Mar 98
3.75	Tracy Young	S	180384	1	Adelaide	4 Mar 00
3.75	Ashlee Hayes	V	221184	1	Melbourne	29 Jul 00
3.70	Jenny Lovell	S	140283	1	Adelaide	28 Mar 98
3.70	Debbie Hundt	Q	301180	2	Canberra	11 Dec 98
3.70	Fiona Buchanan	V	071281	9	Brisbane	25 Mar 01
3.65	Cathy Georgiou	V	050977	3	Melbourne	6 Apr 02
3.65	Jacinta Lynn	V	120285	=3	Brisbane	12 Apr 02
3.60	Melissa Harris	N	060177	1	Sydney	7 Mar 96
3.60	Kym Lawson	V	150682	2	Melbourne	11 Dec 01
3.60	Amy Beckman	Q	110583	1	Gold Coast	23 Nov 02
3.60	Kelly Wright	Q	140684	2	Gold Coast	23 Nov 02
3.55	Sarsha McGowan	Q	220883	5	Brisbane	23 Mar 01
3.50	Andrea Hopkin	W	290676	3	Sydney	9 Mar 96
3.50	Danielle Wyke	V	241078	1	Melbourne	7 Feb 97
3.50	Lara Buggy	W	150879	7	Melbourne	28 Feb 97
3.50	Belinda Barnes	S	220977	2	Adelaide	6 Feb 99
3.50	Alice Hawryskiewicz	S	010983	2	Adelaide	8 Mar 00
3.50	Dawn Hartigan	V	131156	=1	Melbourne	19 Mar 02
3.50	Meredith Jones	N		1	Sydney	26 Oct 02
3.50	Anthea Kotyla	S	210984	1	Adelaide	16 Nov 02
3.50	Sarah Wiltshire	V	200379	2	Melbourne	12 Dec 02
3.45	Jackie Robbins	V	200282	1	Melbourne	22 Nov 97
3.45	Helen Szuster	S	280883	1	Canberra	10 Dec 98
3.45	Rebecca Weisz	V	130380	1	Melbourne	29 Jan 01
3.45	Jamie Scroop	S	290388	2	Hobart	6 Dec 02
3.41	Katherine Rogers	W	170186	2	Perth	2 Dec 01
3.40	Belinda Tolley	V	290176	1	Melbourne	7 Feb 98
3.40	Tammy Newport	N	220381	2	Sydney	29 Jul 00
3.40	Simone Carre	W	221082	2	Perth	15 Dec 01
3.40	Naomi Bligh	N	060986	2	Sydney	3 Feb 02
3.40	Vicky Parnov	W	241090	1	Hobart	7 Dec 02
3.35	Alexia Alle	Q	141179	qual	Melbourne	13 Mar 98
3.35	Danielle O'Reilly	S	051088	4	Adelaide	24 Mar 02
3.35	Jessica Turner	V	230283	6	Melbourne	6 Apr 02
3.35	Taryn Neville	W		1	Perth	16 Nov 02
3.30	Jessica Lauder	S	050982	3	Adelaide	26 Jan 98
3.30	Allisha McKenzie	Q	270480	1	Brisbane	15 Feb 98
3.30	Belinda Gates	N	130982	1	Canberra	7 Mar 98
3.30	Dhana-Maree Crozier	A	150471	2	Canberra	11 Mar 00
3.25	Jessica Lyden	T	070583	1	Hobart	3 Mar 02
3.20	Jodie Grace	N	071278	1	Sydney	21 Dec 96
3.20	Debbie Light	S	040458	2	Adelaide	21 Jan 00
3.20	Krista Meares	Q	221187	1	Brisbane	27 Oct 01
3.20	Skye Humphreys	W	190885	2	Perth	1 Mar 02
3.20	Narelle Henderson	V	300184	11	Brisbane	12 Apr 02
3.15	Sarah 'Sallie' Burton	V	070985	7	Melbourne	6 Apr 02
3.15	Alana Boyd	Q	100584	=3	Adelaide	3 Oct 02
3.15	Heather Chandler	S	201183	2	Adelaide	2 Nov 02

## Australian All-Time List (continued...)

Perf.		State	DOB	Place	Venue	Date	
<b>LONG JUMP</b>							
7.00	+1.8	Bronwyn Thompson	Q	290178	1	Melbourne	7 Mar 02
6.87	+0.1	Nicole Boegman	N	050367	1	Gateshead	14 Aug 88
6.86	+1.5	Robyn Strong-Lorraway	V	200761	1	Canberra	23 Feb 86
6.78	+1.4	Jane Flemming	V	140465	1	Auckland	2 Feb 90
6.70	+1.8	Lyn Tillett-Jacenko	N	150853	1	Brisbane	18 Mar 78
6.66	-0.8	Glynis Saunders Nunn-Cearns	Q	041260	hep	Los Angeles	4 Aug 84
6.62		Linda Parr-Garden	N	171055	1	Auckland	25 Jan 81
6.58	+0.7	Erica Nixon-Hooker	Q	151253	2	Edmonton	11 Aug 78
6.57	-1.8	Kylie Reed	W	171274	1	Sydney	27 Feb 00
6.49	+1.1	Kym Burns	V	250271	1	Melbourne	4 Feb 99
6.47	+1.8	Jane Jamieson	N	230675	3	Melbourne	14 Mar 98
6.46	+1.0	Megan McLean-Cleary	V	090364	1	Canberra	16 Nov 85
6.45	+0.8	Shermin Oksuz	W	240384	1	Brisbane	24 Mar 01
6.43	+1.7	Sharon Sutherland	W	100377	4	Brisbane	25 Mar 01
6.40	+1.8	Chris Annison-Stanton	W	121259	1	Adelaide	21 Mar 81
6.36	+2.0	Sandra Priestley	Q	210565	2	Canberra	6 Mar 86
6.36		Jo Millar-Cubit	T	230362	2	Sydney	28 Mar 87
6.36	+2.0	Vicki Piggin	N	151175	1	Sydney	13 Dec 97
6.36	+0.2	Kerrie Perkins	N	020479	2	Brisbane	13 Apr 02
6.35		Sharon Jaklofsky	Q	300968	3	Starkville	16 May 92
6.33		Helen Frith	N	120739	1	Sydney	13 Feb 65
6.33		Kim Thorley	Q	181064	-	Perth	15 Dec 79
6.33	+1.7	Chris Sharp	V	181262	1	Melbourne	5 Mar 89
6.33	+1.5	Kathleen Norman	Q	220880	2	Brisbane	25 Aug 01
6.31		Diane Pease	N	101245	1	Sydney	13 Mar 71
6.30	+2.0	Ann Divito-Turnbull	S	101162	3	Adelaide	14 Mar 84
6.29		Lenore Liscombe	Q	310746	1	Brisbane	5 Mar 66
6.29	+1.1	Peta Kennedy	V	200571	1	Melbourne	1 Apr 90
6.28		Chris Booth	N	151155	1	Sydney	7 Feb 79
6.27	+1.9	Kylie Wheeler	W	170180	1	Darwin	22 Jun 02
6.26		Eileen Hindle	W	020149	1	Perth	25 Mar 73
6.26	+0.4	Emma Cochrane	V	051279	6	Brisbane	25 Mar 01
6.25		Jan Carroll	W	030944	1	Perth	4 Dec 65
6.25	+1.7	Tambi Jojis	V	031178	1	Sydney	4 Aug 96
6.25	+0.7	Clare Thompson	Q	281277	hep	Sydney	25 Feb 00
6.25	+1.7	Jacinta Boyd	Q	100286	2	Darwin	22 Jun 02
6.24		Pam Kilborn-Ryan	V	120839	1	Melbourne	21 May 66
6.22		Jayne Beasley-Moyes	V	250166	1	Perth	20 Feb 83
6.22	+1.0	Alexia Papadatos	N	211080	qual	Anney	30 Jul 98
6.21		Sylvia Mitchell	N	131037	1	Sydney	27 Feb 60
6.20	+1.4	Lisa Morrison	W	241281	7	Brisbane	13 Apr 02
6.19		Amanda O'Neill	V	300870	1	Melbourne	27 Nov 86
6.18		Katie Csardas	N	301051	1	Sydney	20 Feb 71
6.16		Erica Parkin	W	100155	1	Perth	25 Mar 73
6.16	+1.9	Donna Johnstone	Q	100370	-	Brisbane	18 Mar 90
6.15	+0.0	Leona Bilous	V	041284	hept	Brisbane	12 Apr 02
indoors							
6.38		Sharon Jaklofsky	Q	300968	1	Ames	8 Feb 92
<b>TRIPLE JUMP</b>							
14.04	+2.0	Nicole Mladenis	W	220975	1	Hobart	9 Mar 02
13.54	+1.3	Marklud Viduka	V	231272	1	Hobart	22 Feb 98
13.36	-0.7	Carmen Miller	T	180778	qual	Sydney	24 Aug 96
13.28	+1.7	Nicole Boegman	N	050367	1	Adelaide	26 Jan 95
13.19	+1.4	Michelle Apostolou	S	031279	1	Adelaide	23 Mar 92
13.13	+1.1	Sarah Sydney	Q	160284	-	Sydney	11 Dec 99
13.07	+0.4	Leanne Wickham	V	140574	1	Melbourne	9 Feb 92
12.95	+1.6	Gillian Ting	N	200177	1	Newcastle	3 Feb 01
12.91	-0.2	Paula Lodge	S	100177	3	Melbourne	20 Mar 98
12.90	+1.5	Kylie Stephanos	V	220975	1	Adelaide	20 Feb 94
12.81	-1.2	Amy Walker	Q	260978	1	Melbourne	30 Sep 98
12.71	+0.8	Melissa Moss	W	251074	7	Sydney	26 Feb 00
12.70	+0.3	Jane Denning	Q	080481	2	Sydney	18 Aug 00
12.69	+1.8	Katie Sumpton	N	250778	4	Sydney	20 Feb 00
12.66	+1.2	Kelly Hill	T	110781	1	Melbourne	18 Mar 99
12.55	+1.7	Sarah Asamoah	Q	'85	1	Brisbane	19 Oct 00
12.48	+0.5	Kym Burns	V	250171	-	Sydney	5 Dec 88
12.48	+0.0	Rebekah Williams	W	020684	2	Brisbane	13 Apr 02
12.47	+2.0	Kate O'Donnell	N	021184	4	Newcastle	23 Feb 02
12.46	-0.7	Natalie Fagg	N	040879	1	Adelaide	25 Mar 95
12.46	+0.0	Jeanette Bowles	V	140179	6	Brisbane	12 Apr 02

Perf.		State	DOB	Place	Venue	Date	
12.44	-0.1	Karen Charlton	N	300672	2	Adelaide	7 Mar 92
12.41	+1.4	Crystal Cragan	W	010885	3	Perth	16 Mar 02
12.40	+1.7	Maree McDonald	Q	010872	1	Brisbane	18 Feb 96
12.38		Ann Turnbull	S	101162	1	Adelaide	17 Nov 84
12.37		Alison Inverarity	W	120870	1	Perth	10 Mar 91
12.37		Lisa Antill	N	141082	1	Sydney	11 Nov 00
12.36	-1.2	Melissa Tucker	N	030180	1	Hobart	14 Dec 97
12.36	-1.5	Simone Carre	W	221082	1	Perth	17 Feb 01
12.35	+1.1	Sharen Fidge	N	280479	1	West Palm Beach	26 May 99
12.34	+0.5	Fiona Fisher	N	231074	qual	Sydney	24 Feb 00
12.34	+0.5	Jarah Jennings	Q	150186	1	Brisbane	4 Feb 01
12.33	-0.4	Rachel Delphin	T	120883	6	Hobart	30 Jan 00
12.29	+1.4	Karen Lyne	V	250573	-	Melbourne	5 Feb 00
12.27		Sharon Ward	S	150469	1	Adelaide	5 Feb 94
12.26	+0.0	Anna Coster	S	050983	1	Sydney	10 Dec 99
12.25	+1.6	Evelyn Bucher	V	141074	1	Hobart	7 Dec 90
12.25	+1.7	Stella Totsis	N	270175	1	Sydney	15 Feb 92
12.25	+1.5	Linda Caruana	N	211079	1	Sydney	23 Nov 96
12.22	+0.2	Danielle Collins	S	140374	1	Adelaide	18 Dec 89
12.22	-0.3	Hannah Green	N	020978	4	Sydney	7 Mar 99
12.21		Glynis Saunders Nunn-Cearns	Q	041260	1	Adelaide	23 Feb 86
12.19	+1.8	Edyta Jasinska	W	300967	1	Perth	21 Jan 88
12.19	+0.5	Katrina Tarrant	N	081172	1	Sydney	30 Jan 88
12.17	-0.5	Natalie Dick	T	270976	1	Hobart	25 Mar 94
12.17	+0.7	Katelyn Grehan	N	140485	2	Hobart	5 Dec 02
12.16	+1.9	Julia Dawson	N	151079	5	Melbourne	13 Mar 98
12.16	-0.1	Chelsea Scott	V	310185	2	Adelaide	23 Mar 02
12.14		Rebecca Pugh	W	130373	1	Perth	18 Feb 89
12.12	+1.7	Emma Cochrane	V	051279	-	Sydney	9 Dec 95
12.12	+1.7	Anna Ugov	N	241181	3	Sydney	17 Jan 98
12.11	-1.4	Emelia Asemooah	N	250777	1	Brisbane	27 Oct 94
12.11	+0.8	Emma Knight	V	020985	3	Melbourne	8 Dec 01

**SHOT PUT**

19.74		Gael Mulhall-Martin	V	270856	1	Berkeley	14 Jul 84
18.04		Astra Vitols	V	190760	1	Canberra	26 Jan 88
17.64		Bev Francis	V	150255	1	Melbourne	6 Dec 80
16.91		Sue Reinwald	V	280563	1	Melbourne	29 Oct 83
16.61		Lisa-Marie Vizaniari	Q	141271	3	Viuctoria	24 Aug 94
16.38		Jean Roberts	V	180843	1	Birmingham	9 Apr 72
16.30		Daniela Costian	Q	300765	1	Brisbane	6 Mar 93
16.22		Helen Toussis	Q	300175	1	Brisbane	18 Jul 98
16.20		Luigina Torso-Taylor	N	300656	1	Sydney	7 Jan 78
16.19		Michelle Haage	N	141174	1	Sydney	2 Feb 02
16.18		Chris Schultz	V	090151	2	Melbourne	18 Jan 84
15.68		Nicole Carkeek	V	280371	1	Auckland	23 Jan 90
15.67		Samantha Cox	N	170470	2	Sydney	12 Mar 94
15.64		Anne Karner-Laurens	V	081250	1	Sydney	5 Jul 70
15.60		Bernadette Serone	N	111068	1	Sydney	17 Feb 96
15.33		Lisa Patterson	Q	130678	2	Melbourne	20 Feb 97
15.33		Hannah Riley-Schneider	N	020574	1	Sydney	9 Mar 98
15.06		Pat Donnelly	V	100261	3	Melbourne	27 Jan 83
15.06		Kirran Moss	A	290375	qual	Fresno	25 Apr 98
15.03		Yvette Kkema	V	030569	2	Bad Reichenall	21 Jun 86
15.02		Allison McAdam	V	080272	1	Melbourne	20 Nov 93
14.96		Debbie Turnbull	N	240479	1	Anderlecht	11 Jul 98
14.95		Greta Larsen	T	080466	2	Canberra	20 Jan 87
14.95		Katrina Steele	N	020781	3	Sydney	28 Feb 98
14.73		Sue Howland	Q	040960	2	Melbourne	22 Nov 80
14.69		Jane Jamieson	N	230675	1	Sydney	13 Jun 98
14.62		Kylie Standing	N	201175	3	Sydney	18 Jun 94
14.51		Jane Flemming	V	140465	5	Sydney	11 Feb 96
14.45		Andrina Rovis-Herman	W	160861	1	Canberra	13 Mar 82
14.43		Jane Keen	N	120748	1	Adelaide	9 Mar 68
14.37		Shona Hutchinson	V	250976	1	Brisbane	11 Dec 94
14.32		Denise Passmore	V	110674	2	Melbourne	17 Nov 94
14.25		Heidi Wittesch	S	300557	1	Adelaide	19 Dec 87
14.18		Byrony Glass	W	310377	2	Melbourne	1 Mar 97
14.12		Alison Lever	Q	131072	1	Brisbane	18 Jan 02
14.10		Michelle Bancroft	N	050365	2	Sydney	20 Jan 85

## Australian All-Time List (continued...)

Perf.		State	DOB	Place	Venue	Date
<b>DISCUS THROW</b>						
68.72	Daniela Costian	Q	300765	1	Auckland	22 Jan 94
65.86	Lisa-Marie Vizaniari	N	141271	2	Melbourne	2 Mar 97
63.73	Alison Lever	Q	131072	1	Sydney	26 Feb 00
63.00	Gael Mulhall-Martin	V	270856	1	Melbourne	11 Jan 79
58.48	Monique Nacsa	Q	261076	1	Brisbane	3 Feb 02
57.30	Sue Reinwald	V	280563	2	Berkeley	22 Jun 85
57.13	Christy Mara-Thiel	N	300474	1	Sydney	24 Feb 01
56.70	Astra Vitols	V	190760	1	Canberra	13 Feb 88
55.91	Jean Roberts	V	180843	1	Melbourne	15 Jan 74
55.50	Debbie Pickersgill	Q	230380	1	Brisbane	29 Nov 02
55.47	Katrina Steele	N	020781	1	Sydney	15 Nov 97
54.60	Felicity Johnston	N	311271	4	Sydney	13 Mar 94
54.19	Kathy Dodsworth	N	081175	1	Sydney	17 Jan 98
53.42	Luigna Torso-Taylor	N	300656	2	Brisbane	4 Jun 78
53.28	Debbie Turnbull	N	240479	2	Sydney	15 Nov 97
52.71	Deborah Lovely	Q	200683	2	Brisbane	3 Sep 00
52.64	Denise Ashford	N	280756	1	Sydney	19 Jan 75
52.62	Vanessa French	W	111069	3	Perth	19 Nov 89
52.27	Alesha Sayner	V	141181	1	Geelong	9 Jan 99
51.94	Jane Keen	N	120748	1	Sydney	3 Feb 68
51.88	Kylie Jones	Q	260177	1	Brisbane	23 Oct 93
51.26	Heidi Wittesch	S	300557	1	Adelaide	1 Mar 86
51.02	Sue Culley	N	120352	1	Sydney	19 Feb 75
51.00	Andrina Rovis-Herman	W	160861	1	Canberra	13 Mar 82
50.96	Anne Karner-Laurens	V	081250	3	Melbourne	15 Jan 74
50.86	Alani Diloi	N	240379	2	Brisbane	23 Mar 97
50.84	Yvette Ykema	V	030569	5	Athens	20 Jul 86
50.64	Rosslyn Williams	N	090543	1	Sydney	6 Jan 62
50.61	Mary Breen	N	030133	1	Sydney	22 Feb 64
50.50	Rochelle Sutton	V	121070	1	Sydney	12 Dec 86
50.12	Chris Schultz	V	090151	1	Melbourne	14 Feb 81
49.92	Michelle Haage	N	141174	3	Arlington	4 May 96
49.84	Natasha Shankleton	N	220178	1	Sydney	23 Nov 96
49.48	Leigh Hapgood	Q	190281	1	Brisbane	3 Oct 98
49.40	Jenny Everson	Q	200274	2	Sydney	19 Mar 92
49.36	Jodie McMartin	N	210679	3	Sydney	21 Jul 96
49.26	Bev Francis	V	150255	2	Melbourne	14 Mar 81
49.24	Claire Mills-Thornton	S	290167	2	Adelaide	1 Mar 86
49.00	Mary McDonald	N		1	Sydney	14 Mar 64
<b>HAMMER THROW</b>						
70.19	Bronwyn Eagles	N	230880	1	Calgary	30 Jul 01
67.95	Debbie Sosimenko	N	050474	5	Sydney	29 Sep 00
67.87	Brooke Krueger	S	090780	4	Szombathely	14 Jul 02
65.71	Karyne Perkins-Dimarco	N	140378	3	Brisbane	14 Apr 02
63.15	Byrony Glass	W	310377	3	Canberra	6 Feb 99
62.49	Brenda MacNaughton	N	070576	2	Melbourne	14 Mar 98
61.32	Denise Passmore	V	110674	2	Gold Coast	5 Aug 00
61.04	Kellie Hall	N	270179	3	Sydney	12 Jan 02
60.17	Gabrielle Neighbour	V	221183	4	Kingston	20 Jul 02
59.47	Maree Ryabowitch	N	010380	7	Sydney	27 Feb 00
59.09	Nicole Robertson	N	040782	4	Sydney	12 Jan 02
56.06	Lyndelle Taylor	N	290178	6	Melbourne	14 Mar 98
55.65	Sharyn Tennent	Q	081180	1	Bairarat	7 Dec 02
55.30	Raelene Warren	V	170278	2	Melbourne	3 Mar 02
54.74	Natasha Shankleton	N	220178	1	Canberra	7 Feb 98
54.70	Deborah Lovely	Q	200683	6	Gold Coast	10 Sep 00
53.41	Briony Rheuben	Q	300182	1	Brisbane	22 Jan 00
53.10	Tracey Phillips	W	300169	1	Melbourne	26 Nov 94
52.58	Lara Woodbury	N	301272	4	Hobart	19 Feb 95
52.30	Anthea Rallis	S	150777	2	Adelaide	27 Nov 99
51.99	Breanne Clement	N	020782	2	Sydney	19 Oct 02
51.98	Kathy Walton-Newman	Q	130167	1	Brisbane	12 Feb 93
50.80	Stacey Sullivan	V	051278	2	Melbourne	11 Jan 96
50.58	Rebecca Neilson	V	180983	3	Melbourne	3 Mar 02
50.54	Kirran Moss	A	290375	7	Edwardsville	21 May 98
50.08	Michelle Haage	N	141174	3	Sydney	5 Feb 00
49.90	Pam Matthews	V	080258	1	Melbourne	4 Feb 93
49.85	Breanna Neighbour	V	290981	2	Geelong	30 Nov 02
49.56	Narelle Craig	S	020378	2	Adelaide	18 Jan 97
49.52	Bernadette Serone	N	111068	1	Melbourne	31 Mar 90

Perf.		State	DOB	Place	Venue	Date
49.40	Teresa Cokley	Q	041072	1	Brisbane	17 Dec 94
48.65	Sian Cooper	V	230282	2	Melbourne	16 Nov 00
48.04	Jenny Laskovska	V	140574	1	Melbourne	12 Nov 94
48.00	Kylie Hughes	T	110571	1	Hobart	22 Feb 92
47.66	Michelle Randall	V	190273	2	Melbourne	28 Jan 93
47.43	Belinda Maher	W	170283	1	Perth	10 Mar 02
47.18	Katrina Steele	N	020781	3	Hobart	12 Dec 97
46.85	Alyssa Vella	N	180584	2	Sydney	2 May 00
46.24	Brydie Ewart	N	060978	1	Sydney	23 Feb 96
46.16	Cathy Gardiner	N	100272	2	Sydney	31 Oct 92
46.14	Abbie Newson	N	140182	1	Sydney	25 Nov 99
46.11	Megan Kendall	N	280386	1	Sydney	3 Mar 02
46.09	Alexie Brown	W	040186	1	Perth	21 Dec 02
45.88	Nicole Emzin-Boyd	N	170272	1	Sydney	19 Nov 94
45.82	Louise McPaul-Currey	N	240169	1	Wollongong	10 Feb 96
45.54	Frances Cassettari	N	130573	3	Sydney	4 Sep 93
45.40	Kristy Mills	Q	260784	1	Gold Coast	15 Mar 92
45.16	Anita Merry	V	270675	1	Melbourne	21 Mar 92
45.05	Erin Petrovic	N	280285	1	Hobart	8 Dec 02

**JAVELIN THROW - new model**

66.80	Louise McPaul-Currey	N	240169	1	Gold Coast	5 Aug 00
64.62	Joanna Stone	Q	041072	2	Gold Coast	5 Aug 00
58.95	Cecilia McIntosh	V	210679	1	Szombathely	16 Jul 02
54.98	Kathryn Mitchell	V	100782	1	Ballarat	7 Dec 01
53.88	Rosemary Hooper	V	040878	2	Brisbane	25 Mar 01
53.67	Cecilia McIntosh	V	210679	1	Auckland	31 Mar 01
52.77	Kimberley Mickle	W	281284	2	Hobart	9 Mar 02
50.85	Stephanie Hancock	Q	090382	1	Brisbane	9 Nov 01
50.19	Jane Jamieson	N	230675	hep	Darwin	8 Jul 00
49.90	Carly Cairns	Q	200682	1	Sydney	12 Dec 99
49.24	Rebecca Noy	N	050281	3	Sydney	3 Feb 02

**JAVELIN THROW - old model**

69.85	Joanna Stone	Q	041072	1	Johannesburg	11 Sep 98
69.80	Sue Howland	Q	040960	2	Belfast	20 Jun 86
69.28	Petra Rivers	V	111252	1	Brisbane	20 Mar 82
66.96	Louise McPaul-Currey	N	240169	1	Kuala Lumpur	9 Sep 98
65.74	Pam Matthews	V	080258	1	Brisbane	16 Dec 79
61.53	Kate Farrow	S	060567	1	Sydney	18 Feb 96
58.12	Cherry Harvey	Q	211166	1	Hamilton	20 Feb 88
57.84	Chris Thompson-Hunt	N	150650	1	Melbourne	20 Mar 76
57.40	Anna Pazera Bocson	S	251136	1	Cardiff	24 Jul 58
56.70	Jeanette Kieboom	S	030959	2	Canberra	6 Mar 86
56.44	Lara Woodbury	N	301272	2	Sydney	12 Feb 95
54.76	Margaret Phillpott	N	220554	2	Brisbane	19 Mar 77
54.16	Cecilia McIntosh	V	210679	1	Wanganui	17 Jan 98
53.40	Janne Ware	T	291170	1	Hobart	4 Jan 90
53.26	Sharon Clarke	N	130268	1	Sydney	31 Dec 88
53.08	Monique Wylie	Q	180477	2	Brisbane	13 Nov 93
52.46	Terri Wrenn	W	201157	3	Melbourne	8 Nov 80
52.30	Janina Kennedy-Riley	N	250252	1	Sydney	22 Feb 75
52.14	Jenny Symon-Elwin	S	071253	2	Christchurch	29 Jan 74
51.69	Mary Thomas	N	300544	1	Brisbane	14 Mar 69
51.39	Margaret Parker	N	300649	1	Kingston	11 Aug 66
50.96	Colleen Palmer	W	230771	1	Brisbane	12 Dec 87
50.78	Lisa McHarg	N	140763	1	Sydney	19 Feb 84
50.70	Leanne Dennis	N	030763	1	Canberra	14 Mar 81
50.36	Cathy Wilkinson	S	280363	1	Adelaide	18 Dec 82
50.34	Diane White	N	240851	1	Sydney	7 Feb 70
49.66	Gabrielle Prenter	T	241170	1	Hobart	14 Nov 87
49.56	Julie Gething	W	'69	1	Perth	28 Feb 87
49.38	Tracey Oliver	V	030162	2	Melbourne	31 Oct 81
49.34	Jeanette Boyce	S	'64	1	Adelaide	7 Dec 85
49.32	Lyndall Kennedy	N	'67	2	Sydney	4 Apr 87

**HEPTATHLON**

6,695	Jane Flemming	V	140465	1	Auckland	28 Jan 90
	(13.21,1.82m,13.76m,23.62,6.57m,49.28m,2.12.53)					
6,387	Glynis Saunders Nunn-Cearns	Q	041260	1	Los Angeles	4 Aug 84
	(13.02,1.80m,12.82m,24.06,6.66m,35.58m,2.10.57)					
6,354	Jane Jamieson	N	230675	2	Kuala Lumpur	17 Sep 98
	(13.89,1.82m,14.36m,24.67,6.28m,48.14m,2.17.24)					
6,118w	Sharon Jaklofsky	Q	300968	1	Sydney	3 Dec 89
	(13.35,1.76m,13.08m,24.90,6.34m,42.76m,2.20.76)					

RANKINGS

## Australian All-Time List (continued...)

Perf.		State	DOB	Place	Venue	Date
5,962	Kylie Wheeler	WV	170180	2	Manchester	27 Jul 02
	(13.95, 1.77m, 12.61m, 24.27, 6.18m, 35.90m, 2.15.57)					
5,958	Clare Thompson	Q	281277	2	Darwin	8 Jul 00
	(13.65, 1.75m, 11.67m, 24.56, 6.06m, 42.14m, 2.16.55)					
5,938	Chris Annison-Stanton	WV	121259	1	Perth	4 Mar 85
	(13.9, 1.90m, 12.77m, 24.8, 6.02m, 40.36m, 2.20.53)					
5,895w	Kylie Coombe	Q	221267	2	Sydney	3 Dec 89
	(13.68, 1.82m, 13.16m, 24.99, 5.68m, 41.94m, 2.22.93)					
5,883	Jo Millar-Cubit	T	230362	2	Brisbane	14 Apr 85
	(13.97, 1.83m, 10.30m, 24.65, 6.20m, 36.20m, 2.13.86)					
5,877	Mandy Heath	S	141180	2	Osaka	26-May-01
	(14.76, 1.80m, 12.63m, 24.84, 5.97m, 44.07m, 2.19.24)					
5,817	Sherryl Morrow	V	220373	1	Sydney	25-Feb-00
	(13.65, 1.85m, 11.54m, 25.63, 5.98m, 39.34m, 2.22.55)					
5,788	Peta Kennedy	V	200571	1	Melbourne	27 Mar 90
	(14.30, 1.70m, 12.18m, 24.59, 6.30m, 35.56m, 2.16.33)					
5,722	Ann Divito-Turnbull	S	101162	3	Brisbane	14 Apr 85
	(15.17, 1.77m, 11.19m, 25.10, 6.27m, 42.38m, 2.19.61)					
5,709	Louise McPaul-Currey	N	210169	1	Sydney	10 Jan 93
	(14.95, 1.79m, 12.96m, 26.29, 5.66m, 53.16m, 2.27.07)					
5,539w	Katie Harders-Ackermann	Q	210463	1	Melbourne	27 Mar 90
	(14.59, 1.67m, 11.80m, 25.26, 6.11m, 32.70m, 2.14.38)					
5,441	Lesley Richards	N	261063	3	Canberra	15 Apr 84
	(14.52, 1.59m, 10.55m, 24.58, 5.63m, 40.76m, 2.14.58)					
5,421	Leisa Bruce-Proctor	Q	070170	2	Adelaide	10 Mar 92
	(14.40, 1.79m, 9.87m, 25.27, 5.47m, 34.66m, 2.15.00)					
5,392	Lauren Foote	S	270484	1	Brisbane	26 May 02
	(14.80, 1.80m, 10.64m, 25.30, 5.55m, 38.52m, 2.24.60)					
5,355	Theresa Martin	Q	080472	2	Brisbane	9 Mar 93
	(14.66, 1.73m, 9.79m, 25.28, 5.89m, 37.04m, 2.23.77)					
5,328	Gillian Ragus	WV	050476	5	Brisbane	12 Apr 02
	(13.99, 1.64m, 11.57m, 25.56, 5.50m, 35.46m, 2.20.56)					
5,289	Gai Kapernick	Q	200970	1	Brisbane	16 Dec 90
	(15.57, 1.81m, 12.29m, 26.22, 5.62m, 42.46m, 2.35.80)					
5,283	Sarah Wiltshire	V	200379	1	Melbourne	5 Dec 99
	(15.2, 1.76m, 11.27m, 26.06, 6.02m, 31.81m, 2.21.8)					
5,262	Leona Bilous	V	041284	1	Brisbane	12 Apr 02
	(15.05, 1.64m, 11.67m, 24.83, 6.15m, 33.47m, 2.32.24)					
5,258	Cathy Jeon	N	030270	1	Brisbane	13 Dec 87
5,239	Virginia Young-Moresi	N	240276	1	Sydney	9 Jan 00
	(15.47, 1.70m, 12.01m, 26.51, 5.78m, 34.61m, 2.18.70)					
5,238	Wendy Smart-DeVroom	N	291259	5	Canberra	15 Apr 84
	(14.51, 1.65m, 10.01m, 24.93, 5.56m, 36.72m, 2.22.35)					
5,188	Jeanne Ward	T	260273	1	Adelaide	10 Mar 92
	(14.37, 1.76m, 10.01m, 25.65, 5.63m, 34.50m, 2.31.52)					
5,171	Fiona Fewtrell	N	020169	3	Adelaide	10 Mar 92
	(15.22, 1.70m, 11.85m, 26.57, 5.27m, 42.74m, 2.26.49)					
5,161	Margaret Hamley	N	110361	4	Adelaide	3 Apr 83
	(15.11, 1.70m, 11.98m, 26.03, 5.97m, 30.80m, 2.30.10)					
5,161	Sharon Barber-Carlin	S	290865	1	Perth	24 Jan 88
	(14.8, 1.81m, )					
5,156	Jhodie Hammond	V	030764	6	Brisbane	14 Apr 85
	(15.65, 1.59m, 12.05m, 26.12, 5.62m, 40.24m, 2.20.57)					
5,142	Melissa Tucker	N	030180	1	Hobart	13 Dec 97
	(15.47, 1.73m, 10.83m, 25.57, 5.85m, 29.35m, 2.23.02)					
5,113	Joanne Sinclair-Burke	T	'69	2	Melbourne	10 Apr 88
	(14.3, 1.65m, 10.62m, 24.8, 5.67m, 27.06m, 2.22.4)					
5,090	Nicole Muir	A	010578	1	Sydney	9 Dec 95
	(14.92, 1.61m, 10.58m, 25.57, 5.56m, 35.82m, 2.24.9)					
5,081	Simone Purvis	T	030478	1	Melbourne	21 Dec 97
	(13.69, 1.64m, 10.12m, 25.03, 5.46m, 32.52m, 2.34.11)					
5,080	Jacqueline Hodges	N	011081	4	Sydney	18-Aug-00
	(14.71, 1.55m, 10.27m, 25.06, 5.54m, 37.33m, 2.24.27)					
5,078	Georgina Hale	V	240363	6	Canberra	15 Apr 84
	(15.38, 1.74m, 10.43m, 25.49, 5.07m, 35.14m, 2.19.43)					
5,035	Amanda Thomas	N	311264	1	Canberra	15 Apr 84
	(15.65, 1.77m, 10.17m, 26.56, 5.57m, 37.22m, 2.28.51)					
5,032	Nola Hodgson	V	111064	5	Brisbane	15 Mar 89
	(14.16, 1.64m, 8.36m, 24.71, 5.16m, 35.20m, 2.23.37)					
5,015	Chris Randall	S	'67	2	Canberra	15 Apr 84
	(15.69, 1.74m, 9.61m, 25.54, 5.59m, 38.28m, 2.32.91)					
5,015	Megan Minehane	Q	211073	1	Brisbane	16 Jan 93
	(15.3, 1.65m, 10.11m, 26.1, 5.79m, 34.68m, 2.22.4)					

## Australian Rankings List 2002

Rankings taken from 1st January to 31st December  
 Compiled by Paul Jenes AA Statistician

### MEN

Perf.	Wind		State	DOB	Place	Venue	Date
<b>100 YARDS</b>							
9.98	+0.2	Darryl Wohlsen	Q	060373	1	Brisbane	3-Feb
	wind-assisted						
9.94	+2.5	Wagui Anau	Q	250578	1	Townsville	6-Oct
<b>100 METRES</b>							
10.19	+1.8	Matt Shirvington	N	261078	4	Osaka	11-May
10.26	+1.2	Patrick Johnson	A	260972	4	Szombathely	14-Jul
10.27	+1.2	Johnson			1	Canberra	21-Dec
10.29	+1.5	Paul Di Bella	Q	120277	1h	Perth	16-Mar
10.31	-0.4	Everton Evelyn (Bar)	N	150176	1	Canberra	8-Feb
10.31	-0.3	Shirvington			1	Brisbane	12-Apr
10.32	+2.0	Di Bella			1	Brisbane	16-Feb
10.32	-0.3	Di Bella			2	Brisbane	12-Apr
10.33	+1.9	Di Bella			1h	Canberra	8-Feb
10.34	+0.1	Shirvington			1	Darwin	15-Jun
10.34	+1.1	Johnson			1h	Budapest	12-Jul
10.35	+0.7	Shirvington			1	Darwin	15-Jun
10.35	+0.7	Johnson			4	Budapest	12-Jul
10.41	+1.9	Adam Miller	N	220684	2h	Canberra	8-Feb
10.46	+0.0	Ross Smith	N	300673	1	Canberra	28-Mar
10.47	+0.0	Kieran Noonan	N	070976	2	Canberra	28-Mar
10.48	+1.9	Adam Basil	V	140475	3h	Canberra	8-Feb
10.48	+1.1	Tim Williams	V	091281	3h	Budapest	12-Jul
10.49	+1.2	David Baxter	V	270377	7	Szombathely	14-Jul
10.50	-0.3	Ambrose Ezenwa (Ngr)	N	100477	5	Brisbane	12-Apr
10.52	+1.6	Jacob Groth	N	071285	1	Sydney	27-Sep
10.53	-0.4	Scott Richardson	N	150581	4	Canberra	8-Feb
10.55	+1.9	Kane Watson	W	260782	4h	Canberra	8-Feb
10.56	+1.9	Shem Hollands	N	150177	5h	Canberra	8-Feb
10.56	+2.0	Rajeev Balakrishnan (Ind)	Q	130371	2	Brisbane	16-Feb
10.56	+0.7	Fabrice Lapiere	N	171083	3h	Kingston	16-Jul
10.61	+0.8	Darryl Wohlsen	Q	060373	3h	Canberra	8-Feb
10.61	+0.7	David Geddes	N	260182	2	Sydney	2-Mar
10.63	+1.5	Jamie Barnes	Q	170883	4h	Perth	16-Mar
10.64	+1.2	Craig Sconce	A	200681	3	Canberra	21-Dec
10.66	+0.8	Michael Rehardt	Q	091281	2	Gold Coast	15-Mar
10.66	+1.5	Russell Parker	N	121280	3	Canberra	16-Mar
10.67	+0.7	Scott Wells	T	220483	1	Canberra	26-Feb
10.68	-1.2	Nigel Biggs	W	310877	2h	Brisbane	11-Apr
10.68	+0.6	Daniel Batman	N	200381	2	Canberra	3-Dec
10.69	+0.4	David Thom	V	010776	5h	Brisbane	11-Apr
10.70	+0.4	Shane McKenzie	S	040773	7	Adelaide	23-Mar
10.72	+1.8	Joseph Law	Q	100185	1	Brisbane	26-Oct
10.75	-0.4	Gavin Hunter	Q	050175	2	Brisbane	19-Jan
10.75	+1.0	Rod Buchanan	W	130477	1	Perth	2-Feb
10.75	+1.3	Scott Vassella	N	031275	4	Sydney	16-Feb
10.76	+1.9	Bruce Robin	N	260873	6h	Canberra	8-Feb
10.76	+2.0	Mario La Rosa	Q	230580	3	Brisbane	16-Feb
10.76	+0.8	Brad McNicol	N	150276	3	Auckland	2-Mar
10.78	+0.0	Courtney McLeod	Q	180483	2	Brisbane	25-May
10.80	-1.3	Keith Sheehy	S	141083	5	Brisbane	13-Apr
10.80		Luke Mansfield	Q	130585	2	Brisbane	8-Nov
10.81	+1.4	John Thornell	N	220485	1h	Sydney	2-Mar
10.81	+0.8	Peter Burge	N	030774	2	Sydney	21-Sep
10.81	-0.9	Isaac Ntiamoah	N		4	Sydney	16-Nov
10.83	+0.2	Brett Eaton	W	240284	1	Perth	27-Mar
10.84	+1.3	Predrag Momirovic (Yug)	N	190777	2	Sydney	15-Mar
10.84	-1.6	Wagui Anau	Q	250578	2	Christchurch	12-Dec
10.86	+1.4	Eugene Farrell (Irl)	Q	210473	2	Brisbane	11-Jan
10.86	+0.2	Steven Tucker	W	031282	2	Perth	27-Mar



## Australian Rankings List 2002 (continued...)

10.87	+0.7	Callum Taylor (Nzl)	N	251072	1	Sydney	16-Feb
10.88	+1.0	Shaun Mayne	W	270570	3	Perth	2-Feb
10.88	+2.0	Lachlan Waite	Q		4	Brisbane	16-Feb
10.88	+0.8	Nathan Anderson	N	160680	1h	Adelaide	1-Oct
10.89	+0.4	Kris Neofytou	N	030584	8	Adelaide	23-Mar
10.90	+2.0	Craig Ellwood	Q	290180	5	Brisbane	16-Feb
10.90	+0.4	Sam Brewer	Q	051183	1	Gold Coast	1-Dec
10.91	+2.0	Luke Trembath	Q	100282	6	Brisbane	16-Feb
10.91	+1.5	Damien Bock	Q	110183	2	Brisbane	16-Feb
10.91	-1.6	Justin Smith	Q	250274	2s	Christchurch	12-Dec
10.92	+1.5	Ashley Daniel	Q		3	Brisbane	16-Feb
10.92		Brad Jamieson	S	160378	1	Adelaide	16-Nov
10.93	+1.1	James Blanton	N	220678	1	Sydney	26-Jan
10.93	+2.0	Stuart Anderson	Q	190679	7	Brisbane	16-Feb
10.93	-0.9	Michael Budlender	V	020882	6h	Brisbane	11-Apr
10.94	+1.8	Stephen Hatch	N	241279	1	Sydney	26-Jan
10.94	+0.7	Clayton Jones	N	051278	7	Sydney	2-Mar
10.94	-0.8	Justin Lewis	V	110974	2h	Melbourne	2-Mar
10.94	+1.5	L Madden	A		7	Canberra	16-Mar
10.94	-1.0	Ryan Hoffman	Q	160272	3h	Brisbane	11-Apr
10.94	+1.8	Matt McEwen	Q	161071	dec	Brisbane	11-Apr
wind-assisted							
10.26	+3.5	Paul Di Bella	Q	120277	1	Perth	16-Mar
10.26	+2.7	Patrick Johnson	A	260972	1	Darwin	22-Jun
10.33	+3.8	David Baxter	V	270377	1h	Perth	16-Mar
10.33	+2.7	Matt Shirvington	N	261078	8	Sheffield	30-Jun
10.43	+3.8	Adam Basil	V	140475	2h	Perth	16-Mar
10.44	+5.6	Ambrose Ezenwa (Ngr)	N	100477	1	Hamilton	6-Feb
10.44	+2.7	Tim Williams	V	091281	3	Darwin	22-Jun
10.45	+3.8	Nigel Biggs	W	310877	1	Perth	22-Mar
10.46	+2.7	Adam Miller	N	220684	4	Darwin	22-Jun
10.48	+3.9	Fabrice Lapiere	N	171083	6q	Kingston	16-Jul
10.49	+3.8	Joven Clarke	N	100383	1	Sydney	6-Jan
10.50	+3.8	Rod Buchanan	W	130477	5h	Perth	16-Mar
10.52	+4.8	Craig Sconce	A	200681	2	Canberra	2-Mar
10.52	+3.8	David Geddes	N	260182	2	Sydney	6-Jan
10.54	+3.8	Brett Eaton	W	240284	2	Perth	22-Mar
10.59	+4.8	Scott Wells	T	220483	3	Canberra	2-Mar
manual							
10.4	-0.7	David Thom	V	010776	1	Melbourne	9-Feb
10.5	+0.8	Peter Walsh	V	121076	1	Melbourne	8-Jan
10.5	-1.0	David Geddes	N	260182	1	Sydney	26-Jan
10.5	-1.0	Ambrose Ezenwa (Ngr)	N	100477	2	Sydney	26-Jan
10.5	+0.4	Isaul D'Souza (Stp)	V	090575	=1	Melbourne	19-Feb
10.5	+0.4	Steve Brimacombe	V	070571	=1	Melbourne	19-Feb
10.5	+1.9	Wagui Anau	Q	250578	1h	Ballarat	7-Dec
10.5		Scott Richardson	N	150581	1	Sydney	7-Dec
10.6	+0.8	Rhett Medford	V		1	Melbourne	9-Mar
10.6	-1.0	Kieran Noonan	N	070976	3	Sydney	26-Jan
10.7		Keith Sheehy	S	141083	1	Adelaide	9-Feb
10.7	+0.3	Adam Burbridge	V		1	Melbourne	19-Feb
10.7	+0.3	Craig Brown	V	041281	2	Melbourne	19-Feb
10.7		Greg Years	N	210881	2	Sydney	9-Mar
10.7		Nathaniel Carr	Q	051179	1	Brisbane	2-Sep
10.7	+0.8	Brendan Galic	A	060787	1	Canberra	9-Nov
10.7	+1.9	Zoy Frangos	V	230282	2h	Ballarat	7-Dec
10.7	+0.6	Justin Smith	Q	250274	3	Ballarat	7-Dec
10.7		Isaac Ntiamoah	N		2	Sydney	7-Dec
wind-assisted							
10.3	+3.7	Scott Richardson	N	150581	1	Sydney	18-Jan
<b>200 METRES</b>							
20.62	+1.0	David Geddes	N	260182	1	Brisbane	13-Apr
20.63	+0.0	Patrick Johnson	A	260972	1	Canberra	21-Dec
20.75	+1.3	Paul Di Bella	Q	120277	1	Brisbane	17-Feb
20.78	+0.4	Johnson			1	Darwin	22-Jun
20.83	+1.3	Darryl Wohlsten	Q	060373	2	Brisbane	17-Feb
20.85	+0.3	Johnson			3	Bangor	21-Jul

20.88	+0.6	Johnson			2	Budapest	12-Jul
20.89	-0.4	Ambrose Ezenwa (Ngr)	N	100477	1	Sydney	19-Oct
20.90	+0.0	Geddes			1	Hobart	9-Mar
20.90	+0.0	Johnson			1	Darwin	9-Jun
20.91	+1.3	Paul Pearce	V	080177	3	Brisbane	17-Feb
20.91	+1.0	Johnson			1	Canberra	3-Dec
20.94	+1.0	Tim Williams	V	091281	1	Brisbane	13-Apr
20.97		David Baxter	V	270377	1	Ballarat	19-Jan
21.02	+0.4	Daniel Batman	N	200381	1	Canberra	30-Nov
21.03	+1.0	Matt Shirvington	N	261078	5	Brisbane	13-Apr
21.13	+0.0	Ross Smith	N	300673	1h	Canberra	17-Mar
21.13	+0.4	Patrick Dwyer	N	031177	2h	Brisbane	13-Apr
21.19	+0.2	Michael Rehardt	Q	091281	1	Gold Coast	15-Mar
21.23	+1.5	Adam Miller	N	220684	2h	Kingston	18-Jul
21.23	+1.6	Craig Sconce	A	200681	2	Canberra	14-Dec
21.26	+1.4	David Flowers	V	090980	3	Canberra	8-Feb
21.28	+1.4	Jacob Groth	N	071285	1	Sydney	13-Oct
21.34	+1.0	Shem Hollands	N	150177	3	Sydney	2-Mar
21.38	-1.3	Adam Basil	V	140475	3	Adelaide	23-Mar
21.40	+1.0	Kane Watson	W	260782	1	Perth	3-Feb
21.42	-0.8	Fabrice Lapierre	N	171083	2	Sydney	2-Feb
21.42	+2.0	John Thornell	N	220485	1	Sydney	3-Mar
21.46	+1.7	David Thom	V	010776	2	Melbourne	14-Feb
21.50		Kieran Noonan	N	070976	1	Sydney	21-Sep
21.53	+1.8	Kris Neofytou	N	030584	2	Darwin	28-Jun
21.53	+0.5	Marty Duke	V	131075	1	Geelong	30-Nov
21.54	+1.6	Jamie Barnes	Q	170883	1	Brisbane	17-Feb
21.54	+0.0	Russell Parker	N	121280	h	Canberra	17-Mar
21.55	+0.0	Travis Jenkins	W	140780	1	Canberra	26-Feb
21.56	+1.6	Bryce Barnwell	V	140279	1	Melbourne	14-Feb
21.56	-1.0	Mark Ormrod	S	011282	2	Hobart	9-Mar
21.58	-0.2	Eugene Farrell (Irl)	Q	210473	1	Brisbane	18-Jan
21.59	-1.0	Keith Sheehy	S	141083	3	Hobart	9-Mar
21.59	+0.8	Courtney McLeod	Q	180483	2	Brisbane	26-May
21.60		Evan King	V	040371	3	Ballarat	19-Jan
21.61	+1.4	Steve Broomcombe	V	070571	1	Melbourne	14-Feb
21.62	+1.8	Predrag Momirovic (Yug)	N	190777	2	Sydney	15-Mar
21.66	-0.9	Clayton Veltman	V	270678	2	Dunedin	12-Jan
21.66	-0.4	Peter Burge	N	030774	3	Sydney	19-Oct
21.66	+0.5	Tom Williamson	V	250885	2	Geelong	30-Nov
21.66	+1.0	Luke Mansfield	Q	130585	2	Hobart	7-Dec
21.68	+1.3	Aaron Thompson	N	060479	1	Sydney	2-Feb
21.69	+0.0	Michael Hazel	V	121276	3	Singapore	8-Sep
21.69		Scott Richardson	N	150581	2	Sydney	21-Sep
21.73	+1.5	Lee Wiseman	V	240477	2	Melbourne	14-Feb
21.73	+1.5	Bruce Robin	N	260873	3	Sydney	24-Feb
21.77	+1.3	Stephen Hatch	N	241279	2	Sydney	2-Feb
21.77	+1.8	Matt Woodhouse	N	020374	3	Sydney	15-Mar
21.78	+1.8	Mario La Rosa	Q	230580	3	Brisbane	11-Jan
21.78	-1.0	James Clarke	V	080577	2	Ballarat	19-Jan
21.79	+1.3	Nathan Anderson	N	160680	3	Sydney	2-Feb
21.79	-0.8	Scott Wells	T	220483	3	Sydney	2-Feb
21.80		Shaun Bailey	T	161179	1	Penguin	12-Jan
21.81		Braden Fraser	V	020677	2	Ballarat	19-Jan
21.81	+1.4	Michael Budlender	V	020882	2	Melbourne	14-Feb
21.81	-1.6	Steve Landers	V	250783	1	Melbourne	2-Mar
21.82	+1.5	Stephen Charters	N	030382	4	Sydney	24-Feb
21.83	+1.5	Justin Lewis	V	110974	3	Melbourne	14-Feb
21.84		Peter Walsh	V	121076	4	Ballarat	19-Jan
21.85		Tom Hassell	S	140373	2	Adelaide	2-Feb
21.86		Scott Bailey	T	030576	2	Penguin	12-Jan
21.87	-2.3	Brad Jamieson	S	160378	1	Adelaide	9-Nov
21.88	+0.5	Brett Eaton	W	240284	1	Perth	24-Feb
21.89	+1.8	Kip McFarland	Q	040375	4	Brisbane	11-Jan
21.89	-0.5	Nic Fox	A	190369	1	Canberra	12-Feb
21.89	-2.1	Shane McKenzie	S	040773	6h	Brisbane	13-Apr
wind-assisted							
20.52	+2.2	Patrick Johnson	A	260972	1	Szombathely	14-Jul

RANKINGS

## Australian Rankings List 2002 (continued...)

20.63	+2.2	Tim Williams	V	091281	3	Szombathely	14-Jul
20.66	+4.1	David Geddes	N	260182	1	Canberra	17-Mar
20.79	+2.1	Paul Di Bella	Q	120277	=1	Sydney	2-Feb
20.99	+4.1	Ross Smith	N	300673	2	Canberra	17-Mar
21.13	+2.7	Ambrose Ezenwa (Ngr)	N	100477	1	Hamilton	6-Feb
21.16	+2.3	Joseph Law	Q	100185	1	Brisbane	26-Oct
21.22	+2.3	Luke Mansfield	Q	130585	2	Brisbane	26-Oct
21.23	+2.1	Mark Ormrod	S	011282	6	Sydney	2-Feb
21.30	+4.1	Russell Parker	N	121280	3	Canberra	17-Mar
21.34		Keith Sheehy	S	141083	1	Adelaide	2-Feb
manual							
21.2		Steve Brimacombe	V	070571	1	Melbourne	19-Feb
21.2		Ross Smith	N	300673	1	Sydney	9-Mar
21.3	+0.5	David Thom	V	010776	1	Melbourne	9-Feb
21.4	+2.0	Scott Richardson	N	150581	1	Sydney	18-Jan
21.4		Kris Neofytou	N	030584	1	Sydney	9-Nov
21.5		Nathaniel Carr	Q	051179	1	Brisbane	12-Aug
21.6		John Jakeman	A	170684	1	Canberra	16-Nov
<b>300 METRES</b>							
34.82		Simon Bresnehan	T	151274	1	Hobart	29-Oct
35.19		Courtney McLeod	Q	180483	3	Gold Coast	8-Apr
35.29		Tobby Sutherland	Q	170983	4	Gold Coast	8-Apr
manual							
34.4		Darryl Wohlsen	Q	060373	1	Gold Coast	4-Jan
34.5		Sean Avery	V	280282	1	Geelong	5-Oct
<b>400 METRES</b>							
45.41		Clinton Hill	N	190480	4s	Manchester	27-Jul
45.54		Michael Rehardt	Q	091281	1	Adelaide	23-Mar
45.59		Daniel Batman	N	200381	1	Canberra	3-Dec
45.62		Hill			2	Newcastle	23-Feb
45.66		Batman			1	Gold Coast	13-Sep
45.74		Hill			6	Madrid	20-Sep
45.84		Rehardt			3	Newcastle	23-Feb
45.84		Paul Pearce	V	080177	3	Adelaide	23-Mar
45.85		Hill			3	Adelaide	23-Mar
45.94		Pearce			4	Newcastle	23-Feb
45.95		Pearce			1	Sydney	3-Feb
45.95		Pat Dwyer	N	031177	4	Adelaide	23-Mar
46.06		Casey Vincent	N	170379	5	Newcastle	23-Feb
46.49		David Geddes	N	260182	4	Melbourne	7-Mar
47.00		Kris McCarthy	V	151079	1	Melbourne	19-Mar
47.01		Keith Sheehy	S	141083	7	Newcastle	23-Feb
47.08		Mark Ormrod	S	011282	6	Adelaide	23-Mar
47.12		Clayton Veltman	V	270678	1	Dunedin	12-Jan
47.13		Travis Jenkins	W	140780	1	Canberra	19-Feb
47.14		John Steffensen	W	300882	1	Canberra	21-Dec
47.40		Bryce Barnwell	V	140279	1	Melbourne	31-Jan
47.42		Shaun Bailey	T	161179	1	Hobart	16-Feb
47.43		Courtney McLeod	Q	180483	1	Brisbane	13-Apr
47.45		David Flowers	V	090980	8	Adelaide	23-Mar
47.49		Marcus Katter	Q	131178	1	Brisbane	14-Apr
47.60		Anton Booth	Q	070370	4	Sydney	26-Jan
47.61		Steve Landers	V	250783	3	Melbourne	7-Mar
47.62		Eugene Farrell (Irl)	Q	210473	2	Brisbane	17-Feb
47.62		Scott Bailey	T	030576	3h	Brisbane	11-Apr
47.76		Tom Hassell	S	140373	1	Adelaide	25-Jan
47.79		Kris Neofytou	N	030584	1	Hobart	7-Dec
47.88		Todd MacDonald	N	080776	1	Sydney	16-Feb
47.89		Ryan Turton	N	210683	3	Brisbane	13-Apr
48.01		Marty Duke	V	131075	1h	Melbourne	1-Mar
48.06		Brad Jamieson	S	160378	1	Adelaide	2-Nov
48.15		Peter Ladd	V	281080	1	Melbourne	31-Jan
48.20		Peter Bate	V	030179	9	Newcastle	23-Feb
48.23		Brendan Cole	V	290581	2	Melbourne	10-Jan
48.25		Tobby Sutherland	Q	170983	5	Darwin	28-Jun
48.30		Morgan Coull	V	280776	4	Melbourne	2-Mar

48.34	Aaron Thompson	V	060479	4	Sydney	26-Jan
48.36	Mark Abercromby	Q	171276	2	Brisbane	2-Feb
48.37	Andrew Murray	V		2	Melbourne	19-Mar
48.44	Gerald Doyle	S		2	Adelaide	25-Jan
48.47	James Blanton	N	220678	5	Sydney	3-Feb
48.00 manual						
48.0	Sean Avery	V	280282	1	Geelong	2-Nov
<b>800 METRES</b>						
1.45.82	Kris McCarthy	V	151079	7	Zurich	16-Aug
1.45.93	McCarthy			3	Helsinki	13-Aug
1.46.06	McCarthy			7	Rome	12-Jul
1.46.70	McCarthy			1	Adelaide	23-Mar
1.46.79	McCarthy			3	Manchester	29-Jul
1.46.81	McCarthy			7	Hechtel	20-Jul
1.47.06	McCarthy			3s	Manchester	28-Jul
1.47.13	McCarthy			1	Melbourne	4-Apr
1.47.21	McCarthy			1	Melbourne	7-Mar
1.47.35	Todd MacDonald	N	080776	2	Melbourne	4-Apr
1.47.39	McCarthy			1	Darwin	28-Jun
1.47.58	McCarthy			1	Darwin	23-Jun
1.48.30	Youcef Abdi	N	071277	2	Rovereto	28-Aug
1.48.71	Nick Hudson	Q	091172	1	Brisbane	8-Nov
1.49.28	Werner Botha	Q	171285	1	Brisbane	25-May
1.49.39	Aaron Jones	T	030183	2	Brisbane	25-May
1.49.44	Michael Hane	S	160274	3	Sydney	10-Feb
1.49.66	Zac Ashkanasy	V	100773	3	Auckland	2-Feb
1.49.70	Malcolm Muir	Q	071171	6	Sydney	10-Feb
1.49.75	Isireli Naikelekelevesi (Fij)		171276	3	Brisbane	25-May
1.49.77	Lachlan Chisholm	N	040580	7	Sydney	10-Feb
1.49.80	Leif Kennedy	N		3	San Angelo	25-May
1.50.10	Tom Richardson	N	300983	4	Brisbane	25-May
1.50.2	Nick Lorenz	Q	260779	2	Sydney	3-Dec
1.50.29	Glenn Stojanovic	V	030274	3	Adelaide	23-Mar
1.50.3	Will Devjak	N	101282	2	Sydney	3-Dec
1.50.31	Marcus Katter	Q	131178	3	Brisbane	12-Apr
1.50.43	Mark Abercromby	Q	171276	2	Brisbane	17-Feb
1.50.53	Garth Silva	Q	060681	4	Adelaide	23-Mar
1.50.62	Andrew O'Neill	N	050783	2	Darwin	23-Jun
1.50.75	Mitchell Kealey	Q	280184	1	Brisbane	2-Mar
1.50.99	Daniel MacDonald	N	220284	2	Sydney	2-Feb
1.51.04	Alistair Stevenson	Q	280579	2	Brisbane	4-Apr
1.51.07	Ben Liddy	N	120881	2	Sydney	5-Apr
1.51.10	David Kehoe	Q	250481	3	Brisbane	2-Mar
1.51.13	Jackson Elliott	Q	051281	3	Brisbane	4-Apr
1.51.18	Michael Barwick	N	050677	3	Sydney	2-Feb
1.51.25	Michael Jones	V	261079	4	Melbourne	3-Mar
1.51.28	Frazer Dowling	N	041279	1	Sydney	12-Jan
1.51.38	David Byrne	N	300181	4	Sydney	2-Feb
1.51.50	John Dawson	V		2h	Melbourne	2-Mar
1.51.60	Neil Brennan	V	030779	1	Melbourne	3-Mar
1.51.66	Simon Rintel	N	270270	3	Sydney	5-Apr
1.51.71	Justin Kelly	W	110580	1	Canberra	26-Feb
1.51.77	Johi Storey	N	310577	5	Sydney	2-Feb
1.51.91	Andrew Krumins	V	170184	1h	Sydney	1-Feb
1.51.98	Mark Cornish	V	300679	6	Melbourne	3-Mar
1.52.07	Ross Ridgewell	N	050985	2	Melbourne	14-Dec
1.52.11	Tim Cherry	V	181067	2h	Melbourne	2-Mar
1.52.12	Tim Heron	V	301074	1	Melbourne	14-Feb
1.52.17	Simon Lewin	V	030172	3	Melbourne	14-Dec
1.52.27	Daniel Adams	Q	090783	5	Brisbane	5-Apr
1.52.37	Louis Rowan	V	080978	4	Melbourne	14-Dec
1.52.53	Daniel Batman	N	200381	4	Darwin	28-Jun
1.52.61	Paul McGilveray	Q		2	Brisbane	8-Nov
1.52.66	Michael Bond	T	220979	1	Tuscaloosa	24-Mar
1.52.67	Mark Gorski	V	171075	4	Melbourne	14-Feb
1.52.87	Phil Edwards	V	250680	3h	Melbourne	2-Mar
1.52.93	Michael Henderson	V	050478	3	Ballarat	19-Jan

## Australian Rankings List 2002 (continued...)

### 1,000 METRES

2.28.42	Grant Page	T	240182	1	Hobart	29-Oct
2.28.84	Stephen Rae	T	130579	2	Hobart	29-Oct
indoors						
2.28.99	Mark Tucker	V	150879	=2	Greencastle	24-Feb

### 1,500 METRES

3.36.35	Youcef Abdi	N	071277	10	Rieti	8-Sep
3.37.34	Craig Mottram	V	180680	11	Zurich	16-Aug
3.37.71	Abdi			10	Zagreb	8-Jul
3.37.77	Abdi			3	Manchester	31-Jul
3.38.12	Abdi			1	Newcastle	23-Feb
3.38.63	Abdi			12	Stockholm	17-Jul
3.38.95	Mottram			2	Newcastle	23-Feb
3.39.05	Abdi			6	Prague	15-Jun
3.39.17	Abdi			5	Khania	30-Jun
3.39.65	Abdi			8	Madrid	3-Jul
3.40.40	Abdi			3	Melbourne	7-Mar
3.40.49	Abdi			1	Sydney	15-Mar
3.43.12	Clinton Mackevicius	N	090278	3	Brisbane	13-Apr
3.43.17	Alastair Stevenson	Q	280579	4	Brisbane	13-Apr
3.43.47	Michael Power	V	090576	8	Cork	6-Jul
3.44.15	Lachlan Chisholm	N	040580	4	Melbourne	7-Mar
3.44.56	Paul Fenn	V	170980	6	Melbourne	7-Mar
3.44.76	Corey Tucker	A	191178	1	Canberra	19-Feb
3.44.90	Andrew O'Neill	N	050783	7	Melbourne	7-Mar
3.45.69	Paul Hoffman	N	170682	4	Stanford	4-May
3.45.8	Mark Tucker	V	150879	1	Oxford,USA	13-Apr
3.45.90	Simon Field	V	110579	7	Brisbane	13-Apr
3.46.14	Daniel Lancaster	N	101274	3	Sydney	3-Feb
3.46.35	David Ruschena	V	170274	8	Brisbane	13-Apr
3.46.36	Mark Gorski	V	171075	2	Adelaide	23-Mar
3.46.92	Nick Hudson	Q	091172	1	Brisbane	22-Mar
3.47.26	Mark Fountain	V	100382	3	Adelaide	23-Mar
3.47.48	David Byrne	N	300181	1	Sydney	30-Nov
3.47.70	Richard Jeremiah	V	031282	4	Adelaide	23-Mar
3.47.80	Michael Hane	S	160274	4	Canberra	8-Feb
3.48.0	Shawn Forrest	V	100783	1	Melbourne	19-Mar
3.48.17	Zac Ashkanasy	V	100773	8	Newcastle	23-Feb
3.48.18	Brad Dyson	T	110682	10	Brisbane	13-Apr
3.48.94	Sam Fragomeni	Q	050166	2	Brisbane	16-Feb
3.48.96	Grant Page	T	240182	5	Melbourne	2-Mar
3.49.08	Ryan Taylor	V	120876	3	Canberra	19-Feb
3.49.22	Tom Dover	Q	171175	1	Brisbane	5-Apr
3.49.35	Mitchell Kealey	Q	280184	2	Brisbane	25-Jan
3.49.49	Craig Pease	Q	300879	3	Brisbane	16-Feb
3.49.57	Simon Rintel	N	270270	5	Sydney	3-Feb
3.49.62	Martin Dent	N	080279	4	Canberra	19-Feb
3.49.77	Erwin McRae	A	280376	5	Canberra	19-Feb
3.49.96	Michael Whiting	Q	180377	4	Brisbane	16-Feb
3.50.11	Michael Shelley	Q	101083	3	Nassau	11-Jul
3.50.13	Adrian Wallis	V	170681	2	Melbourne	26-Mar
3.50.22	Scott Westcott	N	250975	1	Canberra	16-Mar
3.50.23	Sean Fitzpatrick	N	011167	6	Sydney	3-Feb
3.50.33	Adam Bishop	S	231082	6	Adelaide	23-Mar
3.50.37	Kym Morgan	S	120881	7	Adelaide	23-Mar
3.50.4	Kim Gillard	N	180870	1	Sydney	16-Feb
3.50.7	Kris McCarthy	V	151079	3	Melbourne	10-Jan
3.51.32	Allan Failla	V	150174	8	Melbourne	2-Mar
3.51.38	Mark Thompson	V	050379	8	Canberra	8-Feb
3.51.39	Philo Saunders	A	311076	9	Canberra	8-Feb

### 1 MILE

3.52.90	Craig Mottram	V	180680	5	Oslo	28-Jun
4.09.2	Alastair Stevenson	Q	280579	2	Auckland	23-Feb
4.09.3	Clinton Mackevicius	N	090278	3	Auckland	23-Feb
4.09.4	Simon Field	V	110579	4	Auckland	23-Feb

indoors						
4.06.33	Mark Tucker	V	150879		Bloomington	16-Feb
4.09.70	Paul Hoffman	V		2	Bozeman	25-Jan
<b>3,000 METRES</b>						
7.37.30	Craig Mottram	V	180680	11	Monaco	19-Jul
7.41.37	Mottram			1	Madrid	21-Sep
7.47.01	Mottram			2	Helsinki	13-Aug
7.49.04	Shaun Creighton	A	140567	4	Portland	18-May
7.52.71	Mottram			9	Crystal Palace	23-Aug
7.58.64	Mottram			3	Sheffield	30-Jun
8.03.17	Michael Power	V	090576	11	Sheffield	30-Jun
8.03.85	Sisay Bezabeh	A	090977	1	Canberra	15-Jan
8.04.12	Brett Cartwright	S	250173	2	Canberra	15-Jan
8.05.37	Lee Troop	V	220373	1	Geelong	30-Nov
8.05.83	Shawn Forrest	V	100783	2	Geelong	30-Nov
8.09.24	Clinton Perrett	V	110583	2	Melbourne	14-Dec
8.12.05	Mark Fountain	V	100382	3	Geelong	30-Nov
8.12.75	Scott Westcott	N	250975	1	Canberra	3-Dec
8.12.83	Mark Thompson	V	050379	3	Canberra	15-Jan
8.14.53	Jeremy Roff	N	221183	3	Melbourne	14-Dec
8.14.82	Ryan Taylor	V	120876	5	Canberra	15-Jan
8.15.40	Michael Shelley	Q	101083	4	Melbourne	14-Dec
8.16.70	Dean Cavuoto	A	040675	1	Canberra	30-Nov
8.16.82	Shane Nankervis	V	060574	4	Geelong	30-Nov
8.17.45	Trent Wallace	V	280682	5	Geelong	30-Nov
8.19.0	Steve Moneghetti	V	260962	1	Ballarat	7-Dec
8.19.25	Corey Tucker	A	150879	4	Canberra	30-Nov
8.19.96	Martin Dent	N	080279	6	Canberra	15-Jan
8.20.4	Duane Byrnes	N	120187	1	Sydney	9-Nov
8.20.69	Paul Imhoff	A	050275	7	Canberra	15-Jan
indoors						
8.01.39	Mark Tucker	V	150879	2	South Bend	2-Feb
<b>5,000 METRES</b>						
13.12.04	Craig Mottram	V	180680	2	Melbourne	7-Mar
13.14.36	Mottram			12	Berlin	6-Sep
13.25.21	Mottram			6	Manchester	31-Jul
13.28.95	Michael Power	V	090576	13	Hechtel	20-Jul
13.34.04	Power			8	Manchester	31-Jul
13.39.94	Power			3	Melbourne	7-Mar
13.40.28	Scott Westcott	N	250975	5	Melbourne	7-Mar
13.42.65	Brett Cartwright	A	250173	7	Melbourne	7-Mar
13.43.40	Dean Cavuoto	A	040675	8	Melbourne	7-Mar
13.45.52	Sisay Bezabeh	A	090977	1	Sydney	10-Feb
13.45.96	Andrew Letherby	Q	190973	2	Seattle	8-Jun
13.46.66	Bezabeh			1	Newcastle	23-Feb
13.47.12	Mark Thompson	V	050379	2	Newcastle	23-Feb
13.57.74	Shawn Forrest	V	100783	11	Melbourne	7-Mar
13.58.03	Mark Tucker	V	150879	13	Palo Alto	29-Mar
14.08.49	Blair Martin (Nzl)	N	250475	1	Melbourne	14-Dec
14.09.39	Kim Gillard	N	180870	4	Newcastle	23-Feb
14.09.51	Lee Troop	V	220373	5	Newcastle	23-Feb
14.10.00	Grant Schmidlechner	V	210978	13	Melbourne	7-Mar
14.11.15	Brad Dyson	T	110682	2	Melbourne	14-Dec
14.12.0	Julian Dwyer	V	091273	1	Melbourne	10-Jan
14.12.61	Nick Harrison	V	181070	1	Melbourne	4-Apr
14.14.04	Daniel Quin	V	090475	15	Melbourne	7-Mar
14.14.1	Chad Roberts	N	170179	1	Sydney	22-Mar
14.14.6	Gemechu Woyecha (Qat)	V		2	Melbourne	14-Feb
14.14.67	David Byrne	N	300181	3	Melbourne	14-Dec
14.16.90	David Ruschena	V	170274	2	Melbourne	14-Nov
14.17.56	Craig Simple	V	221069	16	Melbourne	7-Mar
14.17.65	Nick Cope	N	131169	17	Melbourne	7-Mar
14.17.9	Shane Nankervis	V	060574	3	Melbourne	14-Feb
14.19.27	Phil Sly	V	020974	18	Melbourne	7-Mar
14.20.36	Clinton Perrett	V	110583	3	Melbourne	14-Nov
14.21.63	Simon Field	V	110579	6	Sydney	10-Feb

## Australian Rankings List 2002 (continued...)

14.22.96	Peter Nowill	Q	150679	1	Brisbane	15-Feb
14.23.05	Steve Moneghetti	V	260962	1	Ballarat	19-Jan
14.24.86	Rod De Highden	V	150169	5	Melbourne	14-Nov
14.25.33	Richard Gleisner	V	250971	6	Melbourne	14-Nov
14.26.29	Collis Birmingham	V	271284	7	Melbourne	14-Nov
14.27.41	David Eadie	V	211270	1	Melbourne	14-Mar
14.27.8	Barry Keem	N	180980	1	Sydney	3-Dec
14.28.76	James Barker	N	280477	1	Canberra	30-Nov
14.30.01	Martin Fedmowski	V	120780	20	Palo Alto	29-Mar
14.30.69	Nigel Adkin	V	020272	4	Melbourne	2-Mar

### 10,000 METRES

27.49.09	Sisay Bezabeh	A	090977	1	Taraniki	21-Jan
27.50.73	Dean Cavuoto	A	040675	2	Taraniki	21-Jan
27.54.93	Brett Cartwright	S	250173	3	Taraniki	21-Jan
28.03.01	Lee Troop	V	220373	1	Melbourne	14-Dec
28.32.38	Cavuoto			2	Melbourne	14-Dec
28.33.68	Steve Moneghetti	V	260962	3	Melbourne	14-Dec
28.37.12	Bezabeh			9	Manchester	26-Jul
28.45.44	Shaun Creighton	A	140567	1	Brisbane	12-Apr
28.48.15	Bezabeh			2	Brisbane	12-Apr
28.49.73	Michael Power	V	090576	3	Brisbane	12-Apr
29.03.78	Shane Nankervis	V	060574	4	Melbourne	14-Dec
29.04.49	Mark Tucker	V	150879	5	Melbourne	14-Dec
29.11.15	Scott Westcott	N	250975	4	Brisbane	12-Apr
29.16.16	Rod De Highden	V	150169	6	Melbourne	14-Dec
29.16.22	Andrew Letherby	V	190973	5	Brisbane	12-Apr
29.20.51	Nick Harrison	V	181070	7	Melbourne	14-Dec
29.26.78	Simon Field	V	110579	8	Melbourne	14-Dec
29.33.10	Barry Keem	N	180980	10	Melbourne	14-Dec
29.34.33	Craig Semple	V	221069	6	Brisbane	12-Apr
29.36.51	Chad Roberts	N	170179	7	Brisbane	12-Apr
29.54.30	Matt Kerr (Can)	N	030576	1	Adelaide	3-Oct
29.58.76	Richard Gleisner	V	250971	12	Melbourne	14-Dec
29.59.11	Mark Thompson	V	050379	9	Brisbane	12-Apr
30.02.42	Magnus Michelsson	V	040968	13	Melbourne	14-Dec
30.05.87	David Ruschena	V	170274	14	Melbourne	14-Dec
30.06.96	Linton Gloster	V	250876	15	Melbourne	14-Dec
30.09.47	Nick Cope	N	131169	10	Brisbane	12-Apr
30.12.31	Martin Fedmowski	V	120780	10	Walnut	19-Apr
30.26.82	Daniel Quin	V	090475	16	Melbourne	14-Dec
30.35.60	John Meagher	V	130963	17	Melbourne	14-Dec
30.54.72	Grant Schmidlechner	V	210978	2	Adelaide	3-Oct
30.57.6	Paul Arthur	N	050567	1	Sydney	22-Oct
31.18.32	Brian Livingston	A	160273	1	Canberra	26-Oct
31.32.2	Mark McLachlan	N	171176	2	Sydney	22-Oct

### HALF MARATHON

1:03.25.0	Scott Westcott	N	250975	3	Gold Coast	7-Jul
1:03.38.0	Blair Martin (Nzl)	N	250475	6	Gold Coast	7-Jul
1:03.50.0	Martin Dent	N	080279	8	Gold Coast	7-Jul
1:04.18.0	Westcott			1	Sydney	26-May
1:04.33.0	Rod De Highden	V	150169	2	Sydney	26-May
1:05.04.0	Gemechu Woyecha (Qat)	V		1	Melbourne	15-Sep
1:05.05.0	Magnus Michelsson	V	040968	2	Noosa	1-Sep
1:05.24.0	Michelsson			2	Melbourne	15-Sep
1:05.41.0	Dean Cavuoto	A	040675	3	Noosa	1-Sep
1:05.45.0	Shane Nankervis	V	060574	3	Melbourne	15-Sep
1:05.51.0	Antony Liddell	Q	301176	11	Gold Coast	7-Jul
1:05.53.0	Phil Sly	V	020974	4	Melbourne	15-Sep
1:06.01.0	Julian Dwyer	V	091273	4	Noosa	1-Sep
1:06.13.0	Richard Gleisner	V	250971	1	Melbourne	13-Oct
1:06.25.0	Paul Imhoff	A	050275	13	Gold Coast	7-Jul
1:06.39.0	Russell Dessaix-Chin	N	240578	4	Sydney	26-May
1:06.48.0	Erwin McRae	A	280376	5	Noosa	1-Sep
1:06.59.0	Daniel Green	N	260574	5	Sydney	26-May
1:07.01.0	Matthew McDonough	V	240773	3	Melbourne	13-Oct
1:07.03.0	Chad Roberts	N	170179	6	Sydney	26-May

1:07.06.0	John Meagher	V	130963	1	Melbourne	Oct
1:07.22.0	Damon Harris (Nzl)	N	010575	15	Gold Coast	7-Jul
1:07.41.0	Craig Semple	V	221069	7	Sydney	26-May
1:07.48.0	Nick Cope	N	131169	16	Gold Coast	7-Jul
1:07.54.0	Craig McKenzie	V		4	Melbourne	13-Oct
1:08.12.0	Sean Quilty	V	160566	3	Melbourne	Oct
1:08.23.0	Darren Wilson	V	090868	6	Melbourne	15-Sep
1:08.31.0	Paul Wilson	V	280467	3	Melbourne	Oct
1:08.32.0	Mustapha Takieddine (Mar)	N	171174	2	Weston Creek	10-Mar
1:08.34.0	Adam Leane	A	031073	8	Sydney	26-May
1:08.35.0	Jeremy Horne	V	180774	9	Sydney	26-May
1:08.59.0	Gary Rake	A		7	Noosa	1-Sep
1:09.00.0	Mark McLachlan	N	171176	8	Noosa	1-Sep
1:09.27.0	Paul Dodd	Q		19	Gold Coast	7-Jul
1:09.35.0	Dean Paulin	V	031067	4	Melbourne	Oct
1:09.43.0	Lazhar Hamadi	N	110372	10	Sydney	26-May
1:09.47.0	Todd Inghram	W	270274	1	Fremantle	9-Jun
1:09.47.0	Ross Hudson	N		20	Gold Coast	7-Jul
1:09.55.0	Dean Degan	N	240571	11	Sydney	26-May
1:09.55.0	Philo Saunders	A	311076	5	Melbourne	13-Oct
1:09.56.0	Levi Fleming	N		9	Noosa	1-Sep

**MARATHON**

2:13.23.0	Andrew Letherby	Q	190973	3	Manchester	28-Jul
2:15.22.0	Rod De Highden	V	150169	1	Gold Coast	7-Jul
2:15.54.0	Letherby			8	Tokyo	10-Feb
2:16.04.0	Gemechu Woyecha (Qat)	V		3	Gold Coast	7-Jul
2:16.17.0	Phil Sly	V	020974	13	Seoul	3-Nov
2:16.34.0	Sisay Bezabeh	A	090977	9	Fukuoka	1-Dec
2:16.44.0	Lee Troop	V	220373	7	Manchester	28-Jul
2:17.09.0	Richard Gleisner	V	250971	4	Gold Coast	7-Jul
2:17.16.0	Shane Nankervis	V	060574	21	Chicago	13-Oct
2:17.24.0	Nick Harrison	V	181070	14	Tokyo	10-Feb
2:18.19.0	Shaun Creighton	A	140567	9	Manchester	28-Jul
2:19.26.0	Kim Gillard	N	180870	5	Gold Coast	7-Jul
2:20.04.0	Martin Dent	N	080279	11	Fukuoka	1-Dec
2:20.29.0	Julian Dwyer	V	091273	19	Tokyo	10-Feb
2:20.44.0	Damon Harris (Nzl)	N	010575	19	London	14-Apr
2:25.07.0	Alan Chilton	Q		7	Gold Coast	7-Jul
2:25.27.0	Jeremy Horne	V	180774	4	Sydney	15-Sep
2:26.34.0	Glenn Guzzo	A		36	Boston	15-Apr
2:26.42.0	Magnus Michelsson	V	040968	3	Canberra	14-Apr
2:26.46.0	Paul Imhoff	A	050275	5	Sydney	15-Sep
2:29.32.0	Glenn Paterson	A	300667	3	New Plymouth	3-Mar
2:29.44.0	Chris Truscott	N	150674	78	Berlin	29-Sep
2:30.05.0	Lazhar Hamadi	N	110372	9	Gold Coast	7-Jul
2:30.38.0	Justin Wilson	V	200168	10	Gold Coast	7-Jul
2:30.40.0	John Bowers	N	290172	6	Sydney	15-Sep

**110 METRES HURDLES**

13.85	+1.9	Tim Ewen	V	210277	3	Perth	16-Mar
13.97	+1.2	Ewen			2h	Hiroshima	29-Apr
13.99	+0.9	Stuart Anderson	Q	190679	1	Brisbane	17-Feb
14.01	+0.6	Ewen			3	Mito	6-May
14.04	+0.7	Kyle Vander Kuyp	V	300571	1h	Brisbane	13-Apr
14.05	+0.8	Ewen			1h	Brisbane	13-Apr
14.05	-1.1	Ewen			2	Brisbane	14-Apr
14.07	+1.0	Ewen			3	Adelaide	23-Mar
14.07	+0.7	Andrew Cameron	Q	010181	2h	Brisbane	13-Apr
14.08	+1.2	Ewen			1	Brisbane	14-Sep
14.09	-1.4	Ewen			1	Melbourne	7-Mar
14.10	+0.8	Anderson			2h	Brisbane	13-Apr
14.10	-2.2	Ewen			7	Madrid	21-Sep
14.24	+1.9	Nfa Forster-Jones	V	250180	5	Perth	16-Mar
14.26	+0.2	Ryan Purcell	W	240183	5s	Kingston	20-Jul
14.32	+0.7	Greg Eyears	N	210881	3h	Brisbane	13-Apr
14.38	-0.4	Duncan Harvey	Q	120381	2	Brisbane	8-Nov
14.46	+0.8	David Rose	S	180878	4h	Brisbane	13-Apr

RANKINGS



## Australian Rankings List 2002 (continued...)

14.50	-0.4	Aaron Petersen	V	221080	3h	Melbourne	3-Mar
14.53	+0.4	Scott Ferrier	V	120674	5	Cardiff	8-Jul
14.62	+0.8	Warwick Cregan	W	020584	2	Perth	27-Jan
14.73	-0.4	Luke Webster	Q		3	Brisbane	8-Nov
14.83	+1.1	Martin Barrow	V	030173	2	Melbourne	14-Feb
14.86	+0.8	Paul Edmiston	W	160272	3	Perth	27-Jan
15.10	+1.5	Matt McEwen	Q	161071	4	Canberra	18-Jan
15.16	+0.0	Stephen Rae	T	130579	1	Hobart	26-Feb
15.19	+1.3	Graeme Barry	N	100180	2h	Adelaide	1-Oct
15.29	-2.3	Nathaniel Johnson	Q	200681	4	Brisbane	20-Dec
15.33	+1.6	Liam Wallis	V	060382	2	Melbourne	14-Feb
15.41		David Ancrum	V	290383	1	Ballarat	19-Jan
15.43	-0.4	Stephen Cain	V	230784	2	Melbourne	19-Mar
15.45	-3.4	Colin Browne	N	171183	7	Sydney	10-Feb
15.46	-2.2	Darrell Muzyczka	N	030780	dec	Brisbane	12-Apr
15.50	-2.2	Alex Mason	Q	030481	dec	Brisbane	12-Apr
15.51	+1.6	Alex Pocock	V	190174	3	Melbourne	14-Feb
15.52	-0.3	Tom Sullivan	V	280585	1	Melbourne	21-Nov
15.55		Tom Cade	V		2	Ballarat	19-Jan
15.56	+1.3	Paul Harlond	V	300883	4h	Adelaide	7-Oct
15.57	-0.5	Jamo Borthwick	N	241174	6	Sydney	2-Feb
wind-assisted							
13.91	+2.1	Kyle Vander Kuyp	V	300571	2	Gold Coast	8-Apr
14.27	+2.8	Greg Eyears	N	210881	1	Sydney	6-Jan
14.37	+2.3	David Rose	S	180878	1	Adelaide	22-Feb
14.85	+2.3	Steven Heard	S		2	Adelaide	22-Feb
manual							
14.3		Greg Eyears	N	210881	1	Sydney	9-Nov
15.3	+0.2	David Ancrum	V	290383	1	Melbourne	15-Jan
15.3		Michael Hazel	V	121276	1	Melbourne	23-Nov
wind-assisted							
13.9	+3.2	Ryan Purcell	W	240183	1	Perth	14-Dec
<b>200 METRES HURDLES</b>							
23.12	-1.2	Darryl Wohlsen	Q	060373	1	Brisbane	14-Apr
24.16	-1.7	Matt Woodhouse	N	020374	1	Sydney	5-Jan
<b>400 METRES HURDLES</b>							
49.85		Michael Hazel	V	121276	3	Brisbane	13-Apr
50.61		Hazel			1	Adelaide	23-Mar
50.77		Matt Beckenham	N	180376	1	Sydney	10-Feb
50.80		Beckenham			1	Canberra	8-Feb
50.84		Peter Bate	V	030179	5	Brisbane	13-Apr
50.94		Beckenham			1	Hobart	9-Mar
50.96		Brendan Cole	V	290581	1	Sydney	3-Feb
50.96		Rohan Robinson	V	151171	2	Sydney	10-Feb
50.98		Beckenham			1	Canberra	28-Mar
51.01		Robinson			2	Canberra	28-Mar
51.06		Hazel			2h	Brisbane	11-Apr
51.10		Hazel			1	Melbourne	2-Mar
51.17		Blair Young	Q	050471	3	Hobart	9-Mar
51.43		Tobby Sutherland	Q	170983	1	Nassau	12-Jul
52.16		Elliot Wood	N	061083	3h	Kingston	16-Jul
52.64		Peter Ladd	V	281080	8	Brisbane	13-Apr
52.80		Josh Hewitt	N	220378	4	Sydney	10-Feb
53.16		Sean Avery	V	280282	1	Melbourne	14-Nov
54.08		Nic Davidson	T	130884	1	Hobart	2-Nov
54.12		Stuart Laidlaw	V	190980	1	Melbourne	4-Apr
54.24		Ned McLeod	V	100785	1	Melbourne	2-Mar
54.38		Brett Dayman	W	060681	1	Perth	9-Feb
54.41		Chris De Boer	W	090284	1	Perth	1-Dec
54.44		Matt Rickards	T	011284	1	Hobart	7-Dec
54.44		Greg Hubbard	N	191080	3	Christchurch	14-Dec
54.47		Cameron Yorke	W	180476	1	Perth	16-Nov
54.55		Marcus Katter	Q	131178	2	Adelaide	3-Oct
54.76		Stephen Rae	T	130579	1	Hobart	17-Feb
54.77		Colin Browne	N	171183	5	Brisbane	12-Apr
54.91		Tom Cade	V		2	Melbourne	14-Mar

54.96	Glenn Stojanovic	V	030274	3h	Melbourne	1-Mar
55.12	Brian Chappell	N	220180	2	Sydney	24-Feb
55.47	Jon Nicholls	N	251083	4	Sydney	3-Feb
55.76	Stuart Bussell	N	100584	3	Sydney	3-Feb
55.99	David Featherston	V	270774	1	Melbourne	4-Apr
manual						
50.7	Rohan Robinson	V	151171	1	Canberra	26-Feb
50.8	Matt Beckenham	N	180376	2	Canberra	26-Feb
50.9	Michael Hazel	V	121276	1	Melbourne	7-Mar
54.7	Colin Browne	N	171183	1	Sydney	22-Mar
54.8	Glenn Stojanovic	V	030274	1	Melbourne	23-Feb
54.9	Greg Hubbard	N	191080	2	Newcastle	20-Jan
55.6	David Featherston	V	270774	3	Melbourne	23-Feb

**2,000 METRES STEEPLECHASE**

5.53.93	Martin Dent	N	080279	1	Canberra	19-Feb
6.06.04	Jayden Russ	Q	180785	1	Hobart	7-Dec
6.06.9	Kynan Dawes	V	140970	1	Melbourne	9-Feb

**3,000 METRES STEEPLECHASE**

8.37.27	Peter Nowill	Q	150679	1	Melbourne	14-Dec
8.39.22	Nowill			6	Madrid	21-Sep
8.39.31	Nowill			1	Newcastle	23-Feb
8.41.55	Richard Jeremiah	V	031282	3	Hobart	9-Mar
8.42.5	Mark Tucker	V	150879	6	Walnut	19-Apr
8.45.76	Matt Kerr (Can)	N	030576	1	Adelaide	2-Oct
8.46.1	Jeremiah			1	Melbourne	19-Mar
8.46.37	Nowill			1	Hastings	26-Jan
8.47.24	Jeremiah			1	Melbourne	3-Mar
8.47.29	Martin Dent	N	080279	4	Hobart	9-Mar
8.48.14	Dent			1	Canberra	8-Feb
8.48.66	Nowill			1	Brisbane	14-Apr
8.55.86	Ryan Taylor	V	120876	3	Brisbane	14-Apr
9.00.27	Scott McTaggart	A	260277	3	Canberra	8-Feb
9.02.08	Jeff Hunt	N	240782	6	Brisbane	14-Apr
9.04.97	Stephen McMahon	V	100873	3	Melbourne	14-Dec
9.06.93	Luke Taylor	N	190383	7	Brisbane	14-Apr
9.08.28	Michael Shelley	Q	101083	7	Hobart	9-Mar
9.10.03	Dale Engler	S	180582	4	Melbourne	14-Dec
9.12.88	Travis Longmuir	V	081172	5	Melbourne	14-Dec
9.17.29	Alastair Morgan	V	191083	10	Hobart	9-Mar
9.18.32	Joshua Chugg	T	110682	11	Hobart	9-Mar
9.19.41	Allan Failla	V	150174	2	Melbourne	3-Mar
9.20.5	Andrew Colvin	N	280872	1	Sydney	12-Jan
9.20.70	Andrew Leach	V		6	Melbourne	14-Dec
9.22.3	Glenn Stojanovic	V	030274	2	Melbourne	19-Mar
9.22.25	Ben St.Lawrence	N	071181	4	Adelaide	4-Oct
9.23.03	Jay Phillpotts	V	040280	3	Melbourne	3-Mar
9.24.68	Shane Thiele	S	140876	2	Adelaide	2-Mar
9.25.35	Andrew Scott	V	310373	4	Melbourne	3-Mar
9.28.28	Lachlan McArthur	V	262678	11	Palo Alto	3-May
9.29.00	Nick Bromley	N	230383	4	Brisbane	11-Apr
9.30.0	Jeff Broderick	V		4	Melbourne	19-Mar

**4x100 METRES RELAY**

38.87	National Team			3	Manchester	31-Jul
	T.Williams,PDi Bella,D.Baxter,PJohnson					
39.24	National Team			3h	Manchester	30-Jul
	T.Williams,PDi Bella,D.Baxter,PJohnson					
39.30	National Team			1	Szombathely	14-Jul
	T.Williams,PDi Bella,D.Baxter,PJohnson					
39.48	National Team			1	Newport	20-Jul
	T.Williams,PDi Bella,D.Baxter,PPearce					
39.58	Oceania Team			7	Madrid	20-Sep
	T.Williams,PDi Bella,D.Geddes,PJohnson					
39.79	National Team			1	Darwin	23-Jun
	T.Williams,PDi Bella,D.Baxter,PJohnson					

RANKINGS

## Australian Rankings List 2002 (continued...)

39.81	National Team		1	Cardiff	8-Jul
	T.Williams,P.Di Bella,D.Baxter,P.Johnson				
40.23	National Team		5	Sheffield	30-Jun
40.26	National Junior Team		3	Nassau	11-Jul
	K.Neofytou,F.Lapierre,A.Miller,J.Thornell				
40.50	NSW	N	1	Brisbane	14-Apr
	B.McNicol,N.Anderson,R.Smith,A.Ezenwa (Ngr)				
40.68	Sutherland District	N	1h	Sydney	14-Dec
40.92	National Junior Team		2	Darwin	23-Jun
	K.Neofytou,F.Lapierre,J.Barnes,A.Miller				
41.20	NSW U/20	N	1	Brisbane	14-Apr
	K.Neofytou,J.Thornell,P.Stickler,A.Miller				
41.20	Box Hill	V	1	Melbourne	15-Dec
	B.Fraser,M.Duke,L.Harrison,M.Zeed				
41.34	Victoria	V	2	Brisbane	14-Apr
	J.Lewis,M.Budlender,L.Harrison,D.Baxter				
41.40	Sydney Pacific 'B'	N	1	Sydney	14-Dec
41.49	Sydney University	N	2	Sydney	14-Dec
41.52	Sydney Pacific 'A'	N	3	Sydney	14-Dec
41.55	South Australia	S	3	Brisbane	14-Apr
	D.Byrne,B.Jamieson,M.Ormrod,D.Rose				
41.74	Athletics Essendon	V	1	Melbourne	10-Jan
41.82	Queensland U/20	Q	2	Brisbane	14-Apr
	D.Bock,C.McLeod,L.Mansfield,J.Barnes				
41.91	NSW U/20 Schools	N	1	Hobart	6-Dec
	B.Robinson,M.Chapple,H.Mitchell,A.Jharverly				
41.95	Queensland U/18 Schools	Q	1	Hobart	6-Dec
	L.Mansfield,J.Law,G.Finegan,M.Davies				
41.98	Curtin	W	1	Perth	21-Dec

### 4x200 METRES RELAY

1.24.65	Sutherland District	N	1	Sydney	15-Dec
1.25.27	Sydney Pacific	N	2	Sydney	15-Dec
1.26.74	Box Hill	V	1	Melbourne	14-Dec
	L.Harrison,R.Medford,C.Pusch,M.Duke				
1.27.2	Pacific	Q	1	Sunshine Coast	10-Mar
	(B.Young,D.Wohlsen,W.Caswell,M.Davies)				
1.27.36	University NSW	N	3	Sydney	15-Dec
1.27.98	Knox Grammar	N	4	Sydney	15-Dec
1.27.99	Sandringham	V	2	Melbourne	14-Dec
	A.Pamphilis,C.Morehouse,S.Laidlaw,J.Lewis				
1.28.2	University of Queensland	Q	2	Sunshine Coast	10-Mar
	(D.Bock,E.Farrell,L.Batchler,J.Williams)				
1.28.82	Western Athletics	V	3	Melbourne	14-Dec
	M.Callard,P.Walsh,M.Hargreaves,T.Williamson				
1.29.00	Athletics Essendon	V	4	Melbourne	14-Dec
	A.Basil,A.Smith,I.D'Souza,C.McMahon				
1.29.07	Bankstown	N	5	Sydney	15-Dec
1.29.22	Westfield AC U/20	N	=1	Sydney	15-Dec
1.29.22	Knox Grammar U/20	N	=1	Sydney	15-Dec
1.29.95	Port Adelaide	S	1	Adelaide	21-Dec
	T.Bateman,D.Byrne,B.Letton,B.Jamieson				

### 4x400 METRES RELAY

3.02.22	National Team		5	Manchester	31-Jul
	T.Williams,P.Pearce,P.Dwyer,C.Hill				
3.03.65	Oceania Team		6	Madrid	21-Sep
	D.Batman,P.Dwyer,P.Pearce,C.Hill				
3.04.39	National Team		4h	Manchester	30-Jul
	P.Dwyer,P.Pearce,K.McCarthy,C.Hill				
3.08.22	National Junior Team		4h	Kingston	20-Jul
	C.McLeod,R.Turton,K.Sheehy,S.Landers				
3.08.29	National Junior Team		2	Nassau	12-Jul
	C.McLeod,R.Turton,K.Sheehy,S.Landers				
3.09.32	National Squad No2		1	Hobart	9-Mar
3.09.67	National Junior Team		6	Kingston	21-Jul
	C.McLeod,R.Turton,K.Sheehy,S.Landers				

3.09.94	National Squad No 1		2	Hobart	9-Mar
3.11.32	National Junior Squad		3	Hobart	9-Mar
3.11.54	Select Team		2	Singapore	7-Sep
	?,Anderson,M,Hazel,P,Ladd				
3.11.5	National Team		1	Cardiff	8-Jul
	C.Hill,P,Pearce,C.Vincent,P,Dwyer)				
3.11.83	Queensland U/20	Q	1	Brisbane	14-Apr
	C.McLeod,W,Botha,D,Hanlin,T,Sutherland				
3.14.68	Victoria	V	1	Brisbane	14-Apr
	L,Wiseman,M,Duke,M,Hazel,P,Ladd				
3.15.00	MUAC	V	1	Ballarat	19-Jan
3.15.08	Box Hill	V	1	Melbourne	14-Feb
3.15.67	Queensland	Q	2	Brisbane	14-Apr
	M.Rehardt,E,Farrell,G,Silva,W,Caswell				

**4x800 METRES RELAY**

7.45.45	Box Hill	V	1	Melbourne	14-Dec
	T,Renowden,L,Rourke,L,Aspinall,T,Cherry				
7.46.94	MUAC	V	2	Melbourne	14-Dec
	D,Campbell,B,Dunsha,B,Tosso,D,Haigh				
7.47.79	Sydney University 'B'	N	1	Sydney	15-Dec
7.50.80	Doncaster	V	3	Melbourne	14-Dec
	S,Eltinghaus,G,Murley,P,Noden,R,Polkinghorne				
7.51.42	Sydney University 'A'	N	2	Sydney	15-Dec
7.53.85	Adelaide Harriers	S	1	Adelaide	21-Dec
	J,Creasey,R,Cox,M,Lange,S,Garreffa				
7.54.16	Eureka	V	4	Melbourne	14-Dec
	J,Birmingham,M,Griffin,A,Burvil,M,Cornish				
7.59.05	Flinders	S	2	Adelaide	21-Dec
	S,Thiele,B,Case,P,van Wijngaarden,R,Killmier				
7.59.13	St.Kevins	V	5	Melbourne	14-Dec
	T,Crowley,J,Pettigrew,P,Cleary,M,Doran				
7.59.94	Hills	N	3	Sydney	15-Dec

**4x1,500 METRES RELAY**

16.13.72	Doncaster	V	1	Melbourne	15-Dec
	R,Polkinghorne,A,Patti,T,Longmuir,P,Noden				
16.18.15	Sydney University 'A'	N	1	Sydney	14-Dec
16.27.80	Box Hill	V	2	Melbourne	15-Dec
	B,Lynch,D,Bickham,G,Olden,L,Rourke				
16.46.63	St.George Districts	N	2	Sydney	14-Dec
16.47.30	Sydney University 'B'	N	3	Sydney	14-Dec
16.53.90	MUAC	V	3	Melbourne	15-Dec
	D,Spence,M,Tillotson,C,Safstrom,B,Tosso				
16.59.9	University of Queensland	Q	1	Sunshine Coast	9-Mar
	(C.Pease,L,Boosey,N,Hanna,D,Russell)				

**3,000 METRES WALK**

11.50.5	Doug Connolly	N	301082	1	Sydney	24-Feb
11.53.7	Brent Vallance	N	300472	1	Sydney	9-Feb
11.58.2	Connolly			2	Sydney	9-Feb
12.12.20	Adam Rutter	N	241286	1	Hobart	5-Dec
12.14.87	Scott Holloway	VW	221283	1	Nassau	11-Jul
12.20.89	Brad Malcolm	V	070878	1	Melbourne	14-Mar
12.27.16	Shaun Archer	A	100585	2	Hobart	5-Dec
12.36.5	Michael McCagh	W	160486	1	Perth	27-Oct
12.40.53	Troy Sundstrom	N	300581	1	Sydney	6-Jan
12.41.0	Frank Bertei	V	190366	1	Melbourne	4-Apr
12.41.0	Jared Tallent	V	171084	1	Geelong	30-Nov
12.47.5	Shane Pearson	Q	050674	1	Brisbane	12-Nov
12.51.6	Ben Perske	Q	120486	2	Brisbane	12-Nov
12.55.6	Chris Erickson	V	011281	2	Melbourne	4-Apr
indoors						
12.16.56	Lachlan McDonald	V	070379	1	Johnson City	1-Mar

RANKINGS

## Australian Rankings List 2002 (continued...)

### 5,000 METRES WALK

20.27.1	Darren Bown	S	300674	1	Adelaide	4-Jan
20.59.1	Scott Hollaway	W	221283	1	Perth	6-Jan
21.07.58	Duane Cousins	V	130773	1	Melbourne	2-Mar
21.11.70	Jared Tallent	V	171074	2	Melbourne	2-Mar
21.32.17	Adam Rutter	N	241286	2	Hobart	7-Dec
21.39.25	Troy Sundstrom	N	300581	1	Sydney	3-Feb
21.42.9	Liam Murphy	S	050679	2	Adelaide	4-Jan
21.52.5	Michael McCagh	W	160486	1	Perth	16-Nov
21.58.10	Frank Bertei	V	190366	3	Melbourne	2-Mar
22.05.1	Richard Everson	S	070963	1	Adelaide	Mar
22.10.3	Paul van Kopplen	V		1	Melbourne	12-Dec
22.10.68	Mike Harvey	V	051262	4	Melbourne	2-Mar
22.12.9	Chris Erickson	V	011281	2	Melbourne	12-Dec
22.24.70	Mark Donahoo	V	270558	2	Melbourne	26-Mar
22.25.53	Andrew Jamieson	V	130646	4	Melbourne	26-Mar
22.26.68	John Morison	N	080781	2	Sydney	3-Feb
22.26.96	Shaun Archer	A	100585	3	Hobart	7-Dec
22.29.1	Travis Middlemiss	V	290584	3	Melbourne	12-Dec
22.46.3	Aaron Mellor	N	281284	1	Sydney	26-Jan
22.50.2	Tom Barnes	V		3	Melbourne	21-Feb
22.53.0	Michael Beaton-Wells	V		5	Melbourne	19-Mar
22.56.1	Doug Connolly	N	301082	1	Sydney	16-Feb

### 10,000 METRES WALK

38.44.87	Nathan Deakes	V	170877	1	Canberra	8-Feb
39.28.82	Deakes			1	Hobart	9-Mar
40.46.32	Luke Adams	N	221076	2	Canberra	8-Feb
40.56.36	Adams			2	Hobart	9-Mar
41.08.84	Darren Bown	S	300674	3	Canberra	8-Feb
42.27.81	Liam Murphy	S	050679	3	Hobart	9-Mar
42.31.05	Duane Cousins	V	130773	4	Canberra	8-Feb
43.35.95	Scott Hollaway	W	221283	6	Canberra	8-Feb
43.36.03	Jared Tallent	V	171084	7	Canberra	8-Feb
44.20.0	Adam Rutter	N	241286	1	Sydney	5-Nov
45.27.53	Frank Bertei	V	190366	8	Canberra	8-Feb
46.53.4	Richard Everson	S	070963	1	Adelaide	Mar

### 20KM WALK

1:21.07.0	Nathan Deakes	V	170877	1	Zapopan	23-Mar
1:23.36.0	Deakes			1	Brisbane	14-Apr
1:23.56.0	Luke Adams	N	221076	2	Brisbane	14-Apr
1:25.35.0	Deakes			1	Manchester	28-Jul
1:26.03.0	Adams			2	Manchester	28-Jul
1:27.21.0	Darren Bown	S	300674	-	Melbourne	4-Aug
1:27.34.0	Bown			3	Brisbane	14-Apr
1:28.44.0	Duane Cousins	V	130773	4	Brisbane	14-Apr
1:28.53.0	Troy Sundstrom	N	300581	1	Melbourne	30-Jun
1:30.24.0	Liam Murphy	S	050679	5	Brisbane	14-Apr
1:34.06.0	Frank Bertei	V	190366	2	Ballarat	1-Sep
1:34.41.0	Chris Erickson	V	011281	3	Melbourne	30-Jun
1:34.43.0	Brent Vallance	N	300472	=6	Brisbane	14-Apr
1:35.38.0	Mark Donahoo	V	270558	4	Melbourne	30-Jun
1:35.39.0	Andrew Jamieson	V	130646	1	Melbourne	5-May
1:39.15.0	Mike Harvey	V	051262	-	Melbourne	5-May
1:40.21.0	Jared Tallent	V	171074	1	Melbourne	4-Aug
1:40.28.0	Richard Everson	S	070963	-	Melbourne	4-Aug
1:42.27.0	Travis Middlemiss	V	290584	2	Melbourne	4-Aug
1:42.39.0	Shane Pearson	Q	260472	9	Brisbane	14-Apr

### 30KM WALK

2:13.47.0	Darren Bown	S	300674	1	Melbourne	4-Aug
2:15.59.0	Bown			1	Nowra	18-Aug
2:17.33.0	Liam Murphy	S	050679	-	Melbourne	5-May
2:17.33.0	Luke Adams	N	221076	-	Melbourne	5-May
2:19.48.0	Duane Cousins	V	130773	-	Melbourne	5-May
2:29.29.0	Frank Bertei	V	190366	2	Melbourne	4-Aug
2:36.33.0	Mike Harvey	V	051262	-	Melbourne	5-May
2:38.36.0	Richard Everson	S	070963	3	Melbourne	4-Aug

**50KM WALK**

3:52.40.0	Nathan Deakes	V	170877	1	Manchester	30-Jul
3:55.20.0	Liam Murphy	S	050679	1	Melbourne	5-May
3:56.45.0	Murphy			15	Turin	13-Oct
3:59.27.0	Duane Cousins	V	130773	2	Melbourne	5-May
4:04.03.0	Luke Adams	N	221076	3	Melbourne	5-May
4:07.08.0	Adams			29	Turin	13-Oct
4:09.59.0	Cousins			4	Manchester	30-Jul
4:12.19.0	Cousins			37	Turin	13-Oct
4:12.21.0	Darren Bown	S	300674	38	Turin	13-Oct
4:19.28.0	Frank Bertei	V	190366	5	Melbourne	5-May
4:42.10.0	Mike Harvey	V	051262	6	Melbourne	5-May
4:58.15.0	Peter Bennett	Q	111165	1	Brisbane	14-Jul

**HIGH JUMP**

2.25	Nick Moroney	N	030872	1	Sydney	10-Feb
2.24	Moroney			1	Sydney	2-Feb
2.22	Moroney			1	Newcastle	23-Feb
2.22	Moroney			1	Perth	16-Mar
2.22	Moroney			1	Brisbane	13-Apr
2.22	Joshua Lodge	N	140981	2	Brisbane	13-Apr
2.20	Moroney			1	Darwin	28-Jun
2.20	Moroney			4	Manchester	29-Jul
2.19	Moroney			1	Melbourne	7-Mar
2.19	Lodge			2	Perth	16-Mar
2.19	Jarrad Pozzi	W	290775	3	Perth	16-Mar
2.19	Dane Richter	W	060181	1	Perth	27-Mar
2.16	James Watson	N	230185	1	Nassau	11-Jul
2.15	Mark Taylor	N	290580	3	Sydney	2-Feb
2.15	Michael Hamlyn-Harris	N	131176	1	Sydney	23-Nov
2.12	John Thornell	N	220485	2	Caen	2-Jun
2.12	David Partridge	N	290880	1	Sydney	9-Nov
2.11	Dan O'Connell	Q	140983	1	Brisbane	17-Feb
2.10	Luke Russell	N	270679	2	Sydney	5-Jan
2.10	Ron Garlett	S	181279	2	Canberra	22-Jan
2.10	Tim Forsyth	V	170873	4	Sydney	10-Feb
2.10	Keith Elliott	N	230382	5	Newcastle	23-Feb
2.10	Glen Trenton	Q	150179	=5	Brisbane	13-Apr
2.08	David Baskin	V	250686	1	Hobart	7-Dec
2.07	Bruce Kupfer	Q	120385	5	Caen	2-Jun
2.06	Ewan Haldane	V	290382	1	Melbourne	26-May
2.06	Daniel Lawton	N	090285	1	Sydney	6-Sep
2.05	Glen Morante	N	130672	3	Sydney	6-Jan
2.05	Nathan Das Gupta	W	290886	1	Perth	2-Feb
2.05	Alan Ballard	W	040179	1	Perth	3-Feb
2.05	Scott Ferrier	V	120674	2	Melbourne	14-Feb
2.04	Shannon Craddock	N	131180	3	Sydney	9-Nov
2.03	Jason Quelch	N	120277	dec	Sydney	5-Jan
2.03	Josh Gallimore	N	140384	1	Sydney	24-Feb
2.03	Darrrell Muzyczka	N	030780	dec	Brisbane	11-Apr
2.02	Gerard Solden	N	010185	3	Adelaide	23-Mar
2.01	Jarratt Horton	T	090384	1	Hobart	2-Feb
2.00	Tom Donovan	V	170382	2	Melbourne	31-Jan
2.00	David James	Q	290383	=2	Brisbane	17-Feb
2.00	Cameron Orth	Q	210483	2	Brisbane	22-Mar
2.00	Brodie Carter	V	040184	3	Brisbane	12-Apr
2.00	Nathan Roberts	S	170286	1	Adelaide	10-Apr
2.00	Anders Black	Q	110679	dec	Brisbane	11-Apr
2.00	Erik Surjan	W	220683	mult	Brisbane	11-Apr
2.00	Kholan Hayes	Q	180781	1	Townsville	5-Oct
2.00	Glen Martin	Q	'84	1	Brisbane	8-Nov
2.00	Steven Youd	T	021183	1	Hobart	16-Nov
2.00	James Dickson	Q	311085	1	Brisbane	22-Nov

**POLE VAULT**

5.80	Viktor Chistiakov	S	090275	1	Naimette	27-Aug
5.80	Chistiakov			2	Berlin	6-Sep
5.77	Chistiakov			1	Adelaide	23-Mar

**RANKINGS**

## Australian Rankings List 2002 (continued...)

5.75	Paul Burgess	W	140879	1	Perth	10-Mar
5.70	Burgess			1	Perth	13-Jan
5.70	Burgess			1	Perth	16-Mar
5.70	Chistiakov			2	Perth	16-Mar
5.70	Chistiakov			5	Lausanne	2-Jul
5.70	Burgess			2	Manchester	30-Jul
5.70	Chistiakov			6	Brussels	30-Aug
5.65	Dmitri Markov	W	140375	2	Kalamata	1-Jun
5.65	Chistiakov			6	Monaco	19-Jul
5.40	Alex Miroshnichenko (Rus)	Q	280978	1	Canberra	22-Jan
5.35	Steve Hooker	V	160782	1	Melbourne	26-Oct
5.30	Luke Vedelago	Q	130680	4	Perth	16-Mar
5.10	Pascal Couturier (Fra)	A		3	Canberra	8-Feb
5.00	Craig Schulstad	N	290475	1	Sydney	2-Feb
4.90	Tim MacDermott	S	250883	1	Adelaide	14-Dec
4.85	Matt McEwen	Q	161071	dec	Manchester	28-Jul
4.80	Tim Steven	V	250979	1	Melbourne	12-Jan
4.80	Scott Dziubinski	A	170382	2	Sydney	9-Mar
4.80	Scott Ferrier	V	120674	dec	Brisbane	12-Apr
4.80	Simon Arkell	S	010766	1	Adelaide	2-Nov
4.75	David Jacobs	V	020979	8	Baton Rouge	21-Apr
4.75	Tom Mansfield	S	140783	1	Adelaide	9-Nov
4.70	Ben Blair	Q	300775	3	Brisbane	5-Apr
4.60	Howard Arbutnot	Q	290867	3	Brisbane	11-Jan
4.60	Aidan Dziubinski	A	200879	3	Canberra	22-Jan
4.60	Kyle Ferreira	V	020585	4	Melbourne	21-Sep
4.60	Max Wischenko (Rus)	V		2	Melbourne	21-Sep
4.60	James Filshie	V	110581	3	Melbourne	21-Sep
4.50	Joel Glover	S	301184	1	Brisbane	13-Apr
4.50	Warren Evans	Q	240272	1	Melbourne	11-Oct
4.45	Joel Pocklington	V	120486	2	Melbourne	6-Apr
4.45	Ozgur Begen (Tur)	V	181175	3	Melbourne	6-Apr
4.40	Leon D'Onofrio	V	190575	1	Melbourne	10-Jan
4.40	Andrew Vearing	W	201172	2	Perth	24-Feb
4.40	Matt McDowall	W	021081	2	Perth	7-Apr
4.40	Tim Pollard	V	011085	1	Melbourne	14-Nov
4.30	Vince Anderson	V	011180	3	Ballarat	19-Jan
4.30	Matthew Ujma	V	230179	1	Melbourne	31-Jan
4.30	Alex Mason	Q	030481	dec	Brisbane	12-Apr
4.30	Nathan Baart	Q	151181	2	Gold Coast	23-Nov
4.20	Cameron Baker	V	031177	5	Melbourne	2-Mar
4.20	Kyle McCarthy	Q	230182	4	Brisbane	5-Apr
4.20	Rohan Walker	A	220180	dec	Brisbane	12-Apr
4.20	Todd Muller	N	130280	1	Sydney	2-Nov
4.20	Anthony Simons	S	051087	1	Adelaide	16-Nov
4.20	Stephen Cain	V	230784	1	Hobart	7-Dec
4.15	Brett Jacobson	V	270277	4	Ballarat	19-Jan
4.15	Nick Foley	V	190669	6	Ballarat	19-Jan
4.10	Phillip Tracey	N	110185	1	Sydney	3-Mar
4.10	Scott Burriss	N	030383	1	Canberra	17-Mar
4.10	Anders Black	Q	110679	6	Brisbane	5-Apr
4.05	Jason Stevens	S	060877	2	Adelaide	9-Feb
indoors						
4.80	Simon Arkell	S	010766	8	Reno	12-Jan
4.65	David Jacobs	V	020979	6	Houston	9-Feb

### LONG JUMP

7.94	+0.2	Tim Parravicini	A	250481	1	Brisbane	14-Apr
7.82	+1.4	Shane Hair	W	241075	qual	Brisbane	13-Apr
7.82	+2.0	Parravicini			1	Darwin	22-Jun
7.80	+1.5	Parravicini			3	Melbourne	7-Mar
7.78	+1.6	John Thornell	N	220485	-	Melbourne	7-Mar
7.78	+0.0	Jai Taurima	A	260672	1	Canberra	28-Mar
7.77	+1.5	Parravicini			2	Canberra	28-Mar
7.76	+0.7	Parravicini			1	Canberra	8-Feb
7.74	+1.8	Nabil Adamou (Alg)	N	080475	-	Newcastle	23-Feb
7.74	-0.8	Fabrice Lapiere	N	171083	2	Kingston	18-Jul
7.74	+0.3	Parravicini			qual	Manchester	30-Jul

7.61	+1.2	Leigh Stuart	V	020171	-	Melbourne	3-Mar
7.56	+1.0	Idika Uduma (Ngr)	S	121282	qual	Brisbane	13-Apr
7.55	+0.0	Peter Parsons	N	111280	3	Brisbane	14-Apr
7.50	+0.0	Matt Gardiner	Q	140480	qual	Brisbane	13-Apr
7.48	+0.4	Richard Allan	Q	011279	5	Brisbane	14-Apr
7.46	-0.5	Ryan Bennett	Q	071281	6	Brisbane	14-Apr
7.43	+0.9	Scott Crowe	A	071083	1	Canberra	17-Mar
7.42	+0.4	Robert Stevens	V	261082	qual	Brisbane	13-Apr
7.38	+1.1	John Parrangi	V	170378	3	Melbourne	3-Mar
7.35	-0.1	Scott Ferrier	V	120674	5	Manchester	27-Jul
7.29	+0.6	Matt Woodruff	V	010480	5	Melbourne	3-Mar
7.22	+0.0	Brett Moxey	Q	230883	4	Brisbane	12-Apr
7.20	+0.7	Graham Richards	W	090572	1	Perth	20-Jan
7.20	+0.0	Andrew Curtis	Q	231279	1	Brisbane	20-Dec
7.18	-2.0	John Steffensen	W	300882	3	Perth	2-Feb
7.17		Erik Surjan	W	220683	1	Canberra	22-Jan
7.17	+1.5	Todd Anderson	V	290982	2	Geelong	30-Nov
7.15	+1.0	Tim Blair	W	200573	1	Perth	27-Jan
7.15		Damien Nicholls	S	111079	1	Adelaide	6-Dec
7.14	+1.1	Alan Ballard	W	040179	4	Perth	2-Feb
7.12	+0.0	Carl Morehouse	V	180284	5	Brisbane	12-Apr
7.09	-0.1	Bruce Kupfer	Q	120385	1	Brisbane	24-Oct
7.07	-0.8	Matt McEwen	Q	161071	dec	Manchester	27-Jul
7.05		Kevin Beams	V	030683	1	Melbourne	23-Nov
7.05	+1.5	Brett Eaton	W	240284	2	Perth	8-Dec
7.05	-0.6	Alex Mason	Q	030481	2	Brisbane	20-Dec
7.03	+1.5	Phillip Bessell	T	140780	1	Hobart	20-Jan
7.00	+1.8	Robert Lund	Q		1	Brisbane	2-Feb
7.00	+1.4	Andrew Cameron	Q	010181	2	Adelaide	3-Oct
wind-assisted							
8.00	+3.3	Tim Parravicini	Q	250481	1	Perth	16-Mar
7.87	+2.7	John Thornell	N	220485	1	Melbourne	7-Mar
7.82	+3.1	Nabil Adamou (Alg)	N	080475	2	Melbourne	7-Mar
7.71	+2.4	Peter Parsons	N	111280	3	Newcastle	23-Feb
7.65	+2.1	Leigh Stuart	V	020171	1	Melbourne	3-Mar
7.53		Nick Moroney	N	030872	1	Newcastle	20-Jan
7.49	+3.6	Graham Richards	W	090572	5	Perth	16-Mar
7.44	+2.5	Scott Ferrier	V	120674	5	Newcastle	23-Feb
7.43	+3.4	Andrew Curtis	Q	231279	7	Newcastle	23-Feb
7.37	+3.8	Richard Allan	Q	011279	qual	Brisbane	13-Apr
7.35	+2.4	Erik Surjan	W	220683	6	Perth	16-Mar
7.34	+6.5	Alan Ballard	W	040179	7	Perth	16-Mar
7.33		Michael Perry	N	300977	2	Newcastle	20-Jan
7.32	+2.4	Josh Ferguson	Q	180280	2	Canberra	22-Jan
7.28	+2.5	John Steffensen	W	300882	3	Perth	9-Feb

**TRIPLE JUMP**

16.84	+0.2	Andrew Murphy	N	181269	1	Canberra	16-Mar
16.77	+0.5	Murphy			1	Canberra	8-Feb
16.73	+1.6	Murphy			7	Stockholm	17-Jul
16.62	+2.0	Murphy			1	Melbourne	7-Mar
16.56	+2.0	Murphy			7	Sheffield	30-Jun
16.53	+0.2	Murphy			1	Brisbane	13-Apr
16.53	+1.2	Murphy			1	Hiroshima	29-Apr
16.48	+0.2	Murphy			-	Newcastle	23-Feb
16.46	+1.8	Murphy			-	Sydney	3-Feb
16.46	+0.2	Jacob McReynolds	N	081278	2	Canberra	8-Feb
16.46	+0.4	McReynolds			2	Brisbane	13-Apr
16.19	+0.0	Josh Ferguson	Q	180280	3	Brisbane	13-Apr
16.08	+1.9	Michael Perry	N	300977	-	Newcastle	23-Feb
15.92	+1.8	Tim Barnes	N	180168	4	Sydney	3-Feb
15.69	+0.0	Ben Castle	W	190382	5	Brisbane	13-Apr
15.57	+2.0	Peter Parsons	N	111280	1	Adelaide	2-Oct
15.45	+0.0	Gavin Manhoran	Q	040980	2	Adelaide	2-Oct
15.39	+0.0	Shaun Fletcher	Q	090682	3	Adelaide	2-Oct
15.38	+1.1	Alex Stewart	N	200881	4	Adelaide	2-Oct
15.35		Simon Jacotine	V	131070	1	Melbourne	9-Feb
15.27	+0.9	Marat Safulin (Rus)	S	030475	5	Adelaide	23-Mar

RANKINGS



## Australian Rankings List 2002 (continued...)

15.23	-0.9	Stephen Foster	N	101277	qual	Brisbane	12-Apr
15.18		Kajtech Kielich	N	310880	2	Sydney	9-Feb
14.99	+0.5	Phil Rickaby	N	201083	1	Sydney	5-Apr
14.96	+1.1	Viktor Chistiakov	S	090275	9	Madrid	21-Sep
14.94		Alwyn Jones	S	280285	1	Adelaide	11-May
14.92	+1.6	Andrew Lock	S	020380	6	Adelaide	23-Mar
14.85	+1.9	Greg Wiencke	N	210476	-	Canberra	8-Feb
14.79	+1.9	Geoff Davies	N	261184	1	Sydney	2-Nov
14.63	+0.6	Daniel Sumpton	N	300981	5	Adelaide	2-Oct
14.63	+0.9	Andrew Johnston	V	291181	1	Melbourne	21-Nov
14.61	+0.0	Patrick Coleman	T	190185	1	Hobart	7-Dec
14.57	+1.0	Matthew Woodruff	V	010480	2	Perth	21-Dec
14.44	+1.4	Llanley Crowder	N	311066	-	Sydney	3-Feb
14.43	-0.9	Paddy O'Donoghue	N	011086	2	Hobart	7-Dec
14.37	+0.0	Ben King	V	310583	4	Brisbane	11-Apr
14.35	+0.0	Paul Groves	V	110981	7	Adelaide	2-Oct
14.32	+0.0	Mark Howard	N	160585	2	Hobart	5-Dec
14.28		Josh Gallimore	N	140384	2	Newcastle	19-Jan
14.24	+0.0	Darren Boulet	N	110385	3	Hobart	7-Dec
14.18	+0.0	Nadika Ratnayake (Sri)	V	120473	2	Melbourne	2-Mar
14.17	-0.3	John Thornell	N	220485	1	Sydney	12-Jan
14.17	+1.5	Matthew Crockford	V	140783	3	Melbourne	21-Feb
14.10	+0.4	Leigh Stuart	V	020171	-	Melbourne	21-Nov
14.07	+1.2	Vayios Koudoumakis	W	191184	1	Perth	9-Feb
14.03	-0.4	Dwain Weyers	Q	220286	1	Christchurch	14-Dec
14.02	-0.7	Phillip Bessel	T	140780	1	Hobart	22-Jan
wind-assisted							
16.74	+5.1	Jacob McReynolds	N	081278	1	Newcastle	23-Feb
16.42	+3.6	Josh Ferguson	Q	180280	3	Newcastle	23-Feb
16.29	+3.7	Michael Perry	N	300977	4	Newcastle	23-Feb
15.33	+2.5	Marat Safulin (Rus)	S	030475	5	Melbourne	7-Mar
15.09	+3.1	Greg Wiencke	N	210476	6	Canberra	8-Feb
14.94	+4.4	Daniel Sumpton	N	300981	6	Sydney	3-Feb
14.89	+2.9	Patrick Coleman	T	190185	1	Hobart	2-Nov
14.85	+3.7	Vayios Koudoumakis	W	191184	1	Perth	14-Dec
14.74	+3.9	Llanley Crowder	N	311066	7	Sydney	3-Feb
14.71	+3.3	Phillip Bessel	T	140780	2	Hobart	16-Nov
14.63	+2.4	Leigh Stuart	V	020171	2	Melbourne	21-Nov
<b>SHOT PUT</b>							
20.91		Justin Anlezark	Q	140877	1	Manchester	31-Jul
20.77		Anlezark			2	Madrid	20-Sep
20.26		Anlezark			5	Portland	18-May
20.23		Anlezark			1	Darwin	23-Jun
20.14		Anlezark			2	Szombathely	16-Jul
20.08		Anlezark			1	Varazdin	6-Jul
20.01		Anlezark			5	Eugene	25-May
19.90		Anlezark			1	Brisbane	3-Feb
19.89		Anlezark			6	Zagreb	8-Jul
19.82		Anlezark			1	Melbourne	7-Mar
19.76		Anlezark			1	Perth	16-Mar
19.63		Anlezark			3	Szombathely	14-Jul
19.63		Anlezark			1	Bangor	23-Jul
18.96		Clay Cross	N	261177	2	Brisbane	13-Apr
18.60		Rhys Jones	Q	190381	2	Perth	16-Mar
18.29		Scott Martin	N	121082	2	Canberra	8-Feb
18.27		John Minns	V	310567	1	Geelong	2-Apr
18.00		Stuart Gyngell	N	251163	pent	Melbourne	12-Oct
17.76		Aaron Neighbour	V	021277	1	Melbourne	3-Mar
17.69		Chris Gaviglio	Q	031077	1	Brisbane	5-Apr
17.01		John Meszaros	V	280683	1	Melbourne	16-Nov
16.07		Paul Peulich	V	100984	3	Melbourne	3-Mar
15.51		Aaron Hartney	V	151280	1	Melbourne	9-Feb
15.41		Martin Duriska	V	171080	1	Melbourne	9-Mar
15.39		Gareth Care	N	231083	5	Sydney	22-Mar
15.25		Adam Pinkard	T	271080	4	Monmouth	10-May
15.13		Michael Childs	N	190380	4	Sydney	3-Feb
14.94		Tom Court	Q	061180	1	Adelaide	3-Oct

14.74	Matt Sandford	V	130770	2	Inverness	13-Jan
14.59	Matt McEwen	Q	161071	2	Brisbane	11-Jan
14.58	Scott Ferrier	V	120674	dec	Brisbane	11-Apr
14.49	Jeff Hailey	N	290361	2	Sydney	6-Jan
14.49	Graham Hicks	V	141278	1	Hobart	16-Feb
14.33	Tim Driesen	V	270384	3	Melbourne	26-Mar
14.09	Yohan Amerasekera	V	290972	pent	Melbourne	12-Oct
14.01	Robert Murphy	N	080482	4	Sydney	12-Jan
13.97	Robert Watkins	Q	070184	4	Brisbane	16-Feb
13.88	Daniel East	Q	260882	1	Gold Coast	1-Sep
13.86	Jason Kouggellis	N	241170	1	Brisbane	14-Apr
13.84	Russell Short	V	070569	2	Canberra	16-Mar
13.77	Anders Black	Q	110679	dec	Brisbane	11-Apr
13.77	Tobias Pallett	V	310367	3	Geelong	30-Nov
13.75	Luke Poli	Q	010977	2	Townsville	5-May
13.66	Peter Elvy	N	030680	1	Sydney	23-Nov
13.64	Alex Mason	Q	030481	3	Brisbane	11-Jan
13.61	Craig Furber	V	141272	1	Melbourne	21-Nov
13.60	Jamie Lack	Q	170174	5	Brisbane	16-Feb
indoors						
15.21	Adam Pinkard	T	271080	3	Norman	2-Feb
<b>DISCUSTHROW</b>						
58.22	Scott Martin	N	121082	2	Newcastle	23-Feb
58.22	Aaron Neighbour	V	021277	1	Hobart	9-Mar
58.20	Martin	N		1	Sydney	24-Feb
57.78	Ben Harradine	N	141082	1	Sydney	15-Mar
57.75	Peter Elvy	N	030680	1	Brisbane	12-Apr
57.64	Harradine			1	Sydney	5-Apr
57.54	Harradine			3	Newcastle	23-Feb
57.41	Harradine			1	Canberra	8-Feb
56.94	Harradine			3	Hobart	9-Mar
56.83	Graham Hicks	V	141278	1	Geelong	30-Nov
56.60	Elvy			8	Madrid	21-Sep
56.23	Chris Gaviglio	Q	031077	2	Brisbane	12-Apr
55.60	Matt Brown	V	101180	1	Melbourne	2-Mar
53.83	Tim Driesen	V	270384	1	Adelaide	2-Oct
53.65	Justin Anlezark	Q	140877	2	Brisbane	3-Feb
52.23	Martin Duriska	V	171080	2	Geelong	30-Nov
50.79	Peter Lonsdale	Q	290665	1	Brisbane	22-Nov
50.77	Ronnie Buckley	V	150686	3	Melbourne	12-Dec
50.63	John Ledbrook	N	120379	2	Canberra	15-Mar
49.16	Nick Sawaszenko	N	220282	3	Sydney	15-Mar
48.89	Ben Blanchard	N	110483	4	Sydney	5-Apr
48.71	Stuart Rendell	A	300672	5	Canberra	28-Mar
48.38	Andrew Jarvis	Q	101282	2	Brisbane	22-Nov
47.74	Scott Ferrier	V	120674	10	Newcastle	23-Feb
47.55	Randal Humich	W	141270	1	Perth	1-Dec
47.13	Ian Dille	W	180578	2	Perth	24-Jan
46.63	Michael Gusbeth	V	290182	3	Geelong	30-Nov
46.39	Stuart Gyngell	N	251163	1	Melbourne	9-Oct
46.34	Luke Poli	Q	010977	1	Townsville	5-Oct
46.26	Warren Evans	Q	240272	1	Ipswich	25-Aug
46.20	Yohan Amerasekera	V	290972	1	Melbourne	9-Oct
46.16	Jorg Probst (Sui)	N	200469	4	Sydney	12-Jan
45.85	Sean Carlin	S	291167	1	Adelaide	14-Dec
45.31	Michael Claydon	W	200984	1	Perth	7-Apr
44.68	Aaron Hartney	V	151280	4	Melbourne	4-Apr
44.42	Steven Mugge	S	170177	1	Adelaide	3-Mar
43.90	Paul Ilich	W	181283	2	Perth	17-Feb
43.40	Adam Pinkard	T	271080	7	Fayetteville	13-Apr
43.17	Drew Sayner	V	141078	5	Melbourne	4-Apr
42.69	Matt McEwen	Q	161071	3	Brisbane	11-Jan
42.69	Anders Black	Q	110679	2	Brisbane	22-Mar
42.65	Michael Kandel	N	060883	8	Sydney	3-Feb
42.57	Paul Peulich	V	100984	3	Melbourne	2-Feb
42.47	John Meszaros	V	280683	4	Melbourne	14-Nov
42.44	Jason Dudley	Q	101184	1	Brisbane	12-Oct
42.33	Mark Jansz	V		1	Melbourne	26-Oct
42.25	Tobias Pallett	V	310367	3	Melbourne	9-Nov
42.09	Scott Young	V	190372	4	Melbourne	9-Nov

## Australian Rankings List 2002 (continued...)

### HAMMERTHROW

79.29	Stuart Rendell	A	300672	1	Varazdin	6-Jul
78.80	Rendell			1	Brisbane	12-Apr
78.04	Rendell			7	Szombathely	14-Jul
78.01	Rendell			1	Melbourne	7-Mar
77.68	Rendell			1	Canberra	8-Feb
76.58	Rendell			1	Szombathely	3-Jul
76.49	Rendell			1	Perth	16-Mar
76.39	Rendell			7	Osaka	11-May
76.19	Rendell			1	Sydney	2-Feb
75.38	Rendell			1	Canberra	2-Nov
74.63	Rendell			2	Hobart	9-Mar
74.44	Rendell			4	Szombathely	16-Jul
71.56	Aaron Fish	Q	270281	2	Perth	16-Mar
66.36	Justin McDonald	V	280773	3	Perth	16-Mar
64.70	Darren Billett	S	161179	1	Adelaide	6-Dec
63.72	Michael Gusbeth	V	290182	1	Melbourne	26-Mar
61.25	Paul Peulich	V	180984	6	Brisbane	12-Apr
60.98	Tim Driesen	V	270384	7	Brisbane	12-Apr
59.11	Brad Oborn	N	310578	1	Sydney	16-Nov
58.96	Sean Carlin	S	291167	2	Adelaide	23-Nov
57.22	Mark Dickson	N	241082	2	Sydney	16-Nov
57.03	Fernando Canepa	V	091276	3	Melbourne	2-Mar
56.12	Sergey Zablotski (Rus)	N	030360	1	Sydney	26-Jan
54.25	Ryan Mormul	N	210584	3	Adelaide	1-Oct
53.56	Damon Page	T	021180	1	Mt.Pleasant,USA	3-May
53.44	Ben Curry	Q	291183	9	Brisbane	12-Apr
52.85	Chris Rutty	V	071280	1	Melbourne	23-Feb
52.67	Justin Puopolo	V	191182	3	Melbourne	12-Dec
51.63	Jamie Lack	Q	170174	2	Brisbane	16-Feb
51.15	Ronnie Buckley	V	150686	2	Melbourne	21-Nov
49.45	Jon Harwood	N	010382	3	Sydney	16-Feb
48.95	Michael Ogilvie	N	210283	2	Sydney	4-Aug
48.57	Brad Monk	Q	261263	3	Brisbane	16-Feb
48.34	Stuart Gyngell	N	251163	4	Sydney	26-Jan
46.27	Andrew May	V	291167	6	Melbourne	10-Jan

### JAVELIN THROW

85.69	Andrew Currey	N	070271	1	Canberra	8-Feb
85.52	Currey			1	Wollongong	17-Feb
84.74	Currey			1	Perth	16-Mar
83.97	Currey			1	Melbourne	7-Mar
83.54	Currey			1	Sydney	5-Apr
81.46	Currey			1	Brisbane	13-Apr
81.23	Currey			1	Sydney	2-Feb
81.05	Currey			1	Sydney	10-Feb
80.93	Currey			1	Adelaide	23-Mar
80.50	Currey			2	Varazdin	6-Jul
80.18	Currey			1	Darwin	23-Jun
79.52	William Hamlyn-Harris	N	140178	2	Canberra	8-Feb
77.60	Andrew Hall	W	280982	1	Bedford	8-Aug
76.91	Daniel Kratzmann	Q	190281	1	Brisbane	11-Jan
76.37	Nick Bennett	N	010682	3	Sydney	5-Apr
73.31	Jarrood Bannister	Q	031084	4	Kingston	21-Jul
71.75	Oliver Dziubak	W	300382	5	Canberra	8-Feb
70.01	Damien Kelly	Q	010681	1	Brisbane	22-Nov
69.45	Josh Robinson	Q	041085	7	Brisbane	13-Apr
68.61	Ben Baker	N	190183	1	Newcastle	27-Oct
66.38	Chris Jessup	N	120981	2	Newcastle	27-Oct
65.25	Brett Castle	V	261184	1	Hobart	6-Dec
64.93	Andrew Ratawa (Fij)	V	120672	1	Melbourne	21-Feb
63.48	Adam Becis	S	181082	1	Adelaide	2-Mar
63.43	Dominic Greaves	Q		2	Brisbane	20-Dec
63.12	Phillip Benn	V	250382	1	Ballarat	19-Jan
62.69	Steven Youd	T	021183	3	Brisbane	11-Apr
62.16	Ben Kirkby	N	250284	1	Sydney	2-Feb
62.13	Nick Baltas	V	200270	1	Melbourne	7-Jan
61.12	Aaron Cooke	N	130185	3	Sydney	2-Feb

60.83	Andrew Martin	V	120580	1	Melbourne	26-Mar
60.79	Warren Evans	Q	240272	1	Melbourne	7-Oct
60.70	Kyle McCarthy	Q	230182	dec	Brisbane	12-Apr
60.19	Darrell Muzyczka	N	030780	dec	Brisbane	12-Apr
60.05	Richard Brockett	Q	250575	3	Brisbane	20-Dec
59.98	Graham Hicks	V	141278	5	Ballarat	19-Jan
59.94	Sam Hanzel	NT	021084	6	Brisbane	11-Apr
59.91	Matt McEwen	Q	161071	dec	Manchester	28-Jul
59.29	Sean Betland	N	131179	3	Sydney	20-Jan
58.69	Michael Mullarvey	T	280672	2	Melbourne	7-Oct
58.04	Jarrad Jones	NT	120283	8	Brisbane	11-Apr

**DECATHLON**

7,888	Scott Ferrier	V	120674	1	Brisbane	12-Apr
	(11.05,7.31m,14.58m,2.00m,50.41,14.79,44.61m,4.80m,52.86m,4.41.19)					
7,724	Matt McEwen	Q	161071	2	Brisbane	12-Apr
	(10.94,7.00m,13.94m,1.91m,49.25,15.31,41.94m,4.80m,57.69m,4.41.52)					
7,695	McEwen				Manchester	28-Jul
	(11.12,7.07m,14.05m,1.91m,49.64,15.21,39.15m,4.85m,59.91m,4.42.68)					
7,210	Darrell Muzyczka	N	030780	3	Brisbane	12-Apr
	(11.16,6.87m,11.73m,2.03m,49.58,15.46,36.70m,3.60m,60.19m,4.36.22)					
7,201	Kyle McCarthy	Q	230182	4	Brisbane	12-Apr
	(11.55,6.71m,12.67m,1.94m,50.19,15.92,40.31m,4.10m,60.70m,4.36.05)					
6,886	Alex Mason	Q	030481	5	Brisbane	12-Apr
	(11.02,6.33m,13.32m,1.94m,50.74,15.50,34.43m,4.30m,44.75m,4.53.28)					
6,836	Rohan Walker	A	220180	6	Brisbane	12-Apr
	(11.31,6.59m,11.13m,1.88m,49.72,15.86,35.17m,4.20m,45.86m,4.32.22)					
6,784	David O'Toole	T	071181	7	Brisbane	12-Apr
	(11.53,6.47m,11.75m,1.97m,51.71,16.35,36.35m,4.00m,51.81m,4.32.92)					
6,689	Jason Dudley	Q	101184	1	Melbourne	15-Dec
	(11.98,6.85m,13.02m,1.87m,52.76,15.68,39.80m,3.80m,55.40m,5.01.90)					
6,688	Ashley Howlett	T	081078	8	Brisbane	12-Apr
	(11.63,6.71m,11.97m,1.85m,52.71,16.87,35.94m,3.90m,56.07m,4.27.92)					
6,638	Matt McDowall	V	021081	9	Brisbane	12-Apr
	(11.30,6.37m,12.51m,1.88m,53.56,15.76,36.49m,4.20m,44.94m,4.46.05)					
6,515	Jason Quelch	N	120277	1	Sydney	6-Jan
	(11.67,6.91m,12.73m,2.03m,53.64,18.15,36.59m,3.80m,56.05m,5.06.6)					
6,488	Anders Black	Q	110679	2	Brisbane	26-May
	(11.52,6.80m,13.48m,1.82m,53.21,15.71,40.16m,3.90m,41.85m,5.17.03)					
6,284	Adrian Finch	T	141182	2	Launceston	15-Dec
	(12.03,6.22m,11.65m,1.84m,52.09,15.83,35.35m,3.80m,46.37m,4.45.04)					
6,269	Nick Foley	V	190669	2	Melbourne	15-Dec
	(12.12,6.36m,11.79m,1.78m,52.68,16.61,35.22m,4.10m,47.07m,4.44.55)					
6,181	Richard Allan	Q	011279	2	Adelaide	3-Oct
	(11.30,6.88m,11.31m,1.91m,51.41,17.62,31.76m,3.80m,47.84m,5.33.36)					
6,046	James Russell	N	290482	13	Brisbane	12-Apr
	(11.63,6.38m,9.87m,1.82m,52.38,18.51,33.02m,3.90m,54.97m,4.58.33)					
5,916	Nathan Baart	Q	151181	3	Brisbane	3-Feb
5,899	Torin Philpott	T	090581	3	Adelaide	3-Oct
5,896	Vince Anderson	V	011180	14	Brisbane	12-Apr
	(12.05,6.04m,9.65m,1.82m,55.01,17.09,29.80m,4.20m,48.32m,4.46.54)					
5,826	Ben Turner	Q	170881	4	Adelaide	3-Oct
5,707	Mark Arden	N	011179	3	Sydney	6-Jan
	(11.50,6.08m,11.95m,1.73m,51.42,19.42,34.78m,3.10m,48.90m,5.06.9)					
5,698	Jason Stevens	S	060877	15	Brisbane	12-Apr
	(12.14,5.41m,11.58m,1.76m,53.40,17.28,34.60m,3.80m,37.58m,4.44.58)					
5,695	Sean Betland	N	131179	4	Sydney	6-Jan
	(12.25,6.44m,11.35m,1.70m,54.59,18.35,25.36m,3.90m,58.73m,5.09.2)					
5,648	Shane Kelly	V		3	Melbourne	15-Dec
	(12.18,5.88m,12.05m,1.75m,53.66,17.05,34.42m,3.70m,29.77m,4.49.63)					
5,620	Jonathan Adey	S	200982	10	Gainesville	28-Mar
5,523	Justin Hanrahan	V		4	Melbourne	15-Dec
	(12.34,6.24m,11.32m,1.72m,53.94,18.00,33.90m,3.40m,42.61m,5.05.50)					
5,357	Cameron Baker	V	031177	16	Brisbane	12-Apr
	(11.67,5.99m,7.53m,1.70m,51.12,18.25,23.85m,4.10m,36.77m,5.06.40)					
5,222	Luke Errington	S	221177	2	Adelaide	13-Jan
5,164	Chris Brooks	S	300883	3	Adelaide	13-Jan
5,083	Darrin Norwood	Q		4	Brisbane	3-Feb

## Australian Rankings List 2002 (continued...)

### WOMEN

#### 100 YARDS

10.99	-0.2	Fiona Cullen	Q	310879	1	Brisbane	3-Feb
-------	------	--------------	---	--------	---	----------	-------

#### 100 METRES

11.21	+1.6	Gloria Kemasoude (Ngr)	N	301279	1	Canberra	21-Dec
11.33	+0.5	Lauren Hewitt	V	251178	1	Canberra	8-Feb
11.35	+0.8	Kemasoude			1	Sydney	2-Feb
11.38	+1.7	Sharon Cripps	Q	290677	1	Darwin	22-Jun
11.40	+0.9	Hewitt			1	Brisbane	12-Apr
11.41	+0.8	Cripps			2	Sydney	2-Feb
11.42	-1.1	Hewitt			1	Sydney	26-Jan
11.43	+1.7	Hewitt			7	Zurich	16-Aug
11.45	+0.5	Cripps			2	Canberra	8-Feb
11.45	+0.9	Kemasoude			2	Brisbane	12-Apr
11.45	+1.3	Cripps			1	Szombathely	16-Jul
11.45	+0.2	Hewitt			4	Rome	17-Jul
11.45	+0.8	Hewitt			5s	Manchester	27-Jul
11.53	+1.7	Jodi Lambert	W	010970	2	Darwin	22-Jun
11.54	+2.0	Sarah Mullan	N	080975	3h	Budapest	12-Jul
11.63	+0.4	Melanie Kleeberg	Q	271281	2	Darwin	15-Jun
11.65	+1.9	Elly Hutton	V	020676	3	Canberra	8-Feb
11.70	+1.1	Mindy Slomka	N	020580	1	Taraniki	21-Jan
11.70	+0.8	Bindee Goon Chew	Q	050375	3h	Brisbane	16-Feb
11.70	+1.8	Nicole Apps	N	070276	1	Sydney	2-Mar
11.71	+1.8	Rachael Jackson	N	230376	2	Sydney	2-Mar
11.74		Jacinta Boyd	Q	100286	1	Brisbane	13-Oct
11.75	+0.8	Amy Harris	Q	071080	7	Sydney	2-Feb
11.75	+1.8	Jacquie Munro	N	041081	4	Sydney	2-Mar
11.80	+1.3	Fiona Cullen	Q	310879	1h	Brisbane	16-Feb
11.82	+1.8	Rebecca Sadler	Q	120678	1	Canberra	8-Feb
11.83	+1.1	Michelle Cutmore	Q	200386	1	Brisbane	13-Apr
11.86	+0.0	Tameika Johnson	T		1	Hobart	16-Feb
11.88	+1.8	Katerina Dressler	V	210981	3	Canberra	8-Feb
11.89	+1.3	Gemma Bright	Q	030782	2h	Brisbane	16-Feb
11.89	+0.4	Bronwyn Thompson	Q	290178	3	Darwin	15-Jun
11.90	+1.1	Alicia Spencer	N	300683	2	Brisbane	13-Apr
11.92	+1.8	Ebony Cope	W	091282	4	Canberra	8-Feb
11.94	+1.8	Anne Deller	V	310174	5	Canberra	8-Feb
11.94		Melissa Kay	T	100178	1	Penguin	23-Feb
11.94	+1.1	Kylie Bent	W	111285	3	Brisbane	13-Apr
11.95	+1.4	Anne-Marie Mouri-Nkeng (Cmr)	S	301175	6	Adelaide	23-Mar
11.95	+0.5	Sally McLellan	Q	190986	1	Hobart	8-Dec
12.00	+1.9	Kristie-Lee Casey	N	070478	6h	Canberra	8-Feb
12.00	+1.1	Josephine Ngaluafe	Q	110183	4	Brisbane	13-Apr
12.01	+1.4	Andrea Sparrow	S	010479	2	Adelaide	15-Mar
12.01	+0.9	Sally McLellan	Q	190986	1	Brisbane	26-Oct
12.03	1.8	Marcia Dorsett (Bah)	N		5	Sydney	2-Mar
12.04	+1.1	Prue Robertson	N	070883	5	Brisbane	13-Apr
12.05	+1.8	Merryn Aldridge	N	150282	6	Sydney	2-Mar
12.05	+1.0	Casey Cunningham	N	020583	1h	Adelaide	1-Oct
12.08		Morgan Whiley	T	030984	1	Penguin	9-Feb
12.12	-1.1	Stephanie Price	N	170772	7	Sydney	26-Jan
12.12	+0.8	Pip Kehoe	Q	260285	4h	Brisbane	16-Feb
12.14	+1.2	Rebecca Negus	Q	110485	1	Brisbane	26-Oct
12.20	+0.9	Kelly-Anne Bloxham	N	270279	4	Sydney	16-Nov
wind-assisted							
11.43	+3.6	Rachael Jackson	N	230376	1h	Canberra	16-Mar
11.48	+3.8	Jodi Lambert	W	010970	1h	Perth	16-Mar
11.51	+2.1	Melanie Kleeberg	Q	271281	3	Darwin	28-Jun
11.61	+2.6	Nicole Apps	N	070276	1h	Canberra	16-Mar
11.62	+3.8	Ebony Cope	W	091282	h	Perth	16-Mar
11.69	+2.1	Fiona Cullen	Q	310879	1	Brisbane	16-Feb
11.71	+2.7	Jacquie Munro	N	041081	3	Hiroshima	29-Apr
11.79	+2.2	Rebecca Sadler	Q	120678	3h	Canberra	8-Feb
11.80	+2.1	Gemma Bright	Q	030782	4	Brisbane	16-Feb
11.80	+3.6	Merryn Aldridge	N	150282	2h	Canberra	16-Mar

mixed race						
11.77 +1.6	Ebony Cope	W	091282	mix	Perth	24-Feb
manual						
11.4 +0.8	Jodi Lambert	W	010970	1	Perth	9-Jun
11.7 +0.5	Sandra Porter	V	250482	1	Melbourne	19-Feb
11.8 -0.8	Anne Deller	V	310174	1	Melbourne	10-Jan
11.8 -1.1	Rosina Dick	V	220176	2	Melbourne	10-Jan
wind-assisted						
11.0 +5.8	Jodi Lambert	W	010970	1	Perth	16-Mar
11.0 +5.8	Sharon Cripps	Q	290677	2	Perth	16-Mar
11.3 +5.8	Ebony Cope	W	091282	3	Perth	16-Mar
11.5 +5.8	Kylie Bent	W	111285	4	Perth	16-Mar
11.6 +5.8	Kylie Wheeler	W	170180	5	Perth	16-Mar
<b>200 METRES</b>						
22.69 +0.0	Lauren Hewitt	V	251178	3	Manchester	29-Jul
22.90 +0.7	Hewitt			3	Zagreb	8-Jul
22.91 +1.2	Hewitt			1	Brisbane	13-Apr
22.95 -0.3	Hewitt			2	Madrid	3-Jul
22.97 +1.5	Sharon Cripps	Q	290677	1	Szombathely	14-Jul
23.04 +0.0	Cripps			7	Manchester	29-Jul
23.09 +0.1	Hewitt			1	Darwin	9-Jun
23.09 +0.0	Gloria Kemasoude (Ngr)	N	301279	1	Canberra	21-Dec
23.13 +0.1	Hewitt			1h	Manchester	28-Jul
23.18 -1.0	Hewitt			1	Hobart	9-Mar
23.20 -1.1	Hewitt			1	Melbourne	7-Mar
23.41 +0.9	Jodi Lambert	W	010970	1	Adelaide	23-Mar
23.44 +1.5	Melanie Kleeberg	Q	271281	4	Szombathely	14-Jul
23.64 -1.1	Cathy Freeman	V	160273	4	Melbourne	7-Mar
23.67 +1.2	Sarah Mullan	N	080975	5	Brisbane	13-Apr
23.88 +1.5	Katerina Dressler	V	210981	3h	Brisbane	13-Apr
23.96 +0.7	Rachael Jackson	N	230376	1	Sydney	2-Mar
24.06 -0.1	Ebony Cope	W	091282	2	Perth	3-Feb
24.17 +0.7	Nicole Apps	N	070276	2	Sydney	2-Mar
24.17 +0.7	Merryn Aldridge	N	150282	3	Sydney	2-Mar
24.18 +0.9	Mindy Slomka	N	020580	2h	Sydney	10-Feb
24.23 +1.1	Fiona Cullen	Q	310879	2h	Brisbane	17-Feb
24.23 +1.3	Michelle Dalrymple	N	090879	4	Brisbane	13-Apr
24.24 +1.1	Bindee Goon Chew	Q	050375	3h	Brisbane	17-Feb
24.24 +0.6	Gemma Bright	Q	030782	3	Brisbane	17-Feb
24.27 -1.1	Michelle Cutmore	Q	200386	1	Brisbane	12-Apr
24.27 +0.7	Kylie Wheeler	W	170180	hep	Manchester	26-Jul
24.29 +1.3	Andrea Sparrow	S	010479	5	Brisbane	13-Apr
24.30 -1.2	Rebecca Sadler	V	120678	2	Hobart	9-Mar
24.30 +0.7	Amy Harris	Q	071080	1	Brisbane	7-Sep
24.38 -0.2	Josephine Ngaluafe	Q	110183	1	Brisbane	25-May
24.41 -1.8	Rosina Dick	V	220176	1	Melbourne	4-Apr
24.45 -0.5	Sonia Brito	V	100679	1	Hobart	9-Mar
24.49 +1.4	Tamsyn Lewis	V	200778	1	Melbourne	14-Feb
24.49 -2.6	Kylie Bent	W	111285	1	Perth	21-Dec
24.50 +1.8	Rowena Barben	Q	170780	1	Brisbane	11-Jan
24.52	Anne-Marie Mouri-Nkeng (Cmr)	S	301175	1	Adelaide	1-Feb
24.53 +1.0	Katrina Steward	V	230982	1	Geelong	30-Nov
24.54 +1.1	Alicia Spencer	N	300683	4	Darwin	28-Jun
24.57 +1.4	Sandra Porter	V	250482	2	Melbourne	14-Feb
24.60 +0.7	Amber Donnelly	N	240675	4	Sydney	2-Mar
24.60 +1.8	Katie Leitch	Q	280787	1h	Brisbane	25-Oct
24.61 +1.7	Renee Robson	V	031178	1	Melbourne	14-Feb
24.66 -1.2	Rebecca Irwin	N	260883	=3	Hobart	9-Mar
24.66 -1.2	Morgan Whiley	T	030984	=3	Hobart	9-Mar
24.67 +1.1	Pip Kehoe	Q	260285	5h	Brisbane	17-Feb
24.69 +1.0	Baydra Porter	V		2	Geelong	30-Nov
24.70 +1.8	Jacqueline Davies	Q	020987	2h	Brisbane	25-Oct
24.71 -1.2	Rosemary Hayward	N	101180	5	Hobart	9-Mar
24.71 -0.4	Kylie Wheeler	W	170180	hep	Brisbane	11-Apr
24.73 +0.9	Erin Hewitt	V	241079	6	Adelaide	23-Mar
24.73 -1.1	Kate Pedley	T	090184	3	Brisbane	12-Apr
24.76 +1.5	Trish Leahy	W		3	Perth	24-Feb

## Australian Rankings List 2002 (continued...)

24.77		Annabelle Smith	N	080183	4	Darwin	22-Jun
24.78	+1.7	Christine Borg	V	300382	2	Melbourne	14-Feb
24.80	+0.6	Tameika Johnson	T		1	Hobart	17-Feb
24.81	+1.3	Leona Bilous	V	041284	hep	Brisbane	25-May
24.82		Melissa Kay	T	100178	1	Penguin	23-Feb
24.83	+1.4	Lauren Jauncey	V	191081	1	Geelong	30-Nov
wind-assisted							
22.78	+2.4	Lauren Hewitt	V	251178	1	Canberra	8-Feb
23.22	+2.4	Sharon Cripps	Q	290677	2	Canberra	8-Feb
23.71	+2.4	Katerina Dressler	V	210981	4	Canberra	8-Feb
24.04	+2.9	Rebecca Sadler	Q	120678	1h	Canberra	17-Mar
24.05	+4.4	Nicole Apps	N	070276	1h	Canberra	17-Mar
mixed race							
24.58	+1.0	Marcia Dorsett (Bah)	N		mix	Canberra	3-Dec
24.72	-0.8	Debbie Mikita	A	220777	mix	Canberra	2-Nov
mixed manual							
24.2	+1.5	Kylie Bent	W	111285	mix	Perth	16-Jun
manual							
23.8	+0.7	Sarah Mullan	N	080975	1	Sydney	18-Jan
24.0		Alicia Spencer	N	300683	1	Sydney	9-Nov
24.2	+0.7	Merryn Aldridge	N	150282	2	Sydney	18-Jan
24.4		Rosemary Hayward	N	101180	1	Mingara	7-Dec
24.5		Keatyn Windley	N	240186	2	Sydney	9-Nov
24.6	-0.3	Christine Borg	V	300382	1	Melbourne	2-Feb
24.6		Nicole Buchanan	N	120974	1	Sydney	7-Dec
<b>400 METRES</b>							
52.19		Jana Pittman	N	091182	5	Berlin	7-Sep
52.21		Tamsyn Lewis	V	200778	1	Newcastle	23-Feb
52.37		Pittman			1	Darwin	23-Jun
52.59		Cathy Freeman	V	160273	1	Perth	16-Mar
52.64		Pittman			2	Adelaide	23-Mar
52.66		Katerina Dressler	V	210981	1	Sydney	10-Feb
52.76		Rosemary Hayward	N	101180	6	Madrid	20-Sep
52.97		Dressler			3	Brisbane	12-Apr
53.11		Hayward			1h	Sydney	2-Feb
53.13		Susan Andrews	W	260571	3	Bangor	21-Jul
53.22		Amber Donnelly	N	240675	4	Sydney	10-Feb
53.27		Rebecca Sadler	Q	120678	5	Adelaide	23-Mar
53.52		Sonia Brito	V	100679	3	Darwin	23-Jun
53.83		Rebecca Irwin	N	260883	1	Brisbane	13-Apr
54.13		Kate Pedley	T	090184	2	Brisbane	13-Apr
54.15		Annabelle Smith	N	080183	3	Brisbane	13-Apr
54.15		Rosina Dick	V	220176	2	Melbourne	26-Mar
54.24		Renee Robson	V	031178	6	Brisbane	12-Apr
54.29		Stephanie Price	N	170772	4	Sydney	26-Jan
54.31		Morgan Whiley	T	030984	4	Brisbane	13-Apr
54.51		Adrienne Mclvor (Irl)	Q	020970	2	Brisbane	19-Jan
54.84		Kylie Wheeler	W	170180	3	Perth	16-Mar
54.97		Kimberley Crow	V	090885	1	Adelaide	24-Mar
55.03		Katherine Dini	S	090574	8	Adelaide	23-Mar
55.12		Jaimée-Lee Hoebergen	N	170288	1	Hobart	7-Dec
55.32		Jenny Marshall	V	060779	1	Melbourne	12-Dec
55.34		Kimberley Parkes	N	101074	3	Canberra	16-Mar
55.35		Michelle Dalrymple	N	090879	2	Sydney	5-Apr
55.44		Keatyn Windley	N	240186	1	Hobart	8-Dec
55.56		Anne Fearnley	V	270973	2	Melbourne	19-Mar
55.57		Jaimée-Lee Hoebergen	N	170288	1	Sydney	12-Oct
55.68		Tara Millgate	N	100585	2	Adelaide	24-Mar
55.70		Pip Kehoe	Q	260285	2	Hobart	8-Dec
55.79		Christine Borg	V	300382	1	Melbourne	31-Jan
56.07		Jessica Montague	N	290684	3h	Brisbane	11-Apr
56.08		Kate Leitch	Q	280787	1	Brisbane	22-Nov
56.13		Katherine Dini	S		1	Adelaide	3-Mar
56.18		Jacqueline Davies	Q	020987	2	Hobart	7-Dec
56.24		Katie Moore	V	160380	4h	Melbourne	3-Mar
56.25		Amber James	N		2	Adelaide	2-Oct
56.29		Meike Fiore	N		2	Sydney	30-Nov

56.31	Kylie Newton	N	060976	5	Canberra	16-Mar
56.35	Cara White	V	050684	1	Melbourne	3-Mar
56.37	Selena Roberts	Q	131076	1	Brisbane	2-Feb
56.37	Kate Fenech	S		2	Adelaide	3-Mar
56.42	Julia McKirdy	Q		1	Brisbane	17-Feb
56.43	Merryn Aldridge	N	150282	1	Sydney	2-Nov
56.55	Emily Allen	V	220384	2	Melbourne	3-Mar
56.55	Carly Feben	V	310388	1	Melbourne	3-Nov
56.60	Lauren Jauncey	V	191081	3	Adelaide	3-Oct
56.74	Katherine Hancock	W	110283	1	Perth	27-Oct
56.77	Sandra Porter	V	250482	2	Melbourne	19-Mar
56.79	Katrina Steward	V	230982	2	Melbourne	21-Nov
mixed race						
53.02	Susan Andrews	W	260571	mix	Perth	25-May
55.83	Debbie Savage	N	180280	mix	Canberra	3-Dec
<b>800 METRES</b>						
1.59.73	Tamsyn Lewis	V	200778	5	Manchester	29-Jul
2.00.24	Lewis			5	Stockholm	17-Jul
2.00.55	Lewis			1h	Manchester	28-Jul
2.00.85	Lewis			2	Oslo	28-Jun
2.00.88	Lewis			2	Adelaide	23-Mar
2.00.88	Lewis			1	Brisbane	13-Apr
2.01.06	Susan Andrews	W	260571	3	Namur	26-Jul
2.01.21	Lewis			2	Perth	16-Mar
2.02.28	Adrienne McIvor (Irl)	Q	020970	3	Perth	16-Mar
2.02.30	Lewis			1	Melbourne	7-Mar
2.02.42	McIvor			1	Canberra	28-Mar
2.03.05	Libby Allen	V	220580	6	Adelaide	23-Mar
2.03.38	Sarah Jamieson	V	240375	7	Adelaide	23-Mar
2.04.73	Suzu Walsham	N	221173	2	Sydney	10-Feb
2.05.14	Kimberley Crow	V	090885	8	Adelaide	23-Mar
2.05.53	Georgie Clarke	V	170684	=5	Melbourne	7-Mar
2.05.72	Melissa Rollison	Q	130483	7	Melbourne	7-Mar
2.06.47	Anne Fearnley	V	270973	6	Brisbane	13-Apr
2.06.56	Brooke Simpson	N	040687	1	Melbourne	14-Dec
2.06.73	Kate McMaster	N	100381	2	Canberra	28-Mar
2.07.4	Kerri Jorgensen	V	060371	3	Melbourne	14-Feb
2.07.48	Lisa Corrigan	N	021284	1	Brisbane	25-May
2.07.62	Narelle Bardsley	V	111076	4h	Brisbane	12-Apr
2.07.69	Emily Morris	N	231078	5	Sydney	10-Feb
2.07.82	Alicia Tye-Smith	V	100680	3	Melbourne	14-Dec
2.08.0	Anna Thompson	V	111276	2	Ballarat	19-Jan
2.08.10	Ruth Little	N	240584	5	Melbourne	14-Dec
2.08.12	Debbie Savage	N	180280	3	Canberra	28-Mar
2.08.8	Debbie King	N	270478	1	Sydney	9-Mar
2.09.10	Kate Gozzard	N	201085	3	Sydney	16-Nov
2.09.17	Sarah Salmon (Gbr)	A	090974	4	Canberra	28-Mar
2.09.2	Haley McGregor	V	270579	6	Melbourne	14-Feb
2.09.5	Simone Braakhuis	V	300774	7	Melbourne	14-Feb
2.10.02	Bride King	N	140176	8h	Brisbane	12-Apr
2.10.02	Zoe Buckman	A	211288	2	Hobart	8-Dec
2.10.03	Katerina Dressler	V	210981	6	Melbourne	14-Dec
2.10.06	Erica Sigmont	V	291182	4	Fayetteville	13-Apr
2.10.40	Erin Hargrave	N	260482	7	Sydney	10-Feb
2.10.61	Erin Lenon	A	230380	1h	Sydney	1-Feb
2.10.89	Anne McMaster	N		4	Sydney	16-Nov
2.10.95	Renee Vandenberg	N	291185	1	Adelaide	23-Mar
2.11.08	Hayley Tomlinson	V	300388	1	Geelong	30-Nov
2.11.21	Leanne Laajoki	A	171273	4	Canberra	26-Feb
2.11.44	Margaret Atthow	Q	141184	2h	Brisbane	11-Apr
2.11.5	Victoria Mitchell	V	250482	1	Bendigo	5-Jan
2.11.65	Anna Neumaier	A	230487	4	Hobart	8-Dec
2.11.68	Kelly Young	N	120584	3	Brisbane	12-Apr
2.11.73	Michelle O'Grady	N	090480	5	Sydney	2-Feb
2.11.76	Katherine Hancock	W	110283	4	Brisbane	12-Apr
2.12.10	Madeline Heiner	N		5	Sydney	16-Nov
2.12.12	Kelly Roberts	A	210381	3	Canberra	17-Mar



## Australian Rankings List 2002 (continued...)

2.12.18	Emily Johnson	N	070288	3h	Hobart	6-Dec
2.12.61	Lara Nicod	N	230385	2	Hobart	7-Dec
2.12.87	Sarah Cant	V		6	Hobart	8-Dec
2.12.92	Tricia Bonser	N	170675	7	Sydney	2-Feb
indoors						
2.11.34	Erica Sigmont	V	291182	8	Fayetteville	Feb
mixed race						
2.00.0	Susan Andrews	W	260571	mix	Perth	2-Jun
2.01.81	Andrews			mix	Perth	7-Apr
2.06.5	Kerri Jorgensen	V	060371	mix	Melbourne	23-Feb
2.08.8	Serena Gibbs	V	180577	mix	Melbourne	2-Feb
<b>1,500 METRES</b>						
4.08.54	Sarah Jamieson	V	240375	4	Zagreb	8-Jul
4.08.77	Jamieson			1	London	3-Jul
4.09.15	Benita Willis-Johnson	A	060579	1	Hobart	9-Mar
4.09.38	Jamieson			5	Manchester	31-Jul
4.09.70	Georgie Clarke	V	170684	2	Hobart	9-Mar
4.09.80	Melissa Rollison	Q	130483	3	Hobart	9-Mar
4.09.86	Jamieson			4	Hobart	9-Mar
4.10.38	Clarke			1	Newcastle	23-Feb
4.10.5	Clarke			1	Melbourne	19-Mar
4.11.8	Jamieson			2	Melbourne	19-Mar
4.12.24	Willis-Johnson			1	Canberra	16-Mar
4.12.33	Jamieson			8	Madrid	21-Sep
4.12.35	Suzy Walsham	N	221173	1	Sydney	3-Feb
4.15.56	Natalie Harvey	V	190175	4	London	3-Jul
4.16.79	Haley McGregor	V	270579	5	Newcastle	23-Feb
4.17.72	Anna Thompson	V	111276	6	Newcastle	23-Feb
4.17.95	Emily Morris	N	231078	1	Sydney	15-Mar
4.20.21	Sarah Salmon (Gbr)	A	090974	1	Canberra	23-Nov
4.21.03	Libby Allen	V	220580	4	Melbourne	3-Mar
4.22.32	Brooke Simpson	N	040687	1	Sydney	30-Nov
4.23.46	Eloise Poppett	N	091182	2	Sydney	30-Nov
4.24.12	Simone Braakhuis	V	300774	6	Melbourne	3-Mar
4.24.6	Serena Gibbs	V	180577	3	Melbourne	31-Jan
4.26.2	Kerri Jorgensen	V	060371	1	Melbourne	26-Mar
4.26.60	Jenny Truscott	N	090277	9	Brisbane	12-Apr
4.26.87	Karen Thorp	V		7	Melbourne	3-Mar
4.27.5	Liz Miller	N	081163	1	Sydney	16-Feb
4.27.51	Lisa Corrigan	N	021284	3	Brisbane	13-Apr
4.27.67	Kate McMaster	N	100381	3	Sydney	30-Nov
4.27.75	Belinda Martin	N	270174	3	Sydney	3-Feb
4.27.8	Hayley Tomlinson	V	300388	3	Melbourne	19-Mar
4.29.8	Victoria Mitchell	V	250482	2	Melbourne	26-Mar
4.30.13	Erica Sigmont	V	291182	9	Austin	5-Apr
4.30.55	Erin Lenon	A	230380	1	Canberra	19-Feb
4.31.4	Leah Rogers	V	170276	3	Melbourne	21-Feb
4.32.80	Lee-Ann Turner	S	290967	1	Adelaide	11-Jan
4.33.13	Brooke Eddy (Nzl)	S		2	Adelaide	11-Jan
4.33.79	Madeline Heiner	N		3	Hobart	7-Dec
4.34.08	Erin Hargrave	N	260482	4	Sydney	3-Feb
4.34.17	Leanne Laajoki	A	171273	3	Canberra	22-Jan
4.34.2	Fiona Nash	V	230387	2	Melbourne	26-Oct
4.34.7	Narelle Bardsley	V	111076	4	Melbourne	19-Mar
4.34.9	Joanna Wall	V	161283	4	Melbourne	10-Jan
<b>1 MILE</b>						
4.30.89	Sarah Jamieson	V	240375	3	Hechtel	20-Jul
indoors						
4.59.51	Alethe West	N	010382	3	Seattle	9-Feb
<b>3,000 METRES</b>						
8.56.23	Natalie Harvey	V	190175	8	Sheffield	30-Jun
8.56.63	Benita Willis-Johnson	A	060579	10	Zurich	16-Aug
8.58.09	Susie Power	V	260375	5	Madrid	20-Sep
8.58.74	Willis-Johnson			7	Helsinki	13-Aug
9.02.71	Haley McGregor	V	270579	4	Cork	6-Jul

9.03.19	Harvey			6	Seville	8-Jun
9.29.18	Georgie Clarke	V	170684	1	Melbourne	14-Dec
9.35.25	Joanna Wall	V	161283	1	Brisbane	12-Apr
9.35.4	Sonia O'Sullivan (Irl)	V	281169	1	Melbourne	9-Feb
9.38.90	Hayley Tomlinson	V	300388	2	Melbourne	14-Dec
9.40.24	Joy Terry	A	130468	1	Canberra	16-Nov
9.41.25	Felicity Abram	Q	160886	1	Hobart	6-Dec
9.44.2	Jenny Truscott	N	090277	1	Sydney	9-Nov
9.49.1	Victoria Mitchell	V	250482	1	Bendigo	5-Jan
9.50.2	Belinda Martin	N	270174	1	Sydney	12-Jan
9.50.5	Brooke Eddy (Nzl)	S		1	Adelaide	4-Jan
9.52.21	Kandy Grant	A	090983	2	Brisbane	12-Apr
9.53.73	Clare McKechnie	V	270585	2	Hobart	6-Dec
9.59.96	Emily Johnson	N	070288	2	Hobart	6-Dec
indoors						
9.52.51	Alethe West	N	010382	6	Seattle	9-Feb
mixed race						
9.24.17	Sarah Salmon (Gbr)	A	090974	mix	Canberra	30-Nov
9.31.6	Serena Gibbs	V	180577	mix	Melbourne	18-Jan
9.38.47	Alethe West	N	010382	mix	Canberra	14-Dec
9.55.2	Marnie Ponton	A	160384	mix	Canberra	12-Feb
<b>5,000 METRES</b>						
14.47.60	Benita Willis-Johnson	A	060579	3	Berlin	7-Sep
15.01.44	Willis-Johnson			1	Osaka	11-May
15.20.83	Willis-Johnson			4	Madrid	21-Sep
15.25.16	Willis-Johnson			17	Rome	12-Jul
15.26.55	Willis-Johnson			6	Manchester	28-Jul
15.32.17	Haley McGregor	V	270579	1	Melbourne	7-Mar
15.35.73	Willis-Johnson			2	Melbourne	7-Mar
15.38.25	Natalie Harvey	V	190175	2	Manchester	15-Jun
15.40.48	Harvey			8	Hechtel	20-Jul
15.42.49	Susie Power	V	260375	14	Stockholm	17-Jul
15.43.92	Anna Thompson	V	111276	9	Manchester	28-Jul
15.44.29	Thompson			3	Melbourne	7-Mar
16.00.94	Sonia O'Sullivan (Irl)	V	281169	1	Melbourne	2-Mar
16.03.11	Kerryn McCann	N	020567	1	Melbourne	4-Apr
16.21.54	Serena Gibbs	V	180577	2	Melbourne	4-Apr
16.27.43	Susan Michelsson	V	290272	2	Melbourne	2-Mar
16.31.15	Belinda Martin	N	270174	1	Sydney	1-Feb
16.36.36	Joy Terry	A	130468	1	Canberra	20-Jan
16.40.28	Angela Sheean	N	270976	7	Melbourne	7-Mar
16.50.1	Victoria Mitchell	V	250482	1	Melbourne	10-Jan
16.51.0	Joanna Wall	V	161283	1	Melbourne	14-Feb
16.52.83	Sarah Salmon (Gbr)	A	090974	2	Canberra	20-Jan
16.58.6	Lee-Ann Turner	S	290967	1	Adelaide	1-Feb
17.04.68	Ruth Barton	V	011174	3	Melbourne	2-Mar
17.07.83	Nikki Chapple	V	090281	3	Melbourne	4-Apr
17.08.40	Liz Miller	N	081163	4	Sydney	10-Feb
17.11.23	Anne Lord	V	160461	4	Melbourne	2-Mar
17.12.41	Simone Braakhuis	V	300774	4	Melbourne	4-Apr
17.18.82	Sue Clark	V	271161	5	Melbourne	2-Mar
17.20.8	Sherryn Rhodes	V	101268	3	Melbourne	14-Feb
17.21.7	Jenny Truscott	N	090277	1	Sydney	3-Dec
17.21.9	Rachel Gibney	V		1	Melbourne	14-Nov
17.22.04	Janelle Burgmann	N	180368	3	Sydney	1-Feb
17.22.78	Jenny Philp-Young	Q		1	Brisbane	15-Feb
17.25.0	Leah Rogers	V	170276	4	Melbourne	14-Feb
17.35.2	Helen Stanton	V	291272	2	Melbourne	14-Nov
17.37.06	Chloe Glare	Q		1	Adelaide	1-Oct
17.37.7	Loretta McGrath	V		3	Melbourne	14-Nov
17.41.49	Alethe West	N	010382	1	La Jolla	27-Apr
17.46.03	Kate Harris	V	220972	6	Melbourne	4-Apr
17.52.6	Samantha Wallace	V		4	Melbourne	14-Nov
17.53.89	Alexis Gilham	Q		2	Adelaide	1-Oct
17.53.93	Leanne Healey	V	200465	7	Melbourne	4-Apr
17.54.34	Lauren Crowe	V		8	Melbourne	4-Apr
17.55.2	Clare McKechnie	V	270585	2	Ballarat	19-Jan

## Australian Rankings List 2002 (continued...)

17.55.5	Julia Smith	V		3	Melbourne	14-Mar
mixed race						
16.47.8	Liz Miller	N	081163	mix	Sydney	19-Nov
16.58.36	Kylie Risk	T	281173	mix	Hobart	17-Feb
17.33.5	Claudine Smyth	Q		mix	Gold Coast	4-Jan

### 10,000 METRES

31.32.20	Susie Power	V	260375	3	Manchester	30-Jul
31.58.43	Power			1	Melbourne	14-Dec
32.48.27	Anna Thompson	V	111276	2	Melbourne	14-Dec
33.20.72	Kerryn McCann	N	020567	1	Brisbane	11-Apr
34.06.64	Serena Gibbs	V	180577	3	Melbourne	14-Dec
34.11.78	Sarah Salmon (Gbr)	A	090974	4	Melbourne	14-Dec
34.18.15	Joy Terry	A	130468	5	Melbourne	14-Dec
35.05.61	Clare McKechnie	V	270585	6	Melbourne	14-Dec
35.13.06	Kate Seibold	V	030475	7	Melbourne	14-Dec
35.25.40	Claudine Smythe	Q		8	Melbourne	14-Dec
35.41.1	Lee-Ann Turner	S	290967	1	Adelaide	1-Mar
35.52.55	Jenny Truscott	N	090277	9	Melbourne	14-Dec
35.56.04	Susan Michelsson	V	290272	3	Brisbane	11-Apr
36.04.08	Nadelle Gregg	V	130873	10	Melbourne	14-Dec
36.14.09	Helen Stanton	V	291272	11	Melbourne	14-Dec
36.24.78	Jenny Philip-Young	Q		12	Melbourne	14-Dec
37.21.91	Alexis Gillham	Q		14	Melbourne	14-Dec
37.31.72	Ardina Voogt	Q	260683	2	Adelaide	3-Oct
37.34.74	Jane Miles	N		3	Adelaide	3-Oct
37.40.72	Chloe Glare	Q		4	Adelaide	3-Oct
38.59.52	Jane Cashen	S		5	Adelaide	3-Oct
39.14.0	Elizabeth Slattery	S		1	Adelaide	7-Nov
39.23.7	Sarah Mycroft	N	101177	2	Sydney	22-Oct
39.26.0	Jyotsna Pai	N		3	Sydney	22-Oct
39.33.1	Alison Hopkirk	N		4	Sydney	22-Oct
39.48.30	Leah Rogers	V	170276	1	Sydney	8-Nov
mixed race						
34.41.0	Belinda Martin	N	270174	mix	Sydney	9-Mar
38.34.00	Michelle Hawkes	V	290674	mix	Bendigo	26-Jan

### HALF MARATHON

1:07.56.0	Susie Power	V	260375	2	Newcastle,UK	6-Oct
1:09.47.0	Kerryn McCann	N	020567	11	Brussels	5-May
1:11.06.0	McCann			1	Sydney	26-May
1:13.26.0	McCann			9	Newcastle,UK	6-Oct
1:13.45.0	Liz Miller	N	081163	2	Sydney	26-May
1:13.55.0	McCann			1	Noosa	1-Sep
1:14.27.0	Susan Michelsson	V	290272	2	Noosa	1-Sep
1:14.31.0	Krishna Stanton	Q	100566	6	Gold Coast	7-Jul
1:15.03.0	Anna Thompson	V	111276	3	Sydney	26-May
1:15.07.0	Stanton			4	Noosa	1-Sep
1:15.24.0	Miller			3	Noosa	1-Sep
1:16.50.0	Jackie Gallagher	Q	101167	-	Manchester	28-Jul
1:17.15.0	Joy Terry	A	130468	1	Canberra	19-May
1:18.06.0	Samantha Hughes	Q	061174	5	Sydney	26-May
1:18.07.0	Janelle Burgmann	N	180368	12	Gold Coast	7-Jul
1:18.12.0	Jenny Philip-Young	Q		13	Gold Coast	7-Jul
1:18.36.0	Lee-Ann Turner	S	290967	5	Noosa	1-Sep
1:18.57.0	Kylie Colum	Q		1	Christchurch	14-Dec
1:19.08.0	Claudine Smythe	Q		7	Noosa	1-Sep
1:19.09.0	Loretta McGrath	V		1	Melbourne	13-Oct
1:19.51.0	Kate Harris	V	220972	14	Gold Coast	7-Jul
1:20.19.0	Lauren Shelley	W	021276	1	Fremantle	9-Jun
1:21.17.0	Ana Duncan	Q		1	Townsville	4-Aug
1:21.21.0	Helen Stanton	V	291272	1	Melbourne	15-Sep
1:21.29.0	Judith May	A		15	Gold Coast	7-Jul
1:21.35.0	Kate Seibold	V	030475	2	Melbourne	15-Sep
1:21.43.0	Jenny Howard	N		6	Sydney	26-May
1:21.51.0	Joanne King	V		2	Melbourne	13-Oct
1:21.56.0	Rachel Gibney	V		3	Melbourne	13-Oct
1:22.17.0	Magda Poulos	N	081073	7	Sydney	26-May

**MARATHON**

2:27.51.0	Kerryn McCann	N	020567	7	New York	4-Nov
2:28.30.0	McCann			4	Osaka	27-Jan
2:30.05.0	McCann			1	Manchester	28-Jul
2:34.52.0	Krishna Stanton	Q	100566	2	Manchester	28-Jul
2:35.46.0	Jackie Gallagher	Q	101167	13	Boston	15-Apr
2:36.37.0	Gallagher			3	Manchester	28-Jul
2:36.56.0	Liz Miller	N	081163	11	Chicago	13-Oct
2:39.37.0	Sherryn Rhodes	V	101268	2	Gold Coast	7-Jul
2:42.26.0	Rhodes			22	Nagoya	10-Mar
2:43.46.0	Janelle Burgmann	N	180368	18	Boston	15-Apr
2:44.35.0	Joy Terry	A	130468	5	Gold Coast	7-Jul
2:46.24.0	Susan Michelsson	V	290272	29	Nagoya	10-Mar
2:47.41.0	Helen-Verity Tolhurst	Q	101166	7	Gold Coast	7-Jul
2:49.39.0	Sarah Mycroft	N	101177	20	London	14-Apr
2:51.06.0	Heather Turland	N	270460	1	Sydney	15-Sep
2:51.28.0	Sue Clark	V	271161	3	Melbourne	13-Oct
2:52.06.0	Claudine Smythe	Q		9	Gold Coast	7-Jul
2:52.48.0	Emma Jackowski	V	090374	2	Canberra	14-Apr
2:53.09.0	Margaret McKenzie			4	Christchurch	2-Jun
2:53.11.0	Sarah Fien	A	260867	1	New Plymouth	3-Mar
2:53.29.0	Melissa Bulloch	N	211069	3	Canberra	14-Apr
2:54.30.0	Belinda Dennett	V		4	Melbourne	13-Oct
2:54.53.0	Sue Attwood	Q		5	Christchurch	2-Jun
2:57.30.0	Lauren Shelley	W	021276	1	Perth	14-Jul
2:58.17.0	Natalie Karl	Q	160665	3	Sydney	15-Sep
2:58.33.0	Jenny Howard	N		4	Sydney	15-Sep
2:58.38.0	Kim Wilson	V		10	Gold Coast	7-Jul
2:59.09.0	Corallea Edwards	Q		12	Gold Coast	7-Jul
3:01.36.0	Karen Ryan	N		5	Sydney	15-Sep
3:01.54.0	Michelle Mitford	N		5	Melbourne	13-Oct

**100 METRES HURDLES**

13.09	+1.8	Jacquie Munro	N	041081	1	Darwin	22-Jun
13.12	+1.9	Munro			1	Darwin	22-Jun
13.13	+1.5	Munro			1	Darwin	15-Jun
13.15	+1.5	Munro			1	Darwin	28-Jun
13.15	+0.9	Munro			2	Szombathely	14-Jul
13.16	+0.8	Munro			1	Adelaide	23-Mar
13.17	+1.7	Munro			1	Darwin	28-Jun
13.19	+1.9	Fiona Cullen	Q	310879	2	Darwin	22-Jun
13.22	+1.6	Munro			1h	Brisbane	13-Apr
13.22	+0.8	Munro			4h	Manchester	29-Jun
13.24	+1.6	Munro			1	Canberra	8-Feb
13.24	+1.2	Munro			1	Budapest	12-Jul
13.69	+1.9	Georgina Power	V	041182	1	Perth	16-Mar
13.71	+1.9	Sherryl Morrow	V	220373	2	Perth	16-Mar
13.81	+1.9	Kym Burns	V	250271	3	Perth	16-Mar
13.86	+1.9	Sally Bult	W	031070	4	Perth	16-Mar
13.88	+0.6	Simone Purvis	V	030478	3	Sydney	10-Feb
13.93	+1.9	Kylie Wheeler	W	170180	5	Perth	16-Mar
13.99	-0.7	Gillian Ragus	W	050476	1	Perth	2-Feb
14.03	+0.6	Sarah Dosen	V	181183	1	Brisbane	13-Apr
14.04	+1.6	Clare Thompson	V	281277	6	Canberra	8-Feb
14.15	+0.6	Susannah Hahn	N	170384	2	Brisbane	13-Apr
14.27	+2.0	Claire Cochrane	W	040482	1	Perth	14-Dec
14.30	+0.6	Leona Bilous	V	041284	3	Brisbane	13-Apr
14.41	+1.2	Jane Jamieson	N	230675	3	Budapest	12-Jul
14.42	+1.2	Lisa Spencer	N	160985	1	Sydney	21-Sep
14.50	+0.0	Rhoda Hage-Mahon	N	060473	2	Sydney	26-Jan
14.51	+0.4	Meagan Rentsch	S	140776	1	Adelaide	25-Jan
14.62	+0.5	Virginia Young-Moresi	N	240276	hep	Brisbane	11-Apr
14.62	-0.2	Cheryl Purcell	W		2	Perth	8-Dec
14.65	-0.8	Alana Boyd	Q	100584	2h	Brisbane	13-Apr
14.69	+0.6	Kiara McDonald	V	180683	4	Brisbane	13-Apr
14.70	+1.5	Rosalie Tennent	Q	171282	hep	Adelaide	1-Oct
14.75	+1.2	Bianca Debartolo	N	170885	2	Sydney	21-Sep
14.78	+1.1	Rasvinder Gill	N	021284	2	Sydney	16-Feb

**RANKINGS**

## Australian Rankings List 2002 (continued...)

14.80	+0.0	Lauren Foote	S	270484	hep	Brisbane	25-May
14.91	+1.4	Victoria Head	N	060684	2	Sydney	13-Oct
14.94	+0.5	Mandy Heath	N	141180	hep	Brisbane	11-Apr
15.01	+1.6	Keshvar Mirzarazi	N	220982	6h	Brisbane	13-Apr
15.02		Chelsea Jaensch	S	060185	1	Adelaide	13-Apr
15.04		Danielle Senior	N	170781	3	Sydney	30-Nov
15.05	+1.5	Rachel Neylan	N	090382	1	Sydney	15-Mar
15.13	+0.9	Paula Lodge	S	100177	hep	Brisbane	11-Apr
13.8	+0.6	Gillian Ragus	W	050476	1	Perth	22-Mar
14.5		Rasvinder Gill	N	021284	1	Mingara	23-Nov

### 400 METRES HURDLES

54.14		Jana Pittman	N	091182	1h	Manchester	27-Jul
54.40		Pittman			1	Manchester	28-Jul
54.58		Pittman				Paris	5-Jul
54.94		Pittman			2	Sheffield	30-Jun
55.02		Pittman			1	Szombathely	14-Jul
55.08		Pittman			1	Darwin	22-Jun
55.15		Pittman			3	Madrid	20-Sep
55.25		Pittman			1	Cardiff	8-Jul
55.34		Pittman			1	Brisbane	13-Apr
55.50		Sonia Brito	V	100679	2	Brisbane	13-Apr
55.53		Pittman			1	Canberra	26-Feb
55.59		Pittman			1	Canberra	28-Mar
56.90		Stephanie Price	N	170772	2	Canberra	28-Mar
59.08		Kimberley Crow	V	090885	1	Canberra	8-Feb
59.83		Kylie Wheeler	W	170180	1	Perth	24-Feb
60.16		Emily Allen	V	220384	6	Brisbane	13-Apr
60.72		Tara Millgate	N	100585	1	Adelaide	23-Mar
61.92		Milena Alver	N		1	Sydney	19-Oct
62.85		Annie Cahill	N	191084	1	Sydney	16-Nov
62.94		Kelly Macintosh	N	011085	2	Sydney	16-Nov
62.97		Kate Huxtable	N	100576	4	Sydney	10-Feb
63.00		Kelly Young	N	120584	2h	Brisbane	12-Apr
63.28		Caitlin Ford	V	190784	1	Melbourne	2-Mar
63.37		Rebecca O'Loughlin	V	110478	1	Geelong	30-Nov
63.53		Kristy Watson	S	241181	1	Adelaide	3-Mar
63.69		Sarah Coghill	V	101283	1	Melbourne	14-Mar
63.87		Cheryl-Anne McCann	W	140585	3	Hobart	7-Dec
63.95		Anne Fearnley	V	270973	3	Melbourne	14-Nov
64.16		Lindsey Pekin	W		1	Perth	21-Dec
64.17		Jemma Lekkas	N	181085	3	Sydney	3-Mar
64.24		Corinne Archer	N	190685	1	Sydney	6-Sep
64.38		Riana Dinsmore	Q	180585	4	Hobart	7-Dec
64.40		Susan Campbell	V	060278	5	Melbourne	2-Mar
64.85		Kristy Radford	V	090388	2	Geelong	30-Nov
mixed race							
56.78		Stephanie Price	N	170772	mix	Sydney	12-Jan

### 2,000 METRES STEEPLECHASE

6.50.58		Marnie Ponton	A	160384	1	Canberra	19-Feb
6.56.11		Ponton			1	Brisbane	12-Apr
6.58.96		Clare McKechnie	V	270585	1	Hobart	7-Dec
7.00.20		Georgia Kaidonis	S	250487	1	Hobart	6-Dec
7.02.13		McKechnie			1	Bendigo	27-Jan
7.03.02		Ponton			1	Canberra	17-Mar
7.03.05		Kathryn Archbold	N	030486	2	Hobart	7-Dec
7.06.92		Alison Burgess	S	220387	1	Adelaide	23-Mar
7.08.83		Carly Light	S	150985	1	Adelaide	24-Mar
7.08.88		Tiah Simmons	T	061284	2	Hobart	6-Dec
7.09.30		Nikki Donnelly	S	101185	3	Hobart	6-Dec
7.18.5		Pippa Hendon	W	090787	1	Perth	21-Dec
7.19.16		Riana Dinsmore	Q	180585	2	Christchurch	13-Dec
7.20.76		Ashlea Gillfillan	N	310388	1	Hobart	5-Dec
7.20.13		Lucy Polkinghorne	N	170386	4	Hobart	7-Dec
7.21.14		Courtney Jarrett	Q	061285	1	Brisbane	24-Oct
7.21.16		Alice McDonald	Q	110386	2	Brisbane	24-Oct

7.21.33	Sophia Kaidonis	S	010788	3	Adelaide	23-Mar
7.22.9	Nikki Donnelly	S	101185	1	Adelaide	25-Jan
7.23.53	Tara Palm	S	280785	3	Adelaide	24-Mar
7.26.83	Cathie Lower	N	280885	1	Sydney	2-Mar
7.27.14	Jessica Ireland	S		4	Hobart	6-Dec
7.29.06	Carrie Bailey	Q	011184	3	Brisbane	12-Apr
7.31.1	Melissa Lloyd	S	200586	3	Adelaide	9-Feb
7.35.21	Mary Fien	N	010972	1	Melbourne	7-Oct
7.36.13	Peta Mullens	V		4	Adelaide	23-Mar
7.36.14	Greta McNiven	N		4	Hobart	5-Dec
7.37.43	Jamie-Lee Fox	N		5	Hobart	5-Dec
7.38.27	Shannon Hill	N	120683	1	Sydney	7-Sep
7.40.26	Taryn Rau	V	020387	6	Hobart	5-Dec
7.40.72	Stefanie Puszka	V	280485	2	Melbourne	17-Feb
7.41.12	Gemma Davy	N		9	Hobart	7-Dec
7.41.13	Sarah Grahame	V		1	Melbourne	3-Nov
7.41.18	Danii Smith	T	290886	10	Hobart	7-Dec
7.42.37	Shannon Hill	N	120683	5	Hobart	6-Dec
7.43.07	Stephanie Spencer	Q	131088	7	Hobart	5-Dec
7.43.49	Celia Cosgriff	V		6	Hobart	6-Dec
7.43.54	Natasha Depetro	V	250388	8	Hobart	5-Dec
7.43.66	Kelly Randell	N		3	Sydney	12-Oct
7.43.97	Rachael McFadden	N		9	Hobart	5-Dec
7.45.80	Jillian Hosking	A	120287	1	Canberra	26-Oct
7.46.53	Dominie Scott	W	060388	2	Perth	16-Nov
7.47.60	Jess Hall	Q	081084	1	Brisbane	25-Oct
7.47.96	Celia Boyle	V	101286	3	Bendigo	27-Jan
7.48.34	L Gore	V		2	Melbourne	7-Oct
7.48.83	Nikki O'Carroll	N	240683	5	Brisbane	12-Apr
7.49.6	Marisa Ryan	N	280284	2	Sydney	24-Feb
mixed race						
7.18.0	Ashlea Giffillan	N	310388	mix	Gold Coast	23-Nov
7.30.0	Stephanie Spencer	Q	131088	mix	Gold Coast	23-Nov
7.31.1	Kathryn Ewels	V	300880	mix	Melbourne	9-Feb
7.32.1	Jocelyn Keage	V	130184	mix	Melbourne	23-Nov
7.32.8	Alice Schofield	V	170485	mix	Melbourne	9-Feb
7.35.45	Laura Luxford	Q	050286	mix	Brisbane	29-Nov
7.37.81	Natasha Depetro	V	250388	mix	Melbourne	9-Nov
7.38.3	Melina Bernecker	V	080475	mix	Melbourne	9-Feb
7.39.0	Blythe Spencer	Q	131088	mix	Gold Coast	
7.43.7	Melissa Jones	V	010782	mix	Melbourne	9-Feb

**3,000 METRES STEEPLECHASE**

9.56.92	Melissa Rollison	Q	130483	1	Brisbane	14-Apr
10.09.53	Victoria Mitchell	V	250482	1	Melbourne	3-Mar
10.21.0	Mitchell			1	Melbourne	26-Mar
10.36.98	Mitchell			2	Brisbane	14-Apr
10.37.9	Mitchell			1	Melbourne	12-Dec
10.54.74	Erica Sigmont	V	291182	5	Starkville	11-May
11.05.87	Leah Rogers	V	170276	2	Melbourne	3-Mar
11.15.81	Carly Light	S	150985	1	Adelaide	2-Mar
11.22.10	Kate Seibold	V	030475	3	Melbourne	3-Mar
11.22.51	Melina Bernecker	V	080475	4	Melbourne	3-Mar
11.24.11	Lee-Ann Turner	S	290967	2	Adelaide	2-Mar
11.39.7	Lauren Shelley	W	021276	1	Perth	1-Feb
11.41.8	Melissa Jones	V	010782	1	Melbourne	19-Mar
11.52.11	Kathryn Ewels	V	300880	6	Melbourne	3-Mar
11.56.86	Stephanie Topp	N		1	Adelaide	2-Oct
12.02.0	Amelia Peel	V	060678	4	Melbourne	21-Feb
12.05.9	Louise Fairfax	V		2	Melbourne	12-Dec
12.06.40	Shannon Hill	N	120683	1	Sydney	2-Nov
12.12.9	Natasha Depetro	V		2	Melbourne	21-Nov
12.13.3	Catherine Allan	V		4	Melbourne	26-Mar
12.14.5	Sara-Jane Cattermole (Gbr)	W	290177	2	Perth	1-Feb
12.25.6	Lisa Davis	S	080676	1	Adelaide	9-Feb

## Australian Rankings List 2002 (continued...)

### 4x100 METRES RELAY

43.72	National Team M.Kleeberg,J.Lambert,S.Cripps,L.Hewitt	4	Manchester	31-Jul
44.41	National Team	2	Bangor	21-Jul
44.76	National Team M.Kleeberg,S.Mullan,J.Lambert,S.Cripps	1	Darwin	26-Jun
44.84	National Team M.Kleeberg,J.Lambert,S.Cripps,S.Mullan	1	Cardiff	8-Jul
45.58	Queensland Q A.Harris,S.Cripps,M.Kleeberg,F.Cullen	1	Brisbane	14-Apr
46.12	NSW N N.Apps,M.Aldridge,M.Slomka,P.Robertson	2	Brisbane	14-Apr
46.41	National Junior Team J.Ngaluafe,A.Spencer,K.Bent,J.Boyd	2	Darwin	26-Jun
46.54	National Junior Team K.Bent,S.Oksuz,A.Spencer,J.Ngaluafe	3	Nassau	11-Jul
46.63	Queensland U/18 Schools Q J.Boyd,M.Cutmore,R.Negus,S.McLellan	1	Hobart	6-Dec
46.73	NSW U/20 N P.Carey,P.Robertson,C.Cunningham,A.Spencer	1	Brisbane	14-Apr
46.84	Doncaster V	1	Melbourne	21-Feb
46.95	Queensland U/20 Q J.Boyd,J.Ngaluafe,R.Negus,S.McLellan	2	Brisbane	14-Apr
47.17	Ringwood V K.Moore,C.White,A.Fearnley,L.Hewitt	1	Melbourne	15-Dec

### 4x200 METRES RELAY

1.36.79	University of WA W	1	Perth	27-Jan
1.39.48	Ringwood V A.Fearnley,C.White,K.Moore,L.Hewitt	1	Melbourne	14-Dec
1.39.58	Sydney Pacific N	1	Sydney	15-Dec
1.42.20	Hunter U/18 N	1	Sydney	15-Dec
1.42.81	NSW U/16 Schools N S.Drysdale,A.Attenborough,N.Simon,J-L.Hoebergen	1	Hobart	7-Dec

### 4x400 METRES RELAY

3.25.63	National Team L.Hewitt,C.Freeman,T.Lewis,J.Pittman	1	Manchester	31-Jul
3.31.32	Oceania Team R.Hayward,J.Pittman,K.Dressler,T.Lewis	7	Madrid	21-Sep
3.33.16	NSW N S.Price,A.Donnelly,R.Hayward,J.Pittman	1	Brisbane	14-Apr
3.33.25	National Team K.Wheeler,C.Freeman,T.Lewis,J.Pittman	2h	Manchester	30-Jul
3.34.02	National Squad No2	1	Hobart	9-Mar
3.35.60	National Squad No1	2	Hobart	9-Mar
3.40.45	National Junior Team K.Pedley,A.Smith,M.Whiley,R.Irwin	7	Kingston	21-Jul
3.40.72	National Junior Team K.Pedley,A.Smith,M.Whiley,R.Irwin	4h	Kingston	20-Jul
3.44.51	Victoria V A.Deller,R.Robson,G.Power,T.Lewis	2	Brisbane	14-Apr
3.44.57	Ringwood V C.White,K.Moore,L.Hewitt,A.Fearnley	1	Melbourne	15-Dec
3.46.97	Invitation Team V	1	Melbourne	4-Apr
3.47.26	NSW U/20 N J.Montague,A.Smith,K.Young,R.Irwin	1	Brisbane	14-Apr
3.48.92	Ringwood V	1	Melbourne	14-Mar
3.49.33	Victoria U/20 V E.Allen,C.Ford,C.White,K.Crow	2	Brisbane	14-Apr
3.49.46	Doncaster V E.Allen,F.Nash,K.Katsanevakis,K.Dressler	2	Melbourne	15-Dec
3.49.94	NSW U/18 Schools N E.Lincoln-Smith,L.Nicod,T.Millgate,J-L.Hoebergen	1	Hobart	8-Dec

### 4x800 METRES RELAY

9.04.63	Asics West N	1	Sydney	15-Dec
9.05.02	Sydney University N	2	Sydney	15-Dec

9.22.17	Sutherland U/16	N		1	Sydney	15-Dec
9.38.70	Asics West U/16	N		2	Sydney	15-Dec
9.41.84	Sydney Pacific U/18	N		1	Sydney	15-Dec
9.42.36	Box Hill	V		1	Melbourne	14-Dec
	S.Cant,A.Papworth,J.Keage,F.Turner					

**4x1,500 METRES RELAY**

19.47.49	Sydney Pacific	N		1	Sydney	14-Dec
20.06.28	MUAC	V		1	Melbourne	15-Dec
20.09.75	S.Dickson,M.Bernecker,D.Bowen,K.Chancellor Frankston	V		2	Melbourne	15-Dec
20.20.06	B.Loizou,Z.Warrington,S.Warrington,S.Grahame UTS North	N		2	Sydney	14-Dec
20.22.92	Sutherland U/16	N		1	Sydney	14-Dec
20.28.62	Sydney Pacific U/18	N		1	Sydney	14-Dec
20.30.59	SSH	V		3	Melbourne	15-Dec
20.36.66	A.Schofield,C.Fritze,S.Armstrong,S.Hall Box Hill	V		4	Melbourne	15-Dec
20.41.44	F.Turner,R.Johnson,A.Harper,M.Gamble Springwood District	N		3	Sydney	14-Dec

**3,000 METRES WALK**

13.10.80	Laura Johnson	N	310884	1	Nassau	12-Jul
13.47.85	Lisa Grant	N	260485	1	Hobart	5-Dec
13.51.99	Sarah Walkley	N	110583	2	Nassau	12-Jul
14.06.94	Bridgitte Burns	V	070786	2	Hobart	5-Dec
14.12.71	Susan Knapton	N	191287	3	Hobart	5-Dec
14.19.91	Jessica Heazlewood	N	300587	4	Hobart	5-Dec
14.27.0	Peta Gough	Q	150786	1	Brisbane	15-Feb
14.29.95	Becky Lee	N	251186	5	Hobart	5-Dec
mixed race						
13.38.3	Tracy Rosengrave	V	250877	mix	Melbourne	4-Apr
13.41.66	Kellie Wapshott	V	230881	mix	Melbourne	14-Mar
13.45.7	Megan Peters	V	180877	mix	Geelong	30-Nov
13.46.4	Wendy Muldoon	V	270571	mix	Melbourne	4-Apr
13.52.6	Sara-Jane Cattermole (Gbr)	W	290177	mix	Perth	1-Mar
13.57.43	Lyn Ventris	W	021056	mix	Perth	16-Mar
14.08.11	Kylie Bonney	V	061171	mix	Melbourne	14-Mar
14.21.7	Roisin Gleich	V	271081	mix	Melbourne	4-Apr
14.23.09	Erin Adamcewicz	V	290473	mix	Melbourne	14-Mar

**5,000 METRES WALK**

22-52.70	Laura Johnson	N	310884	1	Darwin	28-Jun
23.30.08	Kellie Wapshott	V	230881	1	Melbourne	3-Mar
23.42.04	Claire Bock	Q	020882	1	Adelaide	1-Oct
23.51.64	Wendy Muldoon	V	270571	2	Melbourne	3-Mar
23.57.56	Lisa Grant	N	260485	2	Hobart	7-Dec
23.58.91	Sarah Walkley	N	110583	1	Sydney	2-Feb
23.59.54	Megan Peters	V	180877	3	Melbourne	3-Mar
24.09.44	Lyn Ventris	W	021056	1	Melbourne	9-Oct
24.25.35	Tanya Holliday	S	210988	3	Hobart	7-Dec
24.35.02	Roxie Schmidt	Q	231283	2	Brisbane	16-Feb
mixed race						
23.21.02	Wendy Muldoon	V	270571	mix	Melbourne	26-Mar
23.36.8	Tracy Rosengrave	V	250877	mix	Melbourne	21-Feb
23.42.7	Megan Peters	N	180877	mix	Melbourne	12-Dec
24.39.9	Kylie Bonney	V	061171	mix	Melbourne	21-Feb
24.44.3	Sara-Jane Cattermole (Gbr)	W	290177	mix	Perth	6-Jan
24.45.6	Bridgitte Burns	V	070786	mix	Melbourne	12-Dec
24.45.69	Roisin Gleich	V	271081	mix	Melbourne	26-Mar
24.51.3	Erin Adamcewicz	V	290473	mix	Melbourne	21-Feb
24.59.2	Claire Woods	S	060781	mix	Adelaide	11-Jan

**10,000 METRES WALK**

46.00.93	Natalie Saville	N	070978	1	Canberra	9-Feb
46.00.95	Jane Saville	N	051174	2	Canberra	9-Feb
46.35.65	Lyn Ventris	W	021056	3	Canberra	9-Feb

RANKINGS



## Australian Rankings List 2002 (continued...)

46.46.01	Claire Woods	S	060781	4	Canberra	9-Feb
46.56.72	Simone Wolowiec	V	120274	5	Canberra	9-Feb
48.04.78	Laura Johnson	N	310884	10	Kingston	18-Jul
48.56.83	Sarah Walkley	N	110583	7	Canberra	9-Feb
51.22.58	Lisa Grant	N	260485	8	Canberra	9-Feb
52.54.64	Claire Bock	Q	020882	1	Brisbane	2-Feb
mixed race						
46.02.05	Jane Saville	N	051174	mix	Hobart	9-Mar
46.03.87	Natalie Saville	N	070978	mix	Hobart	9-Mar
46.48.36	Cheryl Webb	N	031076	mix	Hobart	9-Mar
<b>10KM WALK</b>						
46.45.0	Cheryl Webb	N	031076	-	Melbourne	4-Aug
47.48.0	Sara-Jane Cattermole (Gbr)	W	290177	1	Perth	16-Jun
48.13.0	Claire Woods	S	060781	1	Nowra	18-Aug
48.25.0	Wendy Muldoon	V	270571	1	Melbourne	22-Jun
49.59.0	Roxie Schmidt	Q	231283	1	Brisbane	21-Jul
50.46.0	Lyn Ventris	W	021056	1	Melbourne	13-Oct
50.55.0	Megan Peters	V	180877	1	Ballarat	1-Sep
51.54.0	Kellie Wapshott	V	230881	2	Melbourne	30-Jun
52.06.0	Claire Bock	Q	020882	4	Nowra	18-Aug
52.17.0	Lisa Grant	N	260485	2	Ballarat	1-Sep
52.40.0	Nardene Loveday	V	4	Melbourne	30-Jun	
52.46.0	Laura Johnson	N	310884	1	Nowra	18-Aug
52.51.0	Kylie Bonney	V	061171	3	Ballarat	1-Sep
<b>20KM WALK</b>						
1:33.42.0	Cheryl Webb	N	031076	1	Melbourne	4-Aug
1:34.18.0	Jane Saville	N	051174	1	Brisbane	14-Apr
1:35.35.0	J Saville			24	Turin	12-Oct
1:36.07.0	J Saville			2	Zapopan	23-Mar
1:36.22.0	Natalie Saville	N	070978	2	Brisbane	14-Apr
1:36.34.0	J Saville			1	Manchester	28-Jul
1:37.13.0	Claire Woods	S	060781	2	Melbourne	4-Aug
1:38.21.0	Simone Wolowiec	V	120274	3	Brisbane	14-Apr
1:42.38.0	N Saville			4	Manchester	28-Jul
1:43.10.0	Wolowiec			5	Manchester	28-Jul
1:43.44.0	Wendy Muldoon	V	270571	1	Melbourne	5-May
1:46.13.0	Megan Peters	V	180877	1	Melbourne	3-Feb
1:49.02.0	Tracy Rosengrave	V	250877	8	Brisbane	14-Apr
1:49.42.0	Roisin Gleich	V	271081	9	Brisbane	14-Apr
1:50.48.0	Roxie Schmidt	Q	231283	1	Brisbane	14-Jul
1:53.18.0	Kylie Bonney	V	061171	5	Melbourne	4-Aug
1:55.45.0	Rachel Loone	V	090973	1	Melbourne	15-Sep
1:56.58.0	Claire Bock	Q	020882	10	Brisbane	14-Apr
1:59.13.0	Justijana Tonti-Filippini	V	250775	2	Melbourne	3-Feb
2:02.18.0	Nardene Loveday	V	6	Melbourne	4-Aug	
2:02.54.0	Felija Schmidt	Q	3	Brisbane	14-Jul	
<b>HIGH JUMP</b>						
1.88	Petrina Price	N	260484	1	Newcastle	19-Jan
1.88	Price			1	Canberra	22-Jan
1.88	Price			1	Sydney	2-Feb
1.87	Price			3	Kingston	20-Jul
1.86	Jane Jamieson	N	230675	hep	Manchester	26-Jul
1.85	Price			1	Brisbane	13-Apr
1.85	Price			1	Nassau	11-Jul
1.85	Price			1	Sydney	30-Nov
1.84	Price			1	Canberra	8-Feb
1.84	Price			1	Sydney	16-Feb
1.84	Price			1	Sydney	5-Apr
1.84	Price			1	Darwin	28-Jun
1.83	Casey NARRIER	W	290585	1	Perth	16-Mar
1.82	Alexandra Church	N	140184	2	Canberra	22-Jan
1.82	Peta Mason	Q	250479	1	Brisbane	16-Feb
1.82	Lauren Foote	S	270484	2	Adelaide	23-Mar
1.82	Matilda Gunn	Q	190686	1	Brisbane	18-Sep
1.80	Karen Dickson	W	161080	1	Perth	13-Jan

1.80	Lindsey McDonnell (Gbr)	W	130879	2	Perth	13-Jan
1.80	Sherryl Morrow	V	220373	1	Melbourne	2-Mar
1.80	Kylie Wheeler	W	170180	2	Perth	16-Mar
1.80	Cheryl Purcell	W		1	Perth	10-Nov
1.80	Tessa Densley	V	250784	1	Hobart	6-Dec
1.79	Sophia Begg	N	140688	1	Hobart	8-Dec
1.78	Mandy Heath	N	141180	3	Adelaide	23-Mar
1.78	Vicki Collins	Q	011082	=2	Brisbane	12-Apr
1.76	Carmen Hunter	Q	261078	2	Brisbane	16-Feb
1.76	Clare Thompson	V	281277	hep	Brisbane	11-Apr
1.76	Claire Mallett	N	291284	5	Brisbane	13-Apr
1.76	Ellen Pettitt	W		2	Hobart	8-Dec
1.75	Gabrielle Conroy	N	270875	1	Sydney	6-Jan
1.75	Kathy Spalding	V	300581	1	Melbourne	15-Jan
1.75	Nadia Smith (Nzl)	V	180276	1	Melbourne	26-May
1.75	Gina Harrop	A	181078	1	Sydney	8-Nov
1.73	Bianca Doja	N	181186	1	Sydney	13-Oct
1.72	Melanie Street	T	130585	1	Hobart	20-Jan
1.72	Kristen Truscott	N	070581	2	Madison	19-May
1.71	Catherine Drummond	Q	141287	1	Adelaide	23-Mar
1.71	Stephanie Vathis	V	150288	2	Adelaide	23-Mar
1.71	Hannah Alderton	V	031088	3	Adelaide	23-Mar
1.70	Belinda Lavarrack	Q	090176	1	Gold Coast	4-Jan
1.70	Carly Bartlett	N	080283	2	Sydney	6-Jan
1.70	Kerry Gorski	W	021079	2	Perth	6-Jan
1.70	Jane Millington	V	160776	2	Ballarat	19-Jan
1.70	Rachael Duggan	W	020185	1	Perth	1-Feb
1.70	Jane Brotherton	N	120784	2	Sydney	2-Feb
1.70	Jess Meares	Q	091287	=3	Brisbane	16-Feb
1.70	Breanna Hargrave	S	090283	4	Adelaide	23-Mar
1.70	Sian MacDonald	A	150285	1	Adelaide	24-Mar
1.70	Virginia Young-Moresi	N	240276	hep	Brisbane	11-Apr
1.70	Danielle Senior	N	170781	hep	Brisbane	11-Apr
1.70	Christina Heydon	N	260784	2	Sydney	12-Oct
1.70	Lauren Hughan	N		1	Sydney	9-Nov
1.70	Nicola Downing	N	240382	1	Sydney	23-Nov
1.70	Amanda Bisk	W		3	Perth	21-Dec
indoors						
1.77	Kristen Truscott	N	070581	2	West Lafayette	16-Feb
<b>POLEVAULT</b>						
4.46	Tatiana Grigorieva	S	081075	2	Salamanca	10-Jul
4.45	Kym Howe	W	120680	1	Perth	16-Mar
4.44	Grigorieva			1	Brisbane	13-Apr
4.43	Grigorieva			4	Rieti	8-Sep
4.40	Howe			1	Perth	20-Jan
4.40	Grigorieva			1	Canberra	8-Feb
4.40	Howe			1	Adelaide	23-Mar
4.40	Grigorieva			2	Adelaide	23-Mar
4.40	Grigorieva			1	Milan	6-Jun
4.40	Grigorieva			2	Turin	8-Jun
4.30	Bridgid Isworth	V	151081	1	Hamilton	6-Feb
4.30	Emma George	W	011174	1	Perth	24-Feb
4.25	Rachael Dacy	V	101176	1	Melbourne	6-Apr
4.10	Rosanna Ditton	N	070679	1	Sydney	10-Feb
4.10	Wendy Young	S	180384	4	Adelaide	23-Mar
4.00	Irie Hill (Gbr)	V	160169	1	Ballarat	19-Jan
3.85	Erryn Boxall	W	311084	7	Perth	16-Mar
3.85	Jana Tankosic	S	100486	1	Adelaide	24-Mar
3.80	Charmaine Lucock	Q	080487	1	Hobart	5-Dec
3.75	Lauren Eley	S	061283	1	Adelaide	18-Jan
3.75	Christie Elwin	S	040681	1	Tallahassee	23-Mar
3.65	Cathy Georgiou	V	050977	3	Melbourne	6-Apr
3.65	Jacinta Lynn	V	120285	3	Brisbane	12-Apr
3.60	Katrina Miroshnichenko (Rus)	Q	120186	2	Brisbane	18-Jan
3.60	Amy Beckman	Q	110583	1	Gold Coast	23-Nov
3.60	Kelly Wright	Q	140684	2	Gold Coast	23-Nov
3.60	Tracy Young	S	040481	2	Adelaide	14-Dec

## Australian Rankings List 2002 (continued...)

3.50	Ashlee Hayes	V	221184	6	Canberra	22-Jan	
3.50	Dawn Hartigan	V	131156	=1	Melbourne	19-Mar	
3.50	Sarsha McGowan	Q	220883	qual	Brisbane	11-Apr	
3.50	Meredith Jones	N		1	Sydney	26-Oct	
3.50	Anthea Kotyla	S	210984	1	Adelaide	16-Nov	
3.50	Danielle O'Reilly	S	051088	1	Adelaide	16-Nov	
3.50	Danielle Vyke	V	241078	3	Geelong	30-Nov	
3.50	Sarah Wiltshire	V	200379	2	Melbourne	12-Dec	
3.45	Jamie Scroop	S	290388	2	Hobart	6-Dec	
3.40	Kym Lawson	V	150682	3	Melbourne	12-Jan	
3.40	Naomi Bligh	N	060986	2	Sydney	3-Feb	
3.40	Fiona Buchanan	V	071281	3	Melbourne	6-Feb	
3.40	Vicky Parnov	W	241090	1	Hobart	7-Dec	
3.35	Katherine Rogers	W	170186	1	Perth	1-Feb	
3.35	Jessica Turner	V	230283	6	Melbourne	6-Apr	
3.35	Taryn Neville	W		1	Perth	16-Nov	
3.25	Jessica Lyden	T	070583	1	Hobart	3-Mar	
3.20	Skye Humphreys	W	190885	2	Perth	1-Mar	
3.20	Dhana-Marie Crozier	A	150471	1	Sydney	9-Mar	
3.20	Narelle Henderson	V	300184	11	Brisbane	12-Apr	
3.20	Madeline Samson	N	260587	4	Hobart	5-Dec	
3.15	Sarah 'Sallie' Burton	V	070985	7	Melbourne	6-Apr	
3.15	Alana Boyd	Q	100584	=3	Adelaide	3-Oct	
3.15	Heather Chandler	S	201183	2	Adelaide	2-Nov	
3.10	Erica Roadknight	V	130685	2	Melbourne	5-Oct	
3.10	Danielle Dwyer	T		1	Launceston	27-Oct	
3.10	Elizabeth Marriott	S		3	Adelaide	9-Nov	
3.10	Tereza Vodesil	W		3	Perth	22-Nov	
3.10	Krista Meares	Q	221187	1	Brisbane	29-Nov	
3.05	Rebecca Weisz	V	180380	1	Melbourne	23-Feb	
3.05	Adele Holland	V	240587	=5	Hobart	8-Dec	
3.05	Sarah Riseley	V	270787	7	Melbourne	12-Dec	
3.00	Victoria Head	N	060684	4	Sydney	2-Feb	
3.00	Rebecca Ranclaud	Q	130184	1	Brisbane	12-Oct	
indoors							
3.80	Christie Elwin	S	040681	1	Knoxville	5-Jan	
<b>LONG JUMP</b>							
7.00	+1.8	Bronwyn Thompson	Q	290178	1	Melbourne	7-Mar
6.77	+0.2	Thompson		1	Brisbane	13-Apr	
6.71	+1.4	Thompson		3	Madrid	3-Jul	
6.64	+0.0	Thompson		4	Stockholm	17-Jul	
6.63	+0.3	Thompson		1	Darwin	15-Jun	
6.62	+0.7	Thompson		1	Canberra	8-Feb	
6.47	-0.6	Thompson		qual	Manchester	28-Jul	
6.47	+1.4	Thompson		7	London	23-Aug	
6.43	+1.8	Shermin Oksuz	W	240384	1	Perth	2-Feb
6.43	+1.9	Thompson		-	Brisbane	16-Feb	
6.43	+1.5	Nicole Boegman	N	050367	-	Brisbane	16-Feb
6.40	-0.5	Thompson		1	Adelaide	23-Mar	
6.38	+1.6	Sharon Sutherland	W	100377	-	Perth	9-Mar
6.36	+0.2	Kerrie Perkins	N	020479	2	Brisbane	13-Apr
6.27	+1.9	Kylie Wheeler	W	170180	1	Darwin	22-Jun
6.25	+1.7	Jacinta Boyd	Q	100286	2	Darwin	22-Jun
6.23	+0.6	Nadia Smith (Nzl)	V	180276	6	Brisbane	13-Apr
6.20	+1.4	Lisa Morrison	W	241281	7	Brisbane	13-Apr
6.16	+1.5	Kym Burns	V	250271	1	Melbourne	14-Feb
6.15	+0.0	Leona Bilous	V	041284	hep	Brisbane	12-Apr
6.01		Jane Jamieson	N	230675	1	Sydney	26-Jan
5.96	+1.2	Kylie Reed	V	171274	4	Melbourne	3-Mar
5.96	+2.0	Susannah Hahn	N	170384	1	Gold Coast	3-Nov
5.95		Jeanette Bowles	V	140179	1	Melbourne	9-Feb
5.95	+1.3	Clare Thompson	V	281277	2	Darwin	26-Jun
5.94	+1.2	Naomi Bligh	N	060986	2	Hobart	6-Dec
5.93	+1.5	Mariklud Viduka	V	231273	2	Melbourne	14-Feb
5.92	+0.0	Sarah Dosen	V	181183	2	Brisbane	11-Apr
5.91	+1.9	Natalie Brown	Q	070278	1	Adelaide	3-Oct
5.90		Emma Cochrane	V	051279	2	Melbourne	9-Feb

5.87	-0.7	Sherryl Morrow	V	220373	hep	Hobart	3-Feb
5.85	+1.2	Crystal Cragan	W	010885	2	Adelaide	22-Mar
5.82	+0.9	Emma Knight	V	020985	1	Melbourne	5-Oct
5.80		Chelsea Jaensch	S	060185	1	Adelaide	23-Nov
5.79		Fleur Castlereagh	N	240477	1	Sydney	15-Mar
5.78	+1.0	Crystelle Coulon	N	031085	4	Adelaide	22-Mar
5.76		Davina Strauss	N	030479	1	Seattle	11-May
5.72	-0.7	Kathleen Norman	Q	220880	6	Brisbane	16-Feb
5.71	+0.9	Edwina Clarke	N	200685	5	Adelaide	22-Mar
5.69	+0.6	Mandy Heath	N	141180	4	Canberra	22-Jan
5.68		Preya Carey	N	161183	1	Sydney	22-Oct
5.68	+1.3	Nicole Barnes	N	151173	2	Sydney	30-Nov
5.68	+0.0	Hayley Cerveto	Q	051286	3	Hobart	6-Dec
5.66	+1.5	Chantella Perera	V	070686	1	Melbourne	4-Oct
5.65	+0.5	Amanda West	Q	060387	1	Hobart	7-Dec
5.64		Elizabeth Murphy	Q	171082	qual	Adelaide	1-Oct
5.63	+2.0	Sandra Gabrael (Lib)	N		2	Adelaide	3-Oct
5.63		Elianna Suluvale	Q		3	Brisbane	26-Oct
5.61		Michelle Apostolou	S	031279	1	Adelaide	16-Feb
5.60	-1.4	Naomi Bligh	N	060986	1	Sydney	12-Oct
5.60	+0.4	Alexis Turner	Q	030785	2	Hobart	8-Dec
5.59	+1.6	Simone Carre	W	221082	2	Perth	10-Mar
5.59		Tarja Clarke	Q	030785	2	Brisbane	25-Oct
5.58	+0.2	Melissa Moss	Q	251074	1	Brisbane	18-Jan
5.57	+0.0	Lauren Foote	S	270484	8	Nassau	11-Jul
5.56		Natalie Irwin	S	091285	1	Brisbane	25-Oct
5.55	+1.4	Tessa Densley	V	250784	1	Melbourne	4-Oct
5.55	+0.9	Lisa Hughes	W	270484	hep	Brisbane	12-Apr
5.54	-0.4	Maricor Cuenca	N	010288	1	Sydney	2-Mar
5.54	+1.7	Alana Boyd	Q	100584	=3	Adelaide	3-Oct
5.52	1.6	Sally Bult	W	031070	4	Perth	24-Feb
5.52		Savanah Zwickl	W	081085	1	Perth	22-Mar
5.50	+1.0	Gillian Ragus	W	050476	hep	Brisbane	12-Apr
5.50		Lisa Antill	N	141082	qual	Adelaide	1-Oct
wind-assisted							
6.56	+2.5	Nicole Boegman	N	050367	2	Canberra	8-Feb
6.45	+2.5	Sharon Sutherland	W	100377	3	Melbourne	7-Mar
6.32	+2.3	Kylie Wheeler	W	170180	1	Perth	24-Feb
6.24	+2.6	Jacinta Boyd	Q	100286	5	Melbourne	7-Mar
6.24	+3.4	Kym Burns	V	250271	5	Perth	16-Mar
6.15	+2.3	Kylie Wheeler	W	170180	hep	Perth	20-Jan
6.10	+3.3	Jeanette Bowles	V	140179	2	Melbourne	3-Mar
6.05	+2.1	Clare Thompson	V	281277	hep	Brisbane	12-Apr
6.01	+3.0	Sarah Dosen	V	181183	1	Melbourne	1-Mar
6.01	+2.5	Leona Bilous	V	041284	1	Melbourne	14-Mar
5.93	+5.0	Natalie Brown	Q	070278	5	Brisbane	16-Feb
5.93	+2.6	Mariklud Viduka	V	231273	5	Melbourne	3-Mar
5.89	+2.9	Simone Carre	W	221082	3	Perth	20-Jan
5.89	+2.8	Kathleen Norman	Q	220880	1	Brisbane	22-Mar

**TRIPLE JUMP**

14.04	+2.0	Nicole Mladenis	W	220975	1	Hobart	9-Mar
13.73	+1.8	Mladenis			-	Adelaide	23-Mar
13.72	+1.0	Mladenis			1	Perth	17-Feb
13.65	-0.4	Mladenis			1	Perth	7-Apr
13.62	-0.4	Mladenis			1	Brisbane	12-Apr
13.59	+0.6	Mladenis			1	Perth	1-Mar
13.52	+0.9	Mladenis			1	Darwin	26-Jun
13.47		Mladenis			1	Perth	27-Jan
13.46	+1.8	Mladenis			-	Perth	9-Feb
13.46	+0.4	Mladenis			1	Darwin	23-Jun
13.41	-1.0	Mladenis			1	Perth	2-Feb
13.35	+0.3	Mladenis			qual	Brisbane	11-Apr
13.19	+1.4	Michelle Apostolou	S	031279	2	Adelaide	23-Mar
12.90	+0.5	Gillian Ting	N	200177	3	Adelaide	23-Mar
12.60	+1.4	Melissa Moss	Q	251074	qual	Brisbane	11-Apr
12.52		Mariklud Viduka	V	231273	1	Melbourne	21-Feb
12.51	+0.0	Sarah Sydney	Q	160284	1	Brisbane	13-Apr

## Australian Rankings List 2002 (continued...)

12.48	+0.0	Rebekah Williams	W	020684	2	Brisbane	13-Apr
12.47	+2.0	Kate O'Donnell	N	021184	4	Newcastle	23-Feb
12.46		Paula Lodge	S	100177	2	Adelaide	3-Mar
12.46	+0.0	Jeanette Bowles	V	140179	6	Brisbane	12-Apr
12.41	+1.8	Crystal Cragan	W	010885	3	Perth	16-Mar
12.19	+1.9	Anna Coster	S	050983	7	Adelaide	23-Mar
12.19	+1.9	Lisa Antill	N	141082	-	Sydney	2-Nov
12.17	+0.7	Katelyn Grehan	N	140485	2	Hobart	5-Dec
12.16	-0.1	Chelsea Scott	V	310185	2	Adelaide	23-Mar
11.99	+0.6	Karen Lyne	V	250573	8	Adelaide	23-Mar
11.96	-0.3	Liz Dalton	A	130386	1	Canberra	30-Nov
11.88	+0.6	Linda Allen	Q	220387	1	Hobart	8-Dec
11.82	-0.9	Emma Knight	V	020985	3	Adelaide	23-Mar
11.79		Alexis Turner	Q	030785	1	Brisbane	29-Nov
11.76	+0.9	Alysha House	N	151188	3	Hobart	7-Dec
11.74	+0.9	Kylie Smith	V	161183	3	Melbourne	21-Feb
11.72	+1.5	Sarah Duffield	W	190684	2	Perth	10-Mar
11.66		Jane Denning	V	080481	2	Melbourne	10-Jan
11.64		Katie Sumpton	N	250778	2	Sydney	9-Feb
11.62	+1.1	Tabitha Dudley	V	150486	2	Melbourne	12-Dec
11.61		Elizabeth Murphy	Q	171082	1	Cairns	22-Jun
11.59	+1.2	Lauren Jackson	N	'84	1	Sydney	2-Nov
11.56		Helen Galanopoulos	V	171080	3	Melbourne	10-Jan
11.56	+0.6	Malinda Vaughan	V		3	Melbourne	2-Mar
11.56	+0.9	Jessica Hruby	S	150287	6	Hobart	7-Dec
11.56	+1.7	Amy Sadler	N	170488	2	Hobart	8-Dec
11.52	+0.4	Elizabeth Murphy	Q	171082	1	Townsville	4-May
11.50	+0.6	Tarja Clarke	Q	030785	7	Hobart	7-Dec
wind-assisted							
14.21	+4.7	Nicole Mladenis	W	220975	1	Perth	16-Mar
12.92	+3.2	Gillian Ting	N	200177	1	Sydney	12-Jan
12.90	+2.8	Mariklud Viduka	V	231273	1	Sydney	3-Feb
12.68	+2.1	Paula Lodge	S	100177	5	Adelaide	23-Mar
12.62	+2.4	Melissa Moss	Q	251074	1	Brisbane	11-Jan
12.55	+4.7	Rebekah Williams	W	020684	1	Perth	19-May
12.52	+2.6	Crystal Cragan	W	010885	1	Perth	8-Dec
12.41	+2.3	Alexis Turner	Q	030785	1	Hobart	5-Dec

### SHOT PUT

16.19		Michelle Haage	N	141174	1	Sydney	2-Feb
16.11		Haage			1	Sydney	10-Feb
16.05		Haage			1	Newcastle	23-Feb
15.96		Haage			1	Sydney	12-Jan
15.92		Haage			1	Sydney	24-Feb
15.73		Haage			4	Szombathely	16-Jul
15.67		Haage			1	Canberra	8-Feb
15.59		Haage			1	Darwin	26-Jun
15.55		Haage			4	Varazdin	6-Jul
15.51		Haage			1	Brisbane	12-Apr
15.42		Haage			qual	Manchester	27-Jul
15.34		Haage			4	Szombathely	14-Jul
14.91		Alifatou Djibril (Tog)	S	130280	2	Brisbane	12-Apr
14.12		Alison Lever	Q	131072	1	Brisbane	18-Jan
13.98		Belinda Johnson	N	011184	1	Sydney	19-Oct
13.93		Jane Jamieson	N	230675	2	Sydney	2-Feb
13.93		Dani Samuels	N	260588	1	Hobart	8-Dec
13.65		Rebecca Neilsen	V	180983	1	Melbourne	14-Feb
13.63		Melissa Delich	W	051179	1	Perth	21-Dec
13.53		Sharmane Motuliki	N	130387	2	Hobart	8-Dec
13.37		Clare Thompson	V	281277	hep	Manchester	26-Jul
13.05		Joanne Morris	Q	250680	3	Christchurch	12-Dec
13.03		Sally Bramwell	V	230181	2	Melbourne	26-Mar
13.00		Leana Bishop	Q	250185	3	Hobart	8-Dec
12.91		Leona Bilous	V	041284	hep	Brisbane	25-May
12.83		Cecilia McIntosh	V	210679	2	Melbourne	10-Jan
12.80		Sharyn Dickson	N	190784	2	Sydney	12-Jan
12.77		Monique Nacsa	Q	261076	1	Brisbane	2-Mar
12.73		Mandy Heath	N	141180	6	Canberra	8-Feb

12.73	Annabel Thomson	N	120587	2	Hobart	6-Dec
12.68	Stacey Vernon	V		1	Melbourne	9-Nov
12.61	Kylie Wheeler	W	170180	1	Manchester	26-Jul
12.60	Byrony Glass	W	310377	1	Perth	2-Feb
12.58	Leana Bishop	Q	250185	1	Brisbane	26-Oct
12.45	Chris Schultz	V	090151	2	Melbourne	2-Mar
12.36	Rebecca Papadopoulos	N	180186	1	Sydney	6-Sep
12.28	Emma Torney	V		2	Melbourne	12-Dec
12.27	Deborah Lovely	Q	200683	4	Brisbane	13-Apr
12.24	Larissa Tourchinskaya (Rus)	V	290465	3	Melbourne	14-Nov
12.21	Amanda Constable	V	310371	4	Melbourne	2-Mar
12.19	Caroline Jackman	S	150274	2	Adelaide	3-Mar
12.18	Brooke Krueger	S	090780	2	Adelaide	14-Dec
12.13	Lauren Bettini	W	151185	1	Perth	13-Jan
12.12	Belinda Forsyth	N	191285	2	Sydney	5-Sep
12.09	Rebecca Papadopoulos	N	180186	1	Sydney	13-Oct
12.09	Julie Bennell	Q	090587	5	Hobart	6-Dec
12.07	Samantha Fraser	Q	200284	1	Brisbane	17-Feb
12.06	Rosalie Tennent	Q	171282	1	Adelaide	1-Oct
12.05	Lisa Craig	N	190786	2	Sydney	6-Sep
12.04	Bronwyn Eagles	N	230880	1	Sydney	31-Aug
12.02	Amber Loone	T	130380	1	Hobart	16-Feb
12.02	Rebecca O'Loughlin	V	110478	3	Melbourne	21-Feb
unregistered athlete						
13.85	S Hartnett			1	Ballarat	19-Jan

**DISCUSTHROW**

61.67	Alison Lever	Q	131072	1	Gold Coast	8-Apr
61.61	Lever			1	Brisbane	22-Mar
60.77	Lever			1	Brisbane	5-Apr
60.72	Lever			1	Perth	16-Mar
60.29	Lever			2	Brisbane	13-Apr
59.66	Lever			2	Auckland	2-Feb
59.57	Lever			1	Brisbane	2-Mar
59.50	Lever			1	Darwin	22-Jun
59.03	Lever			2	Hamilton	6-Feb
58.93	Lever			1	Szombathely	16-Jul
58.90	Lever			2	Melbourne	7-Mar
58.48	Monique Nacsa	Q	261076	1	Brisbane	3-Feb
55.50	Debbie Pickersgill	Q	230380	1	Brisbane	29-Nov
53.82	Alifatou Djibril (Tog)	S	130280	3	Perth	16-Mar
50.80	Christy Thiel	N	300474	1	Sydney	6-Jan
48.81	Kathy Dodsworth	N	081175	1	Richmond, USA	19-Apr
48.13	Julie Bennell	Q	090587	1	Hobart	8-Dec
47.96	Sharmane Motuliki	N	130387	2	Hobart	8-Dec
47.87	Tamika Hicks	V	230477	1	Melbourne	2-Mar
47.70	Leana Bishop	Q	250185	1	Hobart	5-Dec
47.21	Rhiannon Rae	N	010183	1	Sydney	3-Feb
46.56	Belinda Forsyth	N	191285	1	Sydney	6-Sep
46.15	Deborah Lovely	Q	200683	1	Brisbane	16-Feb
45.73	Michelle Haage	N	141174	1	Sydney	24-Feb
45.60	Raelene Warren	V	170278	2	Geelong	30-Nov
45.56	Belinda Maher	W	170283	2	Perth	1-Mar
45.52	Dani Samuels	N	260588	3	Hobart	8-Dec
45.46	Samantha Fraser	Q	200284	3	Brisbane	11-Apr
45.32	Leana Bishop	Q	250185	1	Brisbane	25-Oct
44.50	Sharyn Dickson	N	190784	4	Brisbane	11-Apr
44.31	Alicia Marshall	S	120385	1	Adelaide	2-Nov
44.25	Elaine Targett	N	101181	3	Sydney	3-Feb
43.88	Belinda Johnson	N	011184	3	Brisbane	26-May
43.86	Samantha Collier	Q	180485	4	Caen	1-Jun
43.69	Rebecca Noy	N	050281	4	Sydney	3-Feb
43.65	Megan Boyes	V	091280	3	Geelong	30-Nov
43.20	Sally Bramwell	V	230181	2	Melbourne	4-Mar
43.02	Lucy Mose	N		1	Sydney	5-Nov
42.85	Lauren Burns	V	221283	1	Melbourne	6-Feb
42.37	Calista Lyon	V	020186	5	Hobart	6-Dec
41.92	Cara Mackey	V	081085	1	Melbourne	9-Nov

## Australian Rankings List 2002 (continued...)

41.77	Tameika Walters	T	251081	1	Penguin	12-Jan
41.45	Tevvi Bullock	N	080287	4	Hobart	8-Dec
41.33	Josene Peri	N		5	Hobart	8-Dec
41.17	Lauren Bettini	W	151185	2	Perth	20-Jan
40.92	Annabel Thomson	N	120587	6	Hobart	8-Dec
40.83	Sarah Kissell	W		2	Perth	7-Apr
40.23	Stephanie Squires	Q	150888	1	Brisbane	26-Oct
40.16	Sharyn Tennent	Q	081180	4	Christchurch	14-Dec
40.14	Amy Lamond	Q	030185	7	Hobart	5-Dec
<b>HAMMERTHROW</b>						
69.65	Bronwyn Eagles	N	230880	1	Adelaide	23-Mar
69.65	Eagles			1	Brisbane	14-Mar
69.38	Eagles			1	Sydney	10-Feb
69.18	Eagles			1	Melbourne	7-Mar
69.11	Eagles			1	Hobart	9-Mar
68.98	Eagles			1	Darwin	23-Jun
68.77	Eagles			3	Madrid	3-Jul
68.60	Eagles			1	Newcastle	23-Feb
68.52	Eagles			3	Varazdin	6-Jul
68.34	Eagles			1	Sydney	26-Jan
68.11	Eagles			1	Sydney	12-Jan
68.10	Eagles			1	Sydney	2-Feb
67.87	Brooke Krueger	S	090780	4	Szombathely	14-Jul
65.89	Debbie Sosimenko	N	050474	1	Wollongong	11-May
65.71	Karyne Di Marco	N	140378	3	Brisbane	14-Apr
61.04	Kellie Hall	N	270179	3	Sydney	10-Jan
60.17	Gabrielle Neighbour	V	221183	4	Kingston	20-Jul
59.09	Nicole Robertson	N	040782	4	Sydney	12-Jan
58.07	Maree Ryabovitch	N	010380	7	Sydney	10-Feb
57.30	Byrony Glass	W	310377	1	Perth	27-Jan
55.65	Sharyn Tennent	Q	081180	1	Ballarat	7-Dec
55.30	Raelene Warren	V	170278	2	Melbourne	3-Mar
51.99	Breanne Clement	N	020782	2	Sydney	19-Oct
50.58	Rebecca Neilsen	V	180983	3	Melbourne	3-Mar
49.85	Breanna Neighbour	V	290981	2	Geelong	30-Nov
48.25	Deborah Lovely	Q	200683	2	Brisbane	11-Apr
48.23	Anthea Rallis	S	150777	2	Adelaide	18-Jan
47.43	Belinda Maher	W	170283	1	Perth	10-Mar
46.11	Megan Kendall	N	280386	1	Sydney	3-Mar
46.09	Alexie Brown	W	040186	1	Perth	21-Dec
45.40	Kristy Mills	Q	260784	1	Gold Coast	15-Mar
45.05	Erin Petrovic	N	280285	1	Hobart	8-Dec
44.96	Sarah Mtandwa	V	150487	1	Hobart	7-Dec
44.78	Lisa Kirsch	T	270252	1	Hobart	30-Nov
44.16	Sarah Kissell	W		2	Perth	21-Dec
43.75	Debbie Pickersgill	Q	230380	2	Perth	10-Jan
43.62	Jayne Hardy			1	Melbourne	7-Oct
42.65	Lisa Kirsch	T	270252	1	Hobart	16-Feb
42.60	Sally Chapman	N	010187	1	Canberra	16-Nov
42.60	Michelle Schlechter	Q	250887	3	Hobart	7-Dec
42.13	Erin Schneider	W		3	Perth	10-Mar
42.07	Kylie Bicknell	S	190783	1	Adelaide	1-Feb
42.05	Samantha Fraser	Q	200284	2	Brisbane	16-Feb
41.65	Tamika Hicks	V	230477	3	Melbourne	14-Nov
41.54	Sharyn Dickson	N	190784	6	Sydney	16-Nov
41.45	Amy Lamond	Q	030185	5	Hobart	7-Dec
41.33	Anita Millington	T	220286	3	Adelaide	22-Mar
40.78	Sharon Gibbons	N	130658	1	Melbourne	7-Oct
40.76	Carlee Van Dyk	V	120285	1	Melbourne	8-Jan
40.60	Helen Wallis	Q	250185	1	Townsville	4-May
40.51	Emma Torney	V		4	Melbourne	21-Nov
40.30	Libby Williams	A	010179	1	Canberra	19-Feb
40.26	Katrina Onus	S	020981	5	Adelaide	1-Oct

**JAVELIN THROW**

58.95	Cecilia McIntosh	V	210679	1	Szombathely	16-Jul
57.45	McIntosh			1	Melbourne	26-Mar
57.42	McIntosh			2	Manchester	29-Jul
57.11	McIntosh			1	Melbourne	10-Jan
56.54	McIntosh			1	Melbourne	31-Jan
55.69	McIntosh			1	Perth	16-Mar
55.62	McIntosh			1	Darwin	23-Jun
55.32	McIntosh			1	Melbourne	14-Feb
54.89	McIntosh			1	Hobart	9-Mar
54.72	Kathryn Mitchell	V	100782	1	Ballarat	4-Apr
54.53	McIntosh			1	Melbourne	21-Feb
54.14	McIntosh			1	Melbourne	2-Mar
52.77	Kimberley Mickle	W	281284	2	Hobart	9-Mar
50.91	Rosemary Hooper	V	040878	1	Canberra	17-Mar
49.76	Stephanie Hancock	Q	090382	5	Brisbane	12-Apr
49.30	Jane Jamieson	N	230675	2	Sydney	3-Feb
49.24	Rebecca Noy	N	050281	3	Sydney	3-Feb
47.61	Samantha Pearson	N	140585	1	Sydney	3-Feb
46.18	Belinda Johnson	N	011184	1	Sydney	16-Feb
45.72	Kate Smith	Q	100282	2	Christchurch	12-Dec
45.30	Caroline Jackman	S	150274	1	Adelaide	3-Mar
45.05	Zoe Pelbart	N	110887	4	Caen	29-May
44.31	Mandy Heath	N	141180	hep	Brisbane	12-Apr
44.04	Clare Thompson	V	281277	hep	Manchester	27-Jul
44.03	Alicia Marshall	S	120385	1	Hobart	7-Dec
43.54	Christie Elwin	S	040681	2	Knoxville	5-Apr
43.47	Carly Cairns	Q	200682	11	Brisbane	12-Apr
43.41	Annabel Thompson	N	120587	1	Hobart	7-Dec
43.25	Amy Springate	Q	291184	2	Brisbane	16-Feb
43.04	Sally-Anne Geissler	Q		1	Brisbane	25-Oct
42.80	Erin Petrovic	N	280285	2	Hobart	7-Dec
42.53	Siobhan Taylor	V	031280	2	Melbourne	10-Jan
42.46	Katherine Ellem	Q	270285	1	Brisbane	25-Oct
42.08	Ashleigh Payne	N	070486	2	Sydney	21-Sep
42.00	Erin Burns	N	220688	2	Hobart	6-Dec
41.99	Natasha de Niese	V	111078	4	Melbourne	2-Mar
41.61	Gillian Ragus	W	050476	1	Perth	21-Dec
41.30	Emily Nolan	N	140184	3	Sydney	3-Feb
41.21	Kate Adams	A	100282	1	Canberra	8-Jan
40.62	Katherine Worotnicki	V		3	Hobart	7-Dec
40.35	Hannah Zwitzer	Q	070384	1	Adelaide	1-Oct
40.10	Lauren Foote	S	270484	hep	Brisbane	12-Apr
40.03	Renee Cartwright	N		2	Sydney	7-Sep

**HEPTATHLON**

6,059	Jane Jamieson	N	230675	1	Manchester	27-Jul
	14.44,1.86m,13.73m,25.13,5.84m,48.01m,2.20.72)					
5,962	Kylie Wheeler	W	170180	2	Manchester	27-Jul
	(13.95,1.77m,12.61m,24.27,6.18m,35.90m,2.15.57)					
5,867	Clare Thompson	V	281277	4	Manchester	27-Jul
	(14.05,1.74m,13.37m,25.32,5.85m,44.04m,2.19.24)					
5,804	Thompson			1	Brisbane	12-Apr
	(14.09,1.76m,13.02m,25.46,6.05m,42.98m,2.25.83)					
5,698	Wheeler			2	Brisbane	12-Apr
	(14.39,1.76m,11.90m,24.71,6.10m,33.10m,2.17.14)					
5,666	Wheeler			1	Perth	20-Jan
	(14.11,1.78m,11.92m,25.07,6.15m,28.85m,2.17.1)					
5,600	Thompson			1	Invercargill	10-Mar
	(14.06,1.65m,13.33m,25.90,5.87m,40.77m,2.22.66)					
5,555	Mandy Heath	N	141180	3	Brisbane	12-Apr
	(14.94,1.73m,12.46m,25.52,5.77m,44.31m,2.25.38)					
5,392	Lauren Foote	S	270484	1	Brisbane	26-May
	(14.80,1.80m,10.64m,25.30,5.55m,38.52m,2.24.60)					
5,373	Jamieson			4	Brisbane	12-Apr
	(14.64,1.70m,13.60m,26.49,5.80m,41.89m,2.36.59)					
5,341	Foote			9	Kingston	20-Jul
	(14.92,1.80m,11.64m,25.33,5.56m,37.35m,2.30.77)					



## Australian Rankings List 2002 (continued...)

5,328	Gillian Ragus	W	050476	5	Brisbane	12-Apr
	(13.99,1.64m,11.57m,25.56,5.50m,35.46m,2.20.56)					
5,262	Leona Bilous	V	041284	1	Brisbane	12-Apr
	(15.05,1.64m,11.67m,24.83,6.15m,33.47m,2.32.24)					
5,108	Virginia Young-Moresi	N	240276	6	Brisbane	12-Apr
	(14.62,1.70m,11.72m,26.65,5.34m,34.87m,2.25.20)					
5,083	Sherryl Morrow	V	220373	1	Hobart	3-Feb
	(14.18,1.69m,11.15m,25.74,5.87m,31.77m,2.42.68)					
4,861	Bianca Debartolo	N	170885	1	Hobart	6-Dec
	(14.30,1.54m,10.35m,25.96,5.63m,37.78m,2.42.6)					
4,831	Elizabeth Murphy	Q	171082	1	Adelaide	2-Oct
	(15.85,1.67m,10.38m,26.84,5.59m,31.21m,2.23.60)					
4,782	Jane Brotherton	N	120784	2	Hobart	6-Dec
	(15.36,1.66m,11.41m,27.16,5.52m,34.32m,2.38.0)					
4,622	Danielle Senior	N	170781	7	Brisbane	12-Apr
	(15.34,1.70m,8.29m,26.71,5.20m,33.38m,2.32.57)					
4,618	Alexis Turner	Q	030785	3	Hobart	6-Dec
	(15.32,1.57m,8.99m,27.04,5.80m,33.51m,2.36.5)					
4,608	Melissa Tucker	N	030180	1	Sydney	6-Jan
	(16.28,1.55m,10.09m,25.78,5.30m,30.28m,2.23.77)					
4,558	Fiona Kern	V	140384	1	Melbourne	15-Dec
	(16.20,1.64m,10.96m,26.90,5.40m,32.54m,2.39.61)					
4,550	Lisa Hughes	W	240484	1	Perth	3-Mar
	(16.63,1.49m,8.21m,26.14,5.35m,36.76m,2.18.7)					
4,539	Amy Sadler	N	170488	4	Hobart	6-Dec
	(17.20,1.54m,8.06m,26.02,5.32m,37.74m,2.19.6)					
4,502	Rebecca O'Loughlin	V	110478	8	Brisbane	12-Apr
	(15.39,1.52m,11.07m,27.56,4.93m,31.85m,2.25.57)					
4,493	Tessa Densley	V	250784	1	Hobart	6-Dec
	(17.38,1.72m,10.69m,26.55,5.35m,31.17m,2.39.4)					
4,426	Jennifer Coogan	N	050587	6	Hobart	6-Dec
	(16.60,1.54m,10.41m,25.92,5.35m,27.64m,2.31.9)					
4,420	Paula Lodge	S	100177	10	Brisbane	12-Apr
	(15.13,1.52m,9.15m,26.15,5.40m,26.31m,2.36.40)					
4,409	Sally Bult	W	031070	3	Perth	20-Jan
	(14.06,1.48m,9.48m,27.38,5.63m,28.81m,2.49.2)					
4,392	Rosalie Tennent	Q	171282	1	Brisbane	3-Feb
	(15.54,1.47m,11.88m,26.28,5.47m,35.33m,3.03.07)					
4,310	Belinda Sanders	N	030682	3	Adelaide	2-Oct
	(15.67,1.58m,9.32m,27.48,5.26m,32.95m,2.44.50)					
4,208	Leanne Spokes	V	201285	1	Melbourne	5-Oct
4,095	Kylie Montgomery	S	291285	7	Hobart	6-Dec
	(16.12,1.57m,8.34m,27.97,4.76m,31.69m,2.34.6)					
4,018	Claire Hawthorn	N	020278	2	Sydney	6-Jan
	(16.64,1.46m,9.31m,28.10,5.26m,29.70m,2.38.21)					
4,011	Katja Nematic	V	101085	2	Melbourne	5-Oct

### ACKNOWLEDGEMENTS

David Tarbotton, Dan Suchy, Anton Booth, Carlie Merenda, Dianne Poetschka, Fletcher McEwen, Rod Griffin, Peter Barrett, Ronda Jenkins, Sam Nash, Frank Woods, Mark Donahoo, Linda Butler, Peter Waddell, John Mitchell, Sharon Hannan, Ian Boswell, Mark Stewart, Lawrie Barclay, Ian Kemp, Rick Cattermole, Cameron Gibson, Ray Smith, Paul Laurendet, Ken Nakamura, Brian Roe, Peter Matthews, George Proimos, Sam Nash, Shirley Orr, Helen Moir, Kathy Nicholls, Stephen Lock, David Cooper, Pat Clohessy, Brendon Hill, Dave Stevens, Tom Brandt, Dave Cundy, Raul Leoni, Heinrich Hubbeling, Victorian Walkers Club, Jose Luis Hernandez, State Associations, Athletics Australia, ATFS Members, Institutes of Sport

Could you please send any additions, corrections etc to  
Paul Jeness AA Statistician  
23-25 Grandview Road  
Warrandyte 3113

EMAIL: jenesp@ausport.gov.au  
PHONE: 03 9844 1684  
FAX: 03 9844 1863  
MOBILE: 0414 563 316

## Australian U20 - U14 Rankings List 2002

Compiled by David Tarbotton (Athletics Australia Junior Statistician)  
 Amendments to: David.Tarbotton@athletics.org.au

Under-20 Rankings includes performances from athletes born 1983 or later, the additional Under-18 lists are for athletes born in 1985 and 1986 only who don't appear in the Under-20 list. The lists include the top-5 U20 (born 1983 or later) and U18 (born 1985 and 1986) performances.

Key to Rankings: performance, wind reading, name, state/territory, date or year of birth, place in event, venue, date of competition.

Purchase of Rankings: The final 2002 U20-U14 Rankings, with many events over 30 deep, are available for purchase from Dan Suchy. Please send \$6 (includes postage) to Dan Suchy at 9 Sunny Place, St Johns Park NSW 2176

### ACKNOWLEDGEMENTS

Paul Jenes, Charlie Merenda, Dianne Poetschka, Ian Boswell, Fletcher McEwen, Linda Butler, Peter Waddell, John Mitchell, Pat Clohessy, Owen Goulding, Mick Morris, Graham Thomas, Sam Nash, John Harding, Dave and Pauline Stevens, Bob Cruise, Lawrie Barclay, Mel Watman, Peter Matthews, Jade Borella, Tim Zichy-Woinarski, Stephen Lock, Brian Roe, Peter Hamilton, Sophie Kiel, Mark Stewart, Sharon and Peter Hannan, Heinrich Hubbeling, Georgie Fairlie-Cuninghame, Peter Matthews, Mel Watman, Mirko Jalava, Bob Cruise, Anton Booth, Mark Donahoo, Alex Parnov and Alan Launder.

### WOMEN

#### 100 METRES

##### Under 20

11.83	+1.1	Michelle Cutmore	Q	200386	1	Brisbane	13-Apr
11.90	+1.1	Alicia Spencer	N	300683	2	Brisbane	13-Apr
11.94	+1.1	Kylie Bent	W	111285	3	Brisbane	13-Apr
11.95	0.5	Sally McLellan	Q	190986	1	Hobart	7-Dec
11.99	+0.9	Jacinta Boyd	Q	100286	1	Adelaide	24-Mar

##### Under 18 additions

12.12	+0.8	Pip Kehoe	Q	260285	4h	Brisbane	16-Feb
wind-assisted							
11.81	2.2	Alicia Spencer	N	300683	1	Darwin	30-Jun
11.84	3.8	Kylie Bent	W	111285	2	Perth	16-Mar
11.99	3.0	Maricor Cuenca	N	010288	1	Sydney	3-Mar

#### 200 METRES

##### Under 20

24.27	-1.1	Michelle Cutmore	Q	200386	1	Brisbane	12-Apr
24.38	-0.2	Josephine Ngaluafe	Q	110183	1	Brisbane	25-May
24.53	-0.7	Kylie Bent	W	111285	1h	Brisbane	11-Apr
24.54	+1.1	Alicia Spencer	N	300683	4	Darwin	28-Jun
24.60	1.8	Kate Leitch	Q	280787	1h	Brisbane	25-Oct

##### Under 18 additions

24.67	+1.1	Pip Kehoe	Q	260285	5h	Brisbane	17-Feb
24.70	1.8	Jacqueline Davies	Q	020987	2h	Brisbane	25-Oct
wind-assisted							
24.31	2.8	Jacqueline Davies	Q	020987	1	Brisbane	25-Oct
24.37	2.8	Kate Leitch	Q	280787	2	Brisbane	25-Oct
24.44	3.0	Pip Kehoe	Q	260285	1	Brisbane	25-Oct
24.47	3.0	Rebecca Negus	Q	110485	2	Brisbane	25-Oct

##### Manual

24.2	1.6	Kylie Bent	W	111285	mix	Perth	16-Jun
------	-----	------------	---	--------	-----	-------	--------

#### 400 METRES

##### Under 20

53.83		Rebecca Irwin	N	260883	1	Brisbane	13-Apr
54.13		Kate Pedley	T	090184	2	Brisbane	13-Apr
54.15		Annabelle Smith	N	080183	3	Brisbane	13-Apr
54.31		Morgan Whiley	T	030984	4	Brisbane	13-Apr
54.97		Kimberley Crow	V	090885	1	Adelaide	24-Mar

##### Under 18 additions

55.44		Keatyn Windley	N	240186	1	Hobart	7-Dec
55.12		Jaimee-Lee Hoeborgen	N	170288	1	Hobart	7-Dec
55.68		Tara Millgate	N	100585	2	Adelaide	24-Mar
55.70		Pip Kehoe	Q	260285	2	Hobart	7-Dec

## Australian U20 - U14 Rankings List 2002 (continued...)

### 800 METRES

#### Under 20

2.05.14	Kimberley Crow	V	090885	8	Adelaide	23-Mar
2.05.53	Georgie Clarke	V	170684	=5	Melbourne	7-Mar
2.05.72	Melissa Rollison	Q	130483	7	Melbourne	7-Mar
2.07.38	Brooke Simpson	N	040687	1	Sydney	5-Apr
2.07.48	Lisa Corrigan	N	021284	1	Brisbane	25-May

#### Under 18 additions

2:09.10	Kate Gozzard	N	201085	1	Sydney	16-Nov
2:10.02	Zoe Buckman	A	211288	2	Hobart	7-Dec
2:10.10	Madeline Heiner	N	150587	6	Sydney	16-Nov

### 1,500 METRES

#### Under 20

4.09.70	Georgie Clarke	V	170684	2	Hobart	9-Mar
4.09.80	Melissa Rollison	Q	130483	3	Hobart	9-Mar
4:22.32	Brooke Simpson	N	040687	1	Sydney	30-Nov
4.27.51	Lisa Corrigan	N	021284	3	Brisbane	13-Apr
4.27.8	Hayley Tomlinson	V	300388	3	Melbourne	19-Mar

#### Under 18 additions

4:33.79	Madeline Heiner	N	150587	3	Hobart	7-Dec
4:36.73	Sophie Bromfield	N	151085	1	Sydney	3-Mar
4:39.85	Felicity Abram	Q	160686	1	Hobart	7-Dec

### 3,000 METRES

#### Under 20

9:29.18	Georgie Clarke	V	170684	1	Melbourne	14-Dec
9:35.25	Joanna Wall	V	161283	1	Brisbane	12-Apr
9:38.90	Hayley Tomlinson	V	300388	2	Hobart	14-Dec
9:41.25	Felicity Abram	Q	160686	1	Hobart	7-Dec
9:50.5	Brooke Eddy	S		1	Adelaide	4-Jan

#### Under 18 additions

9:53.73	Clare McKechnie	V	270585	2	Hobart	7-Dec
9:59.96	Emily Johnson	N	070288	2	Hobart	7-Dec
10:00.91	Camilla Whishaw	T	230886	3	Hobart	7-Dec

### 5,000 METRES

#### Under 20

16:51.0	Joanna Wall	V	161283	1	Melbourne	14-Feb
17:22.78	Jenny Philip-Young	Q		1	Brisbane	15-Feb
17:33.5	Claudine Smyth	Q		mix	Gold Coast	4-Jan
17:55.2	Clare McKechnie	V	270585	2	Ballarat	19-Jan
17:57.6	Wendy de Boer	Q	260285	2	Gold Coast	6-Jan

### 10,000 METRES

#### Under 20

37:31.2	Ardina Voggt	Q	260383	Q	Adelaide	3-Oct
---------	--------------	---	--------	---	----------	-------

### 100 METRES HURDLES

#### Under 20

14.03	+0.6	Sarah Dosen	V	181183	1	Brisbane	13-Apr
14.15	+0.6	Susannah Hahn	N	170384	2	Brisbane	13-Apr
14.30	+0.6	Leona Bilous	V	041284	3	Brisbane	13-Apr
14.42	1.2	Lisa Spencer	N	160985	1	Sydney	21-Sep
14.50	0.0	Rhoda Mahon	N	170384	2	Sydney	26-Jan

#### Under 18 [0.76m]

13.58	0.1	Sally McLellan	Q	190986	1	Brisbane	26-Oct
13.99	0.4	Lisa Spencer	N	160985	1	Adelaide	24-Mar
14.19	0.4	Chelsea Jaensch	S	060185	2	Adelaide	24-Mar
14.39	0.4	Kylie Wildman	N	230686	1h	Hobart	7-Dec
14.48	1.0	Bianca Debartolo	N	170885	1	Sydney	11-Oct

### 400 METRES HURDLES

#### Under 20

59.08	Kimberley Crow	V	090885	1	Canberra	8-Feb
60.16	Emily Allen	V	220384	6	Brisbane	13-Apr
60.72	Tara Millgate	N	100585	1	Adelaide	23-Mar
62.85	Annie Cahill	N	191084	1	Sydney	16-Nov
62.94	Kelly Macintosh	N	011085	1	Sydney	16-Nov

Under 18 additions						
63.87	Cheryl-Anne McCann	W	140585	3	Hobart	7-Dec
64.17	Jemma Lekkas	N	181085	3	Sydney	3-Mar

**2,000 METRES STEEPLECHASE**

Under 20						
6:50.58	Marnie Ponton	A	160384	1	Canberra	19-Feb
6:58.96	Clare McKechnie	V	270585	1	Hobart	7-Dec
7:00.20	Georgia Kaidonis	S	250487	1	Hobart	7-Dec
7:03.05	Kathryn Archbold	N	030486	2	Hobart	7-Dec
7:06.92	Alison Burgess	S	220387	1	Adelaide	23-Mar
Under 18 additions						
7:08.83	Carly Light	S	150985	1	Adelaide	24-Mar

**3,000 METRES STEEPLECHASE**

Under 20						
9:56.92	Melissa Rollison	Q	130483	1	Brisbane	14-Apr
11:15.81	Carly Light	S	150985	1	Adelaide	2-Mar
12:06.40	Shannon Hill	N	120683		Sydney	2-Nov

**4x100 METRES RELAY**

46.41	National Junior Team			2	Darwin	26-Jun
	J.Ngaluafa,A.Spencer,K.Bent,S.Oksuz					
46.63	QLD U18 Schools Team	Q		1	Hobart	7-Dec
	J.Boyd,M.Cutmore,R.Negas,S.McLellan					
46.73	NSW U/20	N		1	Brisbane	14-Apr
	P.Carey,P.Robertson,C.Cunningham,A.Spencer					
46.95	Queensland U/20	Q		2	Brisbane	14-Apr
	J.Boyd,J.Ngaluafa,R.Negas,S.McLellan					

**4x400 METRES RELAY**

3:40.45	National Junior Team			7	Kingston	21-Jul
	K.Pedley,A.Smith,M.Whiley,R.Irwin					
3:47.26	NSW U/20	N		1	Brisbane	14-Apr
	J.Montague,A.Smith,K.Young,R.Irwin					
3:49.33	Victoria U/20	V		2	Brisbane	14-Apr
	E.Allen,C.Ford,C.White,K.Crow					
3:49.94	NSW U/18 Schools					
	E.Lincoln-Smith,L.Nicod,T.Millgate,J.Hoeborgen					

**3,000 METRES WALK**

Under 18						
13:47.85	Lisa Grant	N	260485	1	Hobart	7-Dec
14:06.94	Bridgitte Burns	V	070786	2	Hobart	7-Dec
14:12.71	Susan Knapton	N	191287	3	Hobart	7-Dec
14:19.91	Jessica Heazlewood	N	300587	4	Hobart	7-Dec
14:29.95	Becky Lee	N	251186	5	Hobart	7-Dec

**5,000 METRES WALK (25:00)**

Under 20						
22:52.70	Laura Johnson	N	310884	1	Darwin	28-Jun
23:57.56	Lisa Grant	N	260485	2	Hobart	7-Dec
23:58.91	Sarah Walkley	N	110583	1	Sydney	2-Feb
24:25.35	Tanya Holiday	S	210988	3	Hobart	7-Dec
24:35.02	Roxie Schmidt	Q	231283	1	Brisbane	16-Feb
Under 18 additions						
24:45.60	Bridgitte Burns	V	070786	mix	Melbourne	30-Nov
25:01.75	Peta Gough		150786	2	Brisbane	16-Jan
25:30.29	Lauren Burns-Rees	N	030586	4	Hobart	7-Dec

**10,000 METRES TRACK WALK**

Under 20						
48:04.78	Laura Johnson	N	310884	10	Kingston	18-Jul
48:56.83	Sarah Walkley	N	110583	7	Canberra	9-Feb
51:22.58	Lisa Grant	N	260485	8	Canberra	9-Feb
53:57.5	Jessica Heazlewood	N	300587	3	Sydney	5-Nov
54:01.1	Fiona Alldiss	N	300688	4	Sydney	5-Nov

RANKINGS

## Australian U20 - U14 Rankings List 2002 (continued...)

### 10KM WALK

Under 20

47:52	Sarah Walkley	N	110583	1	Sydney	22-Jun
49:17	Michelle French	N		2	Sydney	22-Jun
49:21	Becky Lee	N	251186	1	Sydney	18-May
49:38	Susan Knapton	N	191287	2	Sydney	18-May
49:53	Laura Johnson	N	310884	3	Sydney	22-Jun

### HIGH JUMP

Under 20

1.88	Petrina Price	N	260484	1	Newcastle	19-Jan
1.83	Casey Narrier	W	290585	1	Perth	16-Mar
1.82	Alexandra Church	N	140184	2	Canberra	22-Jan
1.82	Lauren Foote	S	270484	2	Adelaide	23-Mar
1.82	Matilda Gunn	Q	190686	1	Brisbane	18-Sep
Under 18 additions						
1.79	Sophia Begg	N	140688	1	Hobart	7-Dec
1.76	Ellen Pettitt	W	130586	2	Hobart	7-Dec
1.73	Bianca Doja	N	181186	1	Sydney	11-Oct

### POLEVAULT

Under 20

4.10	Wendy Young	S	180384	4	Adelaide	23-Mar
3.85	Erryn Boxall	W	311084	7	Perth	16-Mar
3.82	Jana Tankosic	S	100486	1	Adelaide	24-Mar
3.80	Charmaine Luccock	Q	080487	1	Hobart	7-Dec
3.75	Lauren Eley	S	061283	1	Adelaide	18-Jan
Under 18 additions						
3.65	Jacinta Lynn	V	120285	3	Brisbane	12-Apr
3.60	Katrina Miroshnichenko (Rus)	Q	120186	2	Brisbane	18-Jan
3.45	Jamie Scroop	S	290388	2	Hobart	7-Dec

### LONG JUMP

Under 20

6.43	+1.8	Shermin Oksuz	W	240384	1	Perth	2-Feb
6.25	+1.7	Jacinta Boyd	Q	100286	2	Darwin	22-Jun
6.15	+0.0	Leona Bilous	V	041284	1	Brisbane	12-Apr
5.94	1.2	Naomi Bligh	N	060986	2	Hobart	7-Dec
5.92	+0.0	Sarah Dosen	V	181183	2	Brisbane	11-Apr
Under 18 additions							
5.85	+1.2	Crystal Cragan	W	010885	2	Adelaide	22-Mar
5.82	0.9	Emma Knight	V	020985	1	Melbourne	5-Oct
5.78	+1.0	Crystelle Coulon	N	031085	4	Adelaide	22-Mar

### TRIPLE JUMP

Under 20

12.51	+0.0	Sarah Sydney	Q	160284	1	Brisbane	13-Apr
12.48	+0.0	Rebekah Williams	W	020684	2	Brisbane	13-Apr
12.47	+2.0	Kate O'Donnell	N	021184	4	Newcastle	23-Feb
12.41	+1.8	Crystal Cragan	W	010885	3	Perth	16-Mar
12.19	+1.9	Anna Coster	S	050983	7	Adelaide	23-Mar

wind-assisted

12.55	4.7	Rebekah Williams	W	020684	1	Perth	19-May
12.50	3.3	Crystal Cragan	W	010885	1	Perth	10-Mar
12.41	2.3	Alexis Turner	Q	030785	1	Hobart	7-Dec

Under 18 additions

12.17	0.7	Katelyn Grehan	N	140485	2	Hobart	7-Dec
12.16	-0.1	Chelsea Scott	V	310185	2	Adelaide	23-Mar
12.04		Alexis Turner	Q	030785	1	Brisbane	24-Oct
11.96	-0.3	Liz Dalton	A	130386	1	Canberra	30-Nov

### SHOT PUT

Under 20

13.98		Belinda Johnson	N	011184	1	Sydney	19-Oct
13.93		Dani Samuels	N	260588	1	Hobart	7-Dec
13.65		Rebecca Neilsen	V	180983	1	Melbourne	14-Feb
13.53		Sharmane Motuliki	N	130387	2	Hobart	7-Dec
13.00		Leana Bishop	Q	250185	3	Hobart	7-Dec

Under 18 additions						
12.73	Annabel Thompson	N	120587	2	Hobart	7-Dec
12.36	Rebecca Papadopoulos	N	180186	1	Sydney	6-Sep

**DISCUSTHROW**

Under 20						
48.13	Julie Bennell	Q	090587	1	Hobart	7-Dec
47.96	Sharmane Mortuliki	N	130387	2	Hobart	7-Dec
47.70	Leana Bishop	Q	250185	1	Hobart	7-Dec
47.21	Rhiannon Rae	N	010183	1	Sydney	3-Feb
46.56	Belinda Forsyth	N	191285	1	Sydney	6-Sep
Under 18 additions						
45.52	Dani Samuels	N	260588	3	Hobart	7-Dec

**HAMMER THROW**

Under 20						
60.17	Gabrielle Neighbour	V	221183	4	Kingston	20-Jul
50.58	Rebecca Neilsen	V	180983	3	Melbourne	3-Mar
48.52	Deborah Lovely	Q	200683	2	Brisbane	11-Apr
47.43	Belinda Maher	W	170283	1	Perth	10-Mar
46.11	Megan Kendall	N	280386	1	Sydney	3-Mar
Under 18 additions						
45.91	Alexie Brown	W	040186	1	Adelaide	22-Mar
45.05	Erin Petrovic	N	280285	1	Hobart	7-Dec
44.69	Sarah Mtandwa	V	150487	1	Hobart	7-Dec
42.60	Sally Chapman	N	301287	1	Canberra	16-Nov
42.60	Michelle Schlechter	Q	250887	3	Hobart	7-Dec

**JAVELIN THROW**

Under 20						
52.77	Kimberley Mickle	W	281284	2	Hobart	9-Mar
47.61	Samantha Pearson	N	140585	1	Sydney	3-Feb
46.18	Belinda Johnson	N	011184	1	Sydney	16-Feb
45.05	Zoe Pelbart	N	110887	4	Caen	30-May
44.03	Alicia Marshall	S	120385	1	Hobart	7-Dec
Under 18 additions						
43.41	Annabel Thompson	N	120587	1	Hobart	7-Dec
42.80	Erin Petrovic	N	280285	2	Hobart	7-Dec

**HEPTATHLON**

Under 20						
5392	Lauren Foote	S	270484	1	Brisbane	26-May
5262	Leona Bilous	V	041284	1	Brisbane	12-Apr
4861	Bianca Debartolo	N	170885	1	Hobart	7-Dec
4782	Jane Brotherton	N	120784	2	Hobart	7-Dec
4618	Alexis Turner	Q		3	Hobart	7-Dec
Under 18						
4821	Chelsea Jaensch	S	060185	1	Adelaide	24-Mar
4537	Leanne Spokes	V	201285	2	Adelaide	24-Mar
4140	Alisha Hewett	S	261185	3	Adelaide	24-Mar
4063	Katja Nematic	V	101085	4	Adelaide	24-Mar
4009	Leanna Bishop	Q	250185	5	Adelaide	24-Mar

**UNDER 16 WOMEN'S 100 METRES**

12.22	0.7	Maricor Cuenca	88	N	08-Dec	Hobart	1
12.25	0.7	Jacqueline Davies	87	Q	08-Dec	Hobart	2
12.35	-1.0	Kate Leitch	87	Q	08-Dec	Hobart	2sf
12.39	0.0	Michelle Riley	87	N	13-Oct	Sydney	1
12.40	-1.0	Madeline Poke	88	T	08-Dec	Hobart	3sf
wind assisted							
12.02	2.1	Leitch			26-Oct	Brisbane	1

**UNDER 14 WOMEN'S 100 METRES**

12.70	-0.5	Clare Polkinghorne	89	Q	08-Dec	Hobart	1
12.75	1.4	Ebony Gornicu	89	Q	26-Oct	Brisbane	1
12.79	1.9	Susie Knight	89	V	03-Nov	Melbourne	1h
12.80	0.9	Tahlia Bohadana	89	N	07-Sep	Sydney	3
12.80	1.9	Mim Hill	89	V	03-Nov	Melbourne	2h

## Australian U20 - U14 Rankings List 2002 (continued...)

### UNDER 16 WOMEN'S 200 METRES

24.95	1.7	Alicia Pattey	87	N	03-Mar	Sydney	1
25.32	1.7	Rochelle Chivers	88	N	03-Mar	Sydney	3
25.33	1.4	Jessie Gulli	88	V	30-Nov	Geelong	2
25.34	0.9	Chani Van Der Merwe	87	S	24-Mar	Adelaide	
25.34	-1.5	Madeline Poke	87	T	08-Dec	Hobart	1h
wind assisted							
24.31	2.8	Jacqueline Davies	87	Q	26-Oct	Brisbane	1
24.37	2.8	Kate Leitch	87	Q	26-Oct	Brisbane	2

### UNDER 14 WOMEN'S 200 METRES

24.49	0.5	Clare Polkinghorne	89	Q	08-Dec	Hobart	5
25.98	0.5	Jacinta Doyle	90	N	08-Dec	Hobart	1
26.00	1.3	Sian Mowbray	89	N	07-Sep	Sydney	3h
26.26	0.5	Kirsten Andrews	89	N	08-Dec	Hobart	2
26.28	0.5	Fiona Scholz	89	W	08-Dec	Hobart	3

### UNDER 16 WOMEN'S 400 METRES

55.12		Jaimie-Lee Hoebergen	88	N	08-Dec	Hobart	1
56.18		Jacqueline Davies	87	Q	08-Dec	Hobart	2
56.42		Alicia Pattey	87	N	03-Mar	Sydney	2
56.55		Carly Feben	88	V	03-Nov	Melbourne	1
56.85		Brooke Simpson	88	N	03-Mar	Sydney	3

### UNDER 14 WOMEN'S 400 METRES

57.74		Kristen Andrews	89	N	13-Oct	Sydney	1
58.37		Jacinta Doyle	90	N	08-Dec	Hobart	1
58.51		Jamie Casaciang	89	N	08-Dec	Hobart	2
58.85		Karlna Fyfe	89	T	08-Dec	Hobart	3
59.30		Renee Asonitis	90	N	08-Dec	Hobart	4

### UNDER 16 WOMEN'S 800 METRES

2.07.59		Brooke Simpson	87	N	08-Dec	Hobart	1
2.10.02		Zoe Buckman	88	A	08-Dec	Hobart	2
2.11.24		Hayley Tomlinson	87	V	08-Dec	Hobart	3
2.11.65		Anna Neumaier	87	A	08-Dec	Hobart	4
2.12.10		Madeleine Heiner	87	N	16-Nov	Sydney	6

### UNDER 14 WOMEN'S 800 METRES

2.14.27		Lexy Gilmore	89	N	08-Dec	Hobart	1
2.16.04		Heidi Gregson	89	N	08-Dec	Hobart	2
2.16.90		Elizabeth Colwell	89	Q	08-Dec	Hobart	3
2.17.95		Renee Asonitis	90	N	08-Dec	Hobart	4
2.18.40		Genevieve Lacaze	89	Q	08-Dec	Hobart	5

### UNDER 16 WOMEN'S 1500 METRES

4.25.34		Brooke Simpson	87	N	24-Mar	Adelaide	1
4.31.22		Hayley Tomlinson	88	V	08-Dec	Hobart	2
4.33.79		Madeleine Heiner	87	N	08-Dec	Hobart	3
4.37.13		Emily Johnson	88	N	24-Mar	Adelaide	3
4.40.22		Fiona Nash	87	V	08-Dec	Hobart	5

### UNDER 14 WOMEN'S 1500 METRES

4.38.46		Tina Sherratt	89	N	13-Oct	Sydney	2
4.38.56		Lexy Gilmour	89	N	08-Dec	Hobart	1
4.42.46		Elizabeth Colwell	89	Q	08-Dec	Hobart	2
4.42.92		Hayley Tomlinson	88	V	09-Dec	Melbourne	4
4.48.19		Emily Johnson	88	N	09-Dec	Melbourne	1

### UNDER 16 WOMEN'S 3000 METRES

9.47.66		Hayley Tomlinson	88	V	08-Dec	Hobart	1
9.59.96		Emily Johnson	88	N	08-Dec	Hobart	2
10.00.43		Zhoe Warrington	88	V	08-Dec	Hobart	3
10.01.30		Fiona Nash	87	V	08-Dec	Hobart	4
10.09.73		Sophia Kaidonis	88	S	04-Jan	Adelaide	3

### UNDER 16 WOMEN'S 1500 METRES WALK

6.31.67		Jillian Hosking	87	C	08-Dec	Hobart	1
6.39.20		Tanya Holliday	88	S	08-Dec	Hobart	2

6.49.52	Jessica Heazlewood	87	N	08-Dec	Hobart	3	
6.53.21	Susan Knapton	87	N	08-Dec	Hobart	4	
6.54.28	Danielle Wilson	87	N	13-Oct	Sydney	2	
<b>UNDER 14 WOMEN'S 1500 METRES WALK</b>							
7.05.84	Jessica Rothwell	89	V	08-Dec	Hobart	1	
7.10.54	Katarna Grgurovic	89	W	03-Nov	Perth	1	
7.11.75	Nicole Fagan	89	N	08-Dec	Hobart	2	
7.16.30	Else Christie	89	W	03-Nov	Perth	1	
7.22.19	Cassandra Staples	89	N	13-Oct	Sydney	2	
<b>UNDER 16 WOMEN'S 90M HURDLES (.76M)</b>							
12.89	0.8	Tara Holt	88	N	08-Dec	Hobart	1
13.10	0.9	Helen McRae	87	N	07-Sep	Sydney	2
13.14	0.7	Jenna Lebrasse	87	W	08-Dec	Hobart	2s
13.14	0.8	Amy Smith	87	N	08-Dec	Hobart	2
13.15	0.8	Marissa Ward	88	N	08-Dec	Hobart	3
<b>UNDER 14 WOMEN'S 80M HURDLES (.762)</b>							
12.60	-1.1	Clare Polkinghorne	89	Q	08-Dec	Hobart	1
12.81	-1.1	Jemima McDowell	89	V	08-Dec	Hobart	2
12.89	-1.1	Ebony Gorincu	89	Q	08-Dec	Hobart	3
13.02	0.0	Jody Wynn	89	N	13-Oct	Sydney	1
13.08	-1.4	Claire Wheaton	89	V	03-Nov	Melbourne	1
<b>UNDER 16 WOMEN'S 200M HURDLES (.762) 10 FLIGHTS</b>							
28.49	-0.8	Jessica Gulli	88	V	08-Dec	Hobart	1
29.26	-0.8	Tara Holt	88	N	08-Dec	Hobart	2
29.57	-0.8	Rebecca Philby	87	S	08-Dec	Hobart	3
29.89	-1.8	Kassy Hill	87	Q	08-Dec	Hobart	1h
29.94	-0.5	Ashlee Rayson	88	W	08-Dec	Hobart	2h
<b>UNDER 16 WOMEN'S 2000M STEEPLE CHASE</b>							
7.20.76		Ashlea Gilfillan	88	Q	08-Dec	Hobart	1
7.22.25		Alison Burgess	87	V	08-Dec	Hobart	2
7.27.88		Sophie Kaidonis	88	S	08-Dec	Hobart	3
7.31.38		Alice McDonald	86	Q	17-Nov	Brisbane	1
7.36.14		Greta McNiven	87	N	08-Dec	Hobart	4
<b>UNDER 16 WOMEN'S HIGH JUMP</b>							
1.71		Catherine Drummond	87	Q	24-Mar	Adelaide	1
1.71		Stephanie Vathis	88	V	24-Mar	Adelaide	2
1.70		Sophia Begg	88	N	13-Oct	Sydney	1
1.70		Jess Meares	87	Q	26-Oct	Brisbane	1
1.68		Katherine Robb	88	S	27-Oct	Adelaide	1
<b>UNDER 14 WOMEN'S HIGH JUMP</b>							
1.65		Katrina Wetzel	89	Q	08-Dec	Hobart	1
1.64		Emma South	89	N	24-Nov	Sydney	rel
1.63		Trudy Thompson	90	N	13-Oct	Sydney	1
1.62		Lauren O'Neill	89	N	08-Dec	Hobart	2=
1.62		Natalie Brooker	89	Q	08-Dec	Hobart	2=
<b>UNDER 16 WOMEN'S POLE VAULT</b>							
3.80		Charmaine Lucock	87	Q	09-Dec	Hobart	1
3.40		Danielle O'Rielly	88	S	08-Dec	Hobart	2
3.30		Jamie Scroop	88	S	08-Dec	Hobart	3
3.30		Jana Tankosic	86	S	04-Mar	Adelaide	1
3.20		Madelene Samson	87	N	08-Dec	Hobart	4
<b>UNDER 14 WOMEN'S POLE VAULT</b>							
3.40		Vicky Parnov	90	W	08-Dec	Hobart	1
2.80		Jeremy Gibbs	89	W	08-Dec	Hobart	2
2.70		Jacqui Williams	87	V	03-Nov	Melbourne	3
2.50		Jenny Sherwood	89	S	08-Dec	Hobart	3
2.30		Rachael Birtles	W	03-Nov	Perth	3	
<b>UNDER 16 WOMEN'S LONG JUMP</b>							
5.65	0.5	Amanda West	87	Q	08-Dec	Hobart	1
5.54	-0.4	Maricor Cuenca	88	N	03-Mar	Sydney	1



## Australian U20 - U14 Rankings List 2002 (continued...)

5.50		Lauren Kovacs	87	N	24-Mar	Adelaide	2
5.47		Amy Sadler	88	N	13-Oct	Sydney	1
5.39		Jessie Pritchard	87	N	24-Mar	Adelaide	3
<b>UNDER 14 WOMEN'S LONG JUMP</b>							
5.38	1.7	Stephanie Capper	89	Q	08-Dec	Hobart	1
5.31	1.0	Jessica McKinnon	89	W	08-Dec	Hobart	2
5.21	1.2	Nicolette Smith	87	V	03-Nov	Melbourne	1
5.19	1.4	Larissa Perry	89	W	08-Dec	Hobart	3
5.16		Ebony Gornicu	89	Q	08-Dec	Hobart	4
<b>UNDER 16 WOMEN'S TRIPLE JUMP</b>							
11.88	0.6	Linda Allen	88	Q	8-Dec	Hobart	1
11.56	1.7	Amy Sadler	88	N	8-Dec	Hobart	2
11.49		Kelly Pinkerton	87	Q	17-Feb	Brisbane	1
11.48	0.6	Rebecca Philby	87	S	8-Dec	Hobart	3=
11.48	0.6	Alyisha House	88	N	8-Dec	Hobart	3=
wind assisted							
11.96	3.9	Alyisha House	88	N	13-Oct	Sydney	
<b>UNDER 14 WOMEN'S TRIPLE JUMP</b>							
11.12	0.6	Meggan O'Riley	89	S	08-Dec	Hobart	1
11.00	2.0	Jessica McKinnon	89	W	08-Dec	Hobart	2
10.99	1.0	Samantha Gagovska	89	V	08-Dec	Hobart	3
10.73		Ashley McBurney	89	N	17-Mar	Sydney	7
10.71	0.5	Joanna Broomfield	89	V	03-Nov	Melbourne	1
<b>UNDER 16 WOMEN'S SHOT PUT (4KG)</b>							
13.93		Dani Samuels	88	N	08-Dec	Hobart	1
13.53		Sharmane Motuliki	87	N	08-Dec	Hobart	2
12.73		Annabel Thompson	87	N	08-Dec	Hobart	3
12.24		Stacey Vernon	88	V	08-Dec	Hobart	4
12.09		Julie Bennell	87	Q	08-Dec	Hobart	5
<b>UNDER 14 WOMEN'S SHOT PUT (3KG)</b>							
13.89		Vika Lolo	90	N	08-Dec	Hobart	1
13.66		Jasmine Trimble	89	N	08-Dec	Hobart	2
13.26		Christie Chamberlain	89	N	08-Dec	Hobart	3
12.81		Sarah Duncan	89	Q	26-Oct	Brisbane	1
12.77		Catherine Spink	89	Q	08-Dec	Hobart	4
<b>UNDER 16 WOMEN'S DISCUS (1KG)</b>							
48.13		Julie Bennell	87	Q	08-Dec	Hobart	1
47.96		Sharmane Mortuliki	87	N	08-Dec	Hobart	2
45.52		Danielle Samuels	88	N	08-Dec	Hobart	3
41.45		Tevvi Bullock	87	N	08-Dec	Hobart	4
41.33		Josene Peri	87	N	08-Dec	Hobart	5
<b>UNDER 14 WOMEN'S DISCUS (1KG)</b>							
39.99		Jasmine Trimble	88	N	17-Mar	Sydney	1
38.68		Morgan Vosilla	89	N	8-Dec	Hobart	1
38.56		Catherine Spink	89	Q	26-Oct	Brisbane	1
35.98		Sarah Duncan	89	Q	26-Oct	Brisbane	2
35.66		Carly McGrath	89	N	13-Oct	Sydney	2
<b>UNDER 16 WOMEN'S JAVELIN</b>							
43.41		Annabel Thompson	87	N	08-Dec	Hobart	1
42.84		Zoe Pelbart	87	N	08-Dec	Hobart	2
41.36		Erin Burns	88	N	08-Dec	Hobart	3
39.63		Julie Bennell	87	Q	08-Dec	Hobart	4
39.45		Fiona Plunkett	88	Q	08-Dec	Hobart	5
<b>UNDER 14 WOMEN'S JAVELIN (400GM)</b>							
42.74		Sarah Duncan	89	Q	08-Dec	Hobart	1
39.71		Donna Breglia	89	W	08-Dec	Hobart	2
39.48		Kate Shierlaw	89	S	08-Dec	Hobart	3
38.61		Morgan Vosilla	89	N	13-Oct	Sydney	6
37.57		Laura O'Dowd	89	Q	08-Dec	Hobart	2h

**UNDER 16 WOMEN'S HAMMER (4KG)**

43.11	Sarah Mtandwa	87	V	08-Dec	Hobart	1
41.14	Sally Chapman	87	N	13-Oct	Sydney	7
40.68	Michelle Schlechter	87	Q	18-Oct	GC	1
40.25	Rachel Dodo	88	N	13-Oct	Sydney	5
39.24	Anita Milligan		T	17-Feb	Tas	1

**UNDER 16 WOMEN'S COMBINED EVENTS**

4748	Amy Sandler		N	24-Mar	Adelaide	1
4599	Jennifer Coogan		N	24-Mar	Adelaide	2
4337	Nicolette Smith		V	24-Mar	Adelaide	3
4239	Lauren Kovacs		N	24-Mar	Adelaide	4
4227	Madonna Marsh		Q	24-Mar	Adelaide	5

**MEN**

**100 METRES**

<b>Under 20</b>						
10.41	+1.9	Adam Miller	N	220684	2h	Canberra 8-Feb
10.52	1.9	Jacob Groth	N	071285	1	Sydney 27-Sep
10.56	+0.7	Fabrice Lapierre	N	171083	3h	Kingston 16-Jul
10.63	+1.5	Jamie Barnes	Q	170883	4h	Perth 16-Mar
10.67	+0.7	Scott Wells	T	220483	1	Canberra 26-Feb
<b>Under 18 additions</b>						
10.72	1.8	Joseph Law	Q	100185	1	Brisbane 25-Oct
10.80		Luke Mansfield	Q	130585	2	Brisbane 8-Nov
10.81	+1.4	John Thornell	N	220485	1h	Sydney 2-Mar
10.91		Matthew Davies	Q	180485	2	Brisbane 18-Oct
<b>wind-assisted</b>						
10.46	2.7	Adam Miller	N	220684	4	Darwin 22-Jun
10.48	+3.9	Fabrice Lapierre	N	171083	6q	Kingston 16-Jul
10.49	+3.8	Joven Clarke	N	100383	1	Sydney 6-Jan
10.54	+3.8	Brett Eaton	W	240284	2	Perth 22-Mar
10.59	+4.8	Scott Wells	T	220483	3	Canberra 2-Mar
<b>Under 18 additions</b>						
10.80	2.8	Luke Mansfield	Q	130585	2	Brisbane 12-Oct

**200 METRES**

<b>Under 20</b>						
21.23	+1.5	Adam Miller	N	220684	2h	Kingston 18-Jul
21.28	1.4	Jacob Groth	N	071285	1	Sydney 11-Oct
21.42	-0.8	Fabrice Lapierre	N	171083	2	Sydney 2-Feb
21.42	+2.0	John Thornell	N	220485	1	Sydney 3-Mar
21.43		Keith Sheehy	S	141083	1	Adelaide 1-Feb
<b>Under 18 additions</b>						
21.65		Luke Mansfield	Q	130585	1	Brisbane 18-Oct
21.66	0.5	Tom Williamson	V	250885	2	Melbourne 30-Nov
22.09	1.4	Westley Le Breux	N	140385	2	Sydney 11-Oct
<b>wind-assisted</b>						
21.16	2.3	Joseph Law	Q	100185	1	Brisbane 25-Oct
21.22	2.3	Luke Mansfield	Q	130585	2	Brisbane 25-Oct
21.34		Keith Sheehy	S	141083	1	Adelaide 2-Feb
21.72	2.6	Steve Landers	V	250783	1	Melbourne 30-Nov
21.83	4.1	Sam Brewer	Q	051183	1	Brisbane 25-Oct

**400 METRES**

<b>Under 20</b>						
47.01		Keith Sheehy	S	141083	7	Newcastle 23-Feb
47.43		Courtney McLeod	Q	180483	1	Brisbane 13-Apr
47.61		Steve Landers	V	250783	3	Melbourne 7-Mar
47.79		Kris Neofytou	N	030584	1	Hobart 7-Dec
47.89		Ryan Turton	N	210683	3	Brisbane 13-Apr
<b>Under 18 additions</b>						
48.60		Sean Wroe	V	180385	1	Hobart 7-Dec
48.63		Tom Williamson	V	250885	1	Adelaide 24-Mar
48.86		Joshua Webb	Q	130885	3	Hobart 7-Dec
48.93		Werner Botha	Q	171285	7	Nassau 11-Jul
49.06		Andrew Graham	N	030985	4	Hobart 7-Dec

**RANKINGS**

## Australian U20 - U14 Rankings List 2002 (continued...)

### 800 METRES

#### Under 20

1:49.28	Werner Botha	Q	171285	1	Brisbane	25-May
1:49.39	Aaron Jones	T	030183	2	Brisbane	25-May
1:50.10	Tom Richardson	N	300983	4	Brisbane	25-May
1:50.62	Andrew O'Neill	N	050783	2	Darwin	23-Jun
1:50.75	Mitchell Kealey	Q	280184	1	Brisbane	2-Mar

#### Under 18 additions

1:52.07	Ross Ridgewell	N	050985	2	Melbourne	14-Dec
1:53.28	Tyson Mahon	V	091086	2	Melbourne	14-Feb
1:55.7	Joel Milburn	N	170386	4	Sydney	18-Jan
1:56.07	Ashley Bacon	Q	040385	5	GC	23-Nov
1:56.10	David Harney	N	060586	2	Sydney	16-Nov

### 1,500 METRES

#### Under 20

3:44.90	Andrew O'Neill	N	050783	7	Melbourne	7-Mar
3:48.0	Shawn Forrest	V	100783	1	Melbourne	19-Mar
3:49.35	Mitchell Kealey	Q	280184	2	Brisbane	25-Jan
3:50.11	Michael Shelley	Q	101083	3	Nassau	11-Jul
3:52.4	Tyson Mahon	V	091086	6	Melbourne	31-Jan

#### Under 18 additions

3:57.15	Werner Botha	Q	171285	4	Brisbane	12-Oct
4:01.53	Travis Prigg	N	140586	1	Sydney	11-Oct
4:02.15	Ross Ridgewell	N	050985	10	Brisbane	12-Oct
4:02.21	David Hamey	N	060586	2	Sydney	11-Oct

### 3,000 METRES

#### Under 20

8:05.83	Shawn Forrest	V	100783	2	Melbourne	30-Nov
8:09.24	Clinton Perrett	V	110583	2	Melbourne	14-Dec
8:14.53	Jeremy Roff	N	221183	3	Melbourne	14-Dec
8:15.40	Michael Shelley	Q	101083	4	Melbourne	14-Dec
8:24.34	Collis Birmingham	V	271284	5	Melbourne	14-Dec

#### Under 18 additions

8:41.57	Liam Adams	V	040986	10	Melbourne	14-Dec
8:45.78	Zane Holland	V	150785	12	Melbourne	14-Dec
8:47.0	Andrew Fahey	N	210385	4	Sydney	22-Mar
8:47.35	Dean Locke	V	151186	14	Melbourne	14-Dec
8:49.39	Brendan Woodman	V	091285	17	Melbourne	14-Dec

### 5,000 METRES

#### Under 20

13:57.74	Shawn Forrest	V	100783	11	Melbourne	7-Mar
14:20.36	Clinton Perrett	V	110583	3	Melbourne	14-Nov
14:26.29	Collis Birmingham	V	271284	7	Melbourne	14-Nov
14:47.28	Craig Appleby	V	291184	11	Melbourne	14-Nov
14:59.2	Nick Bromley	N	230383	2	Sydney	22-Mar

### 10,000 METRES

#### Under 20

34:03.50	Shaun Archer	A	100585	1	Canberra	26-Oct
----------	--------------	---	--------	---	----------	--------

### 110 METRES HURDLES

#### Under 20 [1.07m]

14.26 +0.2	Ryan Purcell	W	240183	5s	Kingston	20-Jul
14.62 +0.8	Warwick Cregan	W	020584	2	Perth	27-Jan
15.41	David Ancrum	V	290383	1	Ballarat	19-Jan
15.41 1.2	Nathaniel Johnson	Q		4	Brisbane	14-Sep
15.45 -3.4	Colin Browne	N	171183	7	Campbelltown	10-Feb

#### Wind assisted

13.9 3.2	Ryan Purcell	W	240183	1	Perth	14-Dec
----------	--------------	---	--------	---	-------	--------

#### Manual

14.6 -1.3	Mohamad Zeed	V	210284	1	Melbourne	27-Mar
-----------	--------------	---	--------	---	-----------	--------

#### Under 20 [0.99m]

13.91 0.5	Mohamad Zeed	V	210284	1	Brisbane	13-Apr
14.04 -0.9	Ryan Purcell	W	240183	h	Brisbane	13-Apr
14.21 1.2	Warwick Cregan	W	020584	1	Perth	3-Feb
14.23 -1.4	Paul Stickler	N	170285	1	Hobart	7-Dec

14.82	John Burstow	Q	171085	1	Brisbane	18-Oct
Under 18 [0.91m]						
13.77	1.1 Paul Stickler	N	170285	1	Adelaide	24-Mar
14.09	1.1 Thomas Sullivan	V	280585	2	Adelaide	24-Mar
14.30	1.1 Chris Barakat	N	031185	3	Adelaide	24-Mar
14.33	1.1 Ned McLeod	V	100785	4	Adelaide	24-Mar
14.36	1.1 Justin Merlino	N	241085	5	Adelaide	24-Mar
Wind Assisted						
13.4	Paul Stickler	N	170285	1	Sydney	14-Nov
14.0	3.2 Mitchel Webber	W	061086	1	Perth	14-Dec

**400 METRES HURDLES**

Under 20						
51.43	Tobby Sutherland	Q	170983	1	Nassau	12-Jul
52.16	Elliot Wood	N	061083	3h	Kingston	16-Jul
54.08	Nic Davidson	T	130884	2	Hobart	2-Nov
54.24	Ned McLeod	V	100785	1	Melbourne	2-Mar
54.44	Matthew Rickards	T	011284	1	Hobart	7-Dec
Under 18 [0.84m]						
54.59	Joshua Webb	Q	130885	1	Adelaide	24-Mar
54.68	Ned McLeod	V	100785	2	Adelaide	24-Mar
55.19	Matt Marlow	W	211085	3	Adelaide	24-Mar
56.37	Leigh Bennett	N	200486	1	Sydney	11-Oct
56.87	James Roff	N	090186	1	Sydney	16-Nov

**3,000 METRES STEEPLECHASE**

Under 20						
9.06.93	Luke Taylor	N	190383	7	Brisbane	14-Apr
9.08.28	Michael Shelley	Q	101083	7	Hobart	9-Mar
9.17.29	Alastair Morgan	V	191083	10	Hobart	9-Mar
9.29.00	Nick Bromley	N	230383	4	Brisbane	11-Apr
9.29.2	Simon Donovan	V	060284	7	Melbourne	31-Jan

**2,000 METRES STEEPLECHASE**

Under 20						
6:08.01	Chris Reeves	Q	140884	1	Brisbane	25-Oct
6:09.68	Mark Shepherd	A	291084	1	Hobart	7-Dec
6:12.02	Adam Donegan	W	271184	1	Perth	16-Nov
6:17.81	Nathan Brown	N	291284	1	Sydney	11-Oct
6:17.81	Daniel Trevena	N	141184	2	Sydney	11-Oct
Under 18 [0.91m]						
6:10.05	Jayden Russ	Q	180785	1	Brisbane	25-Oct
6:12.15	Travis Prigg	N	140586	1	Sydney	7-Sep
6:14.83	Craig Knowles	S	210485	1	Adelaide	24-Mar
6:17.45	Stephen Snowden	W	050786	2	Hobart	7-Dec
6:18.40	Brendan Woodman	V	091285	1	Melbourne	5-Oct

**4x100 METRES RELAY**

Under 20						
40.26	National Junior Team (NSW) K.Neofytou,F.Lapierre,A.Miller,J.Thornell			3	Nassau	11-Jul
40.92	National Junior Team K.Neofytou,F.Lapierre,J.Barnes,A.Miller			2	Darwin	23-Jun
41.20	NSW U/20 N			1	Brisbane	14-Apr
41.82	Queensland U/20 D.Bock,C.McLeod,L.Mansfield,J.Barnes	Q		2	Brisbane	14-Apr

**4x400 METRES RELAY**

Under 20						
3:09.67	Aust U20 McLeod,Turton,Sheehy,Landers			6	Kingston	21-Jul
3:11.32	National Junior Squad			3	Hobart	9-Mar
3:11.83	Queensland U/20 C.McLeod,W.Botha,D.Hanlin,T.Sutherland	Q		1	Brisbane	14-Apr

### Australian U20 - U14 Rankings List 2002 (continued...)

#### 3,000 METRES WALK

Under 18						
12:12.20	Adam Rutter	N	241286	1	Hobart	5-Dec
12:27.16	Shaun Archer	A	100585	2	Hobart	5-Dec
12:45.6	Michael McCagh	W	160486	1	Perth	22-Nov
12:51.6	Ben Perske	Q	240486	1	Brisbane	12-Oct
13:32.84	Ashley Colquhoun	A	201086	1	Canberra	16-Nov

#### 5,000 METRES WALK

Under 20						
20:59.1	Scott Hollaway	W	221283	1	Perth	6-Jan
21:11.70	Jared Tallent	V	171084	1	Melbourne	3-Mar
21:32.17	Adam Rutter	N	241286	2	Hobart	7-Dec
21:52.5	Michael McCagh	W	160486	1	Perth	16-Nov
22:26.96	Shaun Archer	A	100585	3	Hobart	7-Dec
Under 18						
23:15.50	Ashley Colquhoun	A	201086	4	Hobart	7-Dec
23:45.00	Jamie Barnes	V	190886	6	Hobart	7-Dec

#### 10,000 METRES WALK

Under 20						
43:35.95	Scott Hollaway	W	221283	6	Canberra	8-Feb
43:36.03	Jared Tallent	V	171084	7	Canberra	8-Feb
44:20.0	Adam Rutter	N	241286	1	Sydney	5-Nov
48:51.24	Shaun Archer	A	100585	9	Canberra	8-Feb

#### 20KM WALK

Under 20						
1:40.21	Jared Tallent	V	171084	1	Melbourne	4-Aug
1:42.27	Travis Middlemiss	V	290584	2	Melbourne	4-Aug
1:54.16	Aaron Mellor	N	281284	1	Newcastle	4-May

#### HIGH JUMP

Under 20						
2.16	James Watson	N	230185	1	Nassau	11-Jul
2.12	John Thornell	N	220485	2	Caen	2-Jun
2.11	Dan O'Connell	Q	140983	1	Brisbane	17-Feb
2.07	Bruce Kupfer	Q	120385	5	Caen	2-Jun
2.06	Daniel Lawton	N	090285	1	Sydney	6-Sep
Under 18						
2.05	Nathan Das Gupta	W	290886	1	Perth	2-Feb

#### POLEVAULT

Under 20						
4.90	Tim MacDermott	S	250883	1	Adelaide	14-Dec
4.75	Tom Mansfield	S	140783	1	Adelaide	9-Nov
4.60	Kyle Ferreira	V	020385	4	Melbourne	21-Sep
4.50	Joel Glover	S	301184	1	Brisbane	13-Apr
4.45	Joel Pocklington	V	120486	2	Melbourne	6-Apr
Under 18						
4.40	Tim Pollard	V	011085	1	Melbourne	14-Nov
4.10	Phillip Tracey	N	110185	1	Sydney	22-Mar
3.80	Tim Lewis	N	230386	1	Sydney	11-Oct
3.80	Neil Joubert	V	141086	2	Melbourne	5-Oct
3.80	Alexander Gerrard	S	250785	3	Hobart	7-Dec

#### LONG JUMP

Under 20							
7.78	+1.6	John Thornell	N	220485	-	Melbourne	7-Mar
7.74	-0.8	Fabrice Lapiere	N	171083	2	Kingston	18-Jul
7.43	+0.9	Scott Crowe	A	071083	1	Canberra	17-Mar
7.22	+0.0	Brett Moxey	Q	230883	4	Brisbane	12-Apr
7.17		Erik Surjan	W	220683	1	Canberra	22-Jan
Under 18							
7.09	-0.1	Bruce Kupfer	Q	120385	1	Brisbane	24-Oct
7.00	+1.8	Robert Lund	Q		1	Brisbane	2-Feb
6.94	1.9	Andrew Storer	W	120786	1	Perth	3-Nov
6.92		Matthew Lambert	W	290886	2	Perth	10-Nov

wind-assisted							
7.87	+2.7	John Thornell	N	220485	1	Melbourne	7-Mar
7.35	+2.4	Erik Surjan	W	220683	6	Perth	16-Mar

**TRIPLE JUMP**

Under 20							
14.99	+0.5	Phil Rickaby	N	201083	1	Sydney	5-Apr
14.94		Alwyn Jones	S	280285	1	Adelaide	11-May
14.79	1.9	Geoff Davis	N	261184	1	Sydney	2-Nov
14.61	-0.4	Patrick Coleman	T	190185	1	Hobart	7-Dec
14.37	+0.0	Ben King	V	310583	4	Brisbane	11-Apr
Under 18							
14.35	0.0	Paul Groves	S		7	Adelaide	2-Oct
14.32	0.0	Mark Howard	N	160585	2	Hobart	7-Dec
14.28		Paddy O'Donoghue	N	011086	1	Sydney	27-Sep
wind-assisted							
14.89	2.9	Patrick Coleman	T	190185	1	Hobart	2-Nov
14.85	3.7	Vayios Koudoumakis	W	191184	1	Perth	14-Dec
14.23	2.3	Daniel Blades	Q	300684	1	Brisbane	24-Oct
14.22	4.5	Fabrice Lapierre	N	171083	5	Sydney	12-Jan
14.12	4.5	Oliver Perrett	Q	86	1	Brisbane	25-Oct

**SHOT PUT**

Under 20 [7.2kg]							
17.01		John Meszaros	V	280683	1	Melbourne	16-Nov
16.07		Paul Peulich	V	100984	3	Melbourne	3-Mar
15.39		Gareth Care	N	231083	5	Sydney	22-Mar
14.33		Tim Driesen	V	270384	3	Melbourne	26-Mar
14.01		Robert Murphy	N		4	Sydney	12-Jan
Under 20 [6kg]							
18.99		Paul Peulich	V	100984	1	Brisbane	25-May
18.71		John Meszaros	V	280683	4	Nassau	11-Jul
17.78		Gareth Care	N	231083	3	Brisbane	13-Apr
16.65		Chris Hanley	Q	280285	1	Hobart	7-Dec
16.31		Richard Taylor	N	240984	1	Sydney	May
Under 18 [5kg]							
17.82		Ralf Laurins	V	220585	1	Melbourne	5-Oct
17.47		Rohan Edwards	N	160185	1	Sydney	7-Sep
17.31		Chris Hanley	Q	280285	1	Brisbane	25-Oct
16.92		Zane Christensen	A		1	Canberra	6-Nov
16.75		Sean Baker	Q	86	1	Brisbane	24-Oct

**DISCUSTHROW**

Under 20 [2kg]							
53.83		Tim Driesen	V	270384	1	Adelaide	2-Oct
50.77		Ronnie Buckley	V	150686	3	Melbourne	12-Dec
48.89		Ben Blanchard	N	110483	4	Sydney	5-Apr
45.31		Michael Claydon	W	200984	1	Perth	7-Apr
43.90		Paul Ilich	W	181283	2	Perth	17-Feb
Under 20 [1.75kg]							
57.59		Tim Driesen	V	270384	3	Nassau	12-Jul
55.46		Ben Blanchard	N	110483	1	Sydney	5-Nov
49.38		Paul Ilich	W	181283	1	Perth	27-Jan
49.10		Michael Claydon	W	200984	1	Perth	24-Feb
47.89		Grant Kraaymaat	Q	110685	3	Hobart	7-Dec
Under 18							
59.69		Ronnie Buckley	V	150686	1	Melbourne	5-Oct
57.07		Ralf Laurins	V	220585	1	Adelaide	24-Mar
55.54		Grant Kraaymaat	Q	110685	1	Brisbane	24-Oct
51.15		Ryan Phillips	Q	030486	1	GC	5-Sep
49.94		Rohan Edwards	N	160185	2	Adelaide	24-Mar

**HAMMER THROW**

Under 20 [7.2kg]							
61.25		Paul Peulich	V	180984	6	Brisbane	12-Apr
60.98		Tim Driesen	V	270384	7	Brisbane	12-Apr
54.25		Ryan Mormal	N	210584	3	Adelaide	1-Oct
53.44		Ben Curry	Q	291183	9	Brisbane	12-Apr
51.15		Ronnie Buckley	V	150686	2	Melbourne	21-Nov

## Australian U20 - U14 Rankings List 2002 (continued...)

<b>Under 20 [6kg]</b>						
72.10	Tim Driesen	V	270384	1	Nassau	12-Jul
68.43	Paul Peulich	N	180984	2	Brisbane	13-Apr
63.30	Ryan Mormul	N	210584	1	Sydney	16-Nov
61.45	Ben Curry	Q	291183	3	Brisbane	13-Apr
59.09	Jarrold Stevens	S	160585	1	Hobart	7-Dec
<b>Under 18 [5kg]</b>						
69.22	Rohan Edwards	N	160185	1	Sydney	11-Oct
62.39	Jarrold Stevens	S	160585	1	Adelaide	27-Oct
59.24	Simon Wardaugh	Q	140186	1	GC	23-Nov
58.63	Ronnie Buckley	V	150686	1	Melbourne	5-Oct
58.24	Brendan Neighbour	V	041185	1	Melbourne	17-Feb

### JAVELIN THROW

<b>Under 20 [800g]</b>						
73.31	Jarrold Bannister	Q	031084	4	Kingston	21-Jul
69.45	Josh Robinson	Q	041085	7	Brisbane	13-Apr
68.61	Ben Baker	N	190183	1	Newcastle	27-Oct
65.25	Brett Castle	V	261184	1	Hobart	7-Dec
62.69	Steven Youd	T	021183	3	Brisbane	11-Apr
<b>Under 18 [700g]</b>						
77.78	Joshua Robinson	Q	041085	1	Brisbane	16-Oct
69.15	Jonathan Wynn	N	071086	m	Sydney	9-Sep
66.36	Mark Chapman	N	161185	1	Sydney	11-Oct
63.85	Brendan Markey	Q	85	2	Brisbane	24-Oct
61.66	Jonathan Lambert	Q	181085	3	Brisbane	24-Oct

### DECATHLON

<b>Under 20</b>						
6689	Jason Dudley	Q	101184	1	Melbourne	15-Dec
	[11.98, 6.85, 13.02, 1.87, 52.76, 15.68, 39.80, 3.80, 55.40, 5:01.90]					
5164	Chris Brooks	S	300883	3	Adelaide	13-Jan
<b>Combined Event</b>						
<b>Under 20</b>						
7023	Stephen Cain	V	230784	1	Brisbane	13-Apr
6540	Erik Surjan	W	220683	1	Perth	3-Mar
6316	Jack Pincott	Q	311283	1	Brisbane	3-Feb
6229	Sean Broadby	T	071084	3	Brisbane	13-Apr
5314	Franc Iglewski	N	210683	1	Sydney	11-Oct
<b>Combined Event</b>						
<b>Under 18</b>						
5980	Jye Fisher	W	110985	1	Adelaide	24-Mar
5713	Chris Johnson	W		1	Perth	17-Nov
	[11.82, 6.22w, 10.94m, 1.84m, 54.64, 15.92, 32.23m, 2.80m, 44.43m, 5:09.0]					
5660	Ben Collette	S		2	Adelaide	24-Mar
5623	Jye Fisher	W	110985	2	Perth	17-Nov
	[11.88w, 6.35w, 13.69m, 1.78m, 59.20, 16.52, 43.24m, 3.30m, 48.56m, 6:41.6]					
5550	Ralf Laurins	V	220585	3	Adelaide	24-Mar

### UNDER 16 MEN'S 100 METRES

11.00		Owen Martin	87	N	13-Oct	Sydney	1
11.13	0.8	Brendan Galic	87	A	03-Mar	Sydney	1
11.15	1.6	Brett Stapleton	87	Q	26-Oct	Brisbane	1
11.19	1.4	Jimmy Downey	87	Q	17-Feb	Ben	1
11.26		Nathan Bates	87	N	13-Oct	Sydney	2

### UNDER 14 MEN'S 100 METRES

11.40	1.3	Cameron Gulliford	89	N	03-Mar	Sydney	1h
11.90	1.8	David Teasdale	89	V	03-Nov	Melbourne	1
11.94	0.0	Dale Jenner	89	N	07-Sep	Sydney	2
12.01	0.8	Jesse Price	89	Q	26-Oct	Brisbane	1
12.07	1.3	Dylan Hawea	89	Q	26-Oct	Brisbane	1h
wind assisted							
11.33	2.1	Guildford			07-Sep	Sydney	1

### UNDER 16 MEN'S 200 METRES

22.22	1.3	Brendan Galic	87	A	03-Mar	Sydney	1
22.29	1.0	Martin Owen	87	N	13-Oct	Sydney	1
22.32	0.9	Jimmy Downey	87	Q	17-Feb	Brisbane	1
22.45	0.5	Robert Spencer	87	V	24-Mar	Adelaide	1
22.50	0.5	Christopher Costanzo	87	V	24-Mar	Adelaide	3

**UNDER 14 MEN'S 200 METRES**

23.07	0.0	Mitchele Munro	89	N	16-Nov	Sydney	1h
23.42	1.9	Cameron Guilliford	89	N	07-Sep	Sydney	1h
24.27	0.4	Jesse Price	89	Q	08-Dec	Hobart	2
24.34	0.4	David Teasdale	89	V	08-Dec	Hobart	3
24.38	1.4	Jared Mifsud	89	Q	26-Oct	Brisbane	2

**UNDER 16 MEN'S 400 METRES**

50.01		Jimmy Downey	87	Q	17-Feb	Brisbane	1
50.25		Lachlan Renshaw	87	N	08-Dec	Hobart	1
50.32		Joshua Schmidt	87	V	08-Dec	Hobart	2
50.43		Alex Clifton-Jones	87	Q	08-Dec	Hobart	3
50.79		Mitchell Hibbens	87	N	08-Dec	Hobart	4

**UNDER 14 MEN'S 400 METRES**

51.94		James D'Alfonso	88	V	03-Nov	Melbourne	1
53.30		Matthew Harris	89	N	08-Dec	Hobart	1h
53.87		Jason Poon	88	V	03-Nov	Melbourne	2
53.90		David Teasdale	89	V	08-Dec	Hobart	2
53.92		Joel Redmond	88	Q	26-Oct	Brisbane	1h

**UNDER 16 MEN'S 800 METRES**

1.58.39		Adam Graham	87	Q	08-Dec	Hobart	1
1.58.56		Lachlan Renshaw	87	N	08-Dec	Hobart	2
1.59.16		Michael Keenan	87	V	08-Dec	Hobart	3
1.59.81		Stuart Graham	87	N	08-Dec	Hobart	4
1.59.86		Joshua Schmidt	87	V	17-Feb	Melbourne	1

**UNDER 14 MEN'S 800 METRES**

2.04.67		Christopher Masten	89	W	03-Nov	Perth	1
2.06.89		Christopher Downie	89	S	08-Dec	Hobart	1
2.07.27		Peter Mondello	89	W	08-Dec	Hobart	2
2.08.10		Anthony Mourginos	89	Q	08-Dec	Hobart	3
2.08.66		Patrick Oughtred	89	V	08-Dec	Hobart	4

**UNDER 16 MEN'S 1500 METRES**

4.02.85		James Matthews	87	N	08-Dec	Hobart	1
4.04.64		Dane Frey	87	V	03-Nov	Melbourne	1
4.06.89		Adam Graham	87	Q	08-Dec	Hobart	3
4.07.31		Scott Vance	87	V	03-Nov	Melbourne	2
4.07.64		Brenton Rowe	87	V	08-Dec	Hobart	3

**UNDER 14 MEN'S 1500 METRES**

4.19.32		Brys Glasson	89	C	08-Dec	Hobart	1
4.26.49		Matthew Bayley	89	V	08-Dec	Hobart	2
4.28.99		Ben Cooper	89	Q	08-Dec	Hobart	3
4.29.72		Christopher Masten	89	W	03-Nov	Perth	1
4.30.54		Joshua Amberger	89	Q	08-Dec	Hobart	4

**UNDER 16 MEN'S 3000 METRES**

8.41.55		James Matthews	87	N	08-Dec	Hobart	1
8.56.81		Scott Vance	87	V	08-Dec	Hobart	2
8.59.87		Brenton Rowe	87	V	08-Dec	Hobart	3
9.05.62		Ryan Thierry	89	Q	08-Dec	Hobart	4
9.07.86		Timothy George	87	Q	08-Dec	Hobart	5

**UNDER 16 MEN'S 1500 METRES WALK**

6.17.22		Ryan Jessen	87	W	03-Nov	Perth	1
6.27.54		Luke Fitzgerald	87	N	13-Oct	Sydney	1
6.33.33		Glen Sellen	87	N	13-Oct	Sydney	2
6.48.61		Phillip Hemsworth	87	Q	08-Dec	Hobart	2
6.51.32		Blake Egelton	87	N	13-Oct	Sydney	3

**UNDER 14 MEN'S 1500 METRES WALK**

7.02.35		Gregorz Wolszczak	89	S	27-Oct	Adelaide	1
7.31.91		Brook Connell	89	N	13-Oct	Sydney	1
7.32.30		Brendon Reading	89	A	02-Nov	Can	1
7.35.63		Daniel De Wit	89	N	03-Mar	Sydney	1
7.41.52		A Jelfs	89	S	27-Oct	Adelaide	2



## Australian U20 - U14 Rankings List 2002 (continued...)

### UNDER 16 MEN'S 100 METRES HURDLES (.84M)

13.27	-0.9	Benjamin Mumby	87	Q	08-Dec	Hobart	1
13.11	0.4	Adam Szelezak	87	N	08-Dec	Hobart	1s
13.65	-1.6	Lindsay Narrier	87	Q	08-Dec	Hobart	2s
13.67	0.4	Kiel Mannix	87	N	08-Dec	Hobart	2s
13.68	1.6	Aaron Vanderent	87	N	08-Dec	Hobart	3s

### UNDER 14 MEN'S 90 METRES HURDLES (.76M)

13.02	0.0	Matthew Harris	89	N	08-Dec	Hobart	1h
13.15	-3.5	Peter Ulbrich	89	Q	08-Dec	Hobart	2
13.21	0.0	Ben Khongbut	89	V	08-Dec	Hobart	3h
13.38	2.0	Daniel Taylor	89	N	07-Nov	Sydney	1
13.38	-0.6	Andrew Simmons	89	V	03-Nov	Melbourne	1

### UNDER 16 MEN'S 200M HURDLES (10 FLIGHTS 0.76M)

25.40	-4.0	Benjamin Mumby	87	Q	08-Oct	Hobart	1h
25.71	0.0	Matthew Long	87	N	13-Oct	Sydney	1h
25.93	-2.1	Christopher Matthees	87	W	08-Dec	Hobart	1
26.80	-2.1	Luke Vaessen	87	T	08-Dec	Hobart	3
26.87	-4.0	Imran Zeed	87	V	08-Dec	Hobart	2h

### UNDER 16 MEN'S 2000M STEEPLE CHASE

5.55.06		James Matthees	87	N	08-Dec	Hobart	1
6.12.93		Ben Rogers	87	S	08-Dec	Hobart	2
6.17.82		Tom Rischbeth	87	S	08-Dec	Hobart	3
6.17.83		Jacob Henshall	89	Q	08-Dec	Hobart	4
6.25.15		Julian Lennon	87	W	08-Dec	Hobart	5

### UNDER 16 MEN'S HIGH JUMP

1.97		Nate Roffery	87	Q	08-Dec	Hobart	1
1.95		Ben Rickards	88	T	02-Nov	Hobart	1
1.94		Mitchell Wakeford	87	N	07-Sep	Sydney	1
1.92		Dean Wood	87	N	07-Sep	Sydney	2
1.91		Cal Pearce	87	Q	08-Dec	Hobart	2=

### UNDER 14 MEN'S HIGH JUMP

1.79		John Lane	89	Q	08-Dec	Hobart	1
1.75		Dale Jenner	89	N	13-Oct	Sydney	1
1.75		John Rowbottom	89	N	13-Oct	Sydney	2
1.73		Michael Cox	90	N	13-Oct	Sydney	1
1.73		Rhys Murphy	89	N	08-Dec	Hobart	2=
1.73		Andrew Allen-Sympson	89	Q	08-Dec	Hobart	2=

### UNDER 16 MEN'S POLE VAULT

4.00		Anthony Simons	87	S	02-Nov	Adelaide	1
3.65		Kieran Newbold	87	S	08-Dec	Hobart	2
3.30		Justin McKewan	88	V	03-Nov	Melbourne	1
3.25		Richard Thomas	87	S	08-Dec	Hobart	3=
3.10		Andrew Siebel	87	Q	26-Oct	Brisbane	2

### UNDER 14 MEN'S POLE VAULT

3.40		Matthew Boyd	90	Q	26-Oct	Brisbane	1
3.10		Michael Leask	89	W	08-Dec	Hobart	1
3.00		Zach Normandale	89	S	08-Dec	Hobart	2
2.90		Lynton Indich	90	W	08-Dec	Hobart	3
2.70		W Sadler		S	27-Oct	Adelaide	1

### UNDER 16 MEN'S LONG JUMP

6.91	-0.5	Chris Noffke	88	Q	08-Dec	Hobart	1
6.83	0.4	Benjamin Matterson	87	N	08-Dec	Hobart	2
6.73	1.2	Mitchell Watt	87	Q	08-Dec	Hobart	1h
6.65	0.9	Luke Vaessen	87	T	08-Dec	Hobart	4
6.61	0.6	Alex Kenny	87	Q	08-Dec	Hobart	5

### UNDER 14 MEN'S LONG JUMP

6.08	0.7	Dale Jenner	89	N	8-Dec	Hobart	2
6.03	-0.5	Torren Kluss	89	Q	26-Oct	Brisbane	1
5.98	0.6	Peter Ulbrich	89	Q	8-Dec	Hobart	3
5.83	1.7	Marc Brent	89	W	6-Jan	Perth	1
5.81	1.3	David Gourdis		W	3-Nov	Perth	1
wind assisted							
6.19	2.3	Kluss			8-Dec	Hobart	1

**UNDER 16 MEN'S TRIPLE JUMP**

13.83	0.7	Wally Meeking	87	W	08-Dec	Hobart	1
13.63	1.4	Randika Senadheera	87	V	03-Nov	Melbourne	1
13.49	1.9	Matthew Walker	87	N	13-Oct	Sydney	1
13.43	0.5	Ryan Silke	87	Q	08-Dec	Hobart	3
13.37	0.5	Lee Hoffman	87	Q	08-Dec	Hobart	4
wind assisted							
13.89	2.8	Meeking			03-Nov	Perth	1

**UNDER 14 MEN'S TRIPLE JUMP**

12.58	1.6	Tom Collier	89	T	08-Dec	Hobart	1
12.41	1.9	Torren Kluss	89	Q	08-Dec	Hobart	2
12.05	1.0	Ben Khongbut	89	V	08-Dec	Hobart	3
12.02	-0.3	Peter Ulbrich	89	Q	08-Dec	Hobart	4
11.95		Christopher Ablaza	89	N	08-Dec	Hobart	5

**UNDER 16 MEN'S SHOT PUT 4KG**

17.91		Nicholas Andrianakos	88	N	08-Dec	Hobart	1
17.90		Nicholas Kipriotis	87	N	08-Dec	Hobart	2
17.67		Blake Althaus	87	Q	26-Oct	Brisbane	1
16.93		Adam Manson	87	V	08-Dec	Hobart	3
16.57		Anthony Dorrell	87	N	08-Dec	Hobart	4

**UNDER 14 MEN'S SHOT PUT 3KG**

18.60		Emanuele Fuamatu	89	N	8-Dec	Hobart	1
17.92		Billy Rogers	89	Q	8-Dec	Hobart	2
17.70		Matthew Cherry	89	Q	8-Dec	Hobart	3
17.15		Andrew Peska	89	V	8-Dec	Hobart	4
15.72		Rhys Keane	90	N	8-Dec	Hobart	5

**UNDER 16 MEN'S DISCUS (1KG)**

57.87		Daniel Arnold	87	Q	08-Dec	Hobart	1
57.36		Nicholas Kipriotis	87	N	08-Dec	Hobart	2
57.22		Arion Wood	87	N	08-Dec	Hobart	3
56.23		Blake Althaus	87	Q	26-Oct	Brisbane	1
54.65		Ben Cranney	87	N	08-Dec	Hobart	4

**UNDER 14 MEN'S DISCUS (1KG)**

55.73		Billy Rogers	89	Q	08-Dec	Hobart	1
51.91		Andrew Peska	89	V	08-Dec	Hobart	2
48.07		Emanuele Fuamatu	89	N	08-Dec	Hobart	3
44.03		Trent Rogers	89	Q	08-Dec	Hobart	4
42.71		Mitchell Shaw	89	N	13-Oct	Sydney	2

**UNDER 16 MEN'S JAVELIN (700GM)**

58.86		Christopher Spelman	87	Q	08-Dec	Hobart	1
57.98		Toby Fawson	87	Q	08-Dec	Hobart	2
55.85		Jeremy Cocks	87	N	08-Dec	Hobart	3
53.77		Daniel Horsnell	87	S	08-Dec	Hobart	4
53.65		Jay Fowler	87	N	13-Oct	Sydney	1

**UNDER 14 MEN'S JAVELIN (600GM)**

57.79		Christopher Kozonas	89	Q	08-Dec	Hobart	1
54.58		Trent Rogers	89	Q	08-Dec	Hobart	2
49.45		Brodie Roy	89	Q	08-Dec	Hobart	3
44.28		Kieran Gonzalez	89	Q	08-Dec	Hobart	4
43.20		Adam Quill	89	N	08-Dec	Hobart	5

**UNDER 16 MEN'S HAMMER (4KG)**

54.48		Josh Philip	87	V	08-Dec	Hobart	1
54.05		Brendan Jacobs	87	S	08-Dec	Hobart	2
50.89		Nicholas Summerville	87	N	16-Nov	Sydney	1
50.36		Arion Wood	87	N	08-Dec	Hobart	3
44.10		Matthew Rowell	87	S	08-Dec	Hobart	4

**UNDER 16 MEN'S COMBINED EVENT**

3770		Benjamin Mumbly	87	Q	24-Mar	Adelaide	1
3573		Ryan Gilliman		Q	24-Mar	Adelaide	2
3355		Benjamin Rickards	88	T	03-Feb	Tas	2
3197		Mitchell Lushey		W	17-Nov	Perth	1
3031		Adrian Fleming		V	24-Mar	Adelaide	3



***Athlete Profiles***

ATHLETE PROFILES

*Principal sponsor*



## Youcef Abdi

Date of Birth: 7/12/1977  
 Occupation: Sea Freight Operator  
 Height: 177cm  
 Weight: 66kg  
 State: NSW  
 Coach: Said Aouita  
 Scholarship: NSWIS  
 Club: Randwick Botany Harriers  
 Place of Birth/Residence: Azazga, Algeria/Sydney  
 Marital Status: Single  
 Gender: Male

Australian Championships:  
 1500: '00 - 2nd, '01 - 4th, '02 - 2nd

International Championships:  
 World Juniors: '96 - 800m heat (1:54.12)  
 World School Games: '94  
 Commonwealth Games: '02 - 1500m 3rd (3:37.77)  
 World Cup: '02 - 1500m 4th

#### Progression:

1500m	1998	3:40.90
	1999	3:41.00
	2000	3:39.77
	2001	3:37.81
	2002	3:36.35
3000m	2000	8:03.61

#### Events/PB's:

1500m	2002	3:36.35
800m	2002	1:48.32
Mile	2001	3:59.57



#### Interesting Facts:

Youcef was born and raised in Algeria and came to Australia in 1996 when he decided that Algeria wasn't safe anymore to practice any sport. He fell in love with Sydney, which is now his place of residence. Abdi's nickname is 'You' and his favourite hobbies include soccer, going to the movies and listening to music. He starting running aged 14 years to accompany his brother who was scared of running in the bush by himself. Youcef went to school in France with famous French soccer player Tenry Henri. He can also speak French and Arabic.

#### Sporting Career:

Youcef competed in the 1996 World Juniors in the 800m, where he didn't proceed past the heats. Since settling in Australia, he has made steady progress over the 1500m and is now the 13th fastest in Australian history. Enjoyed an excellent domestic season in 2002 which included a strong win over Craig Mottram, a silver at the Nationals and selection in the Commonwealth Games team - his first Australian team. Ran a series of good races in the lead up to the Commonwealth Games with five sub-3:40.00 runs. Ran a great tactical race to claim the bronze medal at the Commonwealth Games. Youcef's medal was the first by an Australian in the 1500m at an Olympics, World Championships or Commonwealth Games since Herb Elliot in 1960. Competing in Reiti, Italy in the leadup to the IAAF World Cup in Athletics, Youcef Abdi clocked a sensational time in the men's 1500m, of 3:36.35. At the IAAF World Cup, Youcef finished fourth in the 1500m, clocking 3:41.01.

## Luke Adams

Date of Birth: 22/10/1976  
 Occupation: Student - B. Industrial Design (3rd Year)  
 Height: 189cm  
 Weight: 70kg  
 State: NSW  
 Coach: AIS  
 Previous Coach: Ron Weigel, Nick A'Hern, Yvonne Melene  
 Scholarship: AIS  
 Club: Bankstown Athletic Club  
 Place of Birth/Residence: Tanzania/Canberra  
 Marital Status: Single  
 Gender: Male

Australian Championships:  
 5000m Walk '96 - 1st (U20)  
 10000m Walk '96 - 2nd (U20)  
 20km Walk '95 - 1st (U20), '99 - 3rd, '00 - 4th, '01 - 2nd  
 30km Walk '98 - 1st

International Championships:  
 World Junior Championships: '94 - 10000m Walk 24th  
 World Walking Cup: '99 - 10km Walk 55th, '02 - 50km Walk 29th (team 4th)  
 East Asian Games: '01 - 20km Walk 7th  
 World University Games: '01 - 20km Walk 10th (1:28.02)  
 Commonwealth Games: '02 - 20km Walk 2nd (1:26.03)

Progression:

20km Road Walk	1996	1:25.27
	1999	1:23.52
	2000	1:24.18
	2001	1:26.31
	2002	1:23.56
50km Road Walk	2002	4:04.03

Events/PB's:

10000m Walk	2002	40:46.32
20km Road Walk	1999	1:23:52
3000m Walk	1995	11:48.4
5000m Walk	2000	19:34.68
50km Road Walk	2002	4:04.03

### Interesting Facts:

Luke's brother was a member of an expedition team to Antarctica in 1998 and his grandfather played Sheffield Shield Cricket. He was born in Tanzania when his parents were there as medical missionaries. Outside of athletics, Luke enjoys the study and exploration of design, as well as rock climbing and golf. Shaving down before competition is a ritual Luke adheres to. He has fully recovered from surgery to rectify compartment syndrome in both of his lower legs.

### Sporting Career:

Luke started his international career with a 24th placing at the 1994 World Junior Championships. His selection in 2002 Commonwealth Games and World Walking Cup teams are his 4th and 5th national team since 1999. Made a sensational 50km Walk debut in May 2002, clocking 4:04.03, after being on 3:49 pace at the 25km mark. Claimed his first championship medal at the Commonwealth Games winning silver in the 20km walk. Luke was part of the Australian team taking on the challenge of the worlds best walkers at the 20th IAAF Race Walking Cup in Torino, Italy.



## Stuart Anderson

Date of Birth: 19/06/1979  
 Occupation: Student- Bachelor of Business/Arts  
 Height: 188cm  
 Weight: 83kg  
 State: QLD  
 Coach: Geoff McKinnon  
 Club: University of Queensland  
 Place of Birth/Residence: Brisbane/Albany Creek, Brisbane  
 Marital Status: Single  
 Gender: Male



**Australian Championships:**  
 110m Hurdles '97 - 7th (U18), '98 - 8th (U20), '99 - heat, '00 - 2nd, '01 - 2nd, '02 - 7th

**International Championships:**  
 Aus V NZ Trans Tasman Test: '01 - 110 Hurdles 2nd (14.15)  
 East Asian Games: '01 - 110 Hurdles 3rd (13.97)  
 World University Games: '01 - 110 Hurdles 6th Heat (14.17w)

**Progression:**

110m Hurdles	1998	15.15
	1999	14.80
	2000	14.11
	2001	13.73
	2002	13.99

**Events/PB's:**

110m Hurdles	2001	13.73
--------------	------	-------

**Interesting Facts:**

Stuart was a junior Queensland Aussie Rules representative but these days his involvement in Aussie Rules is just as a supporter of the Essendon Football Club. Part of his major competition preparation is a joke from his coach Geoff McKinnon. He has led the Uni of QLD team to two National Club Championships. Stuart is in his final year of a double degree BA/B Business and is also a full-time model, with work in Munich and New York.

**Sporting Career:**

Stuart has made steady progress over the last few years and considers his 0.3 seconds pb at the Australian Championships 2001 as his career highlight. In that race he ran 13.73 moving him to No. 5 in Australian history. In his major international debut, the East Asian Games in May 2001, he placed third.

## Susan Andrews

Date of Birth: 26/05/1971  
 Occupation: Graphic Design Artist  
 Height: 173 cm  
 Weight: 62 kg  
 State: WA  
 Coach: Peter Fortune / Tudor Bidder  
 Previous Coach: Graeme Stoward  
 Scholarship: WAIS  
 Club: University of Western Australia  
 Place of Birth/Residence: Hobart TAS / Perth WA  
 Marital Status: Married  
 Gender: Female



### Australian Championships:

200 metres: '97 - 7th  
 400 metres: '89 - 2nd, '97 - 2nd, '98 - 2nd, '99 - 3rd, '00 (OGT) '2nd  
 800 metres: '00 - 2nd, '00 (OGT) '3rd

### International Championships:

Commonwealth Games: '90 - 400m - heat, 4x400m - 2nd, '98 - 400m - semi, 4x400m - 1st  
 Olympic Games: '92 - 4x400m - 7th, '00 - 800m - heat, 4x400m - 5th (ran only the heat)  
 World Championships: '99 - 400m - 2nd Rnd, 4x400m - 6th  
 World Indoor Champs: '99 - 400m heat, 4x400m - 2nd  
 World Junior Championships: '88 - 400m - semi, 4x400m - Heat, '90 - 400m - 4th, 4x400m - 1st

### Progression:

400m	1996	53.40
	1997	52.18
	1998	51.55
	1999	51.85
	2000	51.96
800m	1996	2:12.2
	1999	2:04.54
	2000	1:59.8
	2002	2:01.06

### Events/PB's:

200m	1996	23.2
400m	1998	51.55
800m	2000	1:59.8

### Interesting Facts:

Susan claims her gold medal as part of the 4x400m relay team at the '98 KL Commonwealth Games and representing Australia at the Sydney Olympic Games as her athletic career highlights. Her nickname is 'Suz'. She was married in December '99 to Perth based architect Robert Ford. She won the Tasmanian Young Achiever of the Year in 1990 and has completed a Graduate Diploma in Art & Design at Tasmania University. In October 2001, Susan started a 12-month position as athletics scholarship coach at WAIS.

### Sporting Career:

The former World Junior 4x400m gold medallist was part of the Australian team that won gold in that event at the 1998 Commonwealth Games. She followed this with a silver medal in the 4x400m at the 1999 World Indoors. Moved up to 800m in 2000 with outstanding results including a silver at the Nationals. Susan represented Australia at her second Olympics in Sydney contesting the 800m and 4x400m relays, finishing fifth in her 800m heat and running the heats of the relay to give the team a place in the final. After 12 years at international level in track and field, Susan took a 12 month break after the Sydney Olympics and recently competed in the IAAF Grand Prix in Sheffield in the 800m.



## Justin Anlezark

Date of Birth: 14/08/1977  
 Occupation: Coach  
 Height: 188cm  
 Weight: 127kg  
 State: QLD  
 Coach: Scott Murphy  
 Previous Coach: James Toussis  
 Scholarship: Queensland Academy of Sport  
 Club: Toowoomba Glennie  
 Place of Birth/Residence: Katherine NT / Toowoomba QLD  
 Marital Status: Married  
 Gender: Male



**Australian Championships:**  
 Shot Put: '96 - 1st (U20), '97 - 1st (U20) - 2nd (Open), '98 - 1st, 98 - (CGT) 1st, '00 - 1st, '00 - (OGT) 1st, '01 - 1st, '02 - 1st  
 Discus: '96 - 1st (Open)

**International Championships:**  
 Commonwealth Games: '98 - Shot 7th (18.44m), '02 - Shot 1st (20.91m)  
 Olympic Games: '00 - Shot Qual Round (18.59m)  
 World Cup: '98 - Shot 7th(18.26m), '02 - Silver (20.77m)  
 World Junior Championships: '94 - Shot 12th (15.67), Discus Qual Round (45.18); '96 - Shot 2nd (18.21m), Discus Qual Round (48.70m)  
 World Championships: '01 - Shot Qual Round (18.70m)

#### Progression:

Shot Put	1993	14.75m
	1994	16.10m
	1995	17.25m
	1996	18.21m
	1997	18.56m
	1998	19.36m
	1999	18.49m
	2000	20.35m AR
	2001	20.14m
	2002	20.91m AR

#### Events/PB's:

Discus Throw	2001	54.45m
Shot Put	2002	20.91m

#### Records:

Australian Record - Shot Put - 20.91m  
 Commonwealth Record - Shot Put - 20.91m

#### Interesting Facts:

Justin's friends know him as "Judo" and he enjoys fishing and eating (usually in that order) outside of athletics. In 1998 he suffered an injury to a finger on his right hand, which hampered his performances at the Commonwealth Games and the following 1999 season. His father was a 'Queensland Buck Jump / Saddle Bronk Champion' in Rodeo and just missed a place in a Commonwealth Games team for the pistol shooting event. Justin featured on an advertising campaign for ANSETT during the 2000 Olympics.

#### Sporting Career:

In 1996, competing in his second World Juniors, Justin Anlezark came into the event ranked No 2 in Australia, but a magnificent series, including three pb's, had him leading throughout the competition, until German Ralf Bartels improved dramatically on his last throw to take the title from Anlezark. Justin continued to improve in 1997 and 1998, but injury in 1999 slowed his progress. He peppered the Australian record formerly held by John Minns during the 2000 Grand Prix Series, eventually breaking the record (19.87m) at the Australia v South Africa Test Match in March 2000. Justin was selected on the Australian team for the 2000 Olympics, becoming the first Australian male to contest the Shot Put at the Olympics for 40yrs. At two pre-Olympics meets on Queensland's Gold Coast, one week before the start of the games, Justin broke the Australian record three times in as many days to finish at 20.35m. At the Sydney Olympics Justin did not progress past the qualifying round with a throw of 18.59m. He took four months off after the Olympics but was still able to win the 2001 Australian championship. Justin confirmed his position in the 2001 World Championships in the last available competition. A solid 2001-02 domestic season was capped by his fourth National shot put title. In May 2002 during a mini-tour of the USA he twice shot over 20m, his third and fourth throws over this barrier. His fifth and sixth 20+ throws were recorded in June and July as he finalised his Commonwealth Games preparations. Going into the Commonwealth Games Justin was considered an outside medal hope, but he performed magnificently to claim the gold with a PB, meet record and the number 11 performance in the world. It was Australia's first shot put gold in a major championship.

## Adam Basil

Date of Birth: 14/04/1975  
 Occupation: Student/Athlete/Customer Service  
 Height: 176 cm  
 Weight: 73kg  
 State: VIC  
 Coach: Barry McLeod  
 Previous Coach: Esa Peltola  
 Scholarship: AIS  
 Club: Essendon  
 Place of Birth/Residence: Melbourne/Melbourne  
 Marital Status: Single  
 Gender: Male

### Australian Championships:

100m: '94-1st(U/20), '95-1st(U/20), '96-heat, '98(CGT)-7th, '99-2nd, '00 (OGT)-semi, '01-4th, '02-8th  
 100yards: '99-1st  
 200m: '94-1st(U/20), '95-1st(U/20), '01-1st B Final

### International Championships:

World Championships: '99-4x100m DNC, '01-4x100m 4th  
 World Juniors: '94-200m Injured, 4x100m Injured  
 World University Games: '01-100m 2nd Round, 4x100m 5th

### Progression:

100m	1993	10.80
	1994	10.50
	1996	10.59
	1997	10.83
	1998	10.83
	1999	10.34/10.24w
	2000	10.33
	2001	10.37
	2002	10.55

### Events/PB's:

100m	2000	10.33
200m	1998	21.20

### Interesting Facts:

Known after his initials, as "ABS" Adam believes that to compete well he must have some facial hair growth (stubble). His career highlight to date was selection in Australia's 1999 World Championships team. In his spare time Adam enjoys being able to catch up with friends and the latest moves on WWF wrestling.


### Sporting Career:

Adam was one of Australia's leading junior sprinters twice winning the National U20 sprint double and representing Australia at the 1994 World Juniors (Lisbon). In December 1998, he won the Australian 100 yards Championship at the Boxing Day Cricket Test at the MCG. In early 1999 Adam smashed his PB and clocked a series of fast times. Starting in Perth he ran slightly windy times of 10.26 and 10.24, winning the final. This was followed by 10.35w (Canberra), 10.37w/10.34 PB (Sydney), 10.40 (Melbourne - 2nd), 10.58 (Hobart), 10.38 (Brisbane) and 10.45/10.34 (Nationals). Again lowered his personal best in the second round of the 100 metres at the 2000 Nationals, held at Stadium Australia. Adam moved to the AIS in April 2000, but unfortunately just missed selection in the Olympic team. Another solid series on the 2001 Telstra Athletics Grand Prix circuit and a fourth placing at the nationals, saw Adam selected for his second World Championships. Using tremendous team work, Adam and the Australian 4x100m relay team exceeded all expectations by progressing to the final at the World Championships, where they placed a magnificent fourth. Adam then travelled to the World University Games in Beijing where he made the 100m quarter finals and helped the 4x100m relay team to fifth.



## Daniel Batman

Date of Birth: 20/03/1981  
 Occupation: Athlete  
 Height: 173cm  
 Weight: 73kg  
 State: NSW  
 Coach: Craig Hilliard  
 Previous Coach: Michael Khmel  
 Previous Coach 2: Brian Roe  
 Previous Coach 3: Lindsay Watson  
 Scholarship: AIS  
 Club: St George  
 Place of Birth/Residence: Melbourne/Canberra  
 Marital Status: Single  
 Gender: Male



**Australian Championships:**  
 400 metres: '97 - 1st (U18), '98 - 1st (U18), 3rd (U20), '00 - 3rd, '00(OGT) - 2nd, '01 - 2nd

**International Championships:**  
 Olympic Games: '00 - 400m - DNF (injured), 4x400m - DNC  
 World Junior Championships: '98 - 400m - semi, 4x400m - 1st, '00 - 400/4 x 400 withdrew (injured)

**Progression:**

200m	1996	22.23
	1997	21.91
	1998	21.45
	1999	21.49
	2000	20.78
	2001	20.98
400m	1996	48.86
	1997	47.64
	1998	46.57
	1999	46.87
	2000	45.60
	2001	45.93
	2002	45.59
2003	45.45	

**Events/PB's:**

200m	2000	20.78
400m	2003	45.45

**Interesting Facts:**

Daniel's career highlight was breaking 46 seconds for the first time. His hobbies include movies, watching the stock market, reading and music. Daniel is a direct descendant of John Batman, the founder of Melbourne.

**Sporting Career:**

Former Australian Schoolboy Rugby Union international Daniel was with the strong Michael Khmel stable in Sydney which included top 400m runners Patrick Dwyer and Casey Vincent. Was part of the gold medal winning 4x400m team at the 1998 World Juniors and went on to break 46 seconds over 400m numerous times in 2000. After running a lifetime best in the heats, Daniel finished second in the 400m final at the Telstra Athletics Trials, confirming his place on the Australian team for the 2000 Olympics. At the Olympics Daniel suffered a tear in his hamstring in the first 150 meters, forcing him from the track. This injury also forced his withdrawal from the Australian team for the IAAF World Junior Championships in October 2000, where as the no. 3 junior in the world, he would have been a strong medal hope. Daniel is back in training and lives in Canberra with Nova Peris and their daughter Destiny.

## David Baxter

Date of Birth: 27/03/1977  
 Occupation: Student-Medicine, Melbourne University  
 Height: 178cm  
 Weight: 75 kg  
 State: VIC  
 Coach: John Quinn  
 Previous Coach: Tom Kelly  
 Scholarship: VIS  
 Club: Doncaster  
 Place of Birth/Residence: Melbourne/Melbourne  
 Marital Status: Single  
 Gender: Male

Australian Championships:  
 100m- '95- 1st(U/18), '96- 1st(U/20), '98-semi, '98(CGT)-4th, '99-6th, '00- 6th, '00(OGT)-7th, '01-6th

International Championships:  
 Commonwealth Games: '02 - 4x100m - 3rd  
 World Championships: '99- 4x100m DNC  
 World Cup: '98- 4x100m 5th  
 World Indoor Championships: '99-60m heat  
 World Junior Championships: '96- 100m 2nd Round, 200m- Semi  
 World University Games: '97- 4x100m heat, '01-100m semi, 4x100m 5th

Progression:		
100m	1994	11.08
	1995	10.71
	1996	10.59
	1997	10.44
	1998	10.30
	1999	10.30
	2000	10.30
	2001	10.36
	2002	10.52/10.33w
200m	1995	21.44
	1996	21.23
	1997	21.19
	1998	21.21
	1999	20.74
	2000	20.57
	2001	21.31
	2002	20.97

Events/PB's:		
100m	2000	10.30
200m	2000	20.57

### Interesting Facts:

Outside of athletics David's interests are in biotechnology, astronomy, human rights, literature, music and arts. He has competed at state level in swimming and hockey. He recently completed a BSc (Hon) in Pharmacology and in 2002 commenced Medicine which will be a 4.5 year course. David has a strong interest in charity work and his non-sporting goals include undertaking some humanitarian work and post graduate medical research. David's Australian all-time rankings are: 100m No 14, 200m No 12.

### Sporting Career:

In his first major championships, the 1996 World Juniors, he was semi-finalist in the 200m and bronze medallist in the 4x100m relay. Over the next three years, he represented Australia at the World Championships, World Indoors, World Cup and World University Games. In July 1998 he slashed his personal best to 10.30, moving to No 11 on the Australian all-time list. Three weeks later, at the Commonwealth Games trials he finished fourth and missed the team by 0.01 seconds. During the summer of 1999, he was again in shape, equalling his 100m personal best. David started the 2000 season in great form, clocking 10.30 in Canberra in mid-January. Over the next few months, competing on the Australian Grand Prix circuit and in South Africa, David would clock seven sub-10.40 times, including a break through performance of 20.57 in the 200m. At the Olympic trials in August he competed with a torn Achilles tendon, placing seventh in the 100m and missing a place in the team by 0.04 seconds. A solid summer earned David a place in the team for the 2001 World University Games in Beijing, where he progressed to the 100m semi final and helped the 4x100m relay team to fifth in the final. At the 2002 Telstra A-championships/CG trials he overcame a poor 100m heat to clinch a place in the CG 4x100m relay team. At the Commonwealth Games, David helped the 4x100m relay team claim the bronze medal. As a result of the bronze medal, David has achieved his Tattersals 'Champion's Dreams Program', which means a total of \$30,000 will be donated to the Hormone Research Centre at the Royal Children's Hospital in Melbourne.



## Malcolm Bennett

Date of Birth: 12/6/1978  
 Occupation: Athlete  
 Height: 180cm  
 Weight: 65kg  
 State: SA  
 Coach: Richard Bednall  
 Previous Coach: Marius Ghita  
 Scholarship: SAIS  
 Club: Salisbury  
 Place of Birth/Residence: Gawler East / South Australia  
 Gender: Male



International Championships:  
 Paralympics: '00 - 1500m 4th, 400m, 5th, 800m 5th  
 IPC World Championships: '98 - 1500m 3rd, 4 x 400m 3rd '02 - 4x100m 1st  
 European Championships: '01 - 400m 1st, 800m 1st, 1500m 1st

#### Progression:

1500m	1998	5:30
	1999	5:26
	2000	5:19
	2001	5:11.69
400m	1998	1:07.35
	1999	1:03.24
800m	1998	2:27
	1999	2:25
	2000	2:24.09

#### Events/PB's:

1500m	2001	5:11.69
400m	1999	1:03.24
800m	2000	2:24.09
Discus Throw	2001	24.77m

#### Records:

Australian Records: 400m, 800m, 1500m & Discus

#### Interesting Facts:

Discovering that there was elite level competition for him after participating in a number of sports while at school Malcolm has claimed Australian Records in the 400m, 800m, 1500m and discus. Malcolm's focus is on improving and claiming a World Record on his way towards Athens in 2004. He likes all sports, playstation and listening to music.

#### Sporting Career:

**DISABILITY CLASSIFICATION:** F36/T36 - Cerebral Palsy (Predominantly affected in upper limbs, but some dysfunction throughout the body)  
 Malcolm burst onto the scene in 1997 and at his first international competition at the World Championships won 2 Bronze medals. Malcolm received the 1999 Gawler Sports Star of the year award and in the same year won the 120m Paralympic Gift at the Bay Sheffield Carnival. After just missing a medal at the Sydney games he dominated the European circuit during 2001 and picked up 3 Gold medals at the European Championships. At the 2002 IPC World Championships in Lille, Malcolm helped the 4x100m relay team of Darren Thrupp, Paul Benz, & Tim Sullivan to gold.

## Paul Benz

Date of Birth: 9/1/1986  
 Occupation: Student  
 State: SA  
 Coach: Richard Bednall  
 Club: Salisbury  
 Place of Birth/Residence: Gawler / SA  
 Marital Status: Single  
 Gender: Male

International Championships:  
 Goodwill Games: '01 - 400m AWD final  
 IPC World Championships: '02 - 4x100m 1st, 400m 7th

Events/PB's:

100m	2001	12.53
200m	2001	25.32
400m	2001	57.92

Interesting Facts:

Paul's favourite movies include Cool Runnings and The Fast and the Furious. As a typical teenager he rates girls and having a great time as important and dislikes liars, people with bad morale and tasting bad foods.

Sporting Career:

DISABILITY CLASSIFICATION: T38 Cerebral Palsy (Relatively minimal dysfunction)

Paul is one of many emerging junior athletes and has his sights firmly set on establishing himself in a very strong Australian team for the 2002 world Championships. His first taste of international competition came when he competed in the Goodwill Games in the AWD 400m. He has a Duke of Edinburgh Bronze medal and has already won Gold at the National Championships as an U/16 winning the 100m and 200m and then a silver medal as an U/18 in the 400m. At the 2002 IPC World Championships in Lille, Paul helped the 4x100m relay team take the gold in a Commonwealth Record time of 48.26.

## Sisay Bezabeh

Date of Birth: 9/9/1977  
 Occupation: Athlete/Student  
 Height: 171 cm  
 Weight: 55kg  
 State: ACT  
 Coach: Dick Telford  
 Scholarship: AIS  
 Club: Queanbeyan AC  
 Place of Birth/Residence: Assella, Ethiopia/Canberra ACT  
 Marital Status: Single  
 Gender: Male



**Australian Championships:**  
 5000m: '98 - 9th '99 - 4th, '00 - 2nd,  
 10000m: '00 - 7th; '01 - 1st, '02 - 2nd  
 Cross Country: '99 - 1st

**International Championships:**  
 Olympic Games: '00 - 10000m heat  
 World Cross Country: '96 - 13th (Junior), '01 - 73rd, '02 - 86th,  
 World Junior Championships: 10000m '96 - 8th  
 World Marathon Relay: '96 - 3rd  
 Commonwealth Games: '02 - 10000m 9th (28:37.12)  
 Fukuoko Marathon: '02 - 9th (2:16:34)

### Progression:

10000m	1996	28:55.97
	1999	28:13.01
	2000	27:56.64
	2002	27:49.09
	2002	27:49.09
5000m	1996	14:19.07
	1999	13:46.90
	2000	13:33.23
	2002	13:45.54

### Events/PB's:

10000m	2002	27:49.09
1500m	2001	3:46.00
5000m	2000	13:33.23

### Interesting Facts:

Sisay started competing in athletics at 17yrs and speaks three languages fluently (English and 2x Ethiopian). As a junior he contested gymnastics and played soccer in Ethiopia. He uses all opportunities to watch soccer and listen to music. Sisay's sister, Alemgna, competes for Ethiopia in athletics.

### Sporting Career:

A World Junior representative for Ethiopia in 1996, Sisay has attained his Australian citizenship and passport. Accomplished 10,000m performer who broke 28 minutes for the first time in the US in May 2000. Sisay won the 10,000m at the 2000 Telstra Olympic Trials and gained selection on his first Olympic team to represent Australia in Sydney. In the Olympic 10,000m, Sisay finished 25th in the first round, missing the final by three places. After winning the Australian Trials in January, placed 86th at the 2002 World Cross Country Championships in Dublin, Ireland in March. In April placed 2nd in the 10,000m at the Telstra A-championships to confirm his selection in the 2002 Commonwealth Games team. Sisay placed ninth in the 10,000m at the 2002 Commonwealth Games.

## Nicole Boegman

Date of Birth: 5/3/1967  
 Occupation: Scholarship Coach AIS  
 Height: 174 cm  
 Weight: 66kg  
 State: NSW  
 Coach: Craig Hilliard  
 Previous Coach: David Johnston  
 Previous Coach 2: Ern Bushall  
 Scholarship: AIS  
 Club: Bankstown Sports  
 Place of Birth/Residence: Strathfield, Sydney/ Canberra  
 Gender: Female

### Australian Championships:

Long Jump: '83 - 2nd, '85 - 3rd, '86 - 2nd, '87 - 1st, '88 - 1st, '92 - 1st, '93 - 1st, '94 - 1st, '95 - 1st, '96 - 1st, '98 - 1st, '99 1st, '00 (OGT) - 2nd, '02 - 3rd  
 Triple Jump: '93 - 1st

### International Championships:

Commonwealth Games: '86 - Long Jump - 8th, 4x100m dnf, '94 - 1st, '98 - 3rd  
 Olympic Games: '88 - Long Jump - 5th, '92 - DNQ, '96 - 7th  
 World Championships: '87 - Long Jump - 8th, '91 - 14th, '93 - 7th, '95 - 14th, '99 - 9th  
 World Cup: '89 - Long Jump - 3rd, '94 - 7th, '98 - 6th  
 World Indoor Championships: '85 - Long Jump - 5th, '91 - 6th, '95 - 4th  
 Pacific Conference Games: '85 - 4th

### Progression:

Long Jump	1985	6.55m
	1986	6.55m
	1987	6.67m
	1988	6.87m
	1989	6.74m (6.82w)
	1991	6.72m
	1992	6.63m (6.73w)
	1993	6.75m (6.81w)
	1994	6.67m
	1995	6.75m (7.12w)
	1996	6.73m
	1998	6.87m
	1999	6.63m
	2000	6.46m
	2001	6.63m
	2002	6.43/6.56w

### Events/PB's:

Long Jump	1988	6.87m
Triple Jump	1995	13.28m

### Records:

Australian record - Long Jump: 6.87m 14/8/88  
 Australian record - Triple Jump: 13.27m 6/3/93, 13.28m 26/1/95  
 Commonwealth and Australian Indoor Record: Long Jump 6.81m 12/3/95

### Interesting Facts:

Nicole's nickname is "Pookie". She considers her athletic career highlights as her first Olympics in '88 and winning gold at the '94 Commonwealth Games. When she is not training or competing she enjoys shopping, eating, going to the movies and walking her two (2) Alaskan Malamutes. Injuries she has sustained over the years have included a stress fracture in the foot in '90, patella tendonitis (knee) and ankle surgery in Oct '99. As a junior she represented NSW schoolgirls in softball.

### Sporting Career:

Nicole has compiled a very impressive record during her international career that started 16 years ago, when she was selected in the Australian team to compete at the World Indoor Games in Paris in 1985. The former Commonwealth Games champion produced the biggest jump of her life in Europe in 1995, a jump of 7.12m (wind assisted) in Sestriere a week before the World Championships. Nicole missed the 2000 domestic season with a hamstring injury, but returned for her first competition for 2000 with a season best leap of 6.42m at the Festival of Athletics in Darwin. Unfortunately, Nicole just missed selection in her fourth consecutive Olympic team. Back in form in mid-2001, and invited to compete at the Goodwill Games, where her 13-year-old national long jump record was broken by Bronwyn Thomson. Although restricted in 2002 with foot and achilles, she still earned selection in the Commonwealth Games team. Unfortunately, continuing injury problems prevented Nicole from departing for Manchester.





## Werner Botha

Date of Birth: 17/12/1985  
 Occupation: Student  
 Height: 184cm  
 Weight: 72kg  
 State: QLD  
 Coach: Roy Rankin  
 Previous Coach: Vicky Goodall  
 Scholarship: QAS  
 Club: Thompson Estate Eastern Suburbs  
 Place of Birth/Residence: Pretoria, South Africa/Brisbane  
 Marital Status: Single  
 Gender: Male

Australian Championships:  
 800m: 00' - 4th (U18), 02' - 1st (U20)

International Championships:  
 IAAF World Junior Championships: '02 800m - heat

Progression:		
800m	2000	1:56.42
	2001	1:51.48
	2002	1:49.28

Events/PB's:		
400m	2001	49.41
800m	2002	1.49.28

### Interesting Facts:

Werner was born and lived in Pretoria, South Africa for 11 years before making the move to Australia in June 1997. His family moved to Australia to enable the them to enjoy a better life and because of similar cultures. Werner is a christian and became an Australian citizen in 1999. Werner became involved in athletics by simply walking home from school as a 12 year old. He was always in a hurry to watch his favourite television show and eventually sprinted home. After becoming fit, winning races became a regular occurrence, and eventually a structured training regime with a coach was approached. Werner's likes include lasagna, dogs, sport and believe it or not-school! Dislikes consist of cream, mince meat, making beds, mascots and being late. One of his heroes is Werner Botha because he is a South African Olympian and has the same name as him! He also admires Jai Taurima and Andre Bucher.

### Sporting Career:

Werner was selected to contest the 800m at the 2002 IAAF World Junior Championships in Kingston.

## Darren Bown

Date of Birth: 30/06/1974  
 Occupation:  
 Height: 178cm  
 Weight: 63kg  
 State: SA  
 Coach: AIS  
 Previous Coach: Ron Weigel, Stan Malbut  
 Scholarship: Australian Institute of Sport  
 Club: Elizabeth  
 Place of Birth/Residence: Jamestown SA / Canberra  
 Marital Status: Single  
 Gender: Male



**Australian Championships:**  
 10km Walk: '91 - 7th (U20), '94 - 1st (U20)  
 20km Walk: '92 - 3rd (U20), '93 - 5th (U20), '99 - 5th, '00 - 9th, '02 - 2nd  
 30km Walk: '97 - 3rd  
 50km Walk: '97 - 5th, '00 - 2nd, '02 - 4th

**International Championships:**  
 World Walking Cup: '99 - 20km walk 50th (89:31) '02 - 50km 38th (team 4th)  
 World Championships: '01- 50km walk disq.

### Progression:

20km Road Walk	1992	1:38:05
	1993	1:35:21
	1994	1:31:41
	1995	1:40:54
	1996	1:39:41
	1998	1:30:44
	1999	1:24:57
	2000	1:26:17
	2002	1:27:34
	50km Road Walk	1997
2001		3:55:05
2002		4:12:21

### Events/PB's:

20km Road Walk	1999	1:24:57
3000m Walk	1999	11:50.2
5000m Walk	1999	20:19.6
50km Road Walk	2001	3:55:05

### Interesting Facts:

Darren didn't particularly like the walk, but as he was good at the event, he continued to compete in the event. His hobbies include rave music, movies and long walks alone or with another.

### Sporting Career:

Darren was a junior Australian race walking champion, but it was not until 1999, when he was 24 that he started to make significant progress. The breakthrough occurred on March 19th 1999, when Darren placed an excellent 5th in the Australian 20km Walk Championships, slashing nearly six minutes from his best. The performance secured selection in the Australian team for the 1999 World Walking Cup, where he placed 50th in the 20km Walk and was the first Australian to finish. In 2000 he moved to Canberra on an AIS scholarship and made another major break through in May 2001 when he walked 3:55.05 for 50km Walk, to move to eighth on the all-time list and record a AA qualifying mark for the World Championships. Unfortunately Darren was disqualified at the World Championships. In May 2002, placed fourth in the National 50km Walk, securing selection in the team for the World Walking Champs. At the IAAF World Walking Championships, Darren placed 38th in a time of 4:12.21 to help the Aussies take fourth place in the team results.

### Jacinta Boyd

Date of Birth: 10/2/1986  
 Occupation: Student  
 Height: 166cm  
 Weight: 62kg  
 State: QLD  
 Coach: Ray and Denise Boyd/Harvey Cheetham  
 Club: Maroochy Senior  
 Place of Birth/Residence: Melbourne/Alexandra Headland QLD  
 Marital Status: Single  
 Gender: Female



Australian Championships:  
 100m: 01 - 5th (U16), 02 - 1st (U18)  
 long jump: 01 - 2nd (U18) 1st (U16), 02 - 3rd (U20)

International Championships:  
 IAAF World Junior Championships: '02 long jump - 6th

Progression:  
 Long Jump                    2002                    6.25m

Events/PB's:  
 100m                         2002                    11.99  
 Long Jump                 2002                    6.25m

**Interesting Facts:**

Jacinta's parents, Ray and Denise, are two of Australia's greatest ever athletes. Ray won 11 Australian pole vault titles (next best is 5) and represented Australia on nine occasions including three Commonwealth Games (CG) and two Olympics during an international career that spanned 13 years. He won the 1982 CG title and claimed three medals at the Pacific Conference Games. Denise was one of Australia's great all round sprinters. She won 11 Australian sprint titles ranging from 100-400m and represented Australia on 10 occasions at Olympics, World Championships, Commonwealth Games, World Uni Games, Pacific Conference Games and World Cup. She was twice an Olympic finalist and won eight medals at three Commonwealth Games. Jacinta states her likes as training, swimming and being active and her dislikes as smoking and being injured. Shopping, going to the beach, dancing and going out with friends round up her hobbies, which leaves just enough time for Jacinta to complete her other non-sport goals of continuing to do well in school work. Jacinta has also competed in gymnastics (level 4), soccer and dancing (jazz and tap).

**Sporting Career:**

In her first IAAF Junior World Championships, Jacinta made it through to the finals of the long jump where she placed sixth with a leap of 6.23m.

## Sonia Brito

Date of Birth: 10/6/1979  
 Occupation: Student-Law/Medical Science 4th Y (2002)  
 Height: 164cm  
 Weight: 51kg  
 State: VIC  
 Coach: Murray Harding  
 Previous Coach: Tom Kelly  
 Previous Coach 2: Terry Mc Grath  
 Scholarship: VIS  
 Club: Doncaster  
 Place of Birth/Residence: Melbourne/Wheelers Hill  
 Marital Status: Single  
 Gender: Female



### Australian Championships:

100 metres: '97 - 2nd (U20)  
 100m Hurdles: '97 - 2nd (U18)  
 400m Hurdles: '98 - 1st (U20), '99 - 6th, '00 - 4th, '00 (OT) - 4th, '01 - dnc/inj, '02 - 2nd

### International Championships:

Commonwealth Games: '02 - 400m Hurdles - 5th  
 World Juniors: '98 - 400m Hurdles semi, 4x400 7th  
 East Asian Games: '01 - 400m Hurdles 1st (56.17)  
 World University Games: '01 - 400m Hurdles 2nd (55.72), 4x400m 5th

### Progression:

400m	2002	53.52
400m Hurdles	1995	61.20
	1996	60.65
	1998	58.81
	1999	59.65
	2000	57.80
	2001	55.72
	2002	55.50

### Events/PB's:

100m	1998	11.80
200m	2000	23.61
400m	2001	52.91
400m Hurdles	2002	55.50

### Interesting Facts:

Sonia's non-sporting idol is her dad and this year (2002) she is 4 years into a 6 year Law/Medical Science Course at Latrobe Uni. Sonia is coached by her boyfriend Murray Harding, who ran a 400H/middle-distance runner and was an Australian junior 800m champion.

### Sporting Career:

Former All Schools hurdles champion who has also dabbled in the sprint events. Settled on the 400m hurdles during the 1998 domestic season and was rewarded with a national U20 title and selection in the World Junior team. Dramatically improved during the 2000/01 season smashing her 400m and 400m hurdles pbs. In her first senior international, Sonia won the 400m hurdles at the 2001 East Asian Games in a personal best time of 56.17. In August Sonia was again in top form, where she slashed her 400m best to 52.91 and claimed silver in the 400m hurdles at the World University Games in Beijing. A very solid 2002 domestic season was capped by a close tussle with Jana Pittman in the Telstra A-championships with Sonia clocking a pb of 55.50 and moving her to No 4 in Australian history. At the 2002 Commonwealth Games Sonia qualified fifth fastest in the 400m hurdles for a finals berth. Sonia went on to claim fifth in the finals with a time of 57.79.

## Peter Burge

Date of Birth: 3/7/1974  
 Occupation: Athlete  
 Height: 187cm  
 Weight: 83kg  
 State: NSW  
 Coach: Keith Connor  
 Previous Coach: Vassili Grichtchenkov, Keith Connor, Gary Bourne  
 Scholarship: NSWIS  
 Club: Sydney Pacific  
 Place of Birth/Residence: Townsville QLD / Sydney  
 Marital Status: Single  
 Gender: Male

**Australian Championships:**  
 Long Jump: '98 - 3 fouls, '98-(CGT) -3rd,'00 - 1st,'00 -(OGT) - 1st, '01 - 1st  
 Triple Jump: '92(U20) - 1st, '93 - 1st, '96 - 2nd

**International Championships:**  
 Commonwealth Games: '98 - Long Jump - 1st  
 Olympic Games: '00 - Long Jump - 6th  
 World Indoors: '01 - Long Jump - 4th  
 World Junior Championships: '92 - Triple Jump - 5th

**Progression:**

Long Jump	1992	7.04m
	1993	7.58m
	1994	7.15m / 7.50m w
	1995	7.41m
	1997	7.32m
	1998	8.22m
	1999	7.87m
Triple Jump	2000	8.30m / 8.48m w (+3.4)
	2001	8.05m / 8.11m indoors
	1991	14.08m
	1992	16.19m
	1993	15.87m
	1994	16.03m
	1996	16.17m
	1997	16.18m

**Events/PB's:**

100m	2000	10.46
Long Jump	2000	8.30m
Triple Jump	1992	16.19m

**Records:**

Australian Indoor record - 8.11m

**Interesting Facts:**

When he was a junior Peter represented QLD in the U/16 cricket team. Peter has achieved two 'Track and Field News' merit rankings - 9th (1998), 6th (2000).

**Sporting Career:**

The 2000 Male Athlete of the Year made a career saving transition from the triple jump to long jump in 1998. In his first Grand Prix appearance in the long jump he jumped a windy 8.12m. Produced a fairytale result in the final of the 1998 Commonwealth Games winning the gold medal, on countback from arch rival Jai Taurima, with a Games record of 8.22m. Unfortunately missed the entire 1999 domestic season due to a chronic groin injury, but returned with stunning results in early 2000 setting an Olympic 'A' Qualifier and personal best at the Melbourne Track Classic in March (8.30m). Peter won the Male Athlete of the Year for 2000 and went on to finish sixth in the Long Jump final at his first Olympic Games. Peter won the 2001 National title, but in doing so suffered a bruised heel. This injury led to plantar fasciitis and he eventually aborted his European campaign. In October he relocated to Adelaide to train with Vassili Grichtchenkov, as his coach, Keith Connor, was unable to dedicate the same amount of time to Peter after he had been appointed Head Coach of Athletics Australia. Peter is currently in training for the 2003 World Championships in Paris.

**Interests:**

Outside of athletics the adventurous Burge enjoys skydiving, safaris, water skiing, skeet shooting and horse racing. His nicknames are 'Postman' and 'Burgey'.



## Paul Burgess

Date of Birth: 14/08/1979  
 Occupation: Athlete/Student (Multi-media)  
 Height: 183 cm  
 Weight: 84kg  
 State: WA  
 Coach: Alex Parnov  
 Previous Coach: Steve Rippon  
 Scholarship: WAIS  
 Club: Stirling Swans  
 Place of Birth/Residence: Perth/Perth  
 Marital Status: Single  
 Gender: Male

**Australian Championships:**  
 Pole Vault: '96 - 1st (U18), 2nd (U20), '97 - 1st (U18), 1st (U20), 2nd (Open), '98 - 1st (U20), 3rd (Open), '99 - 2nd, '00 - 1st, '00 (OT) - 1st, '01 - 2nd, '02 - 1st

**International Championships:**  
 Commonwealth Games: '98 - Pole Vault 2nd, '02 - Pole Vault 2nd (5.70m)  
 Olympic Games: '00 - Pole Vault qual round (5.55)  
 World Cup: '98 - Pole Vault 7th, '02 - Pole Vault 5th  
 World Junior Championships: '96 - Pole Vault 1st, '98 - 3rd  
 East Asian Games: '01 - Pole Vault 2nd (5.50)

### Progression:

Pole Vault	1994	3.90m
	1995	5.25m
	1996	5.35m
	1997	5.51m
	1998	5.60m
	1999	5.50m
	2000	5.60m
	2001	5.71m
	2002	5.75m

### Events/PB's:

Pole Vault	2002	5.75m
------------	------	-------

### Records:

Australian U20 Record - Pole Vault - 5.60m  
 Australian U18 Record - Pole Vault - 5.51m

### Interesting Facts:

His nickname is "Budgie" Paul won a silver medal as a 13 year old at the National Gymnastics Championships. His hobbies include surfing and playing the guitar. Training alongside Kym Howe (pb 4.45m), Australian record holder Emma George and World Champion Dmitri Markov, Paul is in one of the World's leading pole vault squads. His coach Alex Parnov has a pole vault pb of 5.82m, which ranked him No. 6 in the world in 1985.

### Sporting Career:

Produced one of the great results of the 1996 Sydney World Juniors, clearing a personal best of 5.35m and winning the gold medal. In defence of his world junior title, Paul finished third in 1998 and then went on to win Commonwealth silver. Returned from injury in great form through the 2000 Grand Prix Series culminating with a national title victory at Stadium Australia in Feb 2000. Paul won the pole vault at the Telstra Athletics Trials and secured selection in the Australian team for the 2000 Olympic Games. At the Olympics Paul failed to progress to the final with a clearance of 5.55m in the qualifying round. In May 2001 Paul won silver in the pole vault at the East Asian Games. Won his second national title in April 2002 a month after raising his personal best to 5.75m. Paul added to his fine championship record by claiming silver in the vault at the Commonwealth Games. Misfortune at the 19th IAAF Grand Prix Final in the form of missing poles and clothing resulted in Paul having to borrow clothes and a pole. Although showing promise with the borrowed equipment in his final warmup leap, Paul was unable to progress beyond his opening leap of 5.40m.



## Brett Cartwright

Date of Birth: 25/01/1973  
 Occupation: Accountant-Ernst & Young  
 Height: 172cm  
 Weight: 60kg  
 State: SA  
 Coach: Dick Teleford  
 Scholarship: AIS  
 Club: Flinders  
 Place of Birth/Residence: Adelaide/Canberra  
 Marital Status: Single  
 Gender: Male

**Australian Championships:**  
 3000m: '87 - 1st (U15), '88 - 3rd (U18)  
 5000m: '91 - 5th (U20), '01 - 3rd  
 10000m: '00 - 3rd, '01 - 3rd  
 Cross Country: '87 - 2nd (U15), '89 - 2nd (U20)

**International Championships:**  
 Commonwealth Games: '02 - 10,000m - 18th  
 World Junior Cross Country: '91 - 75th  
 World Cross Country: '95 - 150th, '99 - 85th, '01 - 71st, '02 - 47th

**Progression:**

10000m	2000	28:52.73
	2001	28:42.10
	2002	27:54.93
3000m	1990	8:19.00
	1991	8:13.70
	1999	8:06.20
5000m	2001	7:57.46
	2002	8:04.12
	1991	14:21.00
	1992	14:18.95
	1999	13:50.65
	2001	13:47.43
	2002	13:42.65

**Events/PB's:**

10000m	2002	27:54.93
1500m	1999	3:48.24
3000m	2001	7:57.46
5000m	2002	13:42.65

**Interesting Facts:**

Brett works 25 hours/week as an accountant with Ernst and Young in Canberra. His hobbies include sleeping, history, cycling, reading, movies and punk rock music. He never shaves on race day, and his idols are Sebastian Coe and Lance Armstrong.

**Sporting Career:**

Brett started athletics when he was aged nine. By the age of fourteen he was already an Australian champion, winning the National U15 3000m title in 1987. By his late teens he had lowered his bests to 8:13.70 (3000m) and 14:18.95 (5000m). In 1991 Brett placed 75th at the World Junior Cross Country Championships, but in 1992 Brett missed the World Juniors due to a stress fracture and knee injury. While studying at University in 1993 Brett tried to train through a dose of the flu and eventually became ill with Chronic Fatigue Syndrome (CFS). For the next six years he suffered from CFS, but eventually, after taking a year off study and holidaying on the Gold Coast for six months he recovered. By 1999 he was back running well, slashing his 3000m and 5000m bests to 8:06.20 and 13:50.65 respectively and placed 85th at the 1999 World Cross Country Championships. Brett missed the 2000 Olympic Trials due to an operation which removed one-third of his kneecap. Finished a magnificent 3rd in December 2000 in the Zatopek 10,000m. In 2001 he repeated his 3rd at Zatopek and was also 3rd in the National 5000m. In January 2002 Brett made a major breakthrough clocking 27:54.93 for 10,000m in only his third attempt, moving him to number 10 in Australian history. Three days later he ran a great 4th in the Trials for the World Cross Country Championships and a week before he departed for his fifth World Cross Country campaign he lowered his 5000m best to 13:42.65 competing in the Telstra A-series in Melbourne. Achieved his best result at the World Cross Country, placing 47th. Placed 18th in the 10,000m at the 2002 Commonwealth Games.



## Dean Cavuoto

Date of Birth: 4/6/1975  
 Occupation:  
 Height: 179cm  
 Weight:  
 State: ACT  
 Coach: Dick Telford  
 Scholarship: ACTAS  
 Club: Woden Harriers  
 Place of Birth/Residence: Canberra  
 Marital Status: Single  
 Gender: Male

Australian Championships:  
 10,000m: '98- 3rd, '00 - 2nd  
 Half Marathon: '98 - 1st, '99 - 1st  
 Cross Country: '00 - 2nd

International Championships:  
 Commonwealth Games: '02 - 10,000m - 16th  
 World Cross Country Championships: '99 - 62nd, '02 - 37th

### Progression:


10000m	1997	28:35.06
	1999	28:41.87
	2000	28:23.00
	2002	27:50.73
5000m	1998	13:55.28
	1999	13:46.23
	2000	13:46.29
Half Marathon	2002	13:48.88
	1998	63:40.00
	1999	63:55.00
	2001	65:40.00

### Events/PB's:

10000m	2002	27:50.73
5000m	1999	13:46.23
Half Marathon	1998	63:40.00

### Sporting Career:

A two-time Australian Half-Marathon champion, Dean made a breakthrough in January 2002, when he clocked 27:50.73 for 10,000m to move to number 8 on the Australian All-Time list, ahead of distance greats like Robert De Castella, Andrew Lloyd and Lee Troop. In March 2002 placed an outstanding 37th in the World Cross Country Championships. At the 2002 Commonwealth Games, Dean placed 16th in the 10,000m. Dean placed second behind Lee Troop at the 2000 Telstra Zatopek Classic in the 10,000m.





## Viktor Chistiakov

Date of Birth: 9/2/1975  
 Occupation: Athlete / Model  
 Height: 202cm  
 Weight: 93kg  
 State: SA  
 Coach: John Gormley  
 Previous Coach: Vassili Grichtchenkov  
 Previous Coach 2: Vitali Petrov  
 Previous Coach 3: Alan Launder  
 Scholarship: South Australian Sports Institute  
 Place of Birth/Residence: Moscow RUS/Adelaide  
 Marital Status: Married  
 Gender: Male

Australian Championships:  
 Pole Vault: '99 - 1st, '00 (OGT) - 3rd, '01 - 3rd, '02 - NH

International Championships:  
 European Indoors: '96 - 3rd  
 European Juniors: '93 - 3rd  
 Olympic Games: '96 - DNQ, '00 - 5th  
 World Championships: '99 - DNC (ill), '01 - 10th (5.75)  
 World Juniors: '94 - 1st  
 Commonwealth Games: '02 - =4th (5.50m)  
 World Cup: '02 Triple Jump - 9th

### Progression:

Pole Vault	1988	3.00m
	1989	3.70m
	1990	4.30m
	1991	4.60m
	1992	5.10m
	1993	5.35m
	1994	5.70m
	1995	5.85m
	1996	5.81m   / 5.80m
	1997	5.80m
	1998	5.72m
	1999	5.90m
	2000	5.80m
	2001	5.80
	2002	5.77m
Triple Jump	2002	15.96

### Events/PB's:

Pole Vault	1999	5.90m
------------	------	-------

### Interesting Facts:

Married to fellow Australian pole-vaulter Tatiana Grigorieva. His mother Natalya Burda/Pechenkina/Chistyakova was 3rd in the 1968 Olympic 400m with a pb 52.25 and his father Valentin was 6th in the 1960 Olympic 110Hurd. His sister Nadezhda was the world's 3rd best junior at 100m Hurdles (13.22) in 1988. When in Europe, Viktor is based in Formia, Italy. Viktor has snapped about 10 poles in competition. Viktor has had a few injuries, the major one being his Achilles which required surgery on his ankle. In September 2001, Viktor launched a range of his and her pyjamas with his wife Tatiana Grigorieva - TVPJ.

### Sporting Career:

Arrived in Australia in 1996, however he still competed for Russia at the Atlanta Olympics where he narrowly missed the final on a count back having cleared 5.60m. In July 1999 he raised his best to 5.90m and was preparing to make his international debut for Australia in the World Championships in Seville. He received final notification of his citizenship only a week before the Worlds, but unfortunately he suffered food poisoning and was confined to bed for the duration of the championships. His very solid 1999 season, which included four jumps at 5.80m and higher, was rewarded with a Track and Field News No. 10 merit ranking. Represented Australia at the 2000 Olympics finishing equal fifth in the pole vault with compatriot Dmitri Markov, leaping a season best of 5.80m. Viktor was a solid performer in 2001 clearing a best of 5.80m and placing 10th in the World Championships in Edmonton. During his best domestic season ever, he cleared 5.77m in his hometown in March 2002. Selected for the CG - only his third Australian team. Viktor's mixed season continued in Manchester where he placed equal 4th in the vault. Viktor turned his attention to the triple jump at the 2002 World Cup when Sydney's Jacob McReynolds was unable to overcome a hamstring injury.



## Georgie Clarke

Date of Birth: 17/06/1984  
 Occupation: Athlete  
 Height: 170cm  
 Weight: 48kg  
 State: VIC  
 Coach: Nic Bideau  
 Previous Coach: Bruce Scriven  
 Scholarship: VIS  
 Club: Deakin  
 Place of Birth/Residence: Geelong VIC/Geelong & Melbourne  
 Marital Status: Single  
 Gender: Female

Australian Championships:  
 800 metres: '96 - 1st (U14), '97 - 1st (U14), '98 - 1st (U20), '99 - 2nd (U20), '00 - 3rd (Open)  
 1500 metres: '96 - 1st (U14), '97 - 1st (U14), '98 - 1st (U20), '00 - 1st (Open), '00 (OGT) - 3rd, '02 - 1st

International Championships:  
 Olympic Games: '00 - 1500m - semi  
 World Cross Country Champs: '01 - 19th (U20)  
 World Indoor Championships: '01 - 1500m - heat  
 World Junior Championships: '98 - 1500m - 10th, '00 - 800m - 2nd, 1500m - 3rd  
 World Youth Championships: '99 - 800m - 1st, '01 - 1500m 1st (4:14.08)  
 World Championships: '01 - 1500m 9th heat



<b>Progression:</b>			<b>Events/PB's:</b>		
1500m	1996	4:34.53	1500m	2000	4:06.77
	1997	4:24.96	3000m	2000	9:01.7
	1998	4:17.53	800m	2000	2:01.73
	1999	4:12.51			
	2000	4:06.77			
	2001	4:08.91	<b>Records:</b>		
	2002	4:09.70	Australian U18 record 800m - 2:01.73		
3000m	2002	9:29.18.2	Australian U16 record 800m - 2:02.49		
800m	1996	2:12.71	Australian U20 record 1500m - 4:06.77		
	1997	2:08.83	Australian U18 record 1500m - 4:06.77		
	1998	2:06.92	Australian U16 record 1500m - 4:12.51		
	1999	2:02.49	Australian U16 record 3000m - 9:16.70		
	2000	2:01.73	Member of World Best 4 x 1500m relay - 17:09.75		
	2001	2:03.49			
	2002	2:05.53			

### Interesting Facts:

The daughter of former Geelong FC representative, David (216 games) and sister of current Geelong FC team member, David Jnr. Her second eldest brother Tim represented Australia at the 1999 World Junior Cross Country Championships and has now been recruited by Hawthorn FC.

### Sporting Career:

Georgie won her first national title (U14) at the age of 11. Travelled on her first Australian team to run the 1500m at the 1998 World Junior Championships where she was the youngest competitor at the championships (14yrs). The 1999 World Youth champion over 800m was on fire during the Grand Prix Series and Australian Championships of 2000 with personal best performances over both 800m and 1500m. On the 30th January 2001, she ran a 4:06.77 to win the 1500m at the Hobart Grand Prix, the fastest time ever recorded on Australian soil. She was a member of the Australian 4 x 1500m team to set a new world best at the June 2000 British Milers Club Record Breakers meeting. Georgie was Australia's second youngest ever track and field athlete at an Olympic Games after being selected to contest the 1500m. A week prior to the Sydney Games Georgie broke the Under 18 800m record for the second time in eight months at a pre-Olympics meet in Queensland (2:01.73). She finished tenth in the 1500m semi-finals at the Olympics. The next month (October) Georgie claimed two medals at the 2000 World Juniors (Santiago). Solid performances during the 2000/2001 summer season were rewarded with selection in the Australian team for the World Junior Cross Country (Ostend) and World Indoor Championships (Lisbon). In just 6 months, 16 year old Georgie had competed in four major championships. Georgie continued on her international campaign winning the World Youth Championship 1500m title in July 2001, then competing at the World Championships (August, Edmonton), Goodwill Games and the IAAF Grand Prix Final in September. Still aged only 17, she won her second National 1500m title in April 2002, earning selection in the CG team and her third World Junior team. In June Georgie split with Bruce Scriven, who had guided her since 1995, aged 11-years. At the 2002 World Junior Championships in Jamaica, Georgie was ranked number one going into the 1500m. Unfortunately, Clarke's preparation was severely hampered by an inflamed bursa in her knee that ultimately led to her placing ninth in her heat. Georgie recently claimed the 3000m Lisa Ondieki U20 title at the 2002 Telstra Zatopek Classic in a time of 9:29.18.3.

### Interests:

Georgie's nicknames are "Worm" & "Kermie" and she enjoys surfing and snow skiing when she has some spare time.

ATHLETE PROFILES

## Richard Colman

Date of Birth: 28/11/1984

Occupation: Student

Coach: Mandi Cole

Club: Chilwell

Place of Birth/Residence: Stavanger, Norway / Geelong, VIC

Marital Status: Single

Gender: Male

International Championships:

IPC World Championships: '02 100m - 7th, 200m - 8th, 400m - 3rd, 800m - semi

Progression:

100m	2002	16.15
200m	2002	29.71
400m	2002	55.47
800m	2002	1:53:60

Events/PB's:

100m	2001	16.05
1500m	2001	3:39.27
200m	2001	28.65
400m	2001	55.79
800m	2001	1:50.02

Interesting Facts:

Richard, who was born in Norway, attends school at Geelong College and he aims to go on to university. Richard has come through the junior ranks where he competed in little athletics.

Sporting Career:

**DISABILITY CLASSIFICATION:** T53 Wheelchair (Paraplegia affecting lower limbs and trunk; Shoulder, biceps, triceps, wrist & finger function good; No functional use of back, abdominal and lower limb muscles)

Already he has claimed both age and open wheelchair track records. At the 2001 Athlete with Disability National Championships in April, he set a New Australian record in the 800m with an outstanding time of 1:50.02 and then in October at the Junior National Championships, he added the 1500m record with a personal best time of 3:39.27. Richard was selected for the 2002 IPC World Championships team where he competed in the 100m, 200m, 400m, & 800m races. His bronze in the 400m shows he is truly a star of the future.

## Duane Cousins

Date of Birth: 13/07/1973  
 Occupation: Customer Service Representative  
 Height: 177cm  
 Weight: 65kg  
 State: VIC  
 Coach: Simon Baker  
 Previous Coach: self  
 Scholarship: VIS  
 Club: Glenhuntly  
 Place of Birth/Residence: Bendigo/Bendigo Vic  
 Marital Status: Married  
 Gender: Male

**Australian Championships:**  
 10km Walk: '92 - 2nd (U20),  
 20km Walk: '91 - 2nd (U20), '92 - 2nd (U20), '93 - 2nd (U20), '97 - 3rd, '98 3rd, '01 - 3rd, '02 - 4th  
 30km Walk: '97 - 1st, '99 - 1st, '01 - 2nd  
 50km Walk: '95 - 1st, '97 - 2nd, '99 - 3rd, '01 - 3rd, '02 - 2nd

**International Championships:**  
 At 50km Walk  
 World Walking Cup: '95 - 73rd, '97 - 45th, '99 - 51st, '02 - 37th (team 4th)  
 Olympic Games: '96 - disq, '00 - 34th  
 Commonwealth Games: '98 - 2nd, '02 - 50km Walk - 4th

**Progression:**

20km Road Walk	2002	1:28.44.0
30km Road Walk	2002	2:19.48.0
50km Walk	1994	4:12.18
	1995	3:54.38
	1996	3:56.20
	1997	3:57.40
	1998	4:10.30
	1999	3:59.34
	2000	4:10.43
	2001	3:59.25
	2002	3:59.27

**Events/PB's:**

20km Walk	1999	1:24.20
5000m Walk	1997	20:33.13
50km Road Walk	1995	3:54.38

**Interesting Facts:**  
 Married in October 2000, Duane never wears a watch during competition. His nick name is Jack. His coach, Simon Baker, won the World Walking Cup in 1989 and was World Ranked No 1 in 1989.

**Sporting Career:**  
 A leading Australian junior race walker, he stepped up to the 50km Walk in September 1994. Clocked his first sub-four hour 50km Walk in December 1995 walking 3:54.38 - which remains his best ever time. In March 1996, placed 2nd to his future coach Simon Baker, securing Olympic selection. In Atlanta, placed 26th, but was later disqualified after an official incorrectly instructed him to return to the stadium before completing his final lap of the course. Finished a gallant 2nd in the 1998 Commonwealth games in very humid conditions. Returned for his 2nd Olympics (Sydney 2000), placing 34th. With increasing competition in the event from Deakes, Murphy, Bown and Adams, he was still able to secure selection in the 2002 Commonwealth Games team with a tremendous 2nd in the trials. Placed a gallant fourth at the Commonwealth Games. Competed at the IAAF Race Walks Championships in Turin where he came 37th and helped the Australian team place 4th - their best result ever!



## Shaun Creighton

Date of Birth: 14/05/1967

Occupation: Student (Law)

Height: 181 cm

Weight: 63kg

State: ACT

Coach: Pat Clohessy

Previous Coach: Peter La Rossignol

Club: North Canberra

Place of Birth/Residence: Sydney/Albuquerque,  
New Mexico, USA

Marital Status: Married

Gender: Male

Australian Championships:

5000 metres: '95/'96/'98 - 1st

10000 metres: '95 - 1st, '02 - 1st

3000m Steeple: '87 (U20) - 3rd,

'91/'92/'93/'94 - 1st

Road Championship: '90 - 2nd

Cross Country: '92 - 2nd

Marathon: '99 - 1st



International Championships:

Commonwealth Games: '90 - 3000m Steeple 5th, '94 - 11th, '98 - 5000m - heat, '02 - Marathon - 9th

Olympic Games: '96 - 5000m semi, 10000m - heat, '00 - 10000m - heat

World Championships: '91 - 3000m Steeple - heat, '93 - 9th, '95 - heat, '99 - Marathon DNF

World Cross Country: '90 - 117th, '91 - 143rd, '92 - 58th, '93 - 70th, '94 - DNF, '95 - 25th, '96 - 49th, '97 - 55th, '98 - 22nd

World Cup: '92 - 3000m Steeple 3rd, '98 - 5000m - 2nd

World Indoors: '95 - 3000m - 7th

World Uni Games: '91 - 3000m Steeple - 1st

World Half-Marathon: '00 - 43rd

Marathon Career (7 races):

13/1/97 2nd Houston 2:21.33, 28/9/97 1st Berlin 2:10.22, 17/1/99 4th Houston 2:15.30, 11/7/99 4th Gold Coast 2:16.01, 28/8/99 dnf World Championships (Seville), 8/4/01 17th Paris 2:17.25, 7/10/01 8th Chicago 2:11.54, 28/7/02 9th Manchester 2:18.19

Progression:

10000m	1995	27:46.87	
	1996	27:31.92	
	1999	28:18.56	
	2000	27:49.20	
	2001	29:06.70	
3000m	2002	28:45.44	
	2002	7:49.04	
	1989	8:39.8	
3000m Steeple	1990	8:33.59	
	1991	8:27.20	
	1992	8:20.37	
	1993	8:16.22	
	5000m	1994 - 1995	13:30.00
		1995	13:17.76
		1998	13:24.84
Marathon	2000	13:21.45	
	1997	2:10.22	
	1999	2:15.30	
	2001	2:11.54	
	2002	2:18.19	

Events/PB's:

10000m	1996	27:31.92
1500m	1993	3:38.59
3000m	1995	7:41.60
3000m Steeple	1993	8:16.22
5000m	1995	13:17.76
Half Marathon	1998	1:03.34
Marathon	1997	2:10.22

Records:

Australian Record (2) 3000m Steeple 8:20.37 17/12/92, 8:16.22 2/7/93  
 Australian Record (3) 3000m 7:43.99 6/7/94, 7:42.02 12/7/95, 7:41.60 21/7/95  
 Australian Record (1) 10,000m 27:31.92 30/11/96

Interesting Facts:

Enjoys history, travel and music. Married to US distance runner, Shelly Steely, who was an Olympic (1992) and World Championship (1991) 3000m finalist. His plan is to run his last ever race, the marathon, at the Athens Olympics

Sporting Career:

One of Australia's distance greats with six Australian records at 3000m steeplechase (2), 3000m (3) and 10000m (1). Shaun has represented Australia in four different events at World and Olympics (5000m, 10000m, marathon and steeplechase) and worn the green and gold on over 24 occasions and claimed 10 National titles. His career has included four Commonwealth Games, three World Championships & two Olympics. He competed in nine consecutive World Cross Country Championships from 1990 to 1998. Shaun started his international career in March 1990 when he placed 117th in the World Cross Country Championships. He contested the steeplechase at the Auckland Commonwealth Games and the following years won gold at the World University Games. He achieved a great result for Oceania, when he placed third in the steeplechase at the 1992 World Cup. Later that year while competing in the Zatopek steeplechase, Shaun broke his first Australian record when he lowered Kerry O'Brien's 22-year-old Australian record which in 1970 had been a world record. Seven months later, competing in Lille, he shaved another four seconds from the record. A persistent hip injury forced his retirement from the steeplechase in 1994. He concentrated on the flat events from 3000m to 10000m with instant success. From mid-1994 to 1996 he lowered the 3000m record three times, smashed Ron Clarke's 10000m Australian record, placed seventh in the 3000m at the World Indoors, recorded his finest World Cross Country result of 25th and was an Olympic 5000m semi-finalist. In sub-zero conditions in January 1997 Shaun finished second in his marathon debut in Houston. Later that year he was 11th in the Berlin marathon in a superb 2:10.22. Placed second in the 5000m at the World Cup in 1998. After two slow marathon times of 2:16.01 and 2:15.30 in 1999, Shaun decided to try for selection in the track events for the Sydney Olympics. In May and June, Shaun clocked impressive A qualifying times of 13:21.45 and 27:49.20 and then placed third in both events at the Olympics trials, securing selection in both events. Eventually he decide not to contest the 5000m allowing displaced 1500m runner, Craig Mottram to make his Olympic debut in the 5000m. Two weeks before the Olympics Shaun became ill with a cold resulting in a rather disappointing 14th place in his heat. He returned to Albuquerque, New Mexico where he and his wife, US distance runner Shelly Steely live. In October 2001, Shaun qualified for the Commonwealth Games with a good marathon performance placing 11th in Chicago in 2:11.54. He was aiming for selection in the 10,000m at the 2002 CG, but unfortunately his winning time in the trials was outside the automatic qualifying time. He then make himself available for the marathon and was named in his fourth CG and 24th National team. He came ninth in the marathon at the 2002 Commonwealth Games.

## Sharon Cripps

Date of Birth: 29/06/1977  
 Occupation: Athlete/student  
 Height: 166 cm  
 Weight: 57kg  
 State: QLD  
 Coach: Cliff Mallett  
 Previous Coach: Ian Jones  
 Scholarship: QAS  
 Club: In-training  
 Place of Birth/Residence: Brisbane/Kepperra QLD  
 Marital Status: Single  
 Gender: Female

Australian Championships:  
 100 metres: '95 - 2nd (U20), '96 - 1st (U20) - 2nd (Open), '98 - 5th, '99 - 3rd, '00 (OT) - 6th, '01 - 2nd, '02 - 3rd  
 200 metres: '95 - 3rd (U20), '96 - 1st (U20), '98 - 5th (Open), '99 - 3rd, '00 (OT) - 4th, '01 - 2nd, '02 - 2nd

International Championships:  
 Commonwealth Games: '98 - 4x100m 1st, '02 - 4x100m 4th, 200m 7th  
 Olympic Games: '96 - 4x100m - 7th, '00 - 4x100m - DNF  
 World Championships: '99 - 4x100m - DNC  
 World Cup: '98 - 4x100m - 6th  
 East Asian Games: '01 - 100m 4th (11.73), 200m 3rd (23.42)

Progression:		
100m	1995	11.60
	1996	11.66
	1998	11.58
	1999	11.55
	2000	11.48
	2001	11.51
	2002	11.38
200m	1994	24.10
	1996	23.42
	1998	23.24
	2000	23.13
	2001	23.04
	2002	22.97

Events/PB's:		
100m	2002	11.38
200m	2002	22.97

### Interesting Facts:

Sharon enjoys going to the beach and catching up with friends when off the track. Her nickname is "Crippsy". She has a twin sister Rachel, who is a legal secretary. At home Sharon has two pet dogs "Cindy" and "Kyra" both Staffordshire Bull terriers to keep her company and she looks after two stray cats. Sharon appeared as a model in a 2000 Inside Sport edition. Since the mid-'90s Cripps has each year improved her 200m personal best. Her coach Cliff Mallett explained: "Sharon has been on a long term plan due to her core stability problems. Generally to date, she has been undercoached, however we have been successful at making massive technical changes."

### Sporting Career:

1996 Olympic representative at 19 years of age where she was part of the 4x100m relay team that finished seventh in the final. Sharon ran a sensational final leg of the 4x100m at the 1998 Commonwealth Games in KL, holding off all challengers to secure the gold medal. Set a new 100m personal best during the July 2000 Festival of Athletics series held in Darwin. Cripps registered her first Olympic A qualifier in the 200m with a personal best of 23.13s at a pre-trials meet in Nudgee, QLD. Selected to represent Australia at the 2000 Olympics Sharon was part of the ill-fated 4x100m relay team that dropped the baton in their heat. Enjoyed her best domestic season in the summer of 2001, when she won silver in the 100m and 200m at the Nationals and lowered her 200m to a best of 23.04. In May she made her international debut in individual events, when she placed fourth and third respectively in the 100m and 200m at the East Asian Games. Started the 2002 domestic season in great form, lowering her 100m pb to 11.41 to move to No. 15 on the Australian all-time list. Unfortunately a mid-season injury slowed her progress but she still managed to medal at the nationals in the 100m and 200m securing selection in the 2002 CG team - her seventh National team. Ran a series of great races in the buildup to Manchester, both in Darwin and in Europe lowering her 100m best to 11.38 and 200m to 22.97 and securing an individual berth for the Commonwealth Games. At the Commonwealth Games ran a fine series of races in the 200m to place seventh in the final and assist the 4x100m relay team to fourth placing.



## Clay Cross

Date of Birth: 26/11/1977  
 Occupation: Athlete/Salesman  
 Height: 195cm  
 Weight: 125kg  
 State: QLD  
 Coach: George Sidis/Steve Lemke  
 Previous Coach: Nick Annason  
 Scholarship: QAS  
 Club: South Sydney AC  
 Place of Birth/Residence: Sydney/Brisbane  
 Marital Status: Single  
 Gender: Male



**Australian Championships:**  
 Shot put: '94 - 1st (U18), '95 - 1st (U18), 1st (U20), 6th, '96 - 1st, '96 - 2nd (U20), '97 - 1st, '98 - 2nd, '99 - 1st, '00 - 2nd, '00 (OGT) - 2nd, '01 - dnc, '02 - 2nd

**International Championships:**  
 Commonwealth Games: '98 - 4th '02 - 6th  
 World Junior Championships: '96 - 3rd  
 World School Games: '94 - 2nd

**Progression:**

Shot Put	1994	12.43
	1995	15.54
	1996	17.99
	1997	18.16
	1998	19.16
	1999	18.89
	2000	18.50
	2001	16.88
	2002	18.96

**Events/PB's:**

Shot Put	1998	19.16m
----------	------	--------

**Interesting Facts:**

A representative in the 1995 Australian Schools Cricket Team, Clay also won the 1995 and 1996 NSW School Sports Star of the Year Awards. His father, Paul, was a talented sprinter in the 1960's and played rugby league for Balmain in the '66 Grand Final. Clay's brother, Ryan, who had qualified in the shot put for the 1998 World Juniors became the highest paid schoolboy Rugby League or Rugby Union player when he signed with Sydney Roosters Rugby League team in the late '90s. At home Clay has a pet dog "mimi", a border collie.

**Sporting Career:**

The bronze medallist at the 1996 World Juniors showed his liking for a big time with a personal best in the first round of the final at the 1998 Commonwealth Games. Was third place for much of the competition before just being pipped for a medal. Won the National title in March 1999, but was unable to win selection in the Sydney 2000 team alongside Queenslander Justin Anlezark. Didn't contest the nationals in 2001, but returned for the Commonwealths in 2002. At the trials, he improved significantly on his seasonal best to place 2nd and earn a place in his second Commonwealth Games team where he placed sixth.

## Fiona Cullen

Date of Birth: 31/08/1979  
 Occupation: Freelance Public Relations Consultant  
 Height: 172cm  
 Weight: 64kg  
 State: QLD  
 Coach: Eric Brown  
 Scholarship: QAS  
 Club: University of Queensland  
 Place of Birth/Residence: Brisbane/Brisbane  
 Marital Status: Single  
 Gender: Female

Australian Championships:  
 100m hurdles: '99 - heat, '00 - semi, '00(OGT) - 5th, '01 - 4th, '02 - 2nd

International Championships:  
 Commonwealth Games: '02 100m hurdles - semi

Progression:		
100m	2000	12.02/11.69w
	2001	11.99/11.83
	2002	11.80/11.69w
100m Hurdles	1998	14.58
	1999	14.24/13.7w
	2000	13.82
	2001	13.31
	2002	13.19
200m	2002	24.23

Events/PB's:		
100m	2002	11.80
100m Hurdles	2002	13.19

### Interesting Facts:

Fiona's mother is Reverend Marilyn Cullen an ordained Deacon Anglican Minister. She has her own company named Flying Fi Enterprises. One of Fiona's goals is to inspire others to follow their dreams and achieve extraordinary things in their lives. Fiona is a Christian and grew up in the church. She had very strong family values, which she admits she chose not to follow for some time during her adolescent years. She now runs with a band on her wrist that has the letters WWJD, which stand for What Would Jesus Do. She wears it on her lead arm and spots it during races.

### Sporting Career:

Fiona started athletics in Primary school, but at the age of 9 took up gymnastics after being diagnosed with a scoliosis in her back. A few years later she returned to athletics and won sprint races at regional school carnivals. She first ran in spikes aged 10, and by age 12 had reached level 8 as a gymnast, before retiring from that sport. Using the benefits of her gymnastics, Fiona started to run hurdles and was competitive. It would not be until she was 20, that she started to emerge nationally. She was 5th in the Olympic trials and the following season was 4th in the nationals. She was one of the finds of the 2002 domestic season defeating national champion, Jacquie Munro in the Telstra A-series meet in Campbelltown. She was 2nd in the nationals and named in the Commonwealth games team - her first Australian team.

### Interests:

Fiona's nicknames are 'Fi' and 'Flying Fi'. She enjoys playing the flute, bargain hunting at the shops and watching movies.



## Andrew Currey

Date of Birth: 7/2/1971  
 Occupation: Fitness Consultant  
 Height: 184 cm  
 Weight: 98 kg  
 State: NSW  
 Coach: Rudolf Sopko  
 Previous Coach: Peter Lawler  
 Scholarship: NSWIS  
 Club: I.B.S.  
 Place of Birth/Residence: Wee Waa NSW/Wollongong NSW  
 Marital Status: Married  
 Gender: Male



**Australian Championships:**  
 Javelin: '91 - 8th, '92 - 6th, '93, '94, '95, '96 - 1st, '98, '99, '00 - 1st, '00 (OGT) - 3rd, '01 - 2nd

**International Championships:**  
 Commonwealth Games: '94 - Javelin - 6th, '98 - 5th '02 - 5th  
 Olympic Games: '96 - Javelin - DNQ, '00 - Javelin - DNQ  
 World Championships: '93 - Javelin - DNQ, '95 - DNQ, '99 - DNQ  
 World Junior Championships: '90 - Javelin - DNQ

**Progression:**

Javelin Throw	1990	71.24m
	1991	72.20m
	1992	75.34m
	1993	80.48m
	1994	80.84m
	1995	81.54m
	1996	84.92m
	1997	83.90m
	1998	85.75m
	1999	83.88m
	2000	85.28m
	2001	86.67m
	2002	85.69m

**Events/PB's:**

Javelin Throw	2001	86.67
---------------	------	-------

**Records:**

Australian Open Javelin record: 80.48m 23/7/93, 80.84m 19/1/94, 81.54m 26/1/95, 82.40m 10/1/96, 82.94m 17/1/96, 84.92m 28/1/96, 85.40m 24/1/98, 85.75m 26/1/98, 86.67m 22/7/01.

**Interesting Facts:**

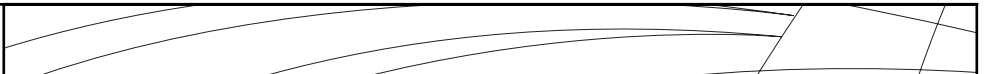
Andrew's nicknames are "Andy" and "Cuz". Married to Louise Currey, Atlanta silver medallist in the javelin. He has twice broken the Australian record on Australia day.

**Sporting Career:**

Andrew started his international career at the World Juniors in 1990, going on to compete at two Olympics, three World Championships and two Commonwealth Games. Andrew has won seven titles and raised the Australian record on nine occasions between 1993 and 2001. He has raised the record in January on eight of the nine occasions. He was Australia's first 80m thrower and in total has added over seven metres to the record. He seems to be getting better with age, but he considers his wiser approach to lighter training is paying dividends. This is his 10th consecutive year he has thrown over 80m.

**Interests:**

When he's not training or competing Andrew enjoys getting out on the water to do some deep sea fishing, river fishing, water skiing or playing golf and tennis.



## Rod De Highden

Date of Birth: 15/01/1969  
 Occupation: Product Specialist  
 Height: 178cm  
 Weight: 60kg  
 State: VIC  
 Coach: Chris Wardlaw  
 Previous Coach: Norm Osborne  
 Previous Coach 2: Tom Kelly  
 Previous Coach 3: John Hirst  
 Scholarship: Victorian Institute of Sport  
 Club: Doncaster  
 Place of Birth/Residence: Kew East, Melbourne VIC / Melbourne VIC  
 Marital Status: Married  
 Gender: Male

Australian Championships:  
 10000 metres: '92 - 3rd, '93 - 2nd, '94 - 10th, '95 - 9th; '96 - 3rd, '97 - 3rd, '99 - 2nd  
 Marathon: '94 - 2nd, '95 - 1st, '99 - 2nd, '00 - 1st, '02

International Championships:  
 Olympic Games: '96 - Marathon - 23rd, '00 - 28th  
 World Championships: '97 - Marathon - 69th, '01 - Marathon 36th (2:27.42)  
 World Cross Country: '91 - 95th, '92 - 126th, '93 - 49th, '94 - 152nd, '97 - 120th  
 World Junior Cross Country: '88 - 20th

Progression:		
10000m	1992	29:02.79
	1993	29:20.54
	1994	29:25.72
	1995	28:38.52
	5000m	1991
5000m	1992	13:54.55
	1993	13:40.04
	1994	13:56.5
	1995	13:46.62
	Half Marathon	2002
Marathon	1995	2:13:58
	1996	2:14:26
	1999	2:13:53
	2000	2:16:36
	2001	2:26:33
	2002	2:15.22.0

Events/PB's:		
10000m	1995	28:38.52
Marathon	1999	2:13:53

Interesting Facts:  
 Rod's nickname is "Rowdy". In '97 he suffered a stress fracture in his foot and severe dehydration at the World Championships. He has one pet dog, named Bosley (cocker spaniel poodle).

Sporting Career:  
 Rod won his first marathon at the Australian Marathon Championships in 1995 before braving difficult conditions to finish 23rd at the Atlanta Olympics. The conditions took their toll on Rod at the 1997 World Championships in Athens. He finished 69th, over an hour outside his personal best and had to be placed on a drip. Back to his best form with an Olympic A Qualifier in December 1999 when he placed fifth in the Fukuoka Marathon. In April 2000 he won Sydney's Host City Marathon which also doubled as the Olympic trials. Second Australian to finish the Sydney Olympic Marathon placing 28th overall in 2:28.04. Rod continued his international campaign with a 36th placing in the marathon at the 2001 World Championships. Rod recently won the 2002 Gold Coast Marathon.

Interests:  
 When not in training he enjoys keeping an eye on horse racing and playing cards with friends.



ATHLETE PROFILES

## Nathan Deakes

Date of Birth: 17/08/1977

Occupation: Athlete

Height: 183cm

Weight: 66kg

State: VIC

Coach: AIS

Previous Coach: Robbie Bolton, Ron Weigel, Yvonne Melene

Scholarship: Australian Institute of Sport

Club: Bellarine

Place of Birth/Residence: Geelong VIC/Canberra

Marital Status:

Gender: Male

Australian Championships:

3km Walk '95 - 3rd

5km Walk '96 - 2nd

20km Walk '96 - 1st (U20), '98 - DQ, '99 -

DQ, '00 - 1st, '01 - 1st, '02 - 1st

50km Walk '99 - =1st



International Championships:

Commonwealth Games: '98 - 20km Walk - 3rd, '02 - 20km Walk 1st (1:25.35), 50km 1st (3:52.40)

Olympic Games: '00 - 50km Walk - 6th, 20km Walk - 8th

World Championships: '99 - 20km Walk - 7th, '01 - 20km walk 4th, 50km Walk disq

World Junior Championships: '96 - 10km Walk - 3rd

World University Games: '97 - 20km Walk - 5th

World Walking Cup: '97 - 20km Walk - 53rd, '99 - DQ

Goodwill Games: '01 - 20km walk 1st

Progression:

10000m Walk	1994	48:56.3
	1995	44:52.9
	1996	41:11.4
	1999	38:53
	2001	38:53.82
	2002	38:44.87
20km Road Walk	1996	1:26.27
	1997	1:23.58
	1998	1:23.25
	1999	1:20.15
	2000	1:21.03
	2001	1:18.14
	2002	1:21.07
50km Road Walk	1999	3:52.53
	2000	3:47.29
	2001	3:43.43
	2002	3:52.40

Events/PB's:

10000m Walk	2002	38:44.87
20km Road Walk	2001	1:18.14
3000m Walk	1998	1:1:17.0
5000m Walk	1997	19:27.4
50km Road Walk	2001	3:43:43

Records:

Commonwealth Games Record: '02 - 50km Walk - 3:52.40

Australian U20 Record - 20km Road Walk - 1:26.27

Australian & Commonwealth Record - 20km Road Walk - 1:18.14

Oceania & Commonwealth Record- 20km Track Walk- 1:19:48.1

Interesting Facts:

Known around the track as "Deakesy", Nathan's superstition is to wear coach, Ron Weigel's, head band in competition. Coach Weigel, who competed for East Germany was one of the greatest walkers ever, with three of the seven fastest 50km Walks of all time, former world champion and a three time Olympic medallist (1988 and 1992). As a junior Nathan played football in the U/18 VSF with the Geelong Falcons and enjoys watching AFL games in his spare time. His father is a former national champion in Ten Pin Bowling. He was the 1999 recipient of the AIS Vocation Award for exceptional performance in athletics and academic studies. Member of AA's Athlete Commission.

Sporting Career:

At the age of just 25 Nathan has already compiled one of the most impressive international records, with six top-8 placings at the Olympics, World Championships, World Unis, World Juniors and Commonwealth Games. Nathan opened his international career sensationally when he won a bronze at the 1996 World Juniors before he had won an Australian U20 title. Just days after his twentieth birthday, Nathan placed fifth at the World University Games (Sicily), then in 1998 he claimed his first senior international medal with a bronze at the Commonwealth Games (KL). In May 1999 competing at the World Walking Cup in France, Nathan was disqualified just 200 metres from the finish, while in 10th place. In 40 degree heat Nathan placed an outstanding seventh at the 1999 World Championships (Seville). In December 1999 Nathan competed in his 50km debut at the Olympic trials in Melbourne, placing equal first with Dion Russell. Although injury affected him during 2000 he performed superbly at the Sydney Olympics placing eighth in the 20km walk and seven days later sixth in the 50km walk. In April 2001, he contested his third 50km walk, winning the Naumburg race in a four minute personal best of 3:43.43. The next week while competing in Mexico and suffering from diarrhoea, he withdrew at the 37km mark from his fourth ever 50km race. Competing in Poland in June 2001 he walked 38:09.7 in a 10km road event, faster than the world record on the track. On June 16 in Dublin, he smashed the Australian and Commonwealth record for 20km Walk, clocking an amazing 1:18.14. Nathan started his World Championships campaign well with a close fourth in the 20km Walk, behind a Russian trifecta. Going into the 50km event, Nathan ranked No 1 in the world, was confident he could improve on his 20km placing, but was unfortunately disqualified. On September 4, at the Goodwill Games in Brisbane, competing in a 20,000m Track Walk, Nathan defeated Olympic 20 & 50km Walk champion, Robert Korzeniowski and the three Russian walkers who defeated Nathan at the World Championships, taking the title in a new Australian and Commonwealth record time of 1:19.48.1. Nathan was Track and Field News merit ranked No 4 in 2001 for the 20km Walk. Injured late in 2001, but he was back into heavy training when he lowered his 10,000m Walk best to 38:44.87 in early February 2002. Won a 20km Walk international in Mexico in late March clocking 1:21.07, but was carrying a hamstring injury when he won the Telstra A-championships/CG trials in mid-April. Achieved one of the greatest feats in Commonwealth Games history by winning the 20km and 50km walk in less than two days. He had to endure heat, rain, cramp and five drug tests to win double gold.

## Paul Di Bella

Date of Birth: 12/2/1977  
 Occupation: Student / Athlete  
 Height: 178cm  
 Weight: 69kg  
 State: QLD  
 Coach: Cliff Mallett  
 Previous Coach: George Day  
 Club: In-training  
 Place of Birth/Residence: Ingham, North Queensland/Brisbane  
 Marital Status: Single  
 Gender: Male

Australian Championships:  
 100 metres: '95 - (U20) 7th, '96 - (U20) 4th, '97 - semi, '98 - 7th, '99 - semi, '00 - semi, '00 (OGT) - 3rd, '01 - 3rd, '02 - 2nd  
 200 metres: '97 - 4th, '00 (OGT) heat, '01 - 2nd

International Championships:  
 Olympic Games: '00 - 100m - heat, 4x100m - DQ (semi)  
 World Championships: '97 - 4x100m - DNC, '99 - 4x100m DQ (heats), '01 - 4x100m 4th  
 World Junior Championships: '96 - 4x100m - 3rd  
 World University Games: '97 - 4x100m - heat  
 Commonwealth Games: '02 - 4x100m 3rd (38.87)

### Progression:

100m	1995	10.79	
	1996	10.56	
	1996	10.75	
	1997	10.48	
	1998	10.34	
	2000	10.26	
	2001	10.26	
	2002	10.29	
	200m	1997	20.86
		1998	21.05
1999		20.94	
2001		20.66	
2002		20.75	

### Events/PB's:

100m	2000	10.26
200m	2001	20.66

### Records:

Australian U20 record - 4x100m - 39.62

### Interesting Facts:

Paul is a business partner of IPI Management and Promotions, a sports management business, where he looks after a group of elite young sports stars across sports like athletics, swimming, tennis, and even American Football. It is a career that he looks forward to doing after his athletics career is over. As a junior athlete Paul represented QLD in the '94 Schoolboys Rugby League side. His nickname is "PDB" and he enjoys playing his guitar in his spare time.

### Sporting Career:

The 1996 World Junior 4x100m bronze medallist has cemented his name on the Australian sprinting scene. Part of the strong Brisbane based Cliff Mallett squad, Paul has made a name for himself as an excellent relay runner with exceptional flying speed. Having set a 100m PB of 10.32secs in March 2000, Paul contested the 100m and was a member of the 4 x 100m relay at the 2000 Olympics. An excellent third in the National titles 100m earned Paul a relay place in the Australian team for the 2001 World Championships, where the 4x100m relay team performed above expectations to finish a magnificent fourth in the final in Edmonton. Started the 2002 domestic season in great shape, but unfortunately a foot injury slowed his progress, but he recovered to claim his best ever result in the National 100m title with second placing. Won the bronze in the 4x100m relay at the Commonwealth Games.



## Karyne Di Marco

Date of Birth: 14/03/1978  
 Occupation: Office Manager/Athlete  
 Height: 168cm  
 Weight: 78kg  
 State: NSW  
 Coach: Lawrie Barclay  
 Previous Coach: Dave Puller  
 Scholarship: NSWIS  
 Club: Sutherland  
 Place of Birth/Residence: Whyalla SA/Sydney  
 Marital Status: Married  
 Gender: Female



### Australian Championships:

Hammer: '96 - 2nd (U20), 5th (Open), '97 - 1st (U20), 3rd (Open), '98 - 3rd, '98(CGT) - 2nd, '99 - 2nd, '00 - 2nd, '00(OGT) - 1st, '01 - 2nd, '02 - 3rd

### International Championships:

Commonwealth Games: '98 - 4th, '02 - 3rd  
 Olympic Games: '00 - qual round  
 World University Games: '99 - 8th  
 World Championships: '01 qual round (59:80)  
 IAAF Grand Prix Final: '01 7th (60.42)

### Progression:

Hammer Throw	1993	43.00m
	1994	47.00m
	1995	51.98m
	1996	54.76m
	1997	57.96m
	1998	63.33m
	1999	63.43m
	2000	65.38m
	2001	64.81m
	2002	65.71m

### Events/PB's:

Hammer Throw	2002	65.71
--------------	------	-------

### Interesting Facts:

Karyne who enjoys movies and follows Penrith in the National Rugby League, married Giuseppe on 11th November 2000.

### Sporting Career:

While still at school, Karyne relocated from Newcastle to Sydney to be coached by Lawrie Barclay. Karyne is one of the leading Australian hammer throwers to have been developed by the NSWIS Greystanes Throwers Centre. Under coaches Lawrie Barclay and Ernie Shankleton they have also produced Bronwyn Eagles, Debbie Sosimenko and Brenda MacNaughton. In her international debut, Karyne just missed a medal with a fourth placing in the 1998 Commonwealth Games. After winning the Olympic trials she and Bronwyn Eagles were given until the 10th of September 2000 to throw beyond 65m to gain selection in the 2000 Olympic team. Showed she was on track throwing a personal best of 64.35m at an Olympics warm up meet in Nudgee, Qld, but then confirmed her selection in the Australian Olympic team with a throw of 65.38m at a second Olympic warm up meet in Nudgee on 6th September 2000. At her first Olympics Karyne did not make it past the qualifying round. In 2001, Karyne travelled widely throughout the world contesting the women's hammer throw on the Grand Prix Circuit. After throwing close to her personal best in a warmup meet in Calgary, Karyne missed qualifying for the World Championship final. On her return to Australia, Karyne placed eighth at the Goodwill Games and seventh in the IAAF Grand Prix Final. Enjoyed her finest domestic season ever in 2002, topped by a personal best of 65.71m in the Telstra A-championships/CG trials. At her second Commonwealth Games, Karyne threw 63.40m to take the bronze.

## Rosanna Ditton

Date of Birth: 7/6/1979

Occupation: Student

Height: 166cm

Weight: 64kg

State: NSW

Coach: Mark Stewart

Previous Coach: Peter Parczyk

Club: Sydney University

Place of Birth/Residence: Sydney / Melbourne

Marital Status: Single

Gender: Female

### Australian Championships:

Pole Vault '98 (U20) - 11th, '99 - 5th, '00 - 7th, '01 - 5th

### International Championships:

World University Games: '01 - 11th (3.90m)

### Progression:

Pole Vault	1997 - 1998	3.00
	1998 - 1999	3.80
	1999	3.90
	2000	3.80
	2001	4.00
	2002	4.10

### Events/PB's:

Pole Vault	2001	4.00
------------	------	------

### Records:

NSW Open record 4.00 (10/2/01)

### Interesting Facts:

Rosanna was a Gymnast at school but was encouraged by her school to participate in many sports. Gave up gymnastics in year 12 and started hurdling, but her school coach identified her as having talent in the pole vault. Coached by leading Australian vault coach Mark Stewart, who discovered and developed Emma George.

### Sporting Career:

In her second year of pole vaulting, Rosanna had progressed rapidly to 3.80m, quickly becoming the greatest pole vaulter in NSW history. She combined an opportunity to continue studying in Melbourne with a move into one of Australia's leading squads. In February 2001, she became only the seventh Australian to vault 4.00m. In her international debut, Rosanna placed 11th in the final at the 2001 World University Games in Beijing.

### Interests:

Her interests include camping/hiking, skiing, reading and shopping. Rosanna is a rare left-handed vaulter.

## Katerina Dressler

Date of Birth: 21/09/1981  
 Occupation: Student-Nursing 3rd Year (2002)/Athlete  
 Height: 175cm  
 Weight: 58kg  
 State: VIC  
 Coach: Peter Fortune  
 Previous Coach: Joy Bradbury  
 Scholarship: VIC  
 Club: Doncaster  
 Place of Birth/Residence: Melbourne/Melbourne  
 Marital Status: Single  
 Gender: Female

### Australian Championships:

100 metres: '96 - 1st (U16)  
 200 metres: '96 - 2nd (U16), '99 - 3rd (U18), '00 (OT) - 6th B, '01 - 4th  
 400 metres: '96 - 2nd (U16), '97 - 1st (U18), '99 - 2nd (U18), '00 - 2nd (U20), '00 (OT) - 4th B, '01 - 2nd, '02 - 1st

### International Championships:

Aus V NZ Trans Tasman: '01 - 3rd (24.50) [-3.4]  
 World Junior Championships: '00 - 400m Semi, 4x400 7th  
 East Asian Games: '01 - 400m 5th (54.02)

### Progression:

200m	1996	24.69
	1999	23.99
	2000	24.48
	2001	23.66
	2002	23.88
400m	1996	55.13
	1999	54.12
	2000	54.35
	2001	53.11
	2002	52.66

### Events/PB's:

100m	2002	11.88
200m	2001	23.66
400m	2002	52.66

### Interesting Facts:


She is currently (2002) in her third and final year of nursing studies.  
 Katerina's win in the national 400m in 2002 was the sixth consecutive win in that event for her coach Peter Fortune who previously coached Catherine Freeman (1997-2000) and Nova Peris (2001) to the title.

### Sporting Career:

Katerina has been a leading junior Australian sprinter during the '90s. Competing at her first Nationals in 1996 at the age of 14 where she won the 100m and came second in the 200m, 400m with impressive pbs of 12.27, 24.69 and 55.13. Although selected in the augmented team for the 1996 World Juniors Championships to be held in Sydney, due to her age (14) she declined selection. An injury in late 1997 wrote off the entire season and any hope of selection in the 1998 World Junior team. Katerina bounced back with a tremendous season in 1999, slashing her bests to 23.99 and 54.12. Another excellent season in 2000, as she secured selection in the team for the World Juniors, where she made the semi-finals of the 400m and ran on the 4x400m relay which placed seventh in the final. Although still in her teens, she enjoyed a brilliant 2001 Grand Prix season where she was the first Australian in three meets and second in another two. At the Telstra Nationals Kat was second in the 400m and fourth in the 200m. In her senior international debut, she placed fifth in the 400m at the East Asian Games. Unfortunately Katerina had to withdraw from the World University Games team with an injured achilles. After a late start to the 2002 domestic season, she recorded an impressive series of times, slashing her personal best to 52.66 and claiming the national 400m title.

### Interests:

Katerina's nickname is Kat and hobbies include playing and watching basketball, travelling and spending time at the beach.



## Timothy Driesen

Date of Birth: 27/03/1984  
 Occupation: Student-Architecture 1st year - Canberra Uni  
 Height: 193cm  
 Weight: 97kg  
 State: VIC  
 Coach: Steven Driesen (father)/Chris Nunn  
 Previous Coach: Hans Lotz  
 Club: South Bendigo Centre  
 Place of Birth/Residence: Bendigo/Canberra  
 Marital Status: Single  
 Gender: Male

### Australian Championships:

Shot Put: All Schools - '99 - 2nd (U16), '00 - 3rd (U18)  
 Discus: All Schools - '98 - 1st (U18) 1.5kg, '99 - 1st (U16), '99 - 3rd (U18), '00 - 1st (U18), '00 - 2nd (U20), '01 - 2nd (U20), '02 - 1st (U20)  
 Hammer: All Schools - '98 - 2nd (U18) 5kg, '99 - 1st (U16), '99 - 2nd (U18), - 2nd (U20), '00 - 1st (U18), '00 - 3rd (U20), '01 - 1st (U20), '02 - 1st (U20)  
 Javelin: '99 - 2nd (U16)

### International Championships:

World Youth Championships: '99 - Discus - qual round, Hammer - qual; '01 - Discus 7th, Hammer qualification round, '02 - Discus 16th, Hammer 10th  
 Youth Commonwealth Games: '00 - Discus - 1st, Hammer - 3rd

### Progression:

Event	Year	Performance	Event	Year	Performance	
Discus Throw	1997	59.07 (1kg)	Hammer Throw	1999	49.25 (7.2kg)	
	1998	56.20 (1.5kg)		2000	60.37 (6kg)	
	1998	70.10 (1kg)		2000	66.71 (5kg)	
	1999	56.20 (1.5kg)		2000	56.57 (7.2kg)	
	1999	75.33 (1kg)		2001	74.42 (5kg)	
	1999	43.86 (2kg)		2001	66.30 (6kg)	
	2000	58.89 (1.5kg)		2001	58.05 (7.2kg)	
	2000	53.09 (1.75kg)		2002	70.62m (6kg)	
	2000	49.57 (2kg)		2002	60.98m (7.2kg)	
	2001	55.41 (1.75kg)		Events/PB's:		
	2001	63.69 (1.5kg)			Discus Throw	2002
	2001	52.37 (2kg)			2002	57.38m (1.75kg)
	2002	63.46m (2kg)		Hammer Throw	2002	60.98m (7.2kg)
	2002	57.38m (1.75kg)			2002	70.62m (6kg)
		Shot Put	2002	14.33m (7.2kg)		

### Records:

Australian Under 16 record - Discus Throw - 75.33m (1kg) (1999)  
 Australian Under 16 record - Hammer Throw - 72.85m (4kg) (2000)  
 Australian Under 16 record - Shot Put - 19.22m (4kg) (1999)  
 Australian Under 18 record - Hammer Throw - 66.71m (5kg) (2000)  
 Australian Under 20 record - Discus 57.38m (1.75kg) (2002)

### Interesting Facts:

Although Tim is primarily a hammer and discus thrower, he has won national medals in shot and javelin. Tim was a flag bearer at the 2001 Sydney Youth Olympic Festival and was a junior official at the Sydney Olympics.

### Sporting Career:

A towering 1.93 metres tall 16-year-old, Tim Driesen improved dramatically during the 1998/99 season, earning him a place on the Australian team for the inaugural World Youth Championships. At the championships, Tim threw 63.82m in the qualifying round of the hammer, missing the final by two metres. In the discus, he easily qualified for the final on his last throw, with a big throw of 55.48m. He placed a below par 11th in the final. At the 1999 Australian All Schools Championships, Driesen won five medals, and set two Australian records in the under-16 hammer and discus. His discus performance (75.33m) earned him the Steve Monaghetti medal for the outstanding performance of the meet. Tim won his first international title, when he claimed gold in the discus at the 2000 Commonwealth Youth Games in Edinburgh. At the 2000 Australian All Schools Tim was again in top form winning four gold medals. Tim was the star at the inaugural Sydney Youth Olympic Festival where he won the discus by nine metres and the hammer by 11 metres. At the trials for the World Youth Championships, Tim easily took his usual hammer/discus double and was named male athlete of the meet. In tremendous shape just prior to leaving for the World Youth Championships, Tim unfortunately became ill with a heavy flu which severely restricted his performances. In the discus Tim threw 57.51m for seventh place, his personal best would have won the silver medal. In the hammer throw, Tim threw five metres below his best to miss a place in the final. After the Championships, Tim had wrist surgery to repair a long-term problem. Tim was back in competition in December, winning three gold medals at the Australian All Schools Championships. A good domestic season in 2002, where Tim broke the Australian U20 discus record, won the national junior discus and hammer titles and secured selection in the Australian team for the 2002 World Junior Championships.





## Patrick Dwyer

Date of Birth: 3/11/1977  
 Occupation: Athlete  
 Height: 186cm  
 Weight: 81kg  
 State: NSW  
 Coach: Michael Khmel  
 Previous Coach: Nancy Atterton  
 Scholarship: NSWIS  
 Club: University of New South Wales  
 Place of Birth/Residence: Wagga NSW/Sydney  
 Marital Status: Single  
 Gender: Male

Australian Championships:  
 400 metres: '97 - 5th, '98 - 2nd, '98(CGT) - 1st, '00 - 1st, '00(OGT) - 3rd, '01 - heat, '02 - 4th

International Championships:  
 Commonwealth Games: '98 - 400m - semi, 4x400m - 5th, '02 - 4x400m 5th  
 Olympic Games: '00 - 400m - semi, 4x400m - 8th,  
 World Championships: '99 - 4x400m - heat  
 World Cup: '98 - 400m - 7th, '02 4x400m - 6th  
 World University Games: '97 - 4x400m - 6th

### Progression:

200m	1994	22.50
	1995	22.07
	1996	21.30
	1997	20.60
	2000	20.73
	2002	21.13
400m	1995	48.03
	1996	47.40
	1997	45.80
	1998	45.67
	1999	45.93
	2000	44.73
	2001	45.81
	2002	45.95

### Events/PB's:

200m	1997	20.60
400m	2000	44.73

### Records:

Australian All-time Rankings:  
 200m (20.60 ) 17th  
 400m (44.73) 3rd

### Interesting Facts:

Patrick has been the winner of three consecutive prestigious Ben Lexcen Scholarships at the University of NSW. When not training or studying he enjoys waterskiing, golf, tennis, squash and keeping an eye on the stockmarket. In June 2002 completed his Building Construction Management degree from the Uni of NSW.

### Sporting Career:

The Wagga Wagga born athlete boarded at Sydney's St Josephs College, where he was a valuable member of the school's athletics team. At a GPS carnival he won the sprint treble, which included a World Junior 400m qualifier of 48.03sec. He left the sport after completing the HSC in late 1995, but his interest was rekindled at the 1996 Australian University Games and soon after he joined the Michael Khmel squad. After just six months training he had clocked bests of 21.51/46.39, but before the year (1997) was finished he would run an amazing series of times including: 200m 20.60, 20.78; 400m 45.80, 45.9, 46.30, 44.7 (relay split). Injury kept him out of the 1998 Grand Prix series. However, he was selected for the 1998 Commonwealth Games, where he progressed to the semi. Injuries over these years included stress fractures of the back, glandular fever and hamstring injuries. Dominated the 2000 Grand Prix Series over 400m where he was unbeaten and then went to South Africa where he twice ran under 45 seconds including a personal best of 44.73 seconds ranking him the third fastest Australian over 400m of all-time. At the Sydney Olympics, Patrick placed seventh in his 400m semi-final and was a member of the 4x400m relay, which made the final. After a solid start to the 2001 domestic season, Patrick suffered a hamstring injury which restricted his races at Nationals where he did not make the final. He attempted to qualify for the World Championships team with races in Europe but unfortunately missed the standard required. Secured selection in his second Commonwealth Games team with a fourth placing in the 400m at the 2002 Telstra A-championships. Ran in the 4x400m relay at the Commonwealth Games placing fifth in 3:02.22.



## Bronwyn Eagles

Name: Bronwyn Eagles  
 Date of Birth: 23/08/1980  
 Occupation: Athlete  
 Height: 178 cm  
 State: NSW  
 Coach: Ernie Shankelton  
 Scholarship: NSWIS  
 Club: Campbelltown Collegians  
 Place of Birth/Residence: Camden/Campbelltown NSW  
 Marital Status: Single  
 Gender: Female

Australian Championships:  
 Hammer: '95- 4th (U18), - 1st (U16), '96 - 1st (U18), '97- 3rd (U20), - 7th (Open), - 1st (U18), '98 - 2nd (U20), - 1st (U18), '99 - 1st (U20), - 3rd (Opens), '00 - 1st, '01 - 1st. '02 - 1st

International Championships:  
 Commonwealth Games: '02 - Hammer - 2nd, '02 - 2nd (65.24m)  
 World Junior Championships: '98 - 8th  
 World Championships: '01 - 3rd (68.87m)  
 East Asian Games: '01 - 1st (67.07m)  
 World Cup: '02 - 7th (63.49)

Progression:		
Hammer Throw	1996	52.08m
	1997	53.62m
	1998	56.51m
	1999	62.02m
	2000	66.55m
	2001	68.87 (70.19)
	2002	69.65

Events/PB's:		
Hammer Throw	2001	70.19 (unsurveyed ground)
	2002	69.65m

### Records:

Australian Hammer Throw record holder U16, U18, U20 and Open.  
 Australian and Commonwealth records (6): 68.73m (18/2/01 Canb), 68.83m (11/3/01 Hobart), 68.87m (7/8/01), 69.38m (10/2/02 Campbelltown), 69.65m (23/3/02 Adelaide), =69.65m (14/4/02 Brisbane) [Not ratified: 69.24m Calgary 26/7/01, 70.19m Calgary 30/7/01]

### Interesting Facts:

Trains at the NSWIS Throws' Centre at Greystanes, where four of the five best hammer throwers in Australian history have trained under coaches Ernie Shackelton and Lawrie Barclay. Holds every Australian hammer throw record from under-16 to open. Was named the Telstra Female Athlete of the Year for 2001 and 2002. A proud member of one of Campbelltown Collegians - one of the hardest working clubs in Australia. The club was rewarded with the second meet in the 2002 Telstra A Series and Bronwyn didn't disappoint raising her Australian and Commonwealth records. Her nick name is 'Beazg' and she is the eldest of eight children. She grew up on a farm in Camden. Initially tried swimming, but suffered from chronic ear infections. Has a tattoo on her shoulderblade of an imp - a little devil holding a flower. Bronwyn says "imps are mysterious, devil-like creatures - like me".

### Sporting Career:

Bronwyn started competing in Little Athletics and drifted into the throwing events. She was a competitive shot putter, but started to really excel in the Hammer. Over the next few years she broke every Australian age record, starting at U16's in 1996. In 1998 she was selected to compete in the 1998 World Juniors. Won the 2000 National Championships held at Stadium Australia. At the 2000 Olympic Trials she placed 3rd, just 5cm behind Debbie Sosimenko who would eventually place 5th at the Olympics. In the absence of an injured Sosimenko, Bronwyn compiled a superb series of throws during the 2001 Telstra Athletics Grand Prix, where she twice raised the Australian and Commonwealth records. Her best performance in the Telstra Athletics Grand Prix in Hobart would have placed her 4th in the Sydney Olympics. Defended her national title in March 2001 and then won gold in her senior international debut at the East Asian Games in May. Travelled and competed extensively on the IAAF Grand Prix circuit in America, Asia and the Middle-East. Prepared very well for the World Championships twice raising her personal best (69.24 and 70.19, on an unsurveyed venue) in competitions in Calgary. At the World Championships in Edmonton, Bronwyn still only 20, proved she was a big meet performer qualifying No 2 for the final and secured the bronze medal with her second round Australian and Commonwealth record throw of 68.87m. Upon return to Australia she placed 5th in the Goodwill Games and was 2nd in the IAAF Grand Prix final in Melbourne. Bronwyn was rewarded with a No 4 Track and Field News merit ranking - the highest position by an Australian woman in 2001. Continued to impress during the 2002 Telstra A-series raising the National and Commonwealth records with throws of 69.38m, 69.85m and = best 69.65m. What was particularly pleasing was the first record was at her home track, within one mile of her home - she could have walked to the competition. Won her third straight national title in April 2002 and was named in the Commonwealth Games team. After only qualifying for the Commonwealth Games final with her third and last throw in the qualifying round, Bronwyn struggled in the final claiming the silver medal with 65.24m. In the 2002 World Cup Madrid, Bronwyn threw well below her PB with a throw of 63.49 to place 7th.

### Interests:

Interests and hobbies include spending time with family and sleeping. She describes her best characteristic as 'I won't give up'.



## Brett Eaton

Date of Birth: 24/02/1984  
 Occupation: Student  
 Height: 175cm  
 Weight: 65kg  
 State: WA  
 Coach: Lyn Cole  
 Club: Northern Districts  
 Place of Birth/Residence: Joondalup, Western Australia  
 Gender: Male

### Australian Championships:

100 metres: '00 (U18 AAS) 4x100m Relay - 1st '00 (U18 AAS) - 2nd  
 200 metres: '00 (U18 AAS) - 2nd

### International Championships:

World Youth Championships: '01 100m semi final, 200m semi final, Medley relay heat

### Progression:

100m	1999	11.01
	2000	0.83
	2001	0.74
	2002	0.83
200m	1999	1.97
	2000	21.66
	2001	21.63

### Events/PB's:

100m	2001	10.74
200m	2001	21.63

### Records:

Australian All Schools meet Record Under 16 Men 200m - 21.97

### Interesting Facts:

Brett, nicknamed Eo, is a talented junior sprinter who trains with World Youth teammate Warwick Cregan. His career highlights are winning the 100m at the Sydney Youth Olympic Festival and setting a meet record and winning the Australian All Schools 200m in 1999, running in three Grand Prix meets and being selected in the World Youth Team. Brett started in Little Athletics and has played basketball at state level.

### Sporting Career:

Brett and World Youth teammate, Kris Neofytou, have had some close duels in recent years. At the 1999 All Schools, Kris won the 100m, but Brett responded with victory in the 200m and a meet record of 21.97. At the Sydney Youth Olympic Festival in January 2001, Brett blasted a very fast 10.74. In February he was second to Kris in the U18 100m and 200m at the Australian Youth Championships running quick times of 10.81 and 21.90. Brett was selected in the Australian team for the World Youth Championships where he progressed to the semi finals in the 100m and 200m, running personal bests in the 200m heat and semi final. Brett also a member of the Medley relay team which was eliminated in the heats.

## Stephen Eaton (OAM)

Date of Birth: 15/09/1975  
Occupation: Qld Dept Sport & Recreation  
Height: 178cm  
Weight: 105kg  
State: QLD  
Coach: Brett Jones  
Previous Coach: Chris Nunn  
Scholarship: QAS  
Club: Sporting Wheelies & Disabled, QLD  
Place of Birth/Residence: Toowoomba QLD / Beenleigh QLD  
Marital Status: Single  
Gender: Male

### International Championships:

Paralympics: '00 - Discus 1st  
IPC World Championships: '98 - Discus 2nd, Shot Put 4th, '02 - Discus 10th, Shotput 3rd  
CP-ISRA World Championships: '01 - Discus 2nd, Shot Put 3rd

### Events/PB's:

Discus Throw	2000	35.10m
Shot Put	2000	9.89m

### Records:

World & Australian Record: Discus  
Australian Record: 100m, 200m, 400m, 800m and 1500m.

### Interesting Facts:

"Make sure you are giving your best which will make you do the best" is a favourite line for Stephen. He has won the 1999 Eric Russell Award for Male Athlete of the meet at the Queensland State Games. The 1991 Queensland Sporting Wheelies Most Improved Junior Athlete of the Year and he was an Ambassador for the 2001 National Junior Disabled Games in Brisbane.

### Sporting Career:

**DISABILITY CLASSIFICATION:** F34/T34 Cerebral Palsy (Wheelchair racers or seated throwers with: moderate to severe problems in lower limbs & minimal control problems in upper limbs and trunk)

Stephen won the 1999 Athletics Australia National Championships silver medal in the men's discus throw with an Australian Record, after winning a silver medal at the 1998 IPC Athletics World Championships in Birmingham also in the men's discus throw. Steve has competed consistently and at the 2000 Paralympics won the gold medal in the discus, breaking the world record in the process. At the 2002 IPC World Championships, Stephen claimed bronze in the shot put.



## Debbi Edwards

Date of Birth: 25/09/1978  
 Occupation: Athlete  
 Height: 171 cm  
 Weight: 61 kg  
 State: NSW  
 Coach: Fira Dvoskina  
 Previous Coach: Steve Endean, David Misson  
 Scholarship: NSWIS  
 Club: Campbelltown Collegians  
 Place of Birth/Residence: Bankstown Sydney / Campbelltown NSW  
 Marital Status:  
 Gender: Female



Australian Championships:  
 100m Hurdles: '97 - 3rd (U20), '98 - 1st, '99 - 3rd (Aust), '00 - 2nd

International Championships:  
 Commonwealth Games: '98 - 100m Hur - 7th  
 Olympic Games: '00 - 100m Hur - heat  
 World Cup: '98 - 100m Hur - 6th

Progression:		
100m Hurdles	1994	14.54
	1995	14.28
	1996	14.24
	1997	14.39
	1998	13.31
	2000	13.20
	2001	13.32

Events/PB's:		
100m Hurdles	2000	13.20

**Interesting Facts:**  
 Commonly known as "Deb", she has a pet dog called "Buffy" (cross cattle dog & corgi). Debbi was awarded the '99 Campbelltown Athlete of the Year Award.

**Sporting Career:**  
 Emerging sprint hurdler who made a great improvement in '98 to top the national rankings and make the final of the '98 Commonwealth Games. Taking victory and setting a new personal best at the Telstra Athletics Olympic Trials provided Debbi with selection in the Australian team to contest the 100m Hurdles at the 2000 Olympics. At the last of a series of Olympic warm up meets in Queensland Debbi produced a personal best for the 100m Hurdles of 13.20s. Competing in her first Olympics Debbi clocked 13.24 for fifth in her heat. Debbi is the sixth fastest 100m hurdler in Australian history.

## Don Elgin

Date of Birth: 19/12/1975  
 Occupation: Customer Services  
 Height: 178cm  
 Weight: 73kg  
 State: VIC  
 Coach: Roy Boyd, Cath Woodruff & Mike Edwards  
 Previous Coach: Peter Negropontis  
 Scholarship: VIS  
 Club: Sandringham  
 Place of Birth/Residence: Tocumwal VIC / Chelsea Heights VIC  
 Marital Status: Married  
 Gender: Male



### International Championships:

Paralympics: '96 - Pentathlon 4th, Discus 13th, Shot Put 14th, '00 - Pentathlon 3rd, Shot Put 8th, Long Jump 9th, 200m 9th, 100m 11th, Discus 11, 400m 12th

IPC World Championships: '94 - 4x100m 1st, High Jump 3rd, Shot 15th, '98 - Pentathlon 4th, '02 - Pentathlon 2nd, 4x100m bronze, 4x400m silver, Long Jump 08th

### Events/PB's:

100m	2000	12.22
200m	2000	25.09
400m	2002	59.05
Discus Throw	2000	41.45m
Long Jump	2002	5.83m
Shot Put	2000	12.45m

### Records:

Australian Record: Shot Put, Discus & Pentathlon

### Interesting Facts:

During his mid-teens, Don competed seriously in swimming and athletics. His swimming was always possible, as his family owned the Tocumwal Caravan Park and Swimming Centre. Don has recently become a father for the second time and occupies his leisure time by spending time with his family, playing golf and trying to make money as a very public speaker. Don is well known in the Paralympic team for raising team morale and admits to collecting shower curtains instead of pins or flags.

### Sporting Career:

DISABILITY CLASSIFICATION: T44 Amputee (Single below-knee amputee)

At the age of 17, in his international debut, competed at the World Championships in Berlin winning a bronze medal in the high jump and then gold as a member of the 4x100m relay team. At the 1996 Paralympics and 1998 World Championships, Don concentrated on the Pentathlon, placing a gallant fourth on both occasions. In Sydney, on home soil he broke through, winning the bronze medal in the Pentathlon with all five events being held on the same day. In 2002 he has already set new personal bests in the long jump and 400m. Don is closing on his goal of becoming the top pentathlon champion with his silver at the IPC World Championships. Don was also part of the 4x100m and 4x400m relay teams that won bronze and silver, respectively.

## Peter Elvy

Date of Birth: 3/6/1980  
 Occupation: Student / Athlete  
 Height: 196cm  
 Weight: 101kg  
 State: NSW  
 Coach: Rudolf Sopko  
 Previous Coach: Bev Jaye  
 Scholarship: NSW  
 Club: UTS North Athletic Club  
 Place of Birth/Residence: Sydney/ Frenchs Forrest, Sydney  
 Marital Status: Single  
 Gender: Male



**Australian Championships:**  
 Discus: '97 - 4th, 3rd (U20), '98 - 4th, 3rd (U20), -98 (CGT) - 1st, '99 - 1st, (U20) - 2nd (Open), '00 - 4th, '00 (OGT) - 1st, '01 - 3rd, '02 - 1st

**International Championships:**  
 World Junior Championships: '98 - Discus 11th  
 World University Games: '01 - Discus Qualifying round  
 World Cup: '02 - Discus 9th

**Progression:**

Discus Throw	1996	48.96
	1997	55.34
	1998	55.41
	1999	56.21
	2000	60.45
	2001	58.43
	2002	57.75

**Events/PB's:**

100m	2001	10.8
Discus Throw	2000	60.45
Javelin Throw	2001	65.14
Long Jump	2001	7.18
Shot Put	2001	15.78

**Interesting Facts:**

Outside of athletics Peter is an active producer and 'DJ' of techno/house music at numerous nightclubs in Sydney. During the 1996/97 season he broke both hands while pole vaulting and contracted glandular fever in early 1998. He was the recipient of the 1998 NSW Schools' Sports Star of the Year Award. His career highlight was competing against world record holder Jurgen Schult in 2000, although his hero is the great East German discus thrower Wolfgang Schmidt.

**Sporting Career:**

A tremendous all round athlete who contested many multi events during his teens. Gradually he started to concentrate on just the throws and eventually discus became the main event. A major breakthrough occurred in late 1997. The previous season he reached 48.96m, but aged just 17, he threw 55.34 at an interclub competition in Sydney. He finished the season as the No 2 open ranked discus thrower in Australia. He made his international debut in 1998, when he placed 11th in the discus at the World Juniors in Annecy France. He entered the Olympic year with a personal best of 56.21 metres and required a minimum of 62 metres to qualify. Peter made a gallant effort to qualify for the Olympic Games team, nine times throwing beyond his previous best. The week prior to the Olympic trials he hit 60.45 metres, to become only the fifth Australian to throw over 60 metres. He won the trial the following week, but remained just 1.55m short of the standard. He was attempting to become only the fifth Australia male discus thrower to compete at the Olympic Games. In his senior international debut at the World University Games in Beijing in August 2001, Peter was eliminated in the qualifying round of the discus.

## Tim Ewen

Date of Birth: 21/02/1977

Occupation: Athlete

Height: 183 cm

Weight: 77kg

State: VIC

Coach: Roy Boyd

Previous Coach: Marius Ghita

Club: Melbourne Track Club

Place of Birth/Residence: Adelaide/Melbourne

Marital Status: Single

Gender: Male

Australian Championships:

110m Hurdles: '96 - 1st (U20), '00 - 1st (Open), '02 - 2nd

International Championships:

World Junior Championships: '96 - 110m H - semi

World University Games: '99 - 110m H - semi

World Cup: '02 - 7th

Progression:

110m Hurdles	1995	14.41
	1996	14.33
	1997	14.44
	1999	13.94
	2000	13.81
	2001	14.09
	2002	13.85

Events/PB's:

110m Hurdles	2000	13.81
--------------	------	-------

Interesting Facts:

Tim has a cat called "Kaz" and his preparation for the August Olympic Trials included a competition tour to Europe in June. Tim is the Athletics SA 2000 Male Athlete of the Year and was the SASI Most Outstanding Aboriginal Athlete in '96. Tim is also a part-time model.

Sporting Career:

The national junior champion in 1996 performed well to progress to the semi-finals at the 1996 World Junior Championships. The next two years Tim was suffering from a back injury, which restricted his activity, then again after an improving 1999 summer, he was again halted with a stress fracture. Enjoyed a tremendous late 1999 and early 2000, where he made the semi-finals at the World University Games, clocked his first sub-14, won the National open title and became the No 7 in Australian history with a time of 13.81. After relocating to Melbourne, Tim started the 2000/2001 summer in shape with an early season clocking of 14.09. At the 2002 Telstra A-championships, Tim placed second in a time of 14.05.



## Rod Farr

Date of Birth: 24/10/1967  
 Occupation: TAFE Lecturer  
 Height: 196cm  
 Weight: 100kg  
 State: SA  
 Coach: Laurie Salotti  
 Club: Wheelchair Sports SA  
 Place of Birth/Residence: Loxton SA / Modbury Heights SA  
 Marital Status: Single  
 Gender: Male

International Championships:  
 IPC World Championships: '02 Discus Throw - 12.19m

Progression:  
 Discus Throw            2002                    13.87

Events/PB's:  
 Discus Throw            2002                    13.87  
 Javelin Throw           2001                    11.72  
 Shot Put                    2001                    6.51m

Records:  
 Australian Record: F52 - Javelin, Discus and Shot Put F53 - Javelin and Shot Put

**Interesting Facts:**  
 Rod owned his own cabinet making business before becoming the youngest Australian TAFE Lecturer. As a junior, he played football for West Adelaide Football Club as well as being a state representative at junior level. He became involved in athletics through word of mouth. Rod enjoys movies, weights, reading, food and parties, but his biggest dislike is wheelchairs.

**Sporting Career:**  
**DISABILITY CLASSIFICATION:** F52 (Quadriplegia - Shoulder function good, Biceps function good, Tricep function fair-good, Rotate wrists up & out, but not down & in, May have limited finger function, No thumb function)  
 Rod is new to the sport of track and field but recently made a huge impact at the New South Wales Sports Council for Disabled Seasonal meet, setting New Australian Records in the shot put, discus and javelin. Rod claimed bronze in the Discus at the 2002 IPC World Championships with his throw of 13.87m.

## Clair Fearnley

Date of Birth: 7/5/1975  
 Occupation: Applications & Maintenance  
 Height: 161 cm  
 Weight: 45 kg  
 State: VIC  
 Coach: Pam Turney  
 Scholarship: VIS  
 Club: Malvern Harriers  
 Place of Birth/Residence: Halifax, GBR/ Melbourne  
 Marital Status: Single  
 Gender: Female

Australian Championships:  
 3000 metres: '95 - 1st (U20)  
 5000 metres: '95 - 8th, '96 - 5th  
 10000 metres: '97 - 3rd, '00 - 1st

International Championships:  
 Commonwealth Games: '98 - 10000m - 3rd  
 Olympic Games: '00 - 10000m - heat  
 World Cross Country: '96 - 77th, '00 - 38th, '99  
 World Junior Cross Country: '94 - 105th

Progression:		
10000m	1996	33:15.45
	1997	32:24.17
	1998	33:04.64
	1999	32:18.22
	2000	31:55.65
5000m	1995	16:20.66
	1996	15:40.14
	1997	16:37.20
	1998	15:53.95
	1999	15:36.06
2000	15:14.26	

Events/PB's:		
10000m	2000	31:55.65
5000m	2000	15:14.26

Interesting Facts:  
 A superstition of Clair's before she competes is that she always has homemade tuna pasta. When she is away from the track she enjoys being able to catch up with family and friends.

Sporting Career:  
 1998 Commonwealth Games bronze medallist over 10,000m Clair Fearnley continues to improve over 5000m and 10,000m, and ran under 32 minutes for 10,000m for the first time when she won the Nationals in 2000. At the Sydney Olympic Games she finished fifteenth in her heat of the 10000m. Clair is ranked fourth and sixth in the Australian All Time 5000m and 10000m lists.



## Kurt Fearnley

Date of Birth: 23/03/1981  
 Occupation: Student  
 State: NSW  
 Coach: Andrew Dawes  
 Scholarship: NSWIS  
 Club: Wheelchair Sports NSW  
 Place of Birth/Residence: Carcoar NSW / Lidcombe NSW  
 Marital Status: Single  
 Gender: Male

International Championships:  
 Paralympics: '00 - 4x100m 1st, 800m 2nd, 400m semi, 1500m 4th, Marathon 21st  
 Oz Day 10km: '99 - 1st  
 Sydney Marathon: '00 - 1st  
 IPC World Championships: '02 400m - 7th, 800m - 7th,



### Interesting Facts:

Kurt is a part time PE student at Sydney Uni. In 2001, Kurt did a tandem parachute jump. Motivated by a friend that is ill with cancer, Kurt is planning to push from Perth to Sydney to raise money for 'Young People with Cancer'. Kurt previously played wheelchair basketball and his goals on a medal at the 2004 Paralympics and to complete his University course. Kurt's hobbies are music, Rugby League, movies, shooting, training and competing.

### Sporting Career:

**DISABILITY CLASSIFICATION T54 Wheelchair** (Have normal arms and hand function. Have a range of trunk function from some to normal. May have some leg function)

Kurt started competing in wheelchair races in his teens while at school in Carcoar (Western NSW). After completing his HSC in 1998, he moved to Sydney to train more intensely. Kurt won the Host Sydney Marathon in April 2000, defeating great Mexican athlete Saul Mendoza. Kurt showed an amazing range from sprints to marathon at the 2000 Sydney Paralympics, where he won gold in the 4x100m relay, a silver in the 800m and also contest the 400m, 1500m and marathon.

## Scott Ferrier

Date of Birth: 12/6/1975  
 Occupation: Athlete/Student  
 Height: 191 cm  
 Weight: 88 kg  
 State: VIC  
 Coach: Eric Hollingsworth  
 Previous Coach: Efim Shuravtesky  
 Scholarship: VIS  
 Club: Old Melbournians  
 Place of Birth/Residence: Melbourne/Melbourne  
 Marital Status: Married  
 Gender: Male

Australian Championships:  
 Decathlon: '94 - 1st (U20), '95 - 3rd, '96 - 2nd, '97 - DNF, '98 - DNF, '99 - 1st, '00 - DNF, '02 - 1st

International Championships:  
 Commonwealth Games: '98 - Decathlon - 2nd, '02 - DNF  
 Olympic Games: '96 - Decathlon - DNF (3 events), '00 - Decathlon - DNF (4 events)

Progression:		
Decathlon	1994	7267 pts
	1995	7615 pts
	1996	8037 pts
	1998	8307 pts
	1999	8056 pts
	2000	7700 pts
	2002	7888 pts

Events/PB's:		
100m	1998	10.84
110m Hurdles	1996	14.11/14.04w
1500m	1994	4:49.25
400m	1996	46.39
Decathlon	1998	8307 pts
Discus Throw	1999	46.58m
High Jump	1994	2.19m
Javelin Throw	1996	61.04m
Long Jump	1999	7.68m/7.69w
Pole Vault	1998	5.10m
Shot Put	1994	15.06m

Records:  
 Victorian record - Decathlon - 8307pts


### Interesting Facts:

In early '99 Scott incurred a severe back injury putting him out of competition for three months. In late 2000 he wed Commonwealth High Jump record holder, Alison Inverarity. His nicknames are "Scotty" and "Rooster". He has a Maltese Terrier called "Rex" and his cousin, Adam Contessa plays for the Western Bulldogs FC. His coach since 2001, Eric Hollingsworth is the 13th best all-time British decathlete. Eric and Scott competed against each other in January 1996 in the NSW decathlon title, with Scott failing to finish and Eric going on to win the event.

### Sporting Career:

Former outstanding cricketer who emerged as a tremendous athletic talent. Scott first appeared in the rankings when he leapt 7.03m as a 17-year-old schoolboy. The next year (1993/94) was his first season of athletics and he arrived with an impact, winning the Australian U20 decathlon title with a score of 6932, which included a sensational leap of 2.12m in the high jump. Over the next 8 years some events would improve while others remained static. The following season (1993/49) he recorded seasonal jumps of 2.19m (HJ) and 7.57m (LJ). His most dramatic improvement would be in the throws improving from 10.88m (SP) and 32.28m (DT) to 15.04m and 46.58m respectively. In his second year of athletics Scott improved to 7267, but the following season (1995/96) saw his major breakthrough when he firstly scored 7615 in December 1995, then 8037 in March 1996. He was in tremendous form going into the Atlanta Olympics running times of 14.11 (110m Hurd) and 46.39 (400m), but he was struck down with a virus prior to the games and withdrew after three events. He would not complete a decathlon for over two years, until the 1998 Commonwealth Games trials where he scored a personal best of 8080 pts. The next month Scott won silver in the Commonwealth Games with a tremendous score of 8307 pts - No. 13 ranked in the world for 1998. The following February he achieve the all important Olympic qualifier and when he won the trials in August he confirmed his selection. In the Olympics, unfortunately he had to withdraw from the competition after the high jump due to injury. Won the 2002 National title with a score of 7888 points. At the 2002 Commonwealth Games, Scott was in second place after three events when he was forced to withdraw from the high jump.

Interests:  
 Scott enjoys playing golf when he is not training or competing.



## Shawn Forrest

Date of Birth: 10/7/1983  
 Occupation: Athlete  
 Height: 180cm  
 Weight: 64kg  
 State: VIC  
 Coach: John Murray  
 Scholarship: Victorian Institute of Sport  
 Club: Nundawading  
 Place of Birth/Residence: Mitchum, VIC/Vermont, VIC  
 Marital Status: Single  
 Gender: Male



Australian Championships:  
 5000m: '01 - 1st (U20), '02 - 1st (U20)

Progression:			
1500m	2002		3:48.0
3000m	2002		8:07.50
5000m	2001		14:13.86
2002	13:57.74		

Events/PB's:			
1500m	2002		3:48.0
3000m	2002		8:07.50
5000m	2002		13:57.74

**Sporting Career:**  
 Shawn claimed the 2002 Telstra Zatopek Classis 3000m De Castella U20 title in a time of 8:07.50 - setting a new personal best.

**Interests:**  
 Shawn's interests include cooking and movies. He particularly dislikes being injured.

## Heath Francis OAM

Date of Birth: 16/11/1981  
 Occupation: Student  
 Height: 172cm  
 Weight: 63kg  
 State: NSW  
 Coach: Louise Green  
 Scholarship: NSWIS  
 Club: University  
 Place of Birth/Residence: Newcastle NSW / Booral NSW  
 Marital Status: Single  
 Gender: Male

International Championships:  
 IPC World Championships: '02 200m - 6th, 400m - 2nd, 4 x 100m - 3rd, 4 x 400m - 2nd

### Progression:

100m	1998	11.68
	2000	11.42
200m	1998	22.38
	2000	22.28
400m	1997	53.26
	1998	51.72
	1999	50.26
	2000	49.92

### Events/PB's:

100m	1999	11.34
200m	2000	22.98
400m	2000	49.92

### Records:

World Record: 4x100m, 4x400m  
 Australian Record: 400m

### Interesting Facts:

"Set goals for yourself, no matter how small and do your best to achieve them", recommends Heath. Awards Heath has received include: 2000 Junior Citizen of Great Lakes Council, 1999 Port Steven's Junior Sports Star, The 1999 Winner of Junior Paralympian, 1998 The Winner of Junior Paralympian and 1998 Nominee for NSW Junior Sportsperson.

### Sporting Career:

DISABILITY CLASSIFICATION: T46 Amputee (Single above or below elbow amputee)

At the 1998 World Championships Heath was 11th in Men's 100m, 4th in Men's 200m, 4th in Men's 400m (AR), and won gold in the Men's 4x400m Relay. He was the 2000 Botany Bay 120m Paralympic Gift winner as well as winning the 2000 NSW Country Championship gold medal for the Men's U20 400m and bronze in the men's under 20's 200m. In 2000, at the National Championships (able-bodied) he won a bronze medal in the 4x100m. Heath won gold in the individual 400m, 4x100m and 4x400m at the Sydney 2000 Paralympics setting world records in both relays and claiming a silver medal in the 200m. At the 2002 IPC World Championships, Heath competed in the finals of the 200m, 400m, 4 x 400m and the 4 x 100m. He took silver in the 400m & 4 x 400m and bronze in the 4 x 100m.



## Amanda Fraser

Date of Birth: 10/10/1981  
 Occupation: Tourism Trainee  
 State: ACT  
 Coach: Scott Goodman  
 Scholarship: ACTAS  
 Club: North Canberra  
 Place of Birth/Residence: QLD / ACT  
 Marital Status: Single  
 Gender: Female

International Championships:  
 IPC World Championships: '02 100m - 8th, Javelin - 13th, Shotput - 10th, Discus - 3rd

Events/PB's:  
 Discus Throw            2001                    22.33m  
 Shot Put                 2001                     7.92m

Records:  
 Australian Record:    Discus

Interesting Facts:  
 Amanda rates her bad habit as reading her horoscopes daily.

Sporting Career:  
 DISABILITY CLASSIFICATION: F37 Cerebral Palsy (Moderate to minimal hemiplegia)  
 Since the Paralympic Games in Sydney 2000 where Amanda competed in Swimming winning two bronze medals she has relocated to Canberra to train at the AIS. She has made a swift transition to track and field and already has some outstanding performances in discus setting a New Australian Record for her class. Amanda claimed bronze in the discus at the 2002 IPC World Championships where she also competed in the finals of the 100m, shotput and javelin.

Interests:  
 Her favourite movie is 'Remember the Titans' and she likes swimming, basketball, music, movies and generally having fun.

## Catherine Freeman

Date of Birth: 16/02/1973  
 Occupation: Athlete  
 Height: 164cm  
 Weight: 53kg  
 State: VIC  
 Coach: Peter Fortune  
 Previous Coach: Raelene Boyle  
 Scholarship: VIS  
 Club: Ringwood  
 Place of Birth/Residence: Mackay, QLD/Melbourne  
 Marital Status: Married  
 Gender: Female

### Australian Championships:

100 metres: '90 - 2nd, '94 - 1st, '96 - 1st  
 100 yards: '93 - 1st  
 200 metres: '90 - 1st, '91 - 1st, '92 - 2nd, '93 - 2nd, '94 - 1st, '95 - 2nd, '96 - 1st, '97 - 2nd, '00 - 1st  
 400 metres: '92 - 3rd, '95 - 1st, '97 - 1st, '98 - 1st, '99 - 1st, '00 - 1st

### International Championships:

Commonwealth Games: '90 - 4x100m 1st; '94 - 200m 1st, 400m 1st, 4x100m 2nd, 4x400m disq., '02 - 4x400m - 1st  
 IAAF Grand Prix Final: '94 - 400m - 2nd; '96 - 400m - 1st  
 Olympic Games: '92 - 400m - QF, 4x400m - 7th, '96 - 200m - semi, 400m - 2nd; '00 - 400m - 1st, 200m - 7th, 4x400m 5th  
 World Championships: '91 - 4x100m DNC, '93 - 200m - semi, '95 - 400m - 4th, 4x400m - 3rd, 200m - semi, '97 - 1st, 4x100m heat, '99 - 400m - 1st, 4x400m - 6th  
 World Cup: '94 - 200m - 3rd, 4x100m - 3rd, 4x400m - 6th  
 World Junior Championships: '90 - 200m - 5th, 100m - semi, 4x100m - 5th, '92 - 200m - 2nd, 4x400m 6th  
 World Indoor Championships: '93 - 60m heat, 200m heat disq; '99 - 400m DNC, 4x400m 2nd

### Progression:

100m	1991	11.59	1998	50.02	
	1993	11.43	1999	49.67	
	1994	11.24	2000	49.11	
	1996	11.27	2002	52.59	
	1998	11.37			
200m	2002	12.34	Events/PB's:		
	1993	22.37	100m	1994	11.24
	1994	22.25	200m	1994	22.25
	1995	22.50	400m	1996	48.63
	1996	22.89	Records:		
	1998	22.55	Australian and Commonwealth Record - 400m - 48.63 (29/7/96)		
	1999	22.82	Australian Record - 4x400m - 3:23.81 (30/9/00)		
	2000	22.53	Australian U20 Record - 400m - 51.14 (28/6/92)		
	2002	23.64	Australian U20 Record - 200m - 22.62 (23/11/93)		
	400m	1992	51.14	Has set nine open Australian records:	
1993		51.34	200m (2) 22.32 22/7/94, 22.25 26/8/94;		
1994		50.04	400m (6) 50.18 2/8/94, 50.04 3/9/94, 49.85 29/2/96, 49.81 5/7/96,		
1995		50.21	49.59 12/7/96, 48.63 29/7/96;		
1996		48.63	4x400m (1) 3:23.81 30/9/00.		
1997		49.39	Commonwealth Games Record: '02 - 4x400m - 3.25.63		

### Interesting Facts:

Catherine launched her own website in July 2002. [www.cathyfreeman.com.au](http://www.cathyfreeman.com.au). In 1990 she was awarded Young Australian of the Year and Australian of the Year in 1998. (the only person to ever be awarded both honours) In 1992 became the first Aboriginal track and field athlete to represent Australia at the Olympics. Track and Field News Rankings: Overall '96-16th, '97-4th, '99-7th, '00-3rd. At 200m '93-8th, '94-4th, '00-7th; 400m '94-2nd, '95-2nd, '96-2nd, '97-1st, '98-7th, '99-1st, '00-1st. 400m (finals) winning streaks: 1996-1998 - 22 races, 1999-now (2002)22 races. This sequence was broken when she was beaten at the 1998 Oslo Grand Prix, when suffering from a foot injury. Lit the flame at the Sydney Olympics. Her first club was Slade Point Amateur Athletics club (Mackay), which she joined in 1984 when she was 11. The club now proudly competes on the Cathy Freeman Athletics Track. Cathy has a tattoo on her right shoulder which says - 'cos I'm free. It inspired Andy White to write a song by the same title and sung by Aboriginal singer, Christine Anu. Catherine is one of five children. In 1999 married American Nike Soccer Executive Sandy Bodecker, 48. Named the 2000 Laureus Female Athlete of the Year (regarded as the sporting equivalent of an Oscar)

### Sporting Career:

At 16 years of age, Catherine won gold at the Commonwealth Games as part of the 4 x 100m relay team. In 1992, she became the first Aboriginal track and field athlete to represent Australia at an Olympic Games. She became one of Australia's best known figures with double gold at the Commonwealth Games in 1994 in the 200m and 400m. Became the first Australian woman to run under 50 seconds for 400m in Melbourne in 1996. At the 1996 Olympic Games, she became the sixth fastest woman ever over 400m, running a Commonwealth record and winning the silver medal behind Marie-Jose Perec in arguably the greatest one lap race of all time. After Atlanta, Freeman won back-to-back World Championships in 400m in 1997 and 1999. Freeman took the 200m/400m National title double in February 2000 at Stadium Australia. Cathy took the prestigious honour of lighting the Olympic Cauldron during the Opening Ceremony of the Sydney 2000 Olympic Games. What followed was the realisation of a dream winning the 400m and claiming Australia's 100th Olympic Gold medal, backed up by a seventh placing in the final of the 200m, and running a great anchor leg for the Australian 4 x 400m relay team finishing fifth in a new Australian record time. Cathy took a break from athletics in 2001, but resumed training in November. Had her first race, a low key 100m on 21 February 2002, followed by a series of 200m sprints. On March 16 made her return to 400m, clocking 52.59 and extending her winning streak to 22 races. In early April she withdrew from the Telstra A-championships/CG trials with a stress reaction in her right femur, but was still selected in the CG team in the 4x400m relay. In mid-May was given the all clear to recommence training, but on May 30, she announced her withdrawal from the CG due to her husband having throat cancer. On July 15, Cathy announced that she would contest the 4 x 400m relay. In a thrilling finish to the athletics program, the women's 4x400 metre relay team, Lauren Hewitt, Cathy Freeman, Tamsyn Lewis and Jana Pittman ran a sensational race, crossing the line in a new games record of 3:25.63 for the gold.





## Neil Fuller OAM

Date of Birth: 2/8/1969  
 Occupation: Athlete  
 Height: 170 cm  
 Weight: 74 kg  
 State: SA  
 Coach: Steve Butler  
 Previous Coach: Esa Peltola  
 Previous Coach 2: Tania VanHeer Murphy  
 Previous Coach 3: Marius Ghita  
 Scholarship: Australian Institute of Sport  
 Club: Salisbury  
 Place of Birth/Residence: Sussex, England / Gawler East, SA  
 Marital Status: Married  
 Gender: Male



### International Championships:

Paralympics: '92-4x100m 1st, 200m 2nd, 400m 2nd, 100m 3rd, '96-4x100m 1st, 100m 2nd, 200m 2nd, '00-200m 1st, 400m 1st, 4x100m 1st, 4x400m 1st, 100m 3rd  
 IPC World Championships: '90-Lj 3rd, '94-100m 1st, 200m 1st, 400m 1st, 4x100m 1st, Lj 3rd, '98-100m 1st, 200m 1st, 400m 1st, 4x400m 1st, '02-100m 5th, 200m 2nd, 400m 2nd, 4 x 400m 3rd, 4 x 100m 2nd  
 IAAF World Championships: '01- 200m 1st

### Progression:

100m	1992	12.55
	1994	12.12
	1996	11.97
	1997	11.42
200m	1992	25.67
	1996	24.45
	1999	23.13
	2000	22.78
	2001	23.32
400m	1992	60.32
	1997	55.95
	1998	53.17
	1999	51.89

### Events/PB's:

100m	1997	11.42
200m	2000	22.78
400m	1999	51.89
800m	2000	2:12.58

### Records:

Australian Record: 100m, 200m, 400m and 800m  
 World Record: 400m, 4 x 100m, 4 x 400m

### Interesting Facts:

In 1987 during a SA Premier soccer league match Neil was involved in a heavy tackle, breaking both bones in his right shin & severing an artery. Complications set in and he was forced to have the lower part of his right leg amputated. He has made a successful comeback to be one of the finest Amputee athletes in Australia. Neil released his autobiography in 2000, titled 'One Foot In The Door'. He likes playing golf with his relay team-mates at every opportunity. Neil has won many awards including: being awarded an OAM (Order of Australia Medal) in 1992; SA Sports Institute - Disabled Athlete of the Year in 1992, 93, 94, 98, 99 and 2000 ; Australian Paralympic Committee - Male Athlete of the Year in 1998; Australian Sports Organisation for the Disabled - Male Athlete of the Year 1994, 97, 98 and 1999; Sir Edward 'Weary' Dunlop Award in 1993; In 1997 he was inducted into the Athletics South Australia Hall of Fame and in 2000 was awarded an Australian Sports Medal. Quote: "If you want something and you don't have it, then you don't want it bad enough".

### Sporting Career:

**DISABILITY CLASSIFICATION:** T44 Amputee (Single below-knee amputation or an athlete who can walk with moderately reduced function in one or both legs)

At World Championship & Paralympic competitions, Neil has collected 18 medals, including 15 gold, 4 of those in Sydney 2000. At his first international competition, the 1989 FESPIC Games, Neil medalled in the high jump, long jump, 100m and Pentathlon. In 1992, Neil changed his focus from multi and field events to sprints making a major impact, winning medals in all three sprints and helping Australia to gold in the 4x100m relay. At the Sydney 2000 Paralympics, he was magnificent, taking the 200m/400m double, a pair of gold's in the 4x100m and 4x400m relays and bronze in the 100m. He was given the honour of the Australian team with carrying the flag at the closing ceremony. In an effort to continue his sporting endeavours, in 2001 he relocated with his family from SA to train at the AIS in Canberra winning an exhibition 200m race at the 2001 World Championships in Edmonton as part of the Athletics Australia team. Now living back in SA he is working with SASI sprints coach Steve Butler and aiming at defending his World titles in the 200m and 400m. At the 2002 IPC World Championships, Neil claimed 3 x silvers for the 200m, 400m & 4 x 400m relay. He also received a bronze in the 4 x 100m relay

## Jackie Gallagher

Date of Birth: 10/11/1967  
 Occupation: Head of the AIS Triathlon Program  
 Height: 171cm  
 Weight: 52kg  
 State: QLD  
 Coach: Dick Telford  
 Previous Coach: Brett Sutton (Triathlon)  
 Previous Coach 2: Greg Martin  
 Previous Coach 3: Con Hartgers and Stan Hamley  
 Club: Victory Sports  
 Place of Birth/Residence: Perth/Gold Coast  
 Marital Status: Single  
 Gender: Female

Australian Championships:  
 3000m: '84 - (U19) 3rd  
 10000m: '92 - 5th,  
 Cross Country: '87 (U20) 3rd, '88 - 5th, '94 - 4th

International Championships:  
 Commonwealth Games: '02 - Marathon - 3rd  
 World Cross Country Championships: '93 - 62nd  
 Marathon Career (1): 15/4/02 13th Boston Marathon 2:35.46

### Progression:

10000m	1987	36:14.83
	1988	36:25.99
	1990	35:11.1
	1992	35:21.43
	1993	33:14.16
1500m	2001	34:11.51
	1988	4:26.42
	1990	4:30.90
3000m	1992	4:32.10
	1984	10:11.63
	1988	9:25.57
	1990	9:38.0
Half Marathon	1992	9:36.14
	1993	9:18.8
	1992	1:14.38
Marathon	2001	1:14.58
	2002	2:35.46
Mile	1990	4:56.90

### Events/PB's:

10000m	1992	33:14.16
1500m	1988	4:26.42
3000m	1993	9:18.8
Half Marathon	1992	1:14.38
Marathon	2002	2:35.46
Mile	1989	4:56.9



### Interesting Facts:

Also known as Jackie G and Cracker, Gallagher is the only person to ever win Triathlon and Duathlon world titles in the one year (1996). She won the Duathlon title again in 1999. Jackie also has a passion for fast cars and owns a 1979 Porsche 911 named Priscilla. Jackie's hobbies include watching movies, collecting gadgets, public speaking, working with younger athletes and funnily enough... driving fast cars! Likes include movies, photography, travelling and meeting people, fast cars and chocolate! A superstition is to eat ice-cream the night before a race.

### Sporting Career:

Jackie started athletics in the early '80s while living in Sydney and enjoyed immediate success, placing 3rd in the Australian junior 3000m in 1984. She relocated to Brisbane in the mid-'80s and within a few years (now aged 21) Jackie was running times of 4:26 (1500m), 9:25 (3000m) and 36:14 (10,000m). A national level cyclist, she was recruited by triathlon in 1992, starting a professional career which would last until 2000. Ironically although she was now concentrating on triathlon, her running started to flourish. In July 1992, she ran 1:14.38 in a half-marathon, in December won the Zatopek 10,000m in a sensational 33:14.16 and a few months later represented Australia at the World Cross Country Championships. Over the next eight years Jackie compiled a superb triathlon career record, which included: representing Australia at eight World Triathlon Championships (winning 1 gold and 3 silvers), in 1996 becoming the only person to win the World Triathlon and Duathlon titles in the one year, winning two World duathlon titles (1996 & 1999), winning four National triathlon titles (2 Olympic distance, 2 sprint), three national duathlon titles and winning four Australian Triathlete of the year awards. In 1996 she was jointly named with Susie O'Neill as the Australian Sportswoman of the year. In 2000 she retired from triathlon and reemerged in athletics winning the Australian half-marathon title in August 2001, placing 6th in Zatopek in December and make her marathon debut in Boston in 2002. After nearly 10 years she returned to the national athletics team when she was named in the 2002 Commonwealth Games team. At Manchester, Jacqui claimed bronze in an Australian clean-sweep of the medals.

## David Geddes

Date of Birth: 26/01/1982  
 Occupation: Student  
 Height: 191 cm  
 Weight: 80kg  
 State: NSW  
 Coach: Phil Geddes  
 Scholarship: NSWIS  
 Club: Sydney Pacific  
 Place of Birth/Residence: Sydney/Sydney  
 Marital Status: Single  
 Gender: Male



Australian Championships:  
 200m: '99 - 1st (U20), 2nd (U18), '00 - 2nd (U20), '01 - 1st (U20)  
 400m: '99 - 1st (U18), 1st (U20), '01 - 1st (U20)

Progression:

100m	2002	10.61
200m	1998	21.75
	1999	21.41
	2001	21.45
	2002	20.62
400m	1998	47.49
	1999	47.41
	2001	46.8h
	2002	46.49

Events/PB's:

100m	2001	10.49
200m	2002	20.79 <sub>w</sub>
	2002	20.62
400m	2002	46.70

Interesting Facts:

David became involved in athletics at the young age of seven through a school athletics carnival. His career highlight so far is competing at the 2000 Telstra Olympic Games Trials in the 200m. When not competing, David enjoys reading, listening to music and eating out.

## Emma George

Date of Birth: 1/11/1974  
 Occupation: Athlete  
 Height: 172 cm  
 Weight: 60 kg  
 State: VIC  
 Coach: Alex Parnov  
 Previous Coach: Mark Stewart  
 Scholarship: WAIS  
 Club: University of Western Australia  
 Place of Birth/Residence: Beachworth, VIC / Perth, WA  
 Marital Status: Single  
 Gender: Female



Australian Championships:  
 Pole Vault: '95 - 1st, '97 - 1st, '98 - 1st, '00 - 1st, '02 - NH

International Championships:  
 Commonwealth Games: '98 - Pole Vault - 1st  
 Goodwill Games: '98 - Pole Vault - 2nd  
 Olympic Games: '00 - Pole Vault - DNQ  
 World Championships: '99 - Pole Vault - 14th  
 World Indoor Championships: '97 - Pole Vault - 2nd, '99 - 6th  
 World University Games: '97 - Pole Vault - 1st

Progression:

Pole Vault	1994	3.15m
	1995	4.30m
	1996	4.45m
	1997	4.55m
	1998	4.59m
	1999	4.60m
	2000	4.50m
	2002	4.30m

Events/PB's:

Pole Vault	1999	4.60m
------------	------	-------

Records:  
 Commonwealth and Australian Record - 4.60m

Interesting Facts:  
 A former long jumper/sprinter and member of the Flying Fruit Fly Circus as a youngster, Emma wears a pair of good-luck pearl earrings and paints her nails with a special bottle of nail-polish before competing. When she is not competing or training she enjoys fishing in the new boat she bought in mid-2000 and camping. Her pet dog, 'Sonic', is a Flat-Coated Retriever.

Sporting Career:  
 Emma started pole vaulting in late 1994 after Mark Stewart, who became her first pole vault coach, placed a notice on her local club room window. She won the Australian title in 1995, with what was then seen as a promising vault of 3.40m. The 1997 World Uni Games champion made a move to Adelaide and then Perth to train with former Russian coach, Alex Parnov. Claimed the first ever women's Commonwealth pole vault gold medal and was ranked No. 1 in the world by Track & Field News in 1998. She then went on to set her 12th outdoor world record of 4.60m at the Grand Prix in Sydney in February '99. A training mishap forced Emma to go into the 1999 World Championships underprepared, but she recovered and won her fourth national title in 2000. After clearing 4.40m at the Telstra Athletics Trials Emma gained selection to represent Australia in the inaugural women's pole vault for the 2000 Olympics. Unfortunately Emma was not able to make it into the final after finishing eighth in her qualifying group. Following the Olympics, Emma had surgery to repair two stress fractures in her feet which included grafts and pins in the navicular bones in both feet, as well as a complete ankle reconstruction and a bone spur removed from her heel. She therefore missed the 2001 season. Emma returned to competition at the Telstra A-series Melbourne in 2002 where she placed fourth with a jump of 4.10m.

ATHLETE PROFILES

## Kim Gillard

Date of Birth: 18/08/1970  
 Occupation: Sales  
 Height: 179cm  
 Weight: 63kg  
 State: NSW  
 Coach: Ken Green  
 Scholarship: NSWIS  
 Club: Athletics Easts  
 Place of Birth/Residence: Savage River, TAS/Sydney  
 Marital Status: Single  
 Gender: Male

**Australian Championships:**  
 5000 metres: 1998 - 6th, 1998 (CGT) - 7th, 2000 (OGT) - 8th  
 10000 metres: 1998 - 6th, 1999 - 5th, 00/01 - 5th (4th Aust)  
 Cross Country: 1997 - 9th, 1999 - 3rd  
 Half Marathon: 1998 - 8th

**International Championships:**  
 Gold Coast Marathon: '99 - 3rd (2:22.31)  
 Lake Biwa Marathon: '99 - 18th (2:17.20)  
 Pyongyang (KOR) Marathon: '01 - 5th (2:15.13)  
 World Cross Country: '98 - 108th, '02 - 83rd  
 World Half Marathon: '99 - 47th  
 World Championships: '01 - Marathon 52nd (2:33.11) Team 8th

### Progression:

10000m	1995	29.12.63
	1997	28.59.96
	1998	29.15.96
	1999	28.23.61
	2000	28.34.94
	2001	28:48.53
5000m	1995	14.02.39
	1996	14.23.3
	1998	13.52.59
	1999	13.52.25
	2000	13.42.71
	2001	14.02.71
Marathon	2002	14:09.39
	1999	2:17.20
	2001	2:15.13
<b>Events/PB's:</b>		
10000m	1999	28.23.61
1500m	1998	3.42.11
3000m	2000	7.58.24
5000m	2000	13.42.71
Marathon	2001	2:15.13



### Interesting Facts:

Kim moved from Tasmania to Sydney in the mid 1990s. His older brother, Rob is a 2:22 marathoner and has been a mentor to Kim.

### Sporting Career:

Kim started athletics when he was at school, but it was not until his mid 20s that he got serious about his athletics. He first appeared in the Nationals rankings in 1995 with a 14.02.39 5000m. By 1997 and 1998, Kim was one of Australia's leading distance runners. In March 1999 he launched his marathon career in the hope of securing a place in the team for the Championships. He followed his 2:17 debut with a third placing in the National Marathon Championship held on the Gold Coast. Then in December 1999 he ran an excellent 28.23.61 for 10000m. This triggered a reassessment of plans for the Sydney Olympics, but after placing eighth in the 5000m trial, Kim and his coach refocused towards the marathon. In April 2000 Kim ran the historic Pyongyang Marathon - the first occasion the North Korean marathon was open to foreigners, and clocked a PB of 2:15.13 to secure a 2001 World Championship berth. He placed a disappointing 52nd in the World Championships, clocking 2:33.11. After placing 6th in the trial, Kim was selected in the Australian team for the World Cross Country Championships in Dublin, Ireland in late March where he placed 83rd.

## Murray Goldfinch

Date of Birth: 16/03/1984  
 Occupation: Student  
 Height: 206cm  
 Weight: 120kg  
 State: ACT  
 Coach: Scott Goodman  
 Scholarship: AIS  
 Club: Weston Creek  
 Place of Birth/Residence: Weston ACT/Weston ACT  
 Marital Status: Single  
 Gender: Male

International Championships:  
 Paralympic Games: '00 - Shot Put 3rd, Javelin 7th  
 INAS-FID World Championships: '99 - Shot Put 3rd, Discus 3rd, '02 - Shotput 2nd  
 German Championships: '02 Shotput 1st, Discus 1st

### Progression:

Discus Throw	2000	34.73m
	2001	37.59mm
	2002	39.60
Javelin Throw	2000	28.10m
	2001	30.85m
Shot Put	2000	12.18m
	2001	14.98m
	2002	13.44

### Events/PB's:

Discus Throw	2002	39.60
Javelin Throw	2000	30.85m
Shot Put	2002	13.05

### Records:

World & Australian Record: Discus, Shotput - 13.44m  
 Australian Record: Shot Put

### Interesting Facts:

Murray came to prominence just a couple of years ago and has demonstrated an enormous amount of ability. 'Muzza' won the ACT Clubs Sport Award in April 2000. He was runner-up in the 1999 APC Junior Sports Star of the year.

### Sporting Career:

**DISABILITY CLASSIFICATION:** F20 Intellectual Disability

As a junior athlete, he set an Australian Open Record in the shot put and World Junior Record in the discus. At the Paralympic Games in Sydney, aged just 17 he won the silver medal in the shot put and finished 7th in the javelin. Already in 2002, Murray won the ambulant field category at the Telstra A-series as well as being the runner up in the inaugural Athlete of the Year. He set a new Australian Record in the Shot put with a throw of 13.03m in the A-series in Canberra and then broke that record 2 days later in an ACT interclub meet with 13.05. He has also set a new discus World Best in an ACT invitation meet of 39.60 on 21/3/02. At the INAS European Champs, Murray claimed silver in the Shotput with his throw of 12.79m. Murray set a new World Record for the Shotput with his throw of 13.44m at the 2002 German Championships where he also claimed gold in the Discus.

### Interests:

He likes Japanese food, heavy metal and rap music, air travel (especially in strong turbulence) and horror movies.



## Tatiana Grigorieva

Date of Birth: 8/10/1975  
 Occupation: Athlete/Model/student  
 Height: 180cm  
 Weight: 64kg  
 State: SA  
 Coach: John Gormley  
 Previous Coach: Vassili Grichtchenkov  
 Previous Coach 2: Vitali Petrov  
 Previous Coach 3: Alex Parnov  
 Scholarship: South Australian Sports Institute  
 Club: South Australian Sports Institute  
 Place of Birth/Residence: St Petersburg RUS/Adelaide  
 Marital Status: Married  
 Gender: Female



**Australian Championships:**  
 100 yards: '99 - 3rd  
 Pole Vault: '98 - 2nd (4.15), '99 - 1st (3.90), '00 - =2nd, '01 - 1st, '02 - 1st

**International Championships:**  
 Goodwill Games: '98 - 2nd  
 Olympic Games: '00 - 2nd (4.55)  
 World Championships: '99 - 3rd (4.45), '01 - 4th (4.55)  
 World Indoor Championships: '99 - Pole Vault - 9th (4.20)  
 Commonwealth Games: '02 - 1st (4.35m)

**Progression:**

Pole Vault	1996	3.80m
	1997	4.00m
	1998	4.35m
	1999	4.50m
	2000	4.55m
	2001	4.56m
	2002	4.44m

**Events/PB's:**

Pole Vault	2001	4.56m
------------	------	-------

**Records:**  
 Commonwealth Games Record: '02 - Pole Vault - 4.35m

**Interesting Facts:**

The Adelaide resident has her own website at <http://www.tatiana.com.au> featuring an impressive pictorial of her developing modelling career. Tatiana is studying marketing and building a successful career in her limited spare time. Launched in 2001 her range of lingerie (Tatiana Teen Girl) and Pyjamas (TVPJs) were a great success in the first season. She is also very popular with photographers around the world regularly appearing on the cover of a wide range of magazines. In 2002 US TV Sports Network ESPN named her as one of the 10 sexiest female athletes in the world.

**Sporting Career:**

A former national level 400m hurdler in Russia, Tatiana took up pole vaulting after she migrated to Australia in 1997. Within 12 months she had become one of the world's best, placing second in the 1998 Goodwill Games. In her first major championship she won bronze at the 1999 IAAF World Championships. In 2000 Tatiana vaulted into stardom when she won the silver medal in the inaugural Olympic women's pole vault with a personal best of 4.55m. In another superb competitive display, Tatiana, against the odds due to an injury restricted campaign, equalled her personal best to claim fourth at the 2001 World Championships, then in the final competition of the season she edged closer to Emma George's Australian record and former World record of 4.60m, with a clearance of 4.56m in Yokohama. Won her third Australian title in April with a seasonal best of 4.44m. Vaulted well at the Commonwealth Games to comfortably claim the title with a championship record 4.35m.

## Michelle Haage

Name: Michelle Haage  
 Date of Birth: 14/11/1974  
 Occupation: Gym Manager  
 Height: 165 cm  
 Weight: 78kg  
 State: NSW  
 Coach: Roger Green  
 Scholarship: NSWIS  
 Club: Sutherland  
 Place of Birth/Residence: Bankstown/Greenacre, Sydney  
 Marital Status: Single  
 Gender: Female

**Australian Championships:**  
 Shot Put: '92 - 3rd, 1st (U20), '94 - 1st (U20), '00 - 2nd, '01 - 1st, '02 - 1st  
 Discus: '92 - 3rd (U20), '94 - 2nd (U20),

**International Championships:**  
 Commonwealth Games: '02 Shotput - 11th  
 World Junior Championships: '92 - Shot Qual Round (14.11)  
 Aus V NZ Trans Test Match: '01 - Shot 1st (16.15)  
 East Asian Games: '01 - Shot 4th (16.14)

### Progression:

Discus Throw	1995 - 1996	44.96m
	1996 - 1997	49.92m
	1997 - 1998	48.78m
	1998 - 1999	44.08m
	1999	49.43m
	2000	44.12m
Shot Put	2001	45.80m
	1995 - 1996	13.67m
	1996 - 1997	14.34m
	1997 - 1998	14.89m
	1998 - 1999	14.19m
	1999	15.13m
	2000	15.29m
	2001	16.15m
	2002	16.19m

### Events/PB's:

Discus Throw	1996	49.92
Shot Put	2002	16.19m

### Records:

NSW Open Shot Put record

### Interesting Facts:

World and Australian Powerlifting Champion in 1990 and 1991. Michelle became involved in the sport at age 6 when her sister was in Little Athletics. Michelle attended Wayland Baptist College in Plainview, Texas from 1995 to 1999, graduating with a Bachelor of Science. Her career highlight was competing at the 2002 Commonwealth Games in Manchester for Australia.

### Sporting Career:

The two-time Australian junior shot put champion spent four years (1995-99) at college in the US, where she won 13 NAIA (National Association of Intercollegiate Athletics) indoor and outdoor titles. With the retirement of Helen Toussis, Michelle is easily the leading shot putter in Australia. In March 2001, she won her first Open National title by over 1.5 metres. Michelle joined the 16 metre club on March 31 when she won the shot put at the Aus V NZ Trans Tasman Test Match in Auckland moving to No 11 in Australian history. Placed fourth in the shot at the East Asian Games with a good putt of 16.14m. Raised her personal best to 16.19m in February and defended her national title in April. Michelle was named in her first major team - the 2002 Commonwealth Games team.





## William Hamlyn-Harris

Date of Birth: 14/01/1978  
 Occupation: Architect  
 Height: 191 cm  
 Weight: 96kg  
 State: NSW  
 Coach: Rudolf Sopko  
 Previous Coach: Toni Zito  
 Scholarship: NSWIS  
 Club: Asics West  
 Place of Birth/Residence: Vanuatu/Chatswood, Sydney  
 Marital Status: Single  
 Gender: Male



Australian Championships:  
 Javelin: '00 (OT) - 7th, '01 - 1st, '2 - 2nd

International Championships:  
 Commonwealth Games: '02 - Javelin - 4th  
 Aus V NZ Trans Tasman Test: '01 2nd (70.05)  
 East Asian Games: '01 4th (72.02)  
 World Cup: '02 Javelin 7th

**Progression:**

Javelin Throw	1994	52.50m
	1995	59.28m
	1996	64.38m
	1997	61.47m
	1998	58.82m
	1999	63.35m
	2000	71.52m
	2001	75.45m
	2002	79.52m

**Events/PB's:**

Javelin Throw	2002	79.52m
---------------	------	--------

**Interesting Facts:**

A talented junior, Will relocated from Hobart to Sydney and shortly after started training with Rudolf Sopko and alongside eight-time Australian champion Andrew Currey.

**Sporting Career:**

Will's breakthrough came at the 2001 Telstra Athletics Grand Prix in Sydney when he raised his best to 75.43m. Five weeks later he was a surprise winner of the 2001 Australian title ahead of training partner and National record holder Andrew Currey and Olympian Adrian Hatcher. In May 2001 he placed fourth at the East Asian Games with a throw of 72.02m. Continued to progress during the 2002 domestic season, raising his best to 79.52m. Clinched his selection in the 2002 Commonwealth Games team with a second placing at the Telstra A-championships in April. Threw well in his first major event, to place fourth in the Commonwealth Games, just below his pb.

## Paul Harpur

Date of Birth: 21/07/1979  
 Occupation: Student-Law/Business (5th and final year in 2002)  
 Height: 178cm  
 Weight: 74kg  
 State: QLD  
 Coach: Brett Jones  
 Previous Coach: Bruce Bodsworth  
 Club: Thompson Estate Eastern Suburbs  
 Place of Birth/Residence: Brisbane/Brisbane  
 Marital Status: Single  
 Gender: Male

Australian Championships:  
 100m: '02 8th (Ambulant)  
 200m: '02 semi (Ambulant)

International Championships:  
 Commonwealth Games: '02 - EAD 100m - semi  
 IPC World Championships: '02 100m - heat, 200m - heats

Progression:		
100m	2000	13.3
	2001	12.97
	2002	12.48
200m	2000	27.24
	2001	26.34
	2002	25.27


Events/PB's:		
100m	2002	12.43
200m	2002	25.27

### Interesting Facts:

Eating seems to be a high priority for Paul being nicknamed Hungry and naming food on his list of likes. Paul was nominated for Young Queenslander of the year for sport in 1997 by his university. Paul has always enjoyed sport, and following his accident he looked at ways to continue playing. After being introduced to Goalball, athletics seemed like another challenge to tackle following enjoyment at little athletics as a youngster. Paul has a guidedog (Golden Retriever) named Weston. Competed in Goalball at the 2000 Paralympics and 1999 FESPIC Games. In 1993, Paul was hit by a train which left him blind. Paul is a B1 (Blind) class athlete: A B1 class athlete will either have no light perception in either eye or may have some light perception but an inability to recognise the shape of a hand at any distance or in any direction. Paul is nearing the completion of a double degree Law/Business from Queensland University of Technology. He uses a computer with a speech program which tells him the letters and words. The computer can scan text and he surfs on the computer for a lot of information he requires for his course.

### Sporting Career:

Before his accident where he lost his sight (1993), Paul competed in all events at Little Athletics. After his accident, he played goalball and represented Australia at the 1999 FESPIC Games and 2000 Paralympics. He resumed his running career in 2000 and has progressively improved his times over the last 2-3 years. At the 2002 Telstra A-championships in April, Paul and his guide Mark Whitman placed 8th in the Ambulant 100m. The race included all AWD disciplines. Paul was selected to compete in the blind 100m at the 2002 Commonwealth Games where he progressed to the semi's.



## Benn Harradine

Date of Birth: 14/10/1982  
 Occupation: 2nd Year PE Student at Newcastle University  
 Height: 198cm  
 Weight: 111kg  
 State: NSW  
 Coach: Rudolf Sopko  
 Previous Coach: Keith Bennett  
 Scholarship: NSWIS  
 Club: Asics West  
 Place of Birth/Residence: Newcastle/Newcastle  
 Marital Status:  
 Gender: Male

Australian Championships:  
 Discus: '98 - 1st (U16), '99 - 2nd (U18), '01 - 2nd (U20)

International Championships:  
 Pacific Schools Games 2000: Discus - 2nd

Progression:		
Discus Throw	2000	51.50
	2001	54.76
	2002	57.78

Events/PB's:		
Discus Throw	2002	57.78

**Interesting Facts:**

Benn's nicknames include 'Harry', 'Benny' and 'Bennige'. His hobbies include playing the guitar, music, bodyboarding, movies, baseball, dancing and hanging out with friends. He has represented at high levels at numerous other sports including swimming, baseball, basketball, water polo and cricket. Benn swam against Ian Thorpe in 1997 over 50m and beat him - it was a relay and he had a 10m start. His athletics heroes include Wolfgang Smidt, Michael Jordan and Jon Drummond.

## Nick Harrison

Date of Birth: 18/10/1970  
 Occupation: Teacher  
 Height: 172 cm  
 Weight: 59 kg  
 State: VIC  
 Coach: Chris Wardlaw  
 Club: Glenhuntly  
 Place of Birth/Residence: Melbourne / Melbourne  
 Marital Status: Single  
 Gender: Male

Australian Championships:  
 10000 metres: '99 - 13th, '00 - 9th  
 Cross Country: '00 - 15th  
 Marathon: '00 - 5th

International Championships:  
 Beppu-Oita Marathon: '01 - 13th (2:15.17)  
 Sydney Marathon: '00 - 5th (2:22.06)  
 World Cross Country: '99 - 131st  
 World Championships: '01- Marathon 23rd (2:23.24) Team 8th

Progression:		
Marathon	2000	2:22:06
	2001	2:15:17
	2002	2:17:24.0

Events/PB's:		
10000m	1998	29:35.19
5000m	1999	13:51.57
Marathon	2001	2:15.17

### Interesting Facts:

Nick's dad Terry, was the National 10,000m Australian Champion in 1972 and was also a leading Australian marathoner clocking a personal best of 2:20.23 in 1972.

### Sporting Career:

Nick has been a long term participant in athletics, starting running before he began high school. A solid runner for many years, Nick has placed top-8 in National marathons, 5000m and 10,000m events. Nick made his marathon debut in the Host City Marathon in April 2000. Twelve months later he slashed his marathon best to 2:15.17, securing a place in the team for the World Championships, where he was the first placed Australian placing 23rd.

### Interests:

In his spare time Nick is a singer and songwriter and hopes to one day release his own CD. His other hobbies are his family and writing.



## Natalie Harvey

Name: Natalie Harvey  
 Date of Birth: 19/01/1975  
 Occupation: Athlete / Physiotherapist  
 Height: 164 cm  
 Weight: 48 kg  
 State: VIC  
 Coach: Mark Rowland  
 Previous Coach: Tom Kelly  
 Scholarship: VIS  
 Club: Doncaster  
 Place of Birth/Residence: Toowoomba QLD/London & Melbourne  
 Marital Status: Single  
 Gender: Female



**Australian Championships:**  
 5000 metres: '96 - 3rd, '97 - 3rd, '99 - 1st  
 10000 metres: '96 - 1st, '97 - 1st, '98 - 1st, '00(OGT)-1st  
 Cross Country: '94 - 2nd (U20)

**International Championships:**  
 Olympic Games: '96 - 5000m heat, '00 - 10000m heat  
 World Championships: '99 - 5000m heat  
 World Cross Country: '96 - 44th, '98 - 32nd, '99 - 25th, '01 - 40th, '02 - 42nd  
 World Cup: '98 - 3000m 8th  
 World Junior Championships: '94 - 1500m 11th  
 World Junior Cross Country: '94 - 25th  
 World Uni Cross Country: '96 - 3rd, '98 - 1st

### Progression:

10000m	1995	33:21.26
	1996	32:52.89
	1997	32:21.58
	1998	32:20.58
	2000	32:07.44
1500m	2001	33:23.56
	2002	4:15.56
3000m	2002	8:56.23
	1996	15:33.83
5000m	1997	15:32.58
	1998	15:44.25
	1999	15:22.59
	2000	15:30.79
	2002	15:38.25

### Events/PB's:

10000m	2000	32:07.44
1500m	1997	4:13.24
3000m	2000	8:57.57
5000m	1999	15:22.59

### Sporting Career:

A World Junior Championships finalist in 1994, Natalie made a fast transition to Seniors, winning selection for the Atlanta Olympics in the 5000m. She also won three consecutive Zatopek 10,000m titles in 96, 97 and 98, and won the 1998 World University Cross Country Championships. Victory in the 10000m at the Telstra Athletics Trials gave Natalie selection on the Australian team for the Sydney Olympics. At the Sydney Games, Natalie placed 17th in her first round heat of the 10000m missing a berth in the final. Natalie has represented Australia at 13 championships. At the World Cross Country Championships in Dublin, Ireland, Natalie placed 42nd.

## Rosemary Hayward

Date of Birth: 10/11/1980  
 Occupation: Athlete/Student  
 Height: 183cm  
 Weight: 70kg  
 State: NSW  
 Coach: Stuart Hayward  
 Scholarship: NSWIS  
 Club: Toukley AC  
 Place of Birth/Residence: Gosford/Central Coast, NSW  
 Marital Status: Single  
 Gender: Female

Australian Championships:  
 200m: '96 - 1st (U16), '97 - 1st (U20), 1st (U18), '98 - 1st (U18), 1st (U20), '99 - 1st (U20)  
 400m: '96 - 1st (U21), '97 - 1st (U20), 1st (U18), '98 - 1st (U18), 1st (U20), '99 - 1st (U20), '00 - semi

International Championships:  
 World Championships: '99 - 4x400m relay - DNC  
 World Junior Championships: '96 - 400m - 3rd, 4x400m - 3rd, 4x100m 6th (ran heat), '98 - 400m - 2nd (SF), 4x400m - 7th  
 World Indoors: '99 - 4x400m - reserve.  
 IAAF World Cup: '02 400m - 8th

Progression:		
200m	1995	24.52
	1996	24.24
	1997	23.77
	1998	23.95
	1999	24.25
	2002	24.71
400m	1995	55.84
	1996	53.53
	1997	53.04
	1998	52.83
	1999	52.90
	2000	53.45
	2001	53.11
	2002	52.76

Events/PB's:		
100m	1996	11.87
200m	1997	23.77
400m	2002	52.76
800m	1996	2:09.80


Interesting Facts:  
 Rosemary's superstition when competing is that when she is in the starting blocks for a race she must swallow before the starter says 'Set'. Her nicknames are Rosie, Badge and Rosebud. She was the NSW Junior Female Sports Star of the Year in '96. Since her late teens, Rosemary has been a motivational/celebrity speaker at functions.

Sporting Career:  
 Outstanding junior, Rosemary won a bronze medal at the 1996 World Juniors in the 400m at the age of 15. Touted as a sprint star of the future, Rosemary was restricted by injury and illness in 1998. Was selected in the 4x400m relay as a reserve at both the 1999 World Indoors and World Championships, but did not get a run. In her first senior year she progressed to the semi finals of the 400m at the 2000 Australian Championships. Battling injury she placed 2nd in the 'B' 400m final at the Olympic Trials. She resumed competition in late 2001 and within a few weeks was re-admitted into NSWIS. Rosemary recently competed in the 9th IAAF World Cup in the 400m where she set a new PB of 52.76.



## Michael Hazel

Date of Birth: 12/12/1976  
 Occupation: Modelling / Athlete  
 Height: 189 cm  
 Weight: 78 kg  
 State: VIC  
 Coach: James Goodwin  
 Previous Coach: Efim Shuravetsky  
 Previous Coach 2: Mark Ladbrook  
 Scholarship: VIS  
 Club: Old Melbournians  
 Place of Birth/Residence: Melbourne  
 Marital Status: Single  
 Gender: Male



**Australian Championships:**  
 400 metres: '94 - 1st (U18), '96 - 1st (U20), '98 Comm Trials - 3rd, '00 Oly Trials - 4th, '02 - 3rd  
 Triple Jump: '96 - 1st Aust (U20)

**International Championships:**  
 Commonwealth Games: '98 - 4x400m - 5th  
 Olympic Games: '00 - 4x400m - 8th  
 World Cup: '98 - 4x400m - 8th

<b>Progression:</b>		
400m	1998	46.24
	1999	46.76
	2000	46.55
	2001	46.28
	2002	49.85
Triple Jump	1993	14.41m
	1995	14.95m
	1996	15.00m
	1997	15.10m
	1998	14.76m

<b>Events/PB's:</b>		
400m	2001	46.24s
Long Jump	2001	7.36m
Triple Jump	2001	15.51m
400m Hurdles	2002	49.85

### Interesting Facts:

Michael's nickname is MH. A keen follower of the St Kilda Football Club, Michael has a pet Siberian Huskie called "Harvey" named after the team's captain Robert Harvey. As a junior his father was a state schools cross country champ in Victoria. During all big races, Michael always wears a pair of black socks that he has had since 1996. When heading out for a meal, he enjoys a nice oriental curry, and has claimed the mini-golf title for 2000 among his friends. Represented Victoria as a junior in Aussie Rules against South Australia. Was one of the models in the Jockey billboard promotion that RSL President Bruce Ruxton had removed in 1999. He appeared in GQ magazine during Melbourne Fashion Week and on numerous other major promotions.

### Sporting Career:

After a successful junior career as a triple jumper, which included winning the 1996 Australian U20 title and reaching a best distance of 15.10m, Hazel switched events to the 400m. On just a few months of 400m training, he created a sensation at the 1998 Commonwealth Games trials, when he won his 400m heat in a time of 46.99. In the final he improved to a sensational 46.24, to finish third, secure a berth in the Commonwealth Games team at the expense of more fancied competitors like Dean Capobianco. His 4x400m relay team placed fifth in the final, started off well by his 46.3 leg. Missed the 1999 & 2000 Nationals, but ran a seasonal best of 46.55 to finish fourth in the Olympic Trials and secure an Olympic berth. Ran three times at the Olympics as the team progressed through the heat and semi, eventually finished eighth in the final. Ran a near personal best of 46.28 in the heats of the 2001 Telstra Nationals. During 2001, Michael decided on another change in event to the 400m hurdles and made a promising debut in November, when he ran 52.38, although being disqualified with a minor uniform infringement. Michael placed third in the 400m Hurdles (49.85) at the 2002 Telstra A-championships. This result has him ranked No 1 on the current Australian rankings.

## Mandy Heath

Date of Birth: 14/11/1980  
Occupation: Uni Student  
Height: 183 cm  
Weight: 68kg  
State: NSW  
Coach: Rudolf Sopko  
Previous Coach: Nik Hagicostas, Alan Launder  
Scholarship: NSWIS  
Club: Flinders  
Place of Birth/Residence: Adelaide/Sydney  
Marital Status: Single  
Gender: Female

### Australian Championships:

Heptathlon: '97 - 2nd (U19 AAS), '98 - 1st (U18), '00 - 4th, '00 Oly T - 3rd, '01 - 2nd, '02 - 3rd

### International Championships:

East Asian Games: '01 2nd (5877pts)

### Progression:

Heptathlon	2002	5555
------------	------	------

### Interesting Facts:

Mandy started competing as an U7 in Little Athletics and during her teens was an Australian volleyball international. Mandy's idol is Shiela and Don Nichols who fostered over 120 disabled children.

### Sporting Career:

A former winner of one of Australia's most prestigious races, the Bay Sheffield 120m Gift in 1999. Mandy made a breakthrough this season at the Australian Championships with a 300 point personal best, she again made progress when she claimed silver at the East Asian Games with another 200 point personal best, moving to No 9 in Australian history. At the 2002 Telstra A-championships, Mandy placed 3rd in the Heptathlon.





## Lauren Hewitt

Date of Birth: 25/11/1978  
 Occupation: Athlete/Student-BSc Monash Uni  
 Height: 170 cm  
 Weight: 62 kg  
 State: VIC  
 Coach: Peter Fortune  
 Previous Coach: John Quinn  
 Previous Coach 2: Debbie Flintoff-King  
 Scholarship: Victorian Institute of Sport  
 Club: Ringwood  
 Place of Birth/Residence: Warracknabeal Vic/Melbourne  
 Marital Status: Single  
 Gender: Female



### Australian Championships:

100 metres: '95 - 5th (U20), '96 - 2nd, '97 - 2nd, '98 - 3rd, '98 (CGT) - 1st, '99 - 1st, '00 (OGT) - 1st,

'01 - 1st, '02 - 1st

200 metres: '95 - 2nd (U20), '96 - 3rd, '97 - 3rd, '98 - 2nd, '98 (CGT) - 1st, '99 - 1st, '00 (OGT) - 2nd,

'01 - 1st, '02 - 1st

### International Championships:

Commonwealth Games: '98 - 100m - 4th, 200m - 3rd, 4x100m - 1st, '02 - 100m - semi, 200m - 3rd, 4x100m - 4th, 4x400m - 1st

Olympic Games: '96 - 4x100m - 7th, '00 - 100m - 2nd Round, 200m - semi, 4x100m - DNF

World Championships: '97 - 100m - 2nd Rnd, 200m - 2nd Rnd, 4x100m - heat, '99 - 100m - semi, 200m - 7th, '01 - 200m semi finals

World Cup: '98 - 100m - 7th, 4x100m - 6th, '02 - 5th

World Indoors: '97 - 200m - semi

World Junior Championships: '96 - 100m - 8th, 200m - 2nd, 4x100m - 6th,

Progression:

100m	1994	11.96	1998	22.62
	1995	11.62	1999	22.53
	1996	11.55	2000	22.52
	1997	11.43	2001	22.90
	1998	11.36	2002	22.69
	1999	11.28		
	2000	11.29	Events/PB's:	
	2001	11.31	100m	1999
	2002	11.33	200m	2000
200m	1995	23.52	Records:	
	1996	23.14	Commonwealth Games: '02 - 4x400m	
	1997	23.09		

### Interesting Facts:

Lauren played tennis, netball and basketball when she was young, as Little Athletics was not on offer in her country Victorian town. At all competitions Lauren carries with her a jar of soil from her family's property in Warracknabeal. Her father gave her the jar in 1996 as a symbol of her family origins. She is well known among friends as "Loz" or "Lozza". Between 1994 and 1995 she suffered three navicular stress fractures (2 left, 1 right) followed by an injured right knee in Feb 2000. Lauren has two pet dogs, 'Sparky' and 'Genni' and one cat 'Muffin'.

### Sporting Career:

Lauren started serious training at the age of 14, when she moved to Melbourne to attend boarding school. Under Debbie Flintoff-King she sprinter and was also a leading junior triple jumper, leaping 11.74m in December 1993, as she was only just 15-years and running sub-12 and 24 for the 100m and 200m respectively, she decided to concentrate on the sprints. At the 1996 Nationals, Lauren placed in the 100m and 200m. At 17 years she was the youngest member of the 1996 Australian Olympic athletics team. Went on to win silver over 200m at the World Juniors in Sydney that year. Lauren came of age and placed herself at the forefront of Australian women's sprinting with a World Championships 200m finals berth in 1999 (Seville). She had wins over both Freeman and Gainsford-Taylor in early 2000, setting a 200m PB at the Canberra GP. After reaching the Olympic 'A' Qualifying standard in both the 100m and 200m Lauren went on to win the 100m and place 2nd in the 200m at the Telstra Olympic Trials. Selected as a member of the Australian team to contest the Sydney Olympics, Lauren placed 6th in the 2nd round of the 100m, 7th in her semi-final of the 200m and was a member of the 4x100m relay team. After a sluggish start to the 2001 Telstra Grand Prix Series, Lauren was just outside her 100m best at the Telstra Nationals, as she claimed her second open National sprint double. At the 2001 World Championships she progressed to the semi finals in the 200m. Won her third national sprint double in April at the Telstra A-championships. Selected in the Commonwealth Games team - her 10th national team. Lauren was back to her best form for two years when she placed third in the 200m in a time of 22.69.

### Interests:

Interests include: movies, shopping, restaurants and architecture.

## Clinton Hill

Date of Birth: 19/04/1980  
 Occupation: Student  
 Height: 186cm  
 Weight: 77kg  
 State: NSW  
 Coach: Michael Khmel  
 Previous Coach: Paul Laurendet  
 Scholarship: NSWIS  
 Club: Bankstown Sports  
 Place of Birth/Residence: Johannesburg RSA/Ryde, Sydney  
 Marital Status: Single  
 Gender: Male

Australian Championships:  
 400 metres: '99 - 3rd (U20), '01 - 5th, '02 - 1st

International Championships:  
 Commonwealth Games: '02 - 400m - 8th, 4x400m - 5th  
 East Asian Games: '01 - 400m 3rd (45.54)  
 World University Games: '01 - 400m 2nd (45.63), 4x400m 4th (3:04.51)  
 World Cup: '02 - 400m 6th, 4x400m 6th

Progression:		
400m	1997	48.33
	1998	47.83
	1999	47.76
	2000	47.02
	2001	45.54
	2002	45.41

Events/PB's:		
200m	2001	21.76
400m	2002	45.41
800m	1998	1:52.20

### Interesting Facts:

Job prospects brought Clinton and his family from South Africa to Australia. They arrived on 1 January 1997 and Clinton became an Australian citizen on 5 June 2000. While in South Africa he was selected to trial for the Crystal Palace soccer team in England.

### Sporting Career:

Clinton has made steady progress over the last five years, since arriving from South Africa. The Australian All Schools U20 400m and 800m champion in December 1998, concentrated on the shorter event last season and was rewarded with a fifth placing at the nationals and selection in the Australian team for the East Asian Games. Hill made a major break through when he placed third at the East Asian Games in a sensational time of 45.54. This time moved him to No 11 on the Australian all-time list. He proved this result was no fluke with a silver medal in the World University Games in the 400m having endured four rounds. He then helped the 4x400m relay to fourth. Clinton then dashed back to Brisbane where he ran the 400m and 4x400m relay at the Goodwill Games, before travelling to Yokohama in Japan where he anchored the Australian Swedish relay team (100/200/300/400) and ran along side Michael Johnson in his final ever race. A very consistent 2002 domestic season when he just missed his personal best of 45.62 in February. Won the national title in April a very close finish. Clinton set a new PB of 45.51 in the 400m at the 2002 Commonwealth Games in Manchester during the semifinal.



## Steven Hooker

Date of Birth: 16/07/1982  
 Occupation: Student  
 Height: 187 cm  
 Weight: 76 kg  
 State: VIC  
 Coach: Mark Stewart  
 Previous Coach: Wes Windsor  
 Scholarship: VIS  
 Club: Box Hill  
 Place of Birth/Residence: Melbourne VIC  
 Marital Status: Single  
 Gender: Male



Australian Championships:  
 Pole Vault: '00(OGT) '6th, '01-1st (U/20), 4th

International Championships:  
 World Junior Championships: '00 - Pole Vault - 4th

#### Progression:

Pole Vault	1999	5.00m
	2000	5.20m
	2001	5.30m
	2002	5.35

#### Events/PB's:

Pole Vault	2002	5.35m
------------	------	-------

#### Interesting Facts:

Steven played Australian Rules to a high level before focusing on pole vault. His mother Erica Hooker nee Nixon was a 1972 Olympian and a Commonwealth Games long jump silver medallist. She also won 9 National titles. His father, Bill, represented Australia in the 400m, 400m hurdles, 800m and 4x400m. He also won four National titles.

#### Sporting Career:

Steven secured a place in the team for the 2000 World Juniors with a fourth placing in the Telstra Olympic trials in August 2000. He departed for the World Juniors with a best of 5.10m, which he matched in the qualifying round in Santiago. Steven competed very well in the final, clearing 5.20m on his first attempt, but a first-attempt miss at 5.00m, cost him the bronze medal as places third to seventh were separated on countback. In March 2001, Steven claimed the Australia U20 title, with a personal best vault of 5.30m.

## Kym Howe

Date of Birth: 12/6/1980  
 Occupation: Child Care Worker  
 Height: 177cm  
 Weight: 64kg  
 State: WA  
 Coach: Alex Parnov  
 Previous Coach: Steve Rippon  
 Scholarship: WAIS  
 Club: Curtin Athletic Club  
 Place of Birth/Residence: Perth/Perth  
 Marital Status: Single  
 Gender: Female

### Australian Championships:

Pole Vault: '97 - 10th (open), 4th (U20); '98 - 2nd (U20), '99 - 1st (U20), 2nd (Open), '00 - 4th, '00 (OGT)  
 4th, '01 - 3rd, '02 - 2nd

### International Championships:

Commonwealth Games: '02 - Pole Vault - 2nd  
 World Junior Championship: '98 - 11th (3.90m)  
 East Asian Games: '01 - 3rd (4.05m)

### Progression:

Pole Vault	1997	3.50m
	1998	3.90m
	1999	4.16m
	2000	4.20m
	2001	4.20m
	2002	4.45m

### Events/PB's:

Pole Vault	2002	4.45m
------------	------	-------

### Interesting Facts:

Prior to entering athletics Kym was a member of the Junior WA Gymnastics team between 1993 and 1996. She has a pet, Golden Cocker Spaniel dog named Holly. In Perth Kym trains with one of the leading pole vault squads in the world. Under coach Alex Parnov, the squad includes: Emma George, Dmitri Markov and Paul Burgess. Kym's athletic hero is Gail Devers. Her career highlights have been making the World Junior final in 1998 and vaulting 4.45m in front of a home crowd in Perth in 2002. Another goal is to meet 'Mr Right'. Interests include kids and the beach.

### Sporting Career:

A former national level gymnast, Kym was talent identified by WAIS and commenced vaulting in late 1996. By the end of the season she had cleared 3.35m and placed fourth in the U18 Championships. The next season she was up to 3.80m and her second placing in the Australian U20 Championships, secured her selection in the Australian World Junior team. Kym equalled her personal best in the qualifying rounds, then placed 11th in the inaugural World Junior pole vault final with a new pb of 3.90m. Set an Australian U20 record of 4.16m in March 1999 and claimed silver in the open championships. Placed fourth in the Olympic trials, below her seasonal best of 4.20m. In May 2001, made her senior international debut at the East Asian Games where she won bronze. A big improver in 2002, she pushed her personal best to 4.45m and placed second in the nationals. At the Commonwealth Games in Manchester, Kim took the silver with her jump of 4.15m.



## Rebecca Irwin

Date of Birth: 26/08/1983  
 Occupation: Student-TAFE  
 Height: 168cm  
 Weight: 55kg  
 State: NSW  
 Coach: Anne Saville  
 Club: Randwick Botany Harriers  
 Place of Birth/Residence: Sydney/Sydney  
 Marital Status: Single  
 Gender: Female

Australian Championships:  
 400m: '00 - 3rd (U20), '01 - 1st (U20), '02 - 1st (U20)

International Championships:  
 World Youth Championships: '99 - 400m heats  
 World Junior Championships: '00 - 4x400m 7th

**Progression:**

200m	2002	24.66
400m	1999	54.53
	2000	55.23
	2001	54.32
	2002	53.83

**Events/PB's:**

200m	2002	24.66
400m	2002	53.83

**Interesting Facts:**

Current Australia beach sprint champion. In 2001 she won the junior and senior titles - competes for Bronte Beach.

## Bridgid Isworth

Date of Birth: 15/10/1981  
 Occupation: Student-Arts/Science - Melbourne Uni (2nd Year 2002)  
 Height: 168cm  
 Weight: 61kg  
 State:VIC  
 Coach: Mark Stewart  
 Previous Coach: Bert Tilley  
 Scholarship:VIS  
 Club: Box Hill  
 Place of Birth/Residence: Melbourne VIC  
 Marital Status: Single  
 Gender: Female

Australian Championships:  
 Pole vault: '99 - 2nd (U20), '99 - 2nd, '00 - 1st (U20), '00 - 2nd, '00 (OGT) 2nd, '02 - 3rd

International Championships:  
 Commonwealth Games: '02 - Pole Vault - 3rd  
 World Junior Championships: '00 - Pole vault - 6th (3.70m)

Progression:		
Pole Vault	1998	4.00
	1999	4.15
	2000	4.25
	2001	4.12
	2002	4.30m

Events/PB's:		
Pole Vault	2002	4.30m

Records:  
 Australian U20 record - Pole Vault - 4.25m  
 Australian U18 record - Pole Vault - 4.15m

Interesting Facts:  
 One of Bridgid's goals is to become a break dancer.

**Sporting Career:**  
 For six years Bridgid was a gymnast, winning six state titles and reaching level 7. But she had been so inspired by Debbie Flintoff-King's gold medal winning effort in 1988 that eventually she would move to track and field. She started out in sprints and jumps, then moved to hurdles, winning the State U16 title, but she was encouraged by Mark Stewart to try the pole vault. Training alongside Emma George was very inspirational. Within two years she had smashed the Australian U18 and U20 records with a leap of 4.15m then 4.25m in February 2000. In August she placed 2nd at the Olympic trials in August and secured selection in her first Australian team, placing 6th in the 2000 World Junior Championships. After a short competition tour to the USA over Christmas 2001, Bridgid raised her best to 4.30m in Hamilton NZL, moving her to No. 4 in Australian history. The 2002 Telstra A-championships/CG included the best seven Australian vaulters of all-time, vying for just three positions in the CG team. But Bridgid rose to the challenge and clinched a place in the team with third at the nationals. The finest junior pole vaulter in Australian history was selected in her first senior team - the 2002 Commonwealth Games team. Bridgid claimed bronze at the Commonwealth Games with her vault of 4.10m.

**Interests:**  
 Her interests include: lollies, shopping, summer, shoes, 'Neighbours', Tom Cruise, beer, after it has rained, 'Days of our Lives', trampolines, tail winds and Sweden. Her dislikes are: flies, headwinds, swimming, aeroplanes, 'The Wiggles', chemistry, banks, jogging, disorganised people, transporting poles and the Monarchy. Bridgid's interests outside of athletics include partying with friends, going to the movies, watching Aussie Rules Football, skiing, horseriding, reading and dancing.



## Jane Jamieson

Date of Birth: 23/06/1975  
 Occupation: Athlete/Student  
 Height: 170 cm  
 Weight: 60 kg  
 State: NSW  
 Coach: Rudolf Sopko  
 Previous Coach: Don Brodie  
 Scholarship: New South Wales Institute of Sport  
 Club: Asics West  
 Place of Birth/Residence: Sydney/St Ives, Sydney  
 Marital Status: Single  
 Gender: Female

### Australian Championships:

High Jump: '98 - 3rd  
 Long Jump: '98 - 2nd, '99 - 3rd  
 Javelin: '99 - 1st  
 Heptathlon: '93 - 1st (U18), '94 - 1st (U20), '95 - 1st, '96 - 1st, '98 - 1st, '98 (CGT) - 1st, '00 (OGT) - 1st, '01 - 1st, '02 - 4th

### International Championships:

Commonwealth Games: '98 - Heptathlon - 2nd, '02 - Heptathlon - 1st  
 Olympic Games: '96 - Heptathlon - 20th, '00 - Heptathlon - 10th  
 World Championships: '95 - Heptathlon - 14th, '99 - Heptathlon - DNF  
 World Indoor Championships: '99 - Pentathlon - 5th  
 World Junior Championships: '94 - Heptathlon - 10th  
 World University Games: '95 - Heptathlon - 1st, '97 - DNF, '01 - 1st

### Progression:

Heptathlon	1990	4995points
	1991	5067points
	1992	4697points
	1993	5445points
	1994	5468points
	1995	6133points
	1996	6275points
	1998	6354points
	2000	6227points
	2001	6070points
	2002	6059points

### Events/PB's:

100m Hurdles	1998	13.88
200m	1998	24.43
800m	1995	2:14.68
Heptathlon	1998	6354points
High Jump	1995	1.86
	2002	1.86
Javelin Throw	1998	49.19
Long Jump	1998	6.47
Shot Put	1998	14.69

### Interesting Facts:

Jane has suffered from various injuries during her career however on limited preparation she is still always capable of compiling competitive scores. Her nickname is 'Jammo' and her lifetime superstition has been to always put her left shoe on before her right shoe.

### Sporting Career:

Jane performed outstandingly at the Gothenburg World Championships in 1995 to finish with a PB and 14th place. From there she went on to win the heptathlon gold medal at the 1995 World University Games in Japan. Improved again at the 1998 Commonwealth Games to produce a personal best and win a well deserved silver medal. She is ranked third behind another Jane (Flemming) and 1984 Olympic gold medalist Glynnis Nunn-Cearns on the Australian All-Time lists. Jane improved at her second Olympics finishing 10th overall with 6,104pts at the Sydney Games. Unfortunately a hamstring injury forced Jane to withdraw from the 2001 World Championships, but she recovered sufficiently to regain her World University Games title (previously won in 1995) and place sixth at the Goodwill Games. A knee injury in March 2002, left her very underdone for the 2002 Telstra A-championships/CG trials, where she placed fourth - her first defeat ever by another Australian athlete. However she was selected for the Commonwealth Games, subject to a fitness trial. A most competitive athlete, Jane rose above her restricted preparation to take heptathlon gold. Jane is compiling an outstanding career record and now has top 10 finishes at Olympics, Commonwealths, World Uni, World Juniors and World Indoors. Jane has also won individual National medals in the Long Jump, High Jump and Javelin.



## Sarah Jamieson

Date of Birth: 24/05/1975  
 Occupation: Fitness Consultant  
 Height: 172 cm  
 Weight: 58 kg  
 State: VIC  
 Coach: Bruce Scriven  
 Previous Coach: Chris Wardlaw, Peter Fortune  
 Scholarship: VIS  
 Club: Essendon  
 Place of Birth/Residence: Perth/Melbourne  
 Marital Status: Single  
 Gender: Female



Australian Championships:  
 800 metres: '93 - (U18 & U20) - 1st, '94 (U20) 5th  
 1500 metres: '93 - (U18 & U20) - 1st, '94 - 3rd Aust, '96 - 5th (4th Aust.), '99 - 1st, '00 - 3rd (2nd Aust.), '02 - 2nd

International Championships:  
 Commonwealth Games: '02 - 1500m - 5th  
 Olympic Games: '00 - 1500m - Heat  
 World Junior Championships: '94 - 800m - heat, 1,500m - heat  
 World University Champs: '99 - 1500m - 4th

### Progression:

1500m	1992	4:26.02
	1993	4:21.56
	1994	4:19.9
	1999	4:12.89
	2000	4:06.09
	2001	4:19.72
	2002	4:09.86
3000m	2000	9:02.78
800m	1992	2:08.55
	1993	2:06.2
	1994	2:05.97
	1999	2:05.27
	2000	2:05.84
	2002	2:03.38

### Events/PB's:

1500m	2000	4:06.09
800m	2002	2:03.38

### Sporting Career:

1994 World Junior representative who has overcome a period of injury to place fourth over 1500m in the 1999 World University Games. Was involved in an amazing period of 1500m running in Australia during the 2000 domestic season, as four athletes vied for three Olympic berths. Pushed teenager Georgie Clarke to the fastest time ever on Australian soil on 30 January 2000 in Hobart, then moved to No 2 Australian all-time when she ran 4:06.09 in Nice in July 2000. Was the second Australian in the 2000 Olympic trials, securing her selection. After a year off in 2001, Sarah was back in good form in the 2002 domestic season. Again with four athletes vying for selection in the 2002 CG team, Sarah' option not to make her World Cross Country debut and concentrate on the Telstra A-championships/CG trials where after her second placing, she was rewarded with Commonwealth Games selection. Sarah prepared well for the games with sub 4:09 runs, eventually placing fifth in the 1500m final at the Commonwealth Games.



## Benita Johnson

Date of Birth: 6/5/1979  
 Occupation: Student  
 Height: 166cm  
 Weight: 50kg  
 State: QLD  
 Coach: Nic Bideau  
 Previous Coach: Dick Telford, John Clancy  
 Scholarship: ACTAS  
 Club: University of Queensland  
 Place of Birth/Residence: Mackay QLD/Canberra  
 Marital Status: Married  
 Gender: Female

**Australian Championships:**  
 1500 metres: '96 - 1st (U20), '97 - 2nd, '98 (CGT) - 6th, '00 - 3rd, '00 (OGT) - 4th  
 5000 metres: '00 (OGT) - 1st  
 Cross Country: '97 - 4km - 1st (U20)

**International Championships:**  
 Olympic Games: '00 - 5,000m - heat, 5000m - 6th, 1500m - semi  
 World Cross Country: '01 (Short course) 6th,  
 World Indoors: '01 - 3000m - 6th  
 World Junior Championships: '98 - 1500m - 7th  
 World University Games: '99 - 1500m - 5th  
 World Championships: '01 - 5000m 12th (Final-15:36.75, Heat- 15:17.93)  
 IAAF Grand Prix Final: '01 - 3000m 8th (9:33.31)  
 Commonwealth Games: '02 - 5000m 6th, 1500m heat  
 IAAF World Cup: '02 - 5000m 4th



**Progression:**

1500m	1995	4:26.00
	1996	4:22.82
	1997	4:17.79
	1998	4:14.44
	1999	4:13.69
	2000	4:07.05
	2001	4:10.98
	2002	4:09.15
3000m	2000	9:02.19
	2001	8:42.75
5000m	2000	15:27.37
	2002	14:47.60
	2001	15:04.18

**Events/PB's:**

1500m	2000	4:07.05
3000m	2001	8:42.75 indoors
	2001	8:42.95
5000m	2002	14:47.60

**Records:**

Australian Indoor & Outdoor Record: (1) 3000m 8:42.75 10/3/01  
 Australian Record: 5000m (2) 15:04.18 14/7/01, 15:01.44 11/5/02

**Interesting Facts:**

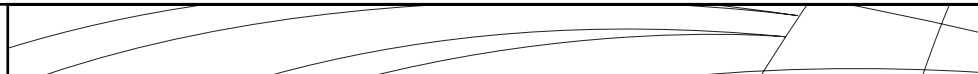
Benita, or otherwise known as "B", represented QLD and Australia in U/18 hockey in 1995 and 1996. In early 2002 Benita Willis married Cameron, a physio in Canberra. Johnson was awarded an AIS scholarship early in 1997.

**Sporting Career:**

A very talented junior distance runner, Benita turned down selection in the 1996 World Junior team to continue playing junior international hockey. Returned to the sport in 1997, running a tremendous 4:17.79 and placing 7th at the 1998 World Juniors (Anney, FRA). Performed well internationally in 1999 with a fifth placing in the 1500m at the World University Games. Benita was heavily involved in re-writing the Australian 1500m All-time list during the 2000 Grand Prix Series. During the '90s Australia had only sent one female 1500m athlete to the Olympics or World Championships, but as the 2000 Olympic Trials approached we suddenly had four A qualifiers. Realising the danger of missing an Olympic berth, Willis was able to clock a 5000m qualifier in May 2000. Her fears were realised at the trials when she was the fourth Australian to finish in the 1500m. The next day Benita ensured her selection by winning the 5000m Olympic trial in a personal best time. At the Olympics, Benita finished sixth in her heat just missing a place in the final. A good series of races in the 2001 domestic Grand Prix series was topped off by two brilliant international performances in March when Benita placed sixth at the World Cross Country Championships and broke the Australian record to again place sixth in the 3000m at the World Indoors. Benita prepared well for the World Championships by running 8:42.95 in Rome in late June, followed by an Australian 5000m record of 15:04.18 in mid-July in Oslo. She ran a fast time in the 5000m heat in Edmonton to ensure progression to the final, where she finished a gallant 12th. Back home in Australia, Benita placed fourth in the 5000m at the Goodwill Games. Placed fourth in the 2002 World Cross Country - the best ever place by an Australian. In May 2002 she smashed her own Australian 5000m record running 15:01.44 in Osaka. Benita is quickly compiling one of the most impressive distance running records in Australian history. She has reached the final in four of her five major championships and placed 4th and 6th in her two World Cross Country attempts. At the Commonwealth Games Benita was below par placing 6th in the 5000m and run out in the 1500m heats. At the Madrid World Cup Benita ran 15:20.83 in the 5000m to place 4th.

**Interests:**

When not around the track she enjoys spending time at the beach and bodysurfing.



## Laura Johnson

Date of Birth: 31/08/1984  
 Occupation: Student  
 Height: 171cm  
 Weight: 60kg  
 State: NSW  
 Coach: Marilyn Pearson  
 Previous Coach: Marlene Robb  
 Scholarship: NSWIS  
 Club: Penrith  
 Place of Birth/Residence: Penrith/Penrith  
 Marital Status: Single  
 Gender: Female

Australian Championships:  
 3000m Walk: All Schools - '99 - 2nd, Nationals - '00 - 1st, '01 - (U18 AYC) - 1st  
 5000m Walk: All Schools - '00 - 1st, '01 - (U20) - 1st  
 10000m Walk: '02 - 2nd (U20)

International Championships:  
 World Juniors: 2000: 10000m Walk - 10th, '02 - 10,000m Walk - 10th  
 World Youth Championships: 1000m Walk - did not finish

Progression:		
10000m Walk	2000	48:58.02
	2001	53:37
	2002	48:27.42
3000m Walk	1999	14:35
	2000	13:56
	2001	13:50.86
5000m Walk	1999	24:57
	2000	24:05
	2001	23:38.37
	2002	23:33.76

Events/PB's:		
10000m Walk	2002	48:27.42
5000m Walk	2002	23:33.76

Records:  
 Australian U20 10000m Walk 48:27.42 - 8/2/2002

Interesting Facts:  
 Laura's hobbies include basketball and movies. Her sister Jessica played in the NSW netball team in 1998 and another sister Emily competed in the Pacific Schools Games in athletics in 2000. Laura has won Combined Independent Schools Awards for athletics each year since 1997.

Sporting Career:  
 The NSW teenager clocked a huge personal best of 48:48.02 in the 10,000 metres walk at the 2000 Olympic Trials to thrust herself into the 2000 World Junior team. Laura maintained the excellent Australian record in race walking at the World Juniors, by placing 10th in Santiago. Illness at the 2001 World Youth Championships forced her to withdraw from the event mid-race. In good form in 2002, breaking the Australian U20 10,000m walk record in February.

## Patrick Johnson

Date of Birth: 26/09/1972  
 Occupation: Administration Officer / Athlete  
 Height: 177 cm  
 Weight: 73 kg  
 State: ACT  
 Coach: Esa Peltola  
 Scholarship: Australian Institute of Sport  
 Club: Australian Institute of Sport  
 Place of Birth/Residence: Cairns QLD / Canberra  
 Marital Status: Single  
 Gender: Male



**Australian Championships:**  
 100 metres: '97 - 2nd, '99 - 3rd, '00 - 2nd, '00 (OGT) - 2nd, '01 - 2nd  
 200 metres: '97 - 2nd, '98 - 3rd, '99 - 2nd, '00 (OGT) - 3rd, '01 - 1st

**International Championships:**  
 Commonwealth Games: '02 - 4x100m - 3rd  
 Olympic Games: '00 - 100m - 2nd Round, 200m - (QF), 4x100m - DQ  
 World Championships: '97 - 200m - heat  
 World University Games: '97 - 100m & 200m - Injured, '99 - 200m - 6th

**Progression:**

100m	1997	10.39
	1998	10.43
	1999	10.17
	2000	10.10
	2001	10.25
	2002	10.26
200m	1997	20.54
	1998	20.80
	1999	20.64
	2000	20.68
	2001	20.52
	2002	20.63
<b>Events/PB's:</b>		
100m	2000	10.10
200m	2001	20.52

**Interesting Facts:**

As a 17-year-old Patrick was awarded a scholarship to St. Pauls College, Moss Vale, an international boarding college where the majority of students were from Asia and he eventually learnt to speak Cantonese. He went on to study Human Rights and Asian studies at the Australian National University. A budding diplomat, who has qualifications in foreign affairs, Patrick is also proficient in a number of languages.

**Sporting Career:**

Raised on a fishing trawler in North Queensland and lived a nomadic lifestyle in his childhood for 17 years. His Aboriginal mother died in a car crash when Patrick was two and his Irish father, Patrick Snr, raised him. He started athletics in October 1996 at the Australian University Games in Canberra, and won the 100m wearing spikes for the first time. After declining rugby league contracts, he competed and beat the great Carl Lewis and Australia's best in 1997. Had a great season in 2000 with a competitive rivalry with Matt Shirvington setting the fastest 100m time (10.10) ever by an Australian on home soil at the Melbourne Track Classic. Strong performances at the Telstra Athletics Trials confirmed Patrick's place at the 2000 Olympics where he was fifth in his 100m quarter final, seventh in his 200m quarter final and was a member of the 4x100m relay that was disqualified in the semi final. Enjoyed another strong domestic season in 2001, including winning his first open Australian title and clocking a 200m personal best (20.52). Prepared for the World Championships in Europe with a best 100m time of 10.35 in Lucerne, but unfortunately had to withdraw from the World Championships team with a stress fracture. Selected for the 2002 Commonwealth Games, Patrick helped the team to a bronze in the 4x100m relay.

## Aaron Jones

Date of Birth: 2/1/1983  
 Occupation: Student  
 Height: 176cm  
 Weight: 67kg  
 State: TAS  
 Coach: John McGuire  
 Scholarship: T.I.S.  
 Club: North West  
 Place of Birth/Residence: Burnie/Burnie TAS  
 Marital Status: Single  
 Gender: Male

Australian Championships:  
 400m: 02 - 7th (U20)  
 800m: 02 - 3rd (U20)

Progression:

400m	1999	50.64
	2000	48.77
	2001	48.06
	2002	48.83
800m	1998	1:57.00
	1999	1:54.83
	2000	1:50.06
	2001	1:50.23
	2002	1:49.39

Events/PB's:

400m	2001	48.06
800m	2002	1:49.39


Interesting Facts:

Born and bred in Tasmania, Aaron started running by simply taking the dog for a walk, and when athletics carnivals were held at school, won many of the events. It is this natural ease at sprinting that has taken Aaron to such levels as gaining places in 800m national races for the past three years.

Known to his friends as Jonsie, Aussie or AJ, representing Australia at a senior level is Aaron's number one goal, whereas teaching PE and coaching athletics leads his other non-sport goals.

Interests:

Aaron's likes include fruit loops and shopping, and dislikes include low pressure showers, Volvo drivers and people that call after 10pm.



## Rhys Jones

Date of Birth: 19/03/1981  
 Occupation: Athlete  
 Height: 195 cm  
 Weight: 140kg  
 State: QLD  
 Coach: Chris Nunn  
 Previous Coach: Justin Anlezark  
 Previous Coach 2: Chris Pritchard  
 Scholarship: AIS  
 Club: Glennie  
 Place of Birth/Residence: Townsville/Canberra  
 Marital Status: Single  
 Gender: Male



**Australian Championships:**  
 Shot Put: '98 - 2nd (U20), '99 - 1st (U20), '00 - 1st (U20), - 8th, '00 (OT) - 4th, '01 - 4th, '02 - 3rd

**International Championships:**  
 World Junior Championships: '98 - Shot Put - 12th, '00 - 8th  
 East Asian Games: '01 - Shot 4th (17.71)

Progression:

Shot Put	1998	20.77 (5kg)
	2000	17.80
	2001	18.23
	2002	18.60

Events/PB's:

Shot Put	2002	18.60
----------	------	-------

**Interesting Facts:**

Before competition he claims that he eats five chickens. Until he relocated to the AIS Rhys was coached by Australia's national senior shot put champion and Olympian Justin Anlezark, who won the silver medal at the 1996 World Juniors in Sydney.

**Sporting Career:**

Rhys has been a very successful teenager, twice making the World Junior shot put final. Rhys threw his personal best in the qualifying round at the 2001 Telstra Nationals this year, going on to place fourth in the final. Selected for his international debut in 2001, he placed fourth at the East Asian Games. In mid-2001, he relocated to the AIS.

**Interests:**

The Darling Downs Junior Sports Star of the Year for 2000, Rhys enjoys reading, Rugby Union, monopoly and playing croquet. His friends have given him the following nicknames: Yabbie, Wookie, Bear and Joomby.

## Mitchell Kealey

Date of Birth: 28/01/1984

Occupation: Student

Height: 175cm

Weight: 64kg

State: QLD

Coach: Roy Rankin

Club: Thompson Estate Eastern Suburbs

Place of Birth/Residence: Brisbane/Brisbane

Gender: Male

### Australian Championships:

800 metres: '00 (AAS U18) 3rd, '01 (AYC U18) - 1st

1500 metres: '98 (AAS U16) 9th, '99 (AAS U16) 1st, '00 (AAS U18) 2nd, '01 (AYC U18) - 1st,

'02 (A-championships U20) - 3rd

3000 metres: '98 (AAS U16) 9th, '00 (AAS U18) 3rd

Cross Country: '98 (U15) 2nd, '99 (U16) 1st,

### International Championships:

Commonwealth Youth Games: 1500m 3rd(4:02.71)

Sydney Youth Olympic Festival: 800m 1st (1:54.60), 1500m 1st (3:58.31)

### Progression:

1500m	1997	4:31.00
	1998	4:11.00
	1999	4:01.00
	2000	3:54.15
	2001	3:51.66
	2002	3:49.35
800m	2002	1:50.75

### Events/PB's:

1500m	2001	3:51.66
800m	2000	1:51.60

### Interesting Facts:

Mitchell, known to friends as Mitch, is an outstanding athlete in many sports. He played AFL at State level and has represented Qld at the Nationals Swimming Championships in 1996, 1997 and 1998.

### Sporting Career:

Mitch Kealey has been one of the leading distance runners in his age for the last few years. In 1999 he won the Australian U16 Cross Country Championship and then in December the Australian All Schools 1500m title. Mitch was selected in the Australian team to compete at the Commonwealth Youth Games to be held in Edinburgh in August 2000. In his international debut, Mitch placed third. In December at the Australian All Schools, Mitch contested a hot 800m and was dragged through to a super fast 1:51.60 - to claim the No 2 time in the world for a 16-year-old. Mitch was unstoppable in his two major competitions in the summer of 2001. In January he easily took the 800/1500 double at the Sydney Youth Olympic Festival, then in February he clinched selection in the team for the World Youth Championships, by winning the Under-18 800/1500 double at the Australian Youth Championships in Bendigo.

## Melanie Kleeberg

Date of Birth: 27/12/1981  
 Occupation: Student/personal trainer  
 Height: 171 cm  
 Weight: 52 kg  
 State: QLD  
 Coach: Cliff Mallett  
 Scholarship: QAS  
 Club: University of Queensland  
 Place of Birth/Residence: Berlin GER/Brisbane  
 Marital Status: Single  
 Gender: Female

Australian Championships:  
 100 metres: '00 5th (U20), '00 (OGT) 7th, '02 semi  
 200 metres: '00 (U20) heat, '00 (OGT) semi, '02 1st 'B'

International Championships:  
 Commonwealth Games: '02 - 4x100m - 4th  
 World Junior Championships: '00 - 100m semi (12.00, 11.77 in 2nd round), 200m 7th (24.39, 24.05 in semi), 4x100m 5th

#### Progression:

100m	1997	12.10
	1998	12.10
	1999	12.01
	2000	11.77/11.66w
	2001	12.06
	2002	11.63/11.51w
200m	1997	25.00
	1998	24.90
	1999	24.60
	2000	23.91
	2002	23.44

#### Events/PB's:

100m	2000	11.63/11.51w
200m	2002	23.44

#### Interesting Facts:

Melanie's nicknames are Mel and Mellie. Melanie's mum was an 800/High Jump champion in Berlin. Melanie's family immigrated to Australia in 1997. Before they moved to Australia, they had already organised for Melanie to start training with Cliff Mallett. Melanie is in her 2nd year (2002) of a four year Human Movement degree from Uni of QLD. She also works as personal trainer 3/days week.

#### Sporting Career:

Melanie finished as the first junior across the line over 200m at the 2000 Olympic Trials, after improving her performances since Nationals in February where she placed sixth in the U20 100m final. Selected in the team for the 2000 World Junior Athletics Championships in Santiago, Chile, Melanie finished 8th in her 100m semifinal, 7th in the 200m final and was a member of the 4x100m relay that placed 5th. Injury (stress fracture in foot) and illness kept Melanie off the track for most of 2001, but she was back in form during the 2002 domestic season with a lifetime best in the 200m of 23.66. Selected in the Commonwealth team for the 4x100m relay. Helped the Australian 4x100m relay team to fourth place at the Commonwealth Games.

#### Interests:

Her interests outside of athletics include dancing, going out, meeting friends, going to the beach and watching movies. Melanie is also into relaxation techniques before competing including autogenic training.

## Daniel Kratzmann

Date of Birth: 19/02/1981

Occupation:

Height: 197cm

Weight: 106kg

State: QLD

Coach: Mike Frawley

Previous Coach: John Zanfi

Previous Coach 2: Garry Calvert

Scholarship: QAS

Club: Queensland Academy of Sport

Place of Birth/Residence: Brisbane

Gender: Male

Australian Championships:

Javelin: '98 - 3rd (U20), '00 - 4th, 1st (U20), '00(OGT) - 4th

International Championships:

World Junior Championships: '00 DNQ (64.78)

Progression:


Javelin Throw	1996	52.66
	1997	63.30
	1999	68.70
	2000	75.29
	2001	70.67
	2002	76.91

Events/PB's:

Javelin Throw	2002	76.91
---------------	------	-------

Sporting Career:

A tremendous domestic season in 2000 ensured Daniel selection in his first national team for the 2000 World Juniors, but unfortunately he didn't progress beyond the qualifying round. Bounced back from this season with two Commonwealth "b" qualifying performances.





## Brooke Krueger

Date of Birth: 9/7/1980  
 Occupation: Student-Primary Teaching (2002 - 3rd Y) at Uni of SA  
 Height: 180cm  
 Weight: 118kg  
 State: SA  
 Coach: Paul Carlin  
 Previous Coach: Sean Carlin  
 Previous Coach 2: Bill Larsen  
 Scholarship: SASI  
 Club: Enfield Harriers  
 Place of Birth/Residence: Adelaide/Adelaide  
 Marital Status: Single  
 Gender: Female



**Australian Championships:**  
 Hammer: '97 - 3rd (U18), '98 - 2nd (U18), 1st (U20), '99 - 4th, '00 - 2nd, '00(OGT) - 4th, '02 - 2nd  
 Shot Put '98 - 3rd (U20)

**International Championships:**  
 Commonwealth Games: '02 - Hammer - 4th  
 World Junior Championships: '98 qual round (52.15m)

**Progression:**

Hammer Throw	1995	31.09
	1996	43.64
	1997	52.68
	1998	56.89
	1999	54.80
	2000	61.89
	2001	62.64
	2002	67.87

**Events/PB's:**

Hammer Throw	2002	67.87
--------------	------	-------

**Interesting Facts:**

Brooke currently uses three-turns in competition and will eventually progress to four after the Commonwealth Games. Brooke's uncle Brian Booth, was a great Australian hockey player (1956 Olympics - 5th) and Australian cricket captain. He played 29 tests for Australia in the '50s and '60s, averaging 42 runs with the bat. Brooke's dad was a leading state level cricketer. Brooke played netball until she was 9. For the last three years Brooke has won the Port Lincoln Tuna Tossing competition, where she throws 8-9kg frozen tuna fish. The event, held on Australia Day, attracts competitors from overseas. Brooke, who uses one turn in these competitions, throws the tuna about 21m. Her interests are shopping, going to the movies, chatting to friends and spending time with her boyfriend and nieces and nephew. She dislikes flying. She has a Blue Heeler dog named Winnie.

**Sporting Career:**

Brooke started athletics in 1994, competing mostly in school competitions. Selected for the 1998 World Juniors, however didn't progress out of qualifying rounds. In February 2000 became only the 7th Australian to throw over 60m. Started the 2002 season with a best of 62.64m, but after making a break through in Auckland in February, she continued to progress eventually throwing over 63m on 10 occasions. She sealed her Commonwealth Games selection with a second place in the Telstra A-championships in April, where she threw 66.11m to become No 3 in Australian history. Prepared very well for the Commonwealth Games moving to a new level by improving her personal best to 67.87m in Szombathely HUN in July, defeating Bronwyn Eagles and moving to no. 16 in the world. In the final in third place mid-competition, but was relegated to 4th by team-mate Karyne De Marco.

**Interests:**

Brooke's hobbies include movies, shopping and cooking.

## Jodi Lambert

Date of Birth: 1/9/1970  
 Occupation: Physical Education Teacher-Churchlands SHS  
 Height: 169cm  
 Weight: 61kg  
 State: WA  
 Coach: Jacquie Dufall and Andrew Ivey  
 Previous Coach: Trevor Lawton  
 Scholarship: Western Australia Institute of Sport  
 Club: University of Western Australia  
 Place of Birth/Residence: Perth/Perth (Wembley Downs)  
 Marital Status: Single  
 Gender: Female

### Australian Championships:

100 yards: '93 - 2nd  
 100m: '93 - 7th, '95 - 3rd, '96 - 4th, '97 - 4th, '98 - 5th '99 - 2nd, '00 - 2nd, '00 (OGT) - 7th, '02 - 4th  
 200m: '95 - 3rd, '96 - 2nd, '99 - 2nd, '00 - 4th, '00 (OGT) - 6th, '02 - 3rd

### International Championships:

Commonwealth Games: '02 - 4x100m - 4th  
 Olympic Games: '96 - 4 x 100m - 7th  
 World Championships - '97 - 4 x 100m - DNC

### Progression:

100m	1992	11.7	
	1993	11.7	
	1995	11.59	
	1996	11.47	
	1998	11.62	
	1999	11.61/11.44w	
	2000	11.47/11.40w	
	2001	11.90/11.81w	
	2002	11.54/11.48w/11.0w	
	200m	1992	24.4
		1993	24.04
		1995	23.46
		1996	23.13
1997		22.87w	
1998		23.54	
1999		23.18	
2000		23.54/22.91w	
2001		23.57	
2002		23.41	

### Events/PB's:

100m	1996	11.47
200m	1996	23.13

### Records:

Australian 4x100m relay 42.99 - March 2000

### Interesting Facts:

Selected into her first Australian team at the age of 26, Jodi hopes to eventually run clinics for young athletics enthusiasts in country towns around WA.

### Sporting Career:

Jodi started running while she was at school and after some success joined a local club at the age of 14. She made her first state soon after. For the next 12 years she gradually improved running consistently at national level, but in 1996 she made a breakthrough running pbs of 11.47/23.13, placing 2nd in the 200m at the nationals and securing selection in the Australian team for the Atlanta Olympics. In her international debut, Jodi helped the team to the final. Another solid domestic season in 1997 saw her selected for the 1997 World Championships in the 4x100m relay. Ran brilliantly at the 2000 Australian Championships, held on Stadium Australia, placing 2nd in the 100m. In March 2000, during a tour of South Africa, she combined with Massey, Broadrick and Gainsford-Taylor to break the Australian 4x100m relay record which had stood for 24 years. In the best shape of her life as she finalised her preparations for the 2000 Olympics trials, Jodi tore her calf, and eventually finished 7th and 6th in the 100/200 respectively. She secured selection in the 2002 Commonwealth Games team with a 4th placing in the 100m at the trials in April. In solid form in the lead up to the Commonwealth Games, Jodi helped the relay team to fourth in the final.

### Interests:

Jodi or Jodes loves chocolate, sleeping in and going to the beach in contrast to her dislikes of shellfish, running 400's and sharing a room with someone who snores. Hobbies include eating out, holidays and hanging out with friends.

## Fabrice Lapierre

Date of Birth: 17/10/1983  
 Occupation: Student  
 Height: 178cm  
 Weight: 60kg  
 State: NSW  
 Coach: Ted Nelson  
 Previous Coach: Fred O'Connor (LJ)/Dan Suchy (sprints)  
 Scholarship: NSWIS  
 Club: Westfields  
 Place of Birth/Residence: Maritius/College Station, Texas USA  
 Marital Status: Single  
 Gender: Male

### Australian Championships:

100m: '02 - 2nd (U20)  
 200m: '02 - 1st (U20)  
 Long Jump: '02 - 1st (U20)

### International Championships:

World Junior Championships: '02 2nd long jump (7.74m), qf 100m (10.56/10.48w)

### Progression:

100m	2000	10.81
	2001	10.77
	2002	10.56/10.48w
200m	2000	21.40
	2001	21.43
	2002	21.42
Long Jump	2000	7.39m
	2001	7.31m
	2002	7.74m

### Events/PB's:

100m	2002	10.56/10.48w
200m	2000	21.40
Long Jump	2002	7.74m
Triple Jump	2001	15.07m

### Interesting Facts:

Fab played soccer from U7 -U16 and Little As from U9-U15 with Blacktown & Westfields AC. Started at Westfields Sports High in Year 8 in 1997. He was nearly NOT accepted into the Sports program at Westfields as he did not perform well in the speed, strength and aerobic capacity tests. Has a bad habit of jumping well in the 6th round. This won National U20 title and silver medal at World Juniors with sixth round leap. His mother (Lillette) and father (Maurice) were in Jamaica to see him compete. Westfields AC athlete of the year in 2001-02 against opposition including John Thornell. His support team include: jumps (Fred O'Connor), sprints (Dan Suchy) and weights/strength/conditioning (Frank Liardet), Westfields Sports psychologist (Robert Brown) and Westfields Sports Medicine Clinic (Dr Joe Lombardo). Fabrice trains with John Thornell, Isaac Simon and a group from Westfields. One of the proudest and vital supports of Fabrice, his athletics club, the school sports program, is Westfields Sports High Principal Phil Tucker.

### Sporting Career:

Fabrice is one of the most talented all round junior athletes in Australia. He started athletics while he was at school - aged 8. Over the last few years he has won state and national titles in sprints, jumps and hurdles.



## Andrew Letherby

Date of Birth: 19/09/1973  
 Occupation: Sales - Employed by Galyns  
 Height: 165cm  
 Weight: 55kg  
 State: QLD  
 Coach: Chris Wardlaw  
 Previous Coach: Peter Gatti  
 Club: Unattached  
 Place of Birth/Residence: Adelaide/Boulder, Colorado  
 Marital Status: Married  
 Gender: Male

Australian Championships:  
 5000m: '93 - (U20) 1st  
 10,000m: '93 - 1st (U20), '00 - 3rd, '00(OGT) - 4th, '02 - 5th

International Championships:  
 Commonwealth Games: '02 - Marathon - 3rd  
 World Half Marathon Championships: '00 - 37th (1:07.38)

Marathon Career (4):  
 30/4/00 18th Host City Marathon (Sydney) 2:27.39,  
 7/10/01 Chicago Marathon 2:15.06,  
 10/2/02 8th Toko Marathon 2:15.53.  
 28/7/02 3rd Manchester Commonwealth Games 2:13:23

Progression:		
10000m	1997	29:55.00
	1998	28:44.86
	2000	28:37.05
	2001	28:25.56
	2002	29:16.22
5000m	1996	14:02.00
	1997	14:00.00
	1998	13:53.00
	2000	13:47.46
	2001	13:43.25
	2002	13:45.96
Marathon	2000	2:27.46
	2001	2:15.06
	2002	2:13.23

Events/PB's:		
10000m	2001	28:25.56
5000m	2001	13:43.25
Marathon	2002	2:13.23

### Interesting Facts:

Andrew's mother, Desiree was a leading Australian distance runner in the early '80s. She won the Australian Cross Country Championships in 1981 and the Australian road 10km in 1980. She represented Australia at the 1981 World Country Champs and 1985 World Cup Marathon. His sister, Teresa, was a leading Australian walker in the '90s and represented Australia at the World Walking Cup and claimed five National medals. Desiree encouraged Andrew to join Little Athletics at the age of nine and became progressively more serious about his sport throughout High School. His athletics heroes include Rob DeCastella, Steve Moneghetti, Ron Clarke and Chris Wardlaw. Andrew was an asthmatic when he was young.

### Sporting Career:

Andrew met and married an American while he was in college in the US. Started to improve in the late '90s. After finishing a disappointing 18th in his marathon debut in April 2000, he was selected to represent Australia at the 2000 World Half-Marathon Championships. He made a break through in marathoning, clocking 2:15.06 in Chicago in October 2001. Ran another 2:15 in February 2002 in Tokyo. Placed 5th in the Australian 10,000m championship in April 2002 and was subsequently named in the Commonwealth Games team. At the Commonwealth Games, Andrew set a new PB of 2:13:23 to claim the Bronze medal.

### Interests:

Andrew's hobbies include hiking, listening to music and reading.



## Alison Lever

Date of Birth: 13/10/1972  
 Occupation: Primary School Teacher - Richmond East State School  
 Height: 181 cm  
 Weight: 90 kg  
 State: QLD  
 Coach: Scott Murphy  
 Previous Coach: John Zanfi  
 Previous Coach 2: Tom Hancock  
 Scholarship: Queensland Academy of Sport  
 Club: University of Queensland  
 Place of Birth/Residence: Manchester GBR/Brisbane  
 Marital Status: Single  
 Gender: Female



**Australian Championships:**  
 Discus: '92 (U20) 1st, '93 - 3rd, '94 - 2nd, '96 - 4th, '97 - 3rd, '98 - 3rd, '98(CGT) - 3rd, '99 - 2nd, '00 - 1st, '00(OGT) - 2nd, '01 - 1st, '02 - 1st

**International Championships:**  
 Commonwealth Games: '94 - 9th, '98 - 3rd, '02 - Discus - 5th  
 Olympic Games: '00 - qual round  
 World Championships: '99 - qual round, '01 - qual round

**Progression:**

Discus Throw	1991	49.10m
	1992	50.58m
	1993	55.22m
	1994	57.40m
	1995	52.38m
	1996	57.30m
	1998	62.24m
	1999	63.07m
	2000	63.73m
	2001	63.25m
	2002	61.67m
Shot Put	2000	13.50m

**Events/PB's:**

Discus Throw	2000	63.73m
Shotput	2000	13.50m

**Interesting Facts:**

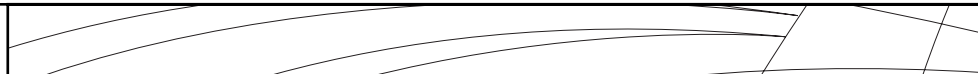
Alison was the 1999 Australian Grand Prix Series Female Athlete of the Year. Alison grew up in Oldham, 10km north of Manchester, but immigrated to Australia in 1983, aged 11 years. Post Sydney Olympics she was struggling with motivation to remain competing, but the opportunity to compete in Manchester has provided strong motivation. Competing at the Commonwealth Games in Manchester provided Alison with the opportunity for many English relatives to see her compete live.

**Sporting Career:**

Alison is a developing Queensland discus thrower who has consistently improved since 1995, and capped off a great 2000 domestic season with her first national title and a new PB ahead of fellow QLDer Lisa-Marie Vizaniari. After a number of years throwing in the mid to high 50's, Alison broke through in 1998, raising her personal best by nearly five metres to 62.24m. Competing in her second Commonwealth Games in 1998, she claimed Bronze with a throw of 59.80m. One of her finest performances was at the 2000 Australian Track and Field Championships when she defeated Australia's Olympic and World Championship finalist Lisa-Marie Vizaniari and New Zealand's 1997 World Champion, Beatrice Faumuina, with a lifetime best of 63.73m. Ranked no.22 in the world in 2000, Alison threw 59.58m in the qualifying rounds at the Olympics, failing to qualify for the final. At the 2001 Telstra Nationals, she retained her National title and at the 2001 World Championships failed to qualify for the final. In April 2002 Alison won her third consecutive National title and was selected for her third Commonwealth Games Team.

**Interests:**

When not in the throwing circle Alison enjoys adventure and outdoor activities combined with reading and travelling



## Tamsyn Lewis

Date of Birth: 20/07/1978  
 Occupation: Student/Athlete  
 Height: 173 cm  
 Weight: 60 kg  
 State: VIC  
 Coach: Seb Coe  
 Previous Coach: Peter Fortune  
 Previous Coach 2: Neville Sillitoe  
 Scholarship: Victorian Institute of Sport  
 Club: Sandringham  
 Place of Birth/Residence: Melbourne/Melbourne  
 Marital Status: Single  
 Gender: Female

Australian Championships:  
 100 metres: '94 - 1st (U16)  
 200 metres: '94 - 1st (U16)  
 400 metres: '94 - 1st (U20), '95 - 1st (U20)  
 800 metres: '98 - 1st, '98 (CGT) - 1st, '99 - 1st, '00 - 1st, '00 (OGT) - 1st, '01 - 1st, '02 - 1st

International Championships:  
 Commonwealth Games: '94 - 4x400m DNC, '98 - 800m - 6th, 4x400m - 1st, '02 - 800m - 5th, 4x400m - 1st  
 Olympic Games: '00 - 800m - (SF), 4x400m - 5th  
 World Championships: '99 - 4x400m - 6th (ran heat only), 800m - heat, '01 - 800m - semi final  
 World Cup: '98 - 800m - 8th, 4x400m - 6th, '02 - 800m - 8th  
 World Indoor Championships: '99 - 800m - semi, 4x400m - 2nd, '01 - 800m - semi  
 World Junior Championships: '94 - 400m - 6th, '96 - 400m - semi, 4x100m - 6th, 4x400m - 3rd

Progression:			2000	1:59.21	
400m	1993	54.84	2001	2:00.86	
1994	52.90		2002	1:59.73	
1995	53.01				
1996	53.34		Events/PB's:		
1998	52.60		400m	2000	51.51
1999	52.58		800m	2000	1:59.21
2000	51.51				
2001	53.07		Records:		
2002	52.21		Commonwealth Games Record: '02 - 4x400m - 3.25.63s		
800m	1998	2:01.71	Australian U16 record - 400m - 52.90		
1999	2:00.95		Australian record - 4x400m - 3:23.81		

### Interesting Facts:

Tamsyn's nickname is "Whatty". She has impeccable pedigree with mother, Carolyn Wright, and father, Greg Lewis, both Australian athletic representatives. Carolyn won seven Australian high jump titles (including 17 medals) and competed at the 1962 Commonwealth Games and 1967 Pacific Conference Games. Greg won six national sprint titles (18 medals) and competed at Olympics, Commonwealth Games, Pacific Conference Games and World Uni Games between 1967 and 1974. The Lewis family have now won 18 individual national titles and 40 medals. Tamsyn's selection in the CG team for Manchester is also the 6th occasion a Lewis has competed in the CG. Tamsyn enjoys watching her boyfriend, Leigh Colbert, playing with North Melbourne AFL team and catching up with family and friends. During the Olympics Tamsyn featured on an Ansett advertising campaign on television and billboards throughout Australia.

### Sporting Career:

Tamsyn was the youngest member of the Commonwealth Games team in 1994 at age 16. World junior finalist over 400m in 1994, Tamsyn has stepped up to 800m with outstanding results. She has her sights set on taking the Australian 800m record of Charlene Rendina set in 1976. Tamsyn is still very proficient over 400m and was part of the silver medal 4x400m team at the 1999 World Indoors. After a successful win at the 2000 Telstra Olympic Trials, Tamsyn was selected to represent Australia at her first Olympics in the 800m and 4x400m relay. At the Sydney Games Tamsyn placed fourth in her semi-final of the 800m and joined with Freeman, Gainsford-Taylor and Peris-Kneebone to finish fifth in the final of the 4x400m setting a new Australian record of 3:23.81. Tamsyn won her fourth consecutive Australian 800m title in March 2001. This was the 17th title and 39th open National medal won by the Lewis family. A sluggish preparation for the 2001 World Championships was turned around with a seasonal best of 2:00.86 in the heat in Edmonton, where she progressed to the semi final finishing 7th. After leaving the Peter Fortune coaching stable at the start of the 2001-02 season, Tamsyn went on to claim her 5th national title and to be selected in her third Commonwealth Games team. Ran well at the Commonwealth Games to place fifth in the 800m final and clock 1:59.73 - her fastest time for two years. Ran a good third leg, timed at 51.44, on the 4x100m relay team to help the team to a surprise gold.



## John Lindsay (OAM)

Date of Birth: 29/01/1970  
 Occupation: Personal Trainer  
 Height: 157cm  
 Weight: 54kg  
 State: VIC  
 Coach: Dr. Ann Quinn  
 Scholarship: VIS  
 Club: Wheelchair Sports Victoria  
 Place of Birth/Residence: Cheltenham VIC/Patterson Lakes VIC  
 Marital Status: Single  
 Gender: Male



### International Championships:

Paralympics: '88 - 100m 6th, 200m 9th, 400m 12th, '92 - 100m 2nd, 200m 1st, 400m 3rd, '96 - 100m 1st, 200m 2nd, 400m 3rd, '00 - 100m 1st, 200m 3rd, 4x100m 2nd  
 World Championships: '86 - 100m 1st, 200m 2nd, 400m 3rd, '87 - 100m 2nd, 200m 1st, 400m 3rd, 4 x 100m 3rd, '91 - 100m 1st, 200m 3rd, '94 - 100m 2nd, 200m 3rd, '98 - 100m 2nd, 200m 2nd, '02 - 100m 2nd

### Progression:

100m	1988 - 1991	17.88
	1992 - 1995	15.49
	1996 - 1998	15.19
	1999 - 2001	15.17
	2002	15.48
200m	1988 - 1991	33.40
	1992 - 1997	27.45
	1998 - 2000	26.97
	2001	27.03
400m	1988 - 1995	1:05.41
	1996 - 2000	52.92
	2001	52.18

### Events/PB's:

100m	1999	15.17
200m	1998	26.97
400m	2001	52.18

### Records:

Australian Record: 100m, 200m & 400m

### Interesting Facts:

In 1996, The City of Kingston named a reserve after John as well as being named the VIS Athlete with a disability. Other awards he has received include the 1994 Caltex Sport Star of Victoria and in 1992, he received an Order of Australia. John is currently working in the fitness industry as a professional coach and personal trainer. Favourite quote: "It's not your disability - It's your ability that counts".

### Sporting Career:

DISABILITY CLASSIFICATION: T53 Wheelchair (Paraplegia affecting lower limbs and trunk)

He has been to 5 World Championships and 4 Paralympics, never missing out on a medal. John has the impressive record of having the trifecta of medals at three different Paralympic Games. In 1992 he won silver in the 100m, gold in the 200m and a bronze in the 400m, in 1996 he won gold in the 100m, silver 200m and bronze 400m and then at the Sydney 2000 Paralympic Games he won gold in the 100m, silver in the 4x100m and a bronze in the 200m events. At the 2002 IPC World Championships, John claimed silver in the 100m.

## Lisa Llorens (OAM)

Date of Birth: 17/01/1978  
 Occupation: Volunteer  
 Height: 170cm  
 Weight: 60kg  
 State: ACT  
 Coach: Rob Hathaway  
 Previous Coach: Chris Nunn  
 Scholarship: AIS  
 Club: Western Creek  
 Place of Birth/Residence: Canberra ACT/Chapman ACT  
 Marital Status: Single  
 Gender: Female

### International Championships:

Paralympics: '96 - Long Jump 1st, 200m 3rd, '00 - 200m 1st, High Jump 1st, Long Jump 1st, 100m 2nd  
 IPC World Championships: '98 - 100m 1st, Long Jump 1st, High Jump 1st, '02 - Long Jump 1st  
 INAS-FID World Championships: '01 - 100m 2nd, 200m 7th, Long Jump 6th

### Progression:

100m	1997	12.90
	1998 - 1999	12.65
	2000	12.42
200m	1997	27.04
	1998	26.54
	1999	26.16
	2000	25.01
High Jump	1997	1.48m
	1998 - 2000	1.55m
	2000	1.55m
Long Jump	1997	5.24m
	1998 - 1999	5.29m
	2000 - 2001	5.43m
	2002	5.11

### Events/PB's:

100m	2000	12.42
200m	2000	25.01
High Jump	1998	1.55m
Long Jump	2000	5.43m

### Records:

World & Australian Record: 100m, 200m, High Jump & Long Jump

### Interesting Facts:

Lisa is currently sponsoring a Cheetah in a wildlife park in Oregon, USA. Ironically nick named "Cheetah", her sponsor is her role model because Cheetahs are the fastest animals on earth. She hopes to compete in 2004 Paralympics and she likes surfing and doing gymnastics. Before each event, she goes through a ritual of listening to tapes and watching videos. She has achieved the award of being the ACT Sportstar of the Year in '97 as well as the 1997 ACT Young Citizen of the Year and in the same year received an Order of Australia Medal. She recommends to junior athletes to "Find a dream and follow it".

### Sporting Career:

DISABILITY CLASSIFICATION: T20/F20 Intellectual Disability

Lisa has continued her amazing record at international competitions. Since winning her first Paralympic Gold in Atlanta and then winning 3 Gold at the 1998 World Championships she has broken many Australian and World Records. At the 1998 ACT State Championships, she won Gold in the High Jump. In the Sydney 2000 Paralympic Games, she won 3 Gold and Silver winning gold in the 200m, long jump and high jump and silver in the 100m. At the 2001 INAS-FID World Championships in Tunisia, she won a silver medal in the 100m in very difficult conditions. Lisa claimed gold in the long jump with her leap of 5.11m at the 2002 IPC World Championships. Her closest rival leapt just 4.98m





## Hamish MacDonald (OAM)

Date of Birth: 19/08/1974  
 Occupation: Student  
 Height: 174cm  
 Weight: 74kg  
 State: ACT  
 Coach: Chris Nunn  
 Previous Coach: Shane Clarridge  
 Previous Coach 2: Michelle Parker  
 Previous Coach 3: Scott Goodman  
 Scholarship: AIS  
 Club: Combined Universities  
 Place of Birth/Residence: Melbourne VIC/Watson ACT  
 Marital Status: Single  
 Gender: Male



International Championships:  
 Paralympic Games: '92 - 100m 6th, 200m 6th, '96 - Shot Put 1st, Discus 4th, '00 - Discus 4th  
 IPC World Championships: '94 - 400m 1st, '98 - Shot Put 3rd, '02 - Shot Put 1st, Discus 8th

#### Progression:

Discus Throw	1996 - 1999	27.34
	2000 - 2001	29.90
Shot Put	1998	9.06
	1999	10.03
	2000	10.87
	2002	10.69

#### Events/PB's:

Discus Throw	2000	29.90m
Shot Put	2000	10.87m

#### Records:

World & Australian Record: Shot Put (F34)  
 Australian Record: 200m (F35)

#### Interesting Facts:

Hamish has been the co-captain of the Australian team at both the 1998 World Championships and the Sydney 2000 teams. He is a member on the IPC Athletes committee as well as being a United Nations Goodwill Sporting Representative. 'H', 'The Hamster' or 'H-Bat' to his closest friends enjoys the piano, hiking, camping, travelling and going to live concerts. He was named the 1996 Northern Territory Sportsman of the Year after winning a gold medal at the Atlanta Paralympic Games in the shot put in a World Record performance. In 1996, he was also awarded the Order of Australia Medallion and in 1999 was a co-winner of the Edward 'Weary' Dunlop Memorial Award. He received an Australian Sports Medal in 2000 and was a member of the Board of Directors of the Sydney 2000 Olympic Humanitarian Assistance Program (Olympic Aid).

#### Sporting Career:

**DISABILITY CALSSIFICATION:** F34/T35 Cerebral Palsy (Wheelchair racers or seated throwers with: moderate to severe problems in lower limbs or minimal control problems in upper limbs and trunk)

Hamish has been a scholarship holder in the Australian Institute of Sport (AIS) Athletes with a Disabilities program since 1994. He is one of the most respected athletes in the AWD program and was a joint vice-captain of the 2000 Paralympic Team. As a schoolboy he was a competitor in the Australian Bench Press titles, and then first represented Australia at the Paralympic Games in Barcelona in 1992. He won a gold medal in the 400m in a world record time in the 1994 Berlin World Championships before turning his attention to field events. His best performance has been in the F34 seated Shot Put for which he currently holds the World record of 10.82m.

## Clinton Mackevicius

Date of Birth: 9/2/1978  
 Occupation: Landscape Designer  
 Height: 180 cm  
 Weight: 70kg  
 State: VIC  
 Coach: Dick Telford  
 Previous Coach: Dave Rundle  
 Club: Old Scotch Collegians  
 Place of Birth/Residence: Paddington, Sydney/Essendon, Melbourne  
 Marital Status: Single  
 Gender: Male

### Australian Championships:

1500 metres: '94 AAS 1st (U17), '98 - 8th, '99 - 10th, '00 - 3rd, '00 (OT) - 4th, '01 - 1st, '02 - 3rd  
 3000 metres: '94 1st (U17 AAS)  
 5000 metres: '95 - 3rd (U20), '95 - 2nd (U19 AAS), '97 - 2nd (U20)  
 Cross Country: '94 - 1st (U18), - 1st (U17 AAS), '95 - 1st (U20 AAS)

### International Championships:

Aus V NZ Trans Tasman Test: '01 - mile 2nd (4:05.86)  
 World Junior Cross Country: '95 - 68th, '97 - 76th  
 East Asian Games: '01 - 1st (3:44.87)

### Progression:

1500m	1997	3:45.01
	1999	3:45.34
	2000	3:41.71
	2001	3:41.74
	2002	3:43.12

### Events/PB's:

1500m	2000	3:41.71
3000m	2001	7:58.42
Mile	2001	4:00.42

### Interesting Facts:

Raised in Newcastle, Clinton was very successful at his hobby of surfing, reaching semis at National Junior Surf Championships. He was also a winger in Newcastle junior Rugby League teams. He has suffered a number injuries including three stress fractures, an Achilles injury and groin tear. A very creative person, Clinton's hobbies are creative arts and environmental design. Clinton burst onto the scene in his late teens with places at the Australian All Schools Cross Country and Track and Field Championships. Originally a resident of Newcastle, he moved to Canberra, where he started university. In early 2001 he relocated again, moving to Melbourne.

### Sporting Career:

In August 1994 an unknown Newcastle distance runner claimed the Australian U18 Cross Country Championships and within four months had won another three national junior cross country and track titles. In early 1995, Clinton made his first Australian team when he was selected to compete in the junior event at the World Cross Country Championships in Durham. Throughout the '90s, although slowed by occasional injuries, he continued to show glimpses of that early potential. In March 2001, he surprised the favourite Youcef Abdi to easily win the open 1500m title. Won the 1500m at the East Asian Games in May 2001 and later discovered he was suffering from a collapsed lung. A stress fracture in late 2001 delayed his start to the 2002 domestic season.



## Dmitri Markov

Date of Birth: 14/03/1975  
 Occupation: Athlete  
 Height: 182 cm  
 Weight: 82 kg  
 State: SA  
 Coach: Alex Parnov  
 Scholarship: Western Australian Institute of Sport  
 Club: University of Western Australia  
 Place of Birth/Residence: Vitebsk BLR/Perth  
 Marital Status: Married  
 Gender: Male

Australian Championships:  
 Pole Vault: '98 - 1st, '99 - disq, '00 - 2nd, '01 - 1st, '02 - injured,

International Championships:  
 Commonwealth Games: '02 - Pole Vault - =4th  
 European Indoor Champs: '96 - 1st  
 Olympic Games: '96 - 6th, '00 - =5th  
 World Championships: '95 - qual. round, '99 - 2nd, '01 - 1st  
 World Junior Championships: '94 - 2nd

Progression:		
Pole Vault	1991	4.80m
	1992	5.10m
	1993	5.42m
	1994	5.50m
	1995	5.65m
	1996	5.86m
	1997	5.95m
	1998	6.00m
	1999	5.95m
	2000	5.85m
	2001	6.05m
	2002	5.65m

Events/PB's:		
Pole Vault	2001	6.05m

Records:  
 Australian record - Pole Vault - 6.05m

Interesting Facts:  
 Dmitri loves to have barbecues when not training or competing. Other interests include the outback, fishing and beer.

**Sporting Career:**  
 Former Belarussian who soared to sixth place at the 1996 Olympics, Dmitri arrived in Australia in April 1997 with his wife Valentina, Viktor Chistiakov, Tatiana Grigorieva and their coach Alex Parnov. He stood down from competing at the 1997 World Championships so he could gain Australian citizenship. In February 1998, Dmitri became only the eighth athlete to clear 6.00m in the pole vault. Finally in May 1999 he was given Australian citizenship as a result of his wife becoming an Australian citizen due to two years continuous residency in Australia. In his first competition as an Australian, he smashed the Australian record with an enormous leap of 5.95m, placing third in the Athens Grand Prix on June 15. Dmitri wore the green and gold of Australia for the first time at the 1999 Seville World Championships and came away with the silver. The Australian record holder and Perth resident trains with Emma George and Paul Burgess. Markov continued to show the world he is a force in the pole vault with a leap of 5.85m and win at the Lausanne Grand Prix in July 2000. He represented Australia at the Sydney Olympics finishing equal fifth with compatriot Viktor Chistiakov with a 5.80m leap. Dmitri won his second Australian championship in March 2001. With the retirement of Sergey Bubka and the absence of No 2 All-Time Maksim Tarasov, the 2001 World Title was up for grabs. With Dmitri's vault of 5.95m in Monaco in July, he assumed the position of favourite for the title. On the rest day between the qualifying and final, Markov stubbed his foot into his bed post which required 10 hours of icing. With his foot still tentative, Markov struggled with his opening height of 5.75m, requiring all three attempts. Successfully over on his final attempt, he then passed until 5.90m. Failure would leave him in 10th position, but he cleared magnificently on his first attempt. But that was only the start of the greatest display of vaulting in a major championships ever witnessed. Markov then cleared 5.95m on his first attempt then 6.05m on his second attempt, breaking the World Championship record of 6.02 (the Olympic record is 5.92). He then had three unsuccessful attempts at 6.10m (20 feet). Markov's leap moved him to the No 2 vaulter in history and at only 26 years of age he looks as if he will be the athlete to replace Bubka as the world leading vaulter. Unable to compete in the 2002 domestic season due to a hamstring injury. He was back competing in Europe by June 2002. At the 2002 Commonwealth Games he shared equal fourth with fellow teammate Viktor Chistiakov.



## Scott Martin

Date of Birth: 12/10/1982

Occupation: Student

Height: 190 cm

Weight: 115kg

State: VIC

Coach: Gus Puopolo

Previous Coach: Taz Locheart

Scholarship: VIS

Club: Wodonga

Place of Birth/Residence: Wodonga, VIC/Wodonga

Marital Status: Single

Gender: Male

Australian Championships:

Shot Put: '97 - 5th (U16), '99 - 1st (U18), '00 - 2nd (U20), - 9th, '00 (O.T.) - 5th, '01 - 2nd, 1st (U20), '02 - 8th

Discus: '97 - 9th (U16), '99 - 4th (U18), '00 - 3rd (U20), '00 (O.T.) - 6th, '01 - 4th, 1st (U20)

International Championships:

V NZ Trans Tasman Test: '01 - Shot - 1st (17.80), Discus - 5th (51.35)

World Junior Championships: '00 - Shot - 11th, Discus - qual. Round

World Youth Championships: '99 - Shot - 6th

East Asian Games: '01 - Shot 3rd (18.41), Discus 5th (52.37)

Progression:

Discus Throw	1999	50.38 (2kg)
	2000	51.70 (2kg)
	2001	54.90 (2kg)
	2002	58.22
Shot Put	1998	15.23 (7.2kg)
	1999	16.68 (7.2kg)
	2000	17.28 (7.2kg)
	2001	18.41 (7.2kg)
	2002	18.29

Events/PB's:

Discus Throw	2001	54.90 (2kg)
	2001	56.97(1.75kg)
Shot Put	2001	19.78 (6kg)
	2001	18.41 (7.2kg)

Records:

Australian: U20 Discus - U20 Discus - 56.97 (1.75kg), U20 Shot Put - 19.78 (6kg)

Interesting Facts:

Scott's nick name is "Mendoza" and is coached by seven-time Australian hammer throw champion, Gus Puopolo. Scott lives 300km north of Melbourne.

Sporting Career:

Scott made his mark on the international scene finishing sixth at the 1999 World Youth Championships in Poland. Martin claimed a personal best shot put throw of 17.28m and discus throw of 51.19m at the Olympic Trials, gaining selection in the Australian team heading to the IAAF World Junior Championships in Santiago, Chile. Scott was in superb form over the 2000/01 summer season, eventually winning the U20 shot and discus titles and breaking the same Australian records. Although still at school, he was selected in the Australian team for the East Asian Games, where he added 21cm to his shot put best with an 18.41m effort, missing the Australian record by 2cm. Scott did raise the under-20 shot put record (6kg) in one of his last meets as a junior, during the Australian All Schools Championships in December. Scott is one of the best junior combination shot put and discus throwers in Australian history.

Interests:

Scott plays bass guitar in a band and enjoys a game of darts when he isn't training.



## Tim Matthews (OAM)

Date of Birth: 29/10/1974  
 Occupation: Customer Service Officer  
 Height: 177cm  
 Weight: 58kg  
 State: VIC  
 Coach: Steve Gaffney  
 Scholarship: VIS  
 Club: South Bendigo Centre  
 Place of Birth/Residence: Bairnsdale VIC/Melbourne VIC  
 Marital Status: Single  
 Gender: Male



Australian Championships:  
 100m: '02 - 1st

International Championships:

Paralympic Games: '96 - 4x100m 1st, 100m 5th, '00 - 4x100m 1st, 4x400m 1st, 100m 3rd, 200m 3rd

IPC World Championships: '98 - 4x400m 1st, 100m 3rd, '02 - 100m 1st, 4 x 400m - 2nd, 4 x 100m - 3rd

Paralympic Revival: '99 - 100m 1st, 200m 2nd, 4x100m 1st

Progression:

100m	1995	12.20
	1996	11.68
	1997	11.23
	1998	11.11
	1999 - 2001	10.87
200m	2002	11.26
	1996 - 1997	23.62
	1998	22.70
	1999	22.25
	2000 - 2001	22.16

Events/PB's:

100m	1999	10.87
200m	2000	22.16

Records:

World Record: 4x100m and 4x400m

Australian Record: 100m and 200m

Interesting Facts:

Tim rates winning golf, fishing, backflips and pancakes amongst his likes but dislikes promite, bananas, long flights and handstands. Known commonly as "lefty" he has won many medals including gold in the Paralympic Revival for the 100 metres event and silver in Sydney 2000. He wants to be the fastest Paralympic runner ever and he enjoys playing golf in his spare time. Awards he has won include; 1996 Order of Australia Medal, 1996 and 2001 Gippstar of the year and 2001 Bendigo Sports Star of the Year.

Sporting Career:

DISABILITY CLASSIFICATION: T46 Amputee (Single above or below elbow amputee)

After tasting Gold at the Atlanta Paralympic Games in the 4x100m Relay and again at the 1998 IPC World Athletic Championships in Birmingham in the 4x100m Relay, Tim has progressed to being considered one of the fastest amputee runners in the world. At the 1999, Paralympic Revival Tim won Gold in the 100m and silver 200m setting him up for the Sydney Games where he won Gold in the 4x100m and 4x400m relays combined with two individual Bronze medals in the 100m and 200m. He was a semi-finalist and at the 2000 Stawell Gift and won a bronze medal at the open nationals with his amputee relay teammates. At the 2002 IPC World Championships in Lille, France, Tim was part of the relay teams that claimed silver and bronze in the 4 x 400m and 4 x 100m, respectively.

## Kerryn McCann

Date of Birth: 2/5/1967  
 Occupation: Business Banking Assistanticer  
 Height: 162cm  
 Weight: 47kg  
 State: NSW  
 Coach: Chris Wardlaw  
 Scholarship: NSWIS  
 Club: Kembla Joggers  
 Place of Birth/Residence: Bulli, NSW/Coledale , NSW  
 Marital Status: Married  
 Gender: Female

Australian Championships:  
 Mile: '88 - 1st  
 3000 metres: '94 - 3rd  
 10000 metres: '95 - 2nd, '99 - 2nd, '00 - 4th, '02 - 1st  
 Cross Country: '92 - 1st, '98 - 2nd, '99 - 1st  
 Half Marathon: '92 - 2nd, '93 - 1st, '94 - 2nd  
 Marathon: '86 - 3rd, '88 - 1st, '93 - 1st



International Championships:  
 Commonwealth Games: '94 - Marathon - 10th, '02 - 10,000 - DNS, Marathon - 1st  
 London Marathon: '95 - 9th, '99 - 7th, '00 - 5th  
 Olympic Games: '96 - Marathon - 28th, '00 - 11th  
 World Championships: '95 - Marathon - 15th, '99 - Marathon - 23rd  
 World Cross Country: '88 - 6km - 104th, '93 - 38th, '94 - 98th, '95 - 79th, '99 - 18th  
 World Half Marathon: '93 - 38th

Marathon Career (17 races):  
 6/8/86 6th Budget Australian Marathon (Sydney, Aust Champs - 3rd)  
 2:54.39,  
 24/7/88 3rd Gold Coast (Aust Champs - 1st) 2:44.05,  
 5/3/89 8th Los Angeles 2:45.17,  
 18/7/93 2nd Gold Coast (Aust Champs - 1st) 2:40.10,  
 30/1/94 11th Osaka 2:34.08,  
 27/8/94 10th Commonwealth Games (Victoria) 2:40.10,  
 2/5/95 9th London 2:33.23,  
 28/7/96 28th Olympics (Atlanta) 2:36.41  
 18/4/99 7th London 2:28.43  
 29/8/99 23rd World Championships (Seville) 2:38.31  
 16/4/00 5th London 2:25.59  
 24/9/00 11th Olympics (Sydney) 2:28.37  
 5/11/00 8th New York 2:30.39  
 7/10/01 3rd Chicago 2:26.04  
 27/1/02 4th Osaka 2:28.30  
 28/7/02 1st Manchester Commonwealth Games 2:30.05  
 03/11/02 7th New York 2:27.51

Progression:		
Marathon	1988	2:44.05
	1989	2:45.17
	1993	2:40.09
	1994	2:34.08
	1995	2:33.23
	1996	2:36.41
	1999	2:28.44
	2000	2:25.59
	2001	2:26.04
	2002	2:27.51

Events/PB's:		
10000m	1999	31:55.94
3000m	1999	8:50.4
5000m	2000	15:08.69
Half Marathon	2000	1:07.48
Marathon	2000	2:25.59

Records:  
 Australian Best on Record - Half Marathon - 1:07.48 (2000)  
 Australian record - 5000m - 15:08.69 (2000)

### Interesting Facts:

Kerryn's husband, Greg, was a two time Australian Surfing representative and was the 1983 Australian Champion. Her son Brenton, was born in September 1997 and he celebrated his third birthday on the day of the Olympic Opening Ceremony. Kerryn's father, John, ran his first Marathon at the age of 41yrs and recorded 2:40.58. In 1999/00 Kerryn was awarded the NSW Athlete of the Year Award. Kerryn's sister Jenny Hindmarsh ran a 1:19.15 half-marathon in 2001.

### Sporting Career:

The athletic career for Kerryn McCann started in 6th grade at Primary School, winning the State Cross Country Championship. At 16, Kerryn became interested in other activities, but within two years she started to miss athletics and made a comeback. Ran her first marathon aged 19 years, placing 3rd in the Australian Championship. Proving she was versatile, she won the Australian mile title in 1998 aged 21 and two months later made her debut for Australia at the World Cross Country Championships. Ran the Gold Coast marathon in 1993 with the aim of qualifying for the 1994 Commonwealth Games team, but missed the required time by just 10 seconds. Made another attempt to qualify at Osaka in January 1994 and made a big break through clocking 2:34.08 - moving her to No 3 in Australian history. In 1995 Kerryn raced her first 'big' city marathon placing 9th in London in another pb of 2:33.23. Busy in 1997 and 1998 with her new son Brenton, but in 1999 she ran her first marathon in nearly three years and sliced nearly five minutes from her pb with a time of 2:28.43. 2000 was her finest year yet. She started the year with an Australian half-marathon record in January, then in April she lowered her best to 2:25.59 in London, placing 5th. While preparing for the Sydney Olympics she smashed the Australian 5000m record with a time of 15:08.69. In her home Olympics, Kerryn ran what is agreeably her finest marathon, placing 11th in a time of 2:28.37 on the tough Sydney course. In November Kerryn ran her third marathon of the year, placing 8th in New York. Just missed her pb in Chicago in October 2001 with a time of 2:26.04 placing 3rd - her best international marathon result ever. Clocked her fifth sub-2:30 in Osaka in January 2002. Won the national 10,000m title in April and was selected in the 10,000m and marathon for the 2002 Commonwealth Games team. At Manchester, Kerryn claimed gold in the marathon in an Australian clean sweep of the medals. Following the Commonwealth Games, Kerryn placed a commendable 7th in the New York Marathon - one place better than her previous effort in 2001.

## Kris McCarthy

Date of Birth: 15/10/1979  
 Occupation: Athlete/student  
 Height: 189cm  
 Weight: 80kg  
 State: VIC  
 Coach: Peter Fortune  
 Previous Coach: Kevin McCarthy  
 Scholarship: VIS  
 Club: Glenhuntly  
 Place of Birth/Residence: Mildura, VIC/Skye, VIC  
 Marital Status: Single  
 Gender: Male



Australian Championships:  
 800 metres: '00 - 3rd (1st Aust.), '01 - 1st, '02 - injured

International Championships:  
 Commonwealth Games: '02 - 800m - 3rd, 4x400m - 5th  
 Olympic Games: '00 - 800m Heat 4th  
 World University Games: '01 - 800m 5th, 4x400m - 4th (ran heat only)

Progression:		
800m	1999	1:47.59
	2000	1:45.57
	2001	1:46.41
	2002	1:45.82

Events/PB's:		
1500m	2001	3:51.70
400m	2002	47.00
800m	2000	1:45.57

### Interesting Facts:

A recipient of the Ron Clarke Foundation Scholarship in October 1998, Kris umpired in the 1999 VFL Senior Grand Final. Kris is the oldest of six children who and for a time his family lived next door to Ralph Doubell - Australian 800m record holder.

### Sporting Career:

The VFL (Victorian Football League) boundary umpire shot to the top of the Australian rankings in 2000 with a string of marvellous performances over 800m. Kris started 2000 with a huge personal best in Canberra before winning a National title and then lowering his personal best at the Melbourne Track Classic. That year he went on his first senior Australian tour to South Africa and finished a credible second in the Australia v South Africa Test Match. A member of the 2000 Olympic team to contest the 800 metres Kris finishing 4th in his heat and missing a place in the semi-final. In March 2001, Kris defended his National 800m title, then in August placed 5th in the 800m at the World University Games. After a solid 2002 domestic season, he was favourite for the national title, but pulled his hamstring one week prior to the championships. Was selected in the CG team subject to a fitness test. Injured again in the lead up, but the very talented half-miler overcame all that to run a brilliant tactical race at the Commonwealth Games and secure an unexpected bronze medal. At the World Cup in Madrid, Kris who looked very comfortable over the first 400m, was impeded at the 450m mark by Great Britain's James McLroy, causing him to fall. McCarthy strolled towards the post event control section, then decided to return to the arena minutes later and complete the event, yet he remained as a 'did not finish' in the results.

### Interests:

His hobbies include golf, music, movies and horse racing.

## Matt McEwen

Date of Birth: 16/10/1971  
 Occupation: Teacher: Life and Belief Issues - Christian Education  
 Height: 194 cm  
 Weight: 88 kg  
 State: QLD  
 Coach: Cliff Mallett, Tony Rice, Richard Brockett, Scott Murphy  
 Scholarship: QAS  
 Club: University of Queensland  
 Place of Birth/Residence: Brisbane/ Brisbane  
 Marital Status: Married  
 Gender: Male

Australian Championships:  
 Decathlon: '96 - 4th, '97 - 2nd, '98 - 3rd, '98 (CGT) - 4th, '00 - 2nd, '00 (OT) - 3rd, '01 - 1st, '02 - 2nd

International Championships:  
 World University Games: '97 - 11th, '99 - 5th  
 East Asian Games: '01 5th (6562)  
 Commonwealth Games: '02 2nd

### Progression:

Decathlon	1995 - 1996	7178
	1996 - 1997	7684
	1997 - 1998	7305
	1998 - 1999	7543
	1999	7517
	2000	7631
	2001	7825
	2002	7724

### Events/PB's:

100m	1997	10.83/10.76w
110m Hurdles	2002	14.96
1500m	2001	4:37.84
400m	1997	48.54
Decathlon	2001	7825
Discus Throw	1999	44.98
High Jump	1999	2.07
Javelin Throw	1998	60.94
Long Jump	1999	7.21/7.43w
Pole Vault	2002	4.80
Shot Put	1999	15.03

### Interesting Facts:

Matt likes challenges so it is not surprising he was drawn to the decathlon. A goal is to leave athletics having reached his full potential. Currently a teacher, Matt has many post athletic goals including; travelling overseas, giving more time to his supportive wife, going on a challenging program like Survivor and entering politics. Matt's dad was a national junior high jump champion in the UK, a goal keeper with Luton and a member of the English U21 team. Matt is currently studying for his Bachelor of Education - his fourth tertiary qualification.

### Sporting Career:

In his teens, Matt competed in the sprints and jumps, but by 21 had started competing in decathlons. He has made steady progress over the last eight years and has assembled a strong coaching team to assist him. His career highlights have included winning his first state title, competing at the 1997 and 1999 World University Games and taking the 2001 Australian Open title in a personal best of 7825. He is now the No. 9 decathlete in Australian history. Although he failed to score in the shot, Matt still finished fifth in the decathlon at the East Asian Games. Matt's second place at the 2002 Telstra A-championships, secured his selection into the Commonwealth Games team. A solid and consistent performance by Matthew was rewarded with a silver medal at the Commonwealth Games.





## Haley McGregor

Date of Birth: 27/05/1979  
 Occupation: Student  
 Height: 160cm  
 Weight: 46kg  
 State: VIC  
 Coach: Pam Turney  
 Previous Coach: Richard Huggins  
 Scholarship: VIS  
 Club: Knox  
 Place of Birth/Residence: Berwick, VIC/Melbourne  
 Marital Status: Single  
 Gender: Female



**Australian Championships:**  
 800m: '99 - heat  
 1500m: '99 - heat, '01 - 5th  
 5000m: '00 - 7th, '00(OGT) - 4th, '01 - 3rd, '02 - 1st

**International Championships:**  
 Commonwealth Games: '02 - 5000m - 11th  
 World Student Games: '01 - 5000m 16th (17:34.05)  
 World Student Cross Country: '00 - 34th  
 World Cross Country: '02 - 30th  
 Ekiden Relays: '00 Korea, '00 Chiba, '00 Korea

**Progression:**

1500m	1999	4:24.72
	2000	4:18.16
	2001	4:17.95
	2002	4:16.79
	1999	9:47.90
3000m	2000	9:39.00
	2001	9:05.94
	2000	15:40.24
5000m	2001	16:04.56
	2002	15:32.17

**Events/PB's:**

1500m	2002	4:16.79
3000m	2001	9:05.94
5000m	2002	15:32.17
800m	1999	2:07.40

**Interesting Facts:**

Haley's immediate family of six live in four countries, Japan, England and Canada, only her mother, brother Damian and Haley live in Australia. Haley was a Victorian Kayaking champion in the TK1 and TK2 class over 200m, 500m and 1000m. Haley has three times won her division (Kayak TK2) in the gruelling Murray River marathon. Haley was also on a VIS kayaking scholarship between 1993 and 1995.

**Sporting Career:**

Haley, started to get serious about athletics after she made the Victorian All Schools Cross Country team in 1994. She gradually swapped over from Kayaking to running. Since she was 19, Haley has been highly ranked nationally and made further progress over the last two seasons eventually claiming the bronze in the 1500m at the Australian Championships in 2001. Earned selection in her first World Cross Country team with 8th placing in the trials in January 2002. A week prior to departing, was a surprise winner of the 5000m at the Telstra A-series IAAF GPII meet in Melbourne, where she defeated National record holder Benita Johnson, slashing her personal best to 15:32.17. Placed an outstanding 30th at the 2002 World Cross Country Championships.

## Cecilia McIntosh

Date of Birth: 21/06/1979  
 Occupation: Sales Assistant  
 Height: 160cm  
 Weight: 67kg  
 State: VIC  
 Coach: Gus Puopolo  
 Scholarship: VIS  
 Club: Ringwood  
 Place of Birth/Residence: Melbourne/Melbourne  
 Marital Status: Single  
 Gender: Female

Australian Championships:  
 Javelin: '96 - 1st (U20), '97 - 1st (U20), '97 - 3rd, '98 - 1st (U20), '98 - 2nd, '00 - 2nd, '01 - 2nd, '02 - 1st

International Championships:  
 Commonwealth Games: '02 - Javelin - 2nd  
 World Junior Championships: Javelin: '96 qual round (19th - 47.24m), '98 qual round (17th - 46.59m)

Progression:		
Javelin Throw	1995	38.67
	1996	50.26
	1997	51.72
	1998	54.16
	2000	48.58
	2001	53.67
	2002	58.95m

Events/PB's:		
Javelin Throw	2002	58.95
Shot Put	2002	12.83m

Records:  
 Victorian Open Women's Javelin: 58.95

Interesting Facts:  
 Cecilia has also been competitive in the sport of weightlifting, winning the U20 division and placing 2nd in the open division of the National Weightlifting Championships back in 1997 and breaking the Oceania record with a clean of 77.5kg and snatch of 60kg. Cecilia started sport when she was aged 2 (swimming lessons) and by 6 she was competing in little athletics.

Sporting Career:  
 In 1996 Cecilia had developed into the leading junior javelin thrower in Australia and was selected for the 1996 World Juniors. Two years on (1998) she had progressed a further 7 metres and was now a 54m thrower. But while competing at her 2nd World Junior Championships, she tragically snapped a ligament which required an elbow reconstruction. She slowly resumed competition in 2000 and by the 2001-02 domestic season she was back over 57m and easily the leading javelin thrower in Australia. A win at the 2002 Telstra A-championships secured her Commonwealth games selection - her first senior team. At the Commonwealth Games Cecilia was leading mid-way through the competition, but eventually placed second with a solid throw of 57.42m.


Interests:  
 She enjoys all sports and listening to music, and her superstition is that she must wear her hat backwards when she competes.



ATHLETE PROFILES

## Lisa McIntosh (OAM)

Date of Birth: 16/12/1982  
 Occupation: Student  
 Height: 176cm  
 Weight: 65kg  
 State: VIC  
 Coach: Phil Badman  
 Scholarship: VIS  
 Club: Peninsula Road Runners  
 Place of Birth/Residence: Sandringham VIC/Cranbourne VIC  
 Marital Status: Single  
 Gender: Female



Australian Championships:  
 200m: '02 - 6th

International Championships:  
 Paralympics: '00 - 100m 1st, 200m 1st, 400m 1st  
 IPC World Championships: '98 - 100m 2nd, 200m 3rd, 400m 1st, '02 - 100m 1st, 200m 1st, 400m 3rd

#### Progression:

100m	1998 - 1999	15.01
	2000 - 2001	13.88
200m	1998 - 1999	30.80
	2000 - 2001	28.42
400m	1998 - 1999	1:10.10
	2000 - 2001	1:04.79

#### Events/PB's:

100m	2000	13.88
200m	2000	28.42
400m	2000	1:04.79
800m	2001	2:46.31

#### Records:

World & Australian Record: 100m, 200m, 400m & 800m  
 Australian Record: 1500m

#### Interesting Facts:

Lisa has just completed her final year at St. Peters College in Cranbourne. Already she has claimed some outstanding awards to go with her impressive athletic resume. She won the 1999 Casey Young Citizen of the Year Award. In 1998, she was a Finalist for the Junior Paralympian of the Year before winning the award based on outstanding performances in Sydney 2000. For the honour of winning gold she was also awarded an OAM in 2001.

#### Sporting Career:

**DISABILITY CLASSIFICATION:** T37 Cerebral Palsy (Moderate to minimal hemiplegia)

At the 1998 World Championships in Birmingham, Lisa won gold in the 400m setting a New World Record, gold in the 100m and bronze in the 200m. Lisa contested the Sydney 2000 Paralympics winning three gold medals in the 100m, 200m and 400m events setting a New World record for each. What makes Lisa's achievements in Sydney even more remarkable is the fact that she raced in the lesser-disabled class T38 in the 200m and 400m. Lisa won the 2002 Telstra A-series Ambulant Track award. Lisa claimed gold in the 100m and 200m at the 2002 IPC World Championships, setting new race records for both. She also claimed bronze in the 400m.

## Sally McLellan

Date of Birth: 19/09/1986

Occupation: student

Height: 166 cm

Weight: 56 kg

State: QLD

Coach: Sharon & Peter Hannon

Club: Griffith University

Place of Birth/Residence: Sydney/Gold Coast

Marital Status: Single

Gender: Female

### Progression:

100m	2001	11.91
	2002	12.01
200m	2001	24.26

### Events/PB's:

100m	2001	11.91
200m	2001	24.26
100m Hurdles (U18)	2002	13.58

### Records:

U16 90m hurdles, 200m hurdles and 4x100m relay

### Interesting Facts:

All of Sally's aunts and cousins live in England and she has her belly-button pierced. Sally started athletics seriously after moving to Queensland from Sydney. She had participated successfully in swimming and gymnastics while in Sydney. Her idols are Cathy Freeman, Melinda Gainsford-Taylor and Julia Roberts. Sally is a very big fan of movies.

### Sporting Career:

Sally is one of the finest young sprinters/hurdlers in Australia. Between 1999 and 2000, she won many Australian Little Athletics and Primary Schools titles. Primarily a sprinter and hurdler, Sally is also a capable long and high jumper, indicated by her silver medal winning performance in the Pentathlon at the Australian Little Athletics Championships in April 2001. A month earlier, aged only 14 years, Sally won the Australian U20 100m title in a time of 11.91. She also ran very fast in the 200m, clocking 24.27 to place fourth. In October, at the QLD Schools Championships, she lowered her 200m best to 24.26 and broke the Australian U16 90m hurdles record. At the 2001 Australian All Schools, despite having an injured foot, she took another amazing 0.29 seconds from her own Australian 90m hurdles record with a time of 12.51.

## Kimberley Mickle

Date of Birth: 28/12/1984

Occupation: Student

Height: 166cm

Weight: 65kg

State: WA

Previous Coach: Angus Burnett, Eric Christian

Club: Mandurah/Rockingham

Place of Birth/Residence: Perth/Perth

Marital Status:

Gender: Female

Australian Championships:

Javelin: '02 - 8th (47.28m)

International Championships:

World Youth Championships: '01 - Javelin 1st (51.83)

Progression:

Javelin Throw	1999	45.13m
	2000	45.76m
	2001	51.83m
	2002	52.77

Events/PB's:

Javelin Throw	2002	52.77
---------------	------	-------

Interesting Facts:

Kimberley, or as she is mostly known, Kim, was a junior official at the Sydney 2000 Olympics. Her uncle, Greg Mickle is a leading surf lifesaver. A leading WA soccer player, Kim also enjoys bodyboarding, and playing the electric guitar. Kim started competing in Little Athletics after she saw an advertisement in the school newsletter.

Sporting Career:

Kim, although only 16-years-old, has compiled a very impressive record in the sport. She won her first Australian title at the Little Athletics Nationals in 1998. She has gone on to win every national title she has contested in her age division - five in total. Her victory at the Australian Youth Championships in Bendigo secured her position in the team for the World Youth Championships. Her personal best throw in Bendigo of 48.58 moved her to within a few metres of the leading open-age athletes in the nation. In tremendous form prior to departure for the World Youth Championships, Kim achieved a personal best of 49.73 in the qualifying round to rank No. 2 amongst the qualifiers for the final. The next day, Kim exceeded all expectations by adding 2.1m to her personal best and taking the title, with a throw of 51.83m.

## Adam Miller

Date of Birth: 22/06/1984  
 Occupation: Student-Port Macquarie High  
 Height: 183cm  
 Weight: 74kg  
 State: NSW  
 Coach: Michael Khmel  
 Previous Coach: Barry Nolan  
 Scholarship: NSWIS  
 Club: POrt Macquarie/Hastings  
 Place of Birth/Residence: Penrith, Sydney/Port Macquarie  
 Marital Status: Single  
 Gender: Male

### Australian Championships:

100m: '01 - 1st (U18), '02 - 1st (U20)  
 200m: '01 - 1st (U18),  
 4x100m: '01 - 1st (U18), '02 - 1st (U20)

### International Championships:

World Juniors: '02 - 100m QF 7th, 200m SF 4th

### Progression:

100m	1998	11.80
	1999	11.42
	2001	10.60
	2002	10.41
	2002	10.41
200m	1998	24.50
	1999	23.63
	2001	21.84
	2002	21.35

### Events/PB's:

100m	2002	10.41
200m	2002	21.34

### Interesting Facts:

Adam has succeeded at high levels in various sports over the past 5 years including Cricket, Baseball and Softball. Adam's athletics hero is Michael Johnson as he finds what Johnson was able to do at the '96 Atlanta Olympics was amazing and inspiring.

### Sporting Career:

Adam did well in athletics at school, but his main sports were basball, softball and cricket. He competed very successfully in these team sports both at state and national level, but in September 2000 he was injured playing baseball. In early 2001 Adam decided to start athletics training seriously. Was a sensation at the state school (CHS) where he ran 10.87. A month later at the NSW All Schools he ran 10.78 and by December 1 he was down to 10.60 and had qualified for the World Juniors and had started to do some training with Matt Shirvington in Sydney. Won the Australian All Schools U18 sprint double in mid-December 2001 in Melbourne. Contested the first Telstra A-series meet of the year in February in Canberra and created a sensation by running 10.41 in the heat then 10.48 in the final. He was the 2nd Australian in the race and among others defeated 10.10 sprinter, Patrick Johnson. Adam's heat time of 10.41, had only ever been bettered by Matt Shirvington and Paul Narracott as juniors. Adam went off the boil a little over the next couple of months and missed Commonwealth Games selection, however he won the National junior sprint double and was selected for the World Junior Championships, less than 12 months after starting serious athletics training.

### Interests:

Adam's nicknames include 'Funky' and 'Billy the Kid' and his hobbies aside from sport include body boarding, hanging out with friends, going to the movies and partying. Other interests include modelling and surfing.

## Nicole Mladenis

Date of Birth: 22/09/1975  
 Occupation: Athlete/Bookkeeper-Fielders Choice  
 Height: 172 cm  
 Weight: 58kg  
 State: WA  
 Coach: Bohdan Babijczuk & Steve Mladenis  
 Previous Coach: Anne Masters  
 Scholarship: WAIS  
 Club: University of Western Australia  
 Place of Birth/Residence: Perth/Perth  
 Marital Status: Single  
 Gender: Female



### Australian Championships:

Long Jump: '92 - 1st (U20), '93 - 3rd (U20)  
 Triple Jump: '93 - 1st (U20), '94 - 2nd, - 2nd (U20), '95 - 3rd, 3rd (U20), '96 - 1st, '97 - 1st, '98 - 1st, '98 (CGT) - 1st, '99 - 2nd, '00 - 1st, '00 - 1st, '00 (OT) - 1st, '01 - 1st

### International Championships:

Commonwealth Games: '02 - Triple Jump - 6th  
 World Cup: '98 - 7th  
 World Junior Championships: '94 - 12th (12.94w qual, 12.52)  
 East Asian Games: '01 - 2nd (13.52)  
 Goodwill Games: '01 - 7th (13.32)

### Progression:

Triple Jump	1992	12.29
	1993	12.53
	1994	12.54
	1997	13.16
	1998	13.51
	1999	13.67
	2000	13.82
	2001	13.74
	2002	14.04/14.21w

### Events/PB's:

Long Jump	1998	5.99
Triple Jump	2002	14.04

### Records:

Australian records - Triple Jump (5):  
 13.42m 24/1/98, 13.61m 28/11/99, 13.67m 6/12/99, 13.82m 9/12/00, 14.04m 9/3/02

### Interesting Facts:

Nicole has a favourite pair of socks that she wears each time she competes.

### Sporting Career:

Cleared 13m for the first time in 1997, Nicole set her first Australia record in January 1998 when she broke Nicole Boegman's national record with a leap of 13.42m. The next month Victorian Mariklud Viduka twice raised the record, but it would not be until November 1999 before Nicole would regain the record. She raised it two more times peaking at 13.82m. Nicole claimed silver at the East Asian Games in May 2001 with a leap of 13.52m. In March 2002, Nicole took the Australian record over the magical barrier of 14 metres, when she bounded out to 14.04m, which was followed a week later back home in Perth with a wind assisted 14.21m. Won her 6th national title in April 2002 and was selected in the Commonwealth Games team. Nicole has dominated the event in Australia for the last six years, winning all but one of the National titles and trials (Olympic & Commonwealth Games) since 1996, raising the National record on five occasions, and suffering only one defeat to Carmen Miller in the 1999 Nationals (beaten by 5cm). Her selection in the Commonwealth Games team, was the first occasion Australia has entered an athlete in triple jump in a major senior championship.

## Nick Moroney

Date of Birth: 3/8/1972  
 Occupation: Financial Adviser - Westpac  
 Height: 185 cm  
 Weight: 75 kg  
 State: NSW  
 Coach: Peter Lawler  
 Scholarship: NSWIS  
 Club: Tamworth  
 Place of Birth/Residence: Tamworth/Newcastle NSW  
 Marital Status: Married  
 Gender: Male

Australian Championships:  
 High Jump: '93 - 7th, '94 - 5th, '95 - 7th, '96 - 7th, '97 - 3rd (Aust), '98 - 3rd, '99 - 3rd, '00 - 1st, '01-1st, '02 - 1st

International Championships:  
 Commonwealth Games: '02 - High Jump - 4th  
 World Cup: '98 - 6th

Progression:		
High Jump	1990	2.12
	1991	2.12
	1992	2.19
	1993	2.19
	1994	2.22
	1996	2.10
	1997	2.20
	1998	2.18
	2000	2.25
	2001	2.24
	2002	2.25

Events/PB's:		
High Jump	2000	2.25m

Interesting Facts:  
 The son of '56 Olympic Long Jumper, Michael, Nick was also a member of the NSW Catholic Schools Basketball Team. Has not lived in the same city/town as his coach Peter Lawler for the last 10 years, relying on coaching by correspondence.

Sporting Career:  
 Born and raised in Tamworth, Nick was an outstanding Australian junior jumper. He regularly won medals in all four jumps, but it was in the high jump that he particularly excelled. During the '90s he combined university, then a busy job with Bankers Trust, often only arriving at the track at 8:00pm. A move to Newcastle in 2000 paid dividends when Nick cleared a pb of 2.25m and won two national titles. Enjoyed his most consistent season ever in 2001-02, where he equalled his pb and claimed his third consecutive national title. Placed fourth at the Commonwealth Games with a leap of 2.20m.

Interests:  
 Nick's nickname is "Squirrel" and he enjoys reading, watching movies and playing the piano in his spare time.





## Craig Mottram

Date of Birth: 18/06/1980  
 Occupation: Athlete/Student - PR Deakin Uni  
 Height: 188 cm  
 Weight: 71 kg  
 State: VIC  
 Coach: Nic Bideau  
 Previous Coach: Bruce Scriven  
 Scholarship: Victorian Institute of Sport  
 Club: Deakin  
 Place of Birth/Residence: Frankton VIC/Geelong VIC  
 Marital Status: Single  
 Gender: Male

Australian Championships:  
 1500 metres: '99 - 2nd (U20).  
 '00(OGT) - 10th, '02 - 1st  
 5000 metres: '01 - 1st (13:12.04)



International Championships:  
 Commonwealth Games: '02 - 5000m - 6th  
 Olympic Games: '00 - 5000m (Heat),  
 World Cross Country: '99 - 18th (Junior), '01 - 8th (Short C.), '02 - 5th  
 World Indoors: '01 - 3000m 8th  
 World Championships: '01 - 1500m Semi  
 World Cup: '02 - 3000m 1st

### Progression:

1500m	1999	3:43.37
	2000	3:38.27
	2001	3:35.40
	2002	3:37.34
3000m	2000	7:51.32
	2001	7:41.35
	2002	7:37.40
5000m	1999	13:40.48
	2000	13:26.20
	2001	13:23.94
	2002	3:12.04

### Events/PB's:

10000m	2001	28:19.26
1500m	2001	3:35.40
3000m	2001	7:48.34 (indoors)
	2002	7:37.30
5000m	2002	13:12.04
Mile	2002	3:52.90

### Records:

Australian U20 record - 3000m - 8:02.12  
 Australian record - 3000m - 7:37.30, 5000m: 13:12.04  
 Australian Indoor record - 3000m - 7:50.21 & 7:48.34  
 World Cup Record - 3000m - 7:41.37  
 Australian - 5km - 13:43

### Interesting Facts:

Craig's younger brother, Neil, is a member of the Melbourne Tigers basketball team. Both of his parents are British and his father, Brian, played soccer for Wimbledon FC. Craig is a former Australian junior triathlon champion and was a member of the Victorian triathlon team in 1997 & 1998. His nickname is "Buster". In 1999 he suffered a stress fracture in his right knee (Dec) and received five stitches in his foot (Nov) following an accident putting the washing out at home. One of his training partners is "Moss" his pet dog a Flat Coated Retriever. Craig is studying Public Relations externally from Deakin University.

### Sporting Career:

In his teens, Craig was an Australian junior triathlete, but in late 1998, due to his studies at Geelong Grammar, he found he didn't have time to train for the three disciplines and decided to link up with local running coach Bruce Scriven. Within months he had become the fastest Australian junior 3000m runner when in February 1999, he broke the National U20 record with a time of 8:02.77. The next month he placed 18th in the World Junior Cross Country Championships and closed the season with a second placing in the National U20 1500m. He performed well in a top class 5000m State League race in late 1999. Craig celebrated his 20th birthday by setting an Olympic A Qualifier and PB (13:26.20) for the 5000m in Manchester in June 2000 and backed up with a 1500m PB in Zagreb in early July. Craig contested a heated 1500m with Nick Howarth at the Telstra Olympic Trials resulting in Howarth being disqualified. A re-run of the trial event was conducted one week later with Mottram finishing 10th in 3:54.50. Following Shaun Creighton's decision to concentrate on the 10000m, Craig was selected to represent Australia in the 5000m at the 2000 Olympics where he finished 8th in his heat. He compiled a spectacular series of performances in the summer of 2001. The summer started with a 3000m PB (7:50.34) at the Telstra Athletics Grand Prix in Newcastle. On February 16 he broke Shaun Creighton's Australian 3000m record in a time of 7:41.35. He was just beaten by 3:47 miler, William Chirchir in the John Landy mile at the Melbourne Track Classic, clocking 3:54.65 to move to No. 5 in Australian history in his first ever mile race. A week later he won his heat of the 3000m at the World Indoors in Lisbon. In the final he placed 8th, lowering the Australian record for the second time in three days. On March 24, Craig placed an outstanding 8th in the short course (4km) at the World Cross-Country Championships. Craig prepared well for the 2001 World Championships running a 3:53.06 mile and 13:23.94 5000m during June. Due to his tremendous 1500m/mile form, it was decided to switch Craig from the 5000m to the 1500m for the World Championships, where he made the semi finals after a tremendous 3:39.10 in the heats. Craig placed 6th in the Goodwill Games mile and 6th in the 1500m at the IAAF Grand Prix Final in Melbourne, in an awesome 3:35.40, moving him to No 5 in Australian history. In December 2001, Craig made his 10,000m debut, taking the Zatopek race in a Commonwealth Games B qualifying time of 28:19.26. On March 7th before he left for the 2002 World Cross Country Championships, he removed 11 seconds from his 5000m best to take the Australian record from Lee Troop. At the World Cross Country Championships in Dublin, Craig placed an outstanding 5th - the 2nd best ever result by an Australian. Selected in the 5000m for the Commonwealth Games, his 6th National team in just 18 months. Ran well in the lead up to the Commonwealth Games running a mile pb and an Australian 3000m record. At the games placed 6th in the 5000m. Competing at the 9th IAAF World Cup in Madrid, Craig dominated the 3000m to set a new World Cup Record (7:41.37) and won by over six seconds. Craig recently set a new Australian record for the 5km (13:43) at the 2002 New Balance 5k bolt.

Interests: His interests include soccer, movies and coffee.

## Sarah Mullan

Date of Birth: 8/9/1975  
 Occupation: Athlete/Promotions Officer  
 Height: 173cm  
 Weight: 66kg  
 State: NSW  
 Coach: Robert Medicott  
 Previous Coach: Paul Corbett  
 Scholarship: NSWIS  
 Club: Sydney Pacific  
 Place of Birth/Residence: Sydney/Sydney  
 Marital Status: Married  
 Gender: Female

### Australian Championships:

100m: 02 - 2nd  
 200m: 02 - 5th

### International Championships:

Commonwealth Games: '02 - 100m Hurdles - reserve

### Progression:

100m	2002	11.54
200m	2002	23.67

### Events/PB's:

100m	2002	11.54
200m	2002	23.67

### Interesting Facts:

Travelling to the US as a talented teenager for a camp for gifted young athletes, Mullan's was diagnosed with cancer following flu-like symptoms on the journey home. Her doctor noticed a lump on her neck that proved to be a malignant tumor on her thyroid gland. She then had to endure radiotherapy and commence medication she would be on for the rest of her life.

She now prides herself on being an enthusiastic Cancer Council ambassador and promoting early detection and prevention of cancer.

### Sporting Career:

During her teens, Sarah was a competitive sprinter but after she was diagnosed with cancer she was unable to compete for many years. In her early '20s she admitted to her husband, during their honeymoon, that she longed to return to running. After getting the all clear from the doctors, she resumed running. She really started to improve in 2000-01 and had she not have had to miss the 2001 Nationals, due to a friend's wedding, she may have made her international debut. A switch to a new coach (Rob Medicott) and a tremendous winter of training had her in promising form as the 2002 domestic season was started. She enjoyed a solid season and capped it off with a great Nationals when she placed 2nd in the 100m and 4th in the 200m, both in lifetime bests. Sarah was selected in the 4x100m relay for the Commonwealth Games. Ran well in the lead up to the Commonwealth Games, equalling her 100m pb of 11.54, but was unable to force her way onto the in-form 4x100m relay team.

### Interests:

Sarah enjoys socialising with friends, meditation, yoga, going to the beach going to the movies and the theatre.

## Jacque Munro

Date of Birth: 4/10/1981  
 Occupation: Sport Administration Trainee / Athlete  
 Height: 166cm  
 Weight: 56kg  
 State: NSW  
 Coach: Fira Dvoskina/Michael Khmel  
 Previous Coach: Penny Gillies  
 Previous Coach 2: Louise Green  
 Scholarship: NSW  
 Club: Raymond Terrace  
 Place of Birth/Residence: Newcastle, NSW / Sydney  
 Marital Status: Single  
 Gender: Female



Australian Championships:  
 100m Hurdles: '97 - 1st (U18); '98 - 2nd, 3rd (U20); '99 - 1st, 1st (U20); '00 - 3rd, 1st (U20), '00 (OT) - 2nd, '01 - 1st, '02 - 1st

International Championships:  
 Commonwealth Games: '02 - 100m Hurdles - 7th  
 Aus V NZ Trans Tasman Test: '01 - 100m H 1st - 13.91  
 World Junior Championships: '98 - 100m H - heat, '00 - 100m H - 5th, 4x100m 5th  
 East Asian Games: '01 - 100m H 3rd (13.35)  
 World University Games: '01 - 100m H 3rd, 4x100m 4th

**Progression:**

100m	2000	11.90
	2001	11.93
	2002	11.75
100m Hurdles	1996	14.50
	1997	14.28
	1998	13.47
	2000	13.12
	2001	13.12
	2002	13.09

**Events/PB's:**

100m	2002	11.75
100m Hurdles	2002	13.09

**Records:**

Australian U20 record - 100m Hurdles - 13.12,  
 Australian U18 record - 100m Hurdles - 13.72

**Interesting Facts:**

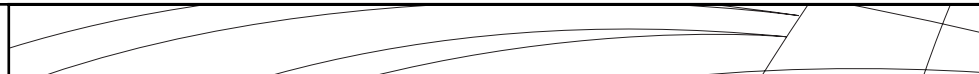
Jacqui's father John, was a professional golfer and her mother, Lee, represented Australia in hockey as a junior. At the 2000 Canberra GP, "Jac" tore her hamstring sidelining her until the February Nationals. Coached by 67-year-old ex-Ukrainian National coach, Fira Dvoskina, who coached Andrew Pym to a win in the 2001 Stawell Gift. Lives in Medowie, just north of Newcastle, and travels over two hours regularly to Sydney for coaching.

**Sporting Career:**

In 1999, at age 17, Jacque won the Australian Open and U20 100m hurdles titles. The fifth fastest hurdler in Australian history, Jacque lowered the Australian U20 record for 100m Hurdles four times in June and July 2000 and became the first Australian to set an Olympic 'B' Qualifier for the event. Whilst just missing the Olympic team, Jacque was selected for her second World Junior Championships held in Santiago, Chile, where she placed fifth in both the 100m Hurdles and 4x100m finals. Her 2001 international season has included a win in the Trans Tasman match, a third at the East Asian Games and the World University Championships. Enjoyed a solid 2002 domestic season winning the Telstra A-championships and securing her selection in the Commonwealth Games team. Placed seventh in the final at the Commonwealth Games running 13.31 after clocking 13.22 in the heats.

**Interests:**

When she's not jumping over hurdles Jacque enjoys getting out in the waves to surf. "Jac" also likes table tennis and shopping.



## Andrew Murphy

Date of Birth: 18/12/1969  
 Occupation: Athlete/Project Builder  
 Height: 185cm  
 Weight: 70kg  
 State: NSW  
 Coach: Keith Connor  
 Previous Coach: John Boas  
 Previous Coach 2: Efim Shuravetsky  
 Scholarship: NSWIS  
 Club: Sydney University  
 Place of Birth/Residence: Melbourne/Sydney  
 Marital Status:  
 Gender: Male

**Australian Championships:**  
 100 yards: '93 - 3rd (Aust), '95 - 1st  
 Long Jump: '90 - 3rd  
 Triple Jump: '87 - 2nd, '88 - 3rd, '89 - 4th, '90 - 1st, '91 - 2nd, '92 - 2nd, '94 - 1st, '95 - 1st, '96 - 1st, '97 - 1st, '98 - 1st '98 (CGT) - 1st, '99 - 1st, '00 - 1st, '00 (OGT) - 2nd, '01 - 1st, '02 - 1st

**International Championships:**  
 Commonwealth Games: '90 - 8th, '94 - 10th, '02 - 7th  
 Olympic Games: '96 - DNQ, '00 - 10th  
 World Championships: '95 - DNQ, '99 - 4th, '01 - qual. round  
 World Cup: '92 - 7th, '94 - 8th, '98 - 6th  
 World Indoor Championships: '97 - 5th, '01 - 3rd  
 World Junior Championships: '88 - 10th

Progression:		
Triple Jump	1988	16.33m(w)
	1989	17.18m
	1990	16.57m
	1991	16.64m
	1992	16.30m
	1993	16.29m
	1994	16.76m
	1995	16.79m
	1996	17.07m
	1997	17.18m
	1998	16.89m
	1999	17.32m
	2000	17.05m
	2001	17.07m/17.20m ind.
	2002	16.84m

Events/PB's:		
100m	1995	10.46
Long Jump	1991	7.88m
Triple Jump	1999	17.32m

**Records:**  
 Australian U20 record - Triple Jump - 17.18m

**Interesting Facts:**  
 Andrew's father, Mick, was a representative of the West Ham Soccer Club. "Murph" always wears black socks when competing and is a former CLEO Bachelor of the Year winner (1991). As a junior, he represented Victoria in golf and enjoys designing houses in his spare time. Andrew is coached by Keith Connor, World No.1 triple jumper in 1982 and Head Coach at Athletics Australia.

**Sporting Career:**  
 The World Junior finalist in 1988 claimed the Australian junior record in 1989 with a leap of 17.18m. It would be 10 years before he improved his personal best. At the 1999 World Championships he produced Australia's best result in triple jump at World Championships or Olympic Games since George Avery's silver in London in 1948. He placed fourth in a personal best which moved him to second on the Australian all time list behind Ken Lorraway's 17.46m. The result was also Australia's best ever in a horizontal jump, men's or women's since the World Championships began in 1983. Andrew contested the Triple Jump at the Sydney Olympics where he placed tenth in the final. He enjoyed a superb 2001 summer season, clearing 17 metres in three of his four domestic competitions. He travelled to the World Indoors where he won bronze, claiming his first medal in his 12th major championship. He returned to Australia where he won his eighth consecutive Australian triple jump title. In May he was crowned Telstra Male Athlete of the Year. He was severely hampered at the 2001 World Championships, battling to recover from a calf injury. Andrew finished fourth at the Goodwill Games. During the 2002 domestic season, suffered a rare defeat to improving Sydney athlete Jacob McReynolds. In April 2002 clinched his ninth consecutive and 10th overall National triple jump title. Selected in the 2002 Commonwealth Games team - his 14th national team. Andrew placed 7th in the Commonwealth Games triple jump final.

**Interests:**  
 Andrew enjoys movies, the beach, music and eating out.



## Liam Murphy

Date of Birth: 5/6/1979  
 Occupation: Software Engineer-Australian Government  
 Height: 174cm  
 Weight: 63kg  
 State: SA  
 Coach: AIS  
 Previous Coach: Ron Weigel, Rob and Roy McFadden  
 Scholarship: AIS  
 Club: Salisbury  
 Place of Birth/Residence: Adelaide/Canberra  
 Marital Status: Single  
 Gender: Male

**Australian Championships:**  
 3000m Walk: '94 - 1st (U18)  
 10000m Walk: '98 - 2nd (U20)  
 20km Walk: '01 - DSQ  
 30km Walk: '00 - 2nd  
 50km Walk: '01 - 1st, '02 - 1st

**International Championships:**  
 World Juniors: '98 - 10,000m Walk - 10th  
 World Championships: '01 - 50km Walk - DSQ  
 Commonwealth Games: '02 - 50km Walk - DSQ  
 World Walk Cup: '02 - 50km Walk 15th (team 4th)

<b>Progression:</b>		
10000m Walk	1994	47:48
	1995	46:17
	1996	46:17
	1997	44:23
	1998	42:57
	2002	42:27.81
20km Road Walk	1997	1:37.48
	1998	1:30.37
	1999	1:26.58
	2000	1:26.47
	2002	1:30.24
50km Road Walk	1999	4:17.53
	2001	3:54.37
	2002	3:55.20

<b>Events/PB's:</b>		
10000m Walk	2002	42:27.81
20km Road Walk	2000	1:26.18s
3000m Walk 1999		1:38.8
30km Road Walk	2000	2:16.07
5000m Walk 2000		20:12.2
50km Road Walk	2001	3:54.37s

**Records:**  
 SA Open State Record - 3000m Walk, 5000m Walk, 30km Walk, 50km Walk.

**Interesting Facts:**  
 Liam's parents decided to start Liam in athletics after they saw a photo in the local paper of a kid running cross-country. He joined Barossa Valley Little Athletics Club. To prepare fully for a major race, Liam will get a haircut the week before. He also likes Pasta, fast speed sessions, Seinfeld, Simpsons and having fun with friends.

**Sporting Career:**  
 Liam was a talented junior race walker winning selection in the Australian team for the 1998 World Juniors where he placed an excellent 10th. The next year (1999), Liam walked his first 50km and slashed nearly four minutes from his 20km Walk best. Liam moved to Canberra to take up an AIS Scholarship in 2000 and then in May 2001 the major breakthrough occurred when he won the National 50km Walk which doubled as the selection trial for the World Championships. Liam, aged just 21, walked a brilliant 3:54.37, clocking a AA World Championships qualifying time and moving to No. 6 in Australia history. He was unfortunately disqualified in his senior international debut in the 50km event at the 2001 World Championships. Won the CG 50km Walk trial in May 2002 to secure selection in the Commonwealth Games team. In sixth place at the 25km mark, Liam was disqualified from the Commonwealth Games 50km Walk. Was the best Australian performance at the 2002 IAAF World Race Walking Cup in Turin, where he placed an outstanding 15th in the 50km Walk and led home an all-time best fourth placing in the teams event.



## Monique Nacsa

Date of Birth: 26/10/1976  
 Occupation: Custodial Correctional Officer  
 Height: 177 cm  
 Weight: 85 kg  
 State: QLD  
 Coach: Scott Murphy  
 Previous Coach: John Zanfirache  
 Previous Coach 2: Bill Coull  
 Club: University of Queensland  
 Place of Birth/Residence: Mullumbimby NSW/Brisbane  
 Marital Status: Single  
 Gender: Female



**Australian Championships:**  
 Discus '94 - 1st (U20), '95 - 3rd, 1st (U20), '96 - 4th, 1st (U20), '97 - 3rd, '98 - Qual. R., '98 (CGT) - 5th, '99 - 4th, '00 - 3rd, '00 (OGT) - 3rd, '01 - 2nd, '02 - 2nd

**International Championships:**  
 Commonwealth Games: '02 - Discus - 8th  
 Aus V NZ Trans Tasman Test: '01 - Discus 1st  
 World Junior Championships: '94 - Discus 8th  
 World Student Games: '97 - Discus 17th  
 East Asian Games: '01 - Discus 2nd (57.45)

### Progression:

Discus Throw	1992	44.58m
	1993	47.16m
	1994	50.32m
	1995	51.04m
	1996	52.60m
	1997	54.34m
	1998	51.68m
	1999	54.39m
	2000	57.53m
	2001	57.93m
	2002	58.48m

### Events/PB's:

Discus Throw	2002	58.48m
--------------	------	--------

### Interesting Facts:

Currently a correctional officer, Monique hopes to secure employment in the Queensland Police Force. Her older sister Jane, was a talented discus thrower who threw a best of 48.24 in 1992.

### Sporting Career:

The three-time Australian junior discus champion first broke the 50m barrier whilst on tour with the World Juniors in 1994. Monique earned selection for the World University Games in 1997 where she finished 17th. She has continued to progress with personal bests in 1999, 2000 and 2001. Monique prepared very well for the East Asian Games, when she threw her lifetime best of 57.93 in a warmup meet in Sydney. Monique continued this form into the East Asian Games, where she threw over 54m five times in the competition and just missed her best with her second round effort of 57.45 to claim the silver medal. Although already at a high level, 2002 is the fourth year in succession that Monique has improved her pb. Placed 2nd in the CG trials, securing selection. Recorded a rare defeat of Alison Lever in May 2002.

### Interests:

Monique enjoys spending time with family, doing yoga, swimming at the beach and cooking, but dislikes early mornings.

## Aaron Neighbour

Date of Birth: 2/12/1977  
 Occupation: P/T Customer Service  
 Height: 198 cm  
 Weight: 123 kg  
 State: VIC  
 Coach: Bryan Neighbour  
 Scholarship: VIS  
 Club: Mentone  
 Place of Birth/Residence: Melbourne/ Melbourne  
 Marital Status: Single  
 Gender: Male

Australian Championships:  
 Shot Put: '96 - 3rd (U20), 9th (Open), '97 - 3rd (U20), 5th (Open), '98 - 3rd, '00 - 6th, '00(OGT)-  
 4th, '01-3rd  
 Discus: '00 - 2nd, '01-1st

International Championships:  
 Commonwealth Games: '98 - Shot Put - 6th

**Progression:**

Discus Throw	2000	56.13m
	2001	57.53m
	2002	58.22
Shot Put	1995	16.13m
	1996	16.80m
	1997	17.33m
	1998	18.95m
	2000	18.88m
	2001	18.70m
	2002	17.76

**Events/PB's:**

Discus Throw	2002	58.22
Shot Put	1998	18.95m

**Records:**

Australian U16 Shot Put - 19.05m - 4.5kg

**Interesting Facts:**

In '98 and '00 he underwent surgery on both his knees and suffered a back injury in '96 from a fall. At 16/17yrs Aaron was a medallist in the Victorian Schoolboys Weightlifting Championships. His sister, Gabrielle, is the leading junior hammer thrower in Australia, ranked 24th in the world. Aaron's younger brother, Brendan, was in Canada in August '00 as part of the Australian team contesting the NFL Flags World Cup, which is a junior touch football variation of Grid Iron.

**Sporting Career:**

Aaron just missed selection for the 1996 World Junior Championships but made huge improvement in '98 after finishing third in the national final behind Justin Anlezark and Clay Cross. Aaron threw a personal best of 18.95m in Melbourne just prior to the Commonwealth Games trials. Aaron was close to his PB at the '98 Commonwealth Games finishing sixth in the final. Aaron added the discus to his competition program in 2000, ironically claiming his first senior title in the 'newish' event in March 2001.

**Interests:**

Aaron enjoys fishing on Port Phillip Bay although he suffered a large setback in June '00 when the outboard motor from his boat was stolen.



## Gabrielle Neighbour

Date of Birth: 22/11/1983

Occupation: Student

Height: 168cm

Weight: 75kg

State: VIC

Coach: Bryan Neighbour

Scholarship: VIS

Club: Mentone

Place of Birth/Residence: Melbourne/Melbourne

Marital Status: Single

Gender: Female

Australian Championships:

Hammer: '01 - 2nd (U20), '02 - 1st (U20)

International Championships:

Commonwealth Youth Games: '00 Hammer - 1st

World Juniors: '02 Hammer - 4th

Progression:

Hammer Throw	1997	31.68m
	1998	36.35m
	1999	45.72m
	2000	55.78m
	2001	55.77m
	2002	60.17m

Events/PB's:

Hammer Throw	2002	60.17m
--------------	------	--------

Records:

Australian U18 Hammer - 55.78m

Victorian U16-U19 Hammer

Interesting Facts:

Joining Little Athletics as a six year old and realising potential in field events was the beginning of Gabrielle's involvement in athletics. Athletics talent runs in the family with Gabrielle's brother Aaron gaining 6th place at the Commonwealth Games in Kuala Lumpur, and sister Breanna was 3rd place in the hammer throw at the Victorian U20 Championships. Gabrielle's future goals include making an Olympic team.

Interests:

Other than athletics, Gabrielle enjoys swimming, netball, the beach, movies, holidays and sleeping in, and dislikes getting up early and bacon.



## Peter Nowill

Date of Birth: 15/06/1979  
 Occupation: Cardiac Technician  
 Height: 179cm  
 Weight: 68kg  
 State: QLD  
 Coach: Pat Clohessy  
 Previous Coach: Kevin Crisp  
 Club: University of Queensland  
 Place of Birth/Residence: Brisbane / Brisbane  
 Marital Status: Single  
 Gender: Male

Australian Championships:  
 3000m Steeple: '00 - 8th, '00 (OGT) - 8th, '01 - 1st

International Championships:  
 World University Games: '01 - 3000m Steeple - 11th  
 World Cup: '02 - 6th

### Progression:

3000m Steeple	2000	8:53.15
	2001	8:33.48
	2002	8:39.22
5000 metres	2000	14:16.15
	2001	14:15.97
	2002	14:22.96

### Events/PB's:

3000m Steeple	2001	8:33.48
5000m	2001	14:15.97

### Interesting Facts:

Peter is coached by one of the greats of the sport, Pat Clohessy. Pat coached at the AIS for many years directing the programs of leading Australian athletes like Shaun Creighton, Rob de Castilla and Simon Doyle. As an athlete, Pat competed for Australia at the 1962 Commonwealth Games where he placed seventh in the three mile. Peter has the benefit of training in one of the strongest distance squads in Australia with Al Stevenson, Duncan Long and Nick Lorenz amongst his training partners. Peter has the benefit of training with a strong distance squad which is based in Australia's University of Queensland.

### Sporting Career:

Peter started in Little Athletics in under-9s and also played soccer. He continued to do both athletics and soccer for eight years before focusing his attention towards athletics. At the age of 13/14 he met his first coach Kevin Crisp through school athletics. Kevin introduced Peter to some formalised training and continued to coach him for six years. Throughout his teens he became a leading Queensland track and cross country runner. He competed regularly at the National titles winning medals in the 3000/5000m and Cross Country Championships. Peter has made significant progress in the steeplechase since taking up the event in 2000. He has now only run 10 races at his new event starting with 9:12. Last season he broke the Queensland 3000m Steeplechase record becoming the greatest steeplechaser in QLD history. Also in 2001 he won the National title and clocked the fastest time by an Australian during the season. He ran well at the 2001 World University Championships placing 11th and just missing his personal best with a time of 8:44.57. Slashed nearly 10 seconds from his best to defeat Martin Dent in the Zatopek in December. His time of 8:33.48 elevated him to No 11 in Australian history. He proceeded to win the National title in 2001 and 2002 as well as lowering the Queensland record in the process. Peter recently claimed the 2002 Telstra Zatopek 3000m Steeplechase Malinowski title in a time of 8:37.27 - his best performance for 2002.

### Interests:

Peter likes mountain biking and kayaking and aims to become a registered Echocardiographer



## Paul Nunnari

Date of Birth: 6/2/1973  
 Occupation: Social Worker  
 Height:  
 Weight: 53kg  
 State: NSW  
 Coach: Andrew Dawes  
 Previous Coach: Jenni Banks  
 Previous Coach 2:  
 Previous Coach 3:  
 Scholarship: NSWIS  
 Club: Wheelchair Sports NSW  
 Place of Birth/Residence: Sydney NSW/Catherine Fields NSW  
 Marital Status: Single  
 Gender: Male



### International Championships:

Paralympics: '96 - 800m, 1500m, Marathon, '00 - 800m heat, 1500m semi, 5000m semi, Marathon 19th, 4x400m semi  
 IPC World Championships: '94 - 800m, 1500m, Marathon, '98 - 800m, 1500m, Marathon, 4 x 400m  
 Chicago Marathon: '02 - 3rd  
 Oita Half-Marathon: '02 - 1st  
 New-York Marathon: '02 - 3rd

### Events/PB's:

1500m	2001	3:00.88
5000m	2001	10:33.39
800m	2001	1:41.42
Marathon	2001	1:37:23

### Interesting Facts:

Competing at the Sydney Paralympics was Paul's fourth major championships, following his participation in the 1994 and 1998 World Championships and the 1996 Paralympics. Paul claims one of his hobbies is training. He is very close to his family and is the eldest child with three sisters.

### Sporting Career:

DISABILITY CLASSIFICATION T54 Wheelchair (Have normal arms and hand function. Have a range of trunk function from some to normal. May have some leg function).

In Sydney he contested the 800m, 1500m, 5000m, Marathon and 4x400m relay. Paul's classification is the toughest wheelchair class, at the Paralympics was one of the most spectacular and competitive with many events requiring three rounds, and provided many close races. Paul's relay team won their semi, but on times didn't earn a place in the final. In Paul's 5000m semi, he clocked a seasonal best time of 10:40.02 to place 12th, but amazingly he would have won the other semi-final. In recent competition, Paul has competed in three marathons in as many weeks - Twin Cities, 2nd place, Detroit 2nd place and now Chicago, 3rd place. Paul's dream of winning the prestigious Oita Half Marathon in Japan has finally come true. To round off 2002, Paul placed a magnificent third in the New York Marathon.

## Andrew O'Neill

Date of Birth: 5/7/1983  
 Occupation: Student  
 Height: 187cm  
 Weight: 71kg  
 State: NSW  
 Coach: Dick Telford  
 Previous Coach: David O'Neill  
 Scholarship: AIS  
 Club: Koorlingal-Wagga  
 Place of Birth/Residence: Inverell, NSW/Canberra  
 Marital Status: Single  
 Gender: Male

### Australian Championships:

800m: '96 - 2nd (U14), '97 - 2nd (U14), '98 1st (U16-AAS), '99 - 1st (U18-AAS), '99 - 1st (U18),  
 '00 - 1st (U18-AAS), '00 - 2nd (U18)

1500m: '96 - 2nd (U14), '97 - 1st (U14), '97 - 2nd (U15-AAS), '98 - 1st (U16 - AAS), '99 - 1st (U18-AAS), '00 - 1st (U18-AAS), '00 - 1st (U18),  
 '02 - 1st (U20)

3000m: '96 - 3rd (U15-AAS), '97 - 1st (U15-AAS)

### Progression:

1500m	1997	4:14.74
	1998	4:06.46
	2000	3:46.34
	2001	3:46.60
	2002	3:44.90
800m	1996	2:04.29
	1997	2:00.1
	1998	1:54.80
	2000	1:49.93

### Events/PB's:

1500m	2002	3:44.90
800m	2000	1:49.93

### Records:

Australian & NSW U18 1500m  
 Australian Primary Schools 10 years 800m

### Interesting Facts:

Nicknamed 'Skirt', Andrew, rates his career highlight as running in the same race as Noah Ngeng and breaking his own U18 1500m record in the process. Andrew's main goal is to represent Australia at the Olympics, World Champs and Commonwealth Games.

### Interests:

Aside from running, Andrew enjoys skateboarding as well as playing and listening to music.

## Shermin Oksuz

Date of Birth: 24/03/1984  
 Occupation: Deferring university - working casually  
 Height: 169cm  
 Weight: 58kg  
 State: WA  
 Coach: Craig Hilliard  
 Previous Coach: Lee Derby & Len Hughes  
 Scholarship: AIS  
 Club: University of Western Australia  
 Place of Birth/Residence: Perth/Canberra  
 Marital Status: Single  
 Gender: Female

### Australian Championships:

Long Jump: (All Schools) '98 - 3rd (U20), '00 - 2nd (U20), '01 - 1st, '01 (U20) - 1st, '01 - 1st (U18), '01 - 1st, (All Schools) '01 - 1st (U18 & U20), 02 - 1st (U20), 02 - 3rd

### International Championships:

World Junior Championships: '00 - Long Jump 9th (6.06), '02 - Long Jump 5th, 4x100m DQ

World Youth Championships: '99 - Long Jump - did not qual (5.73), '01 - 1st (6.41)

### Progression:

Long Jump	1996	5.15m
	1997	5.39m
	1998	5.66m/6.31mw
	1999	6.32m
	2000	6.30m
	2001	6.45m/6.65mw
	2002	6.43m

### Events/PB's:

100m	1998	12.01
	2001	11.93w
Long Jump	2001	6.65w
	2001	6.45m

### Records:

Australian U16 record - Long Jump - 6.32m

### Interesting Facts:

Shermin's younger sister Alyce also competes in the long and triple jump.

### Sporting Career:

Shermin made a break though in late 1998 at the Australian All Schools when she won the U16 and U18 titles with wind assisted jumps of 6.08m and 6.31m. She jumped better at the Australian Youth Championships in March 1999, where she claimed the U16 and U18 titles with leaps of 6.19m and 6.32m. Shermin also won the U16 100m. These performances won her selection in the team for the inaugural World Youth Championships in Bydgoszcz, Poland. Shermin's 6.32m placed her favourite for the event, but she didn't progress from the qualifying round after her series included foul, 2.91m and 5.73m on the last jump. Disappointingly she had required only 5.81m to make the final and the event was eventually won with a leap of 6.29m. The summer of 1999/00 did not see Shermin in good shape. In six jumps at various National titles, she could only leap a best of 5.95m and 6.06m windy. But by the time of the Olympic trials in August 2001, Shermin was back to her best shape and leapt 6.21m to secure a place in the team for the World Juniors, where she finished ninth in the final. In the late summer of 2000/01 Shermin was in awesome form, easily securing her place in the team for the World Youth, by winning the U18 long jump with a windy jump of 6.27m. On her seventeenth birthday, Shermin easily won the Australian U20 long jump title with a PB leap of 6.45m including three jumps over her previous pb of 6.32m. The next day she contested the open title and after the third round found herself in the lead, a position she would relinquish only on the second last jump of the competition to New Zealander Chantal Brunner. Shermin had achieved wind assisted leaps 6.65m and 6.52m on her way to the national title. The world No. 1 U18 confirmed her ranking with a win in the long jump at the World Youth Championships with a near personal best leap of 6.41m. At the 2002 Telstra A-championships, Shermin placed 4th in the open and won the U20 long jump titles, to confirm her position in the team for the World Junior Championships.

### Interests:

Shermin, who started athletics when she was aged seven, enjoys going to the beach, shopping and parties.



## Tim Parravicini

Date of Birth: 25/04/1981  
 Occupation: Uni Student-Secondary PE at Uni Canberra (3rd year)  
 Height: 189cm  
 Weight: 80kg  
 State: ACT  
 Coach: Craig Hilliard  
 Previous Coach: Gary Cairns & Gary Bourne  
 Previous Coach 2: Peter Hall  
 Scholarship: AIS  
 Club: Combined Universities  
 Place of Birth/Residence: Townsville/Canberra  
 Marital Status: Single  
 Gender: Male



Australian Championships:  
 Long Jump: '99 - 2nd U20, '00 - 3rd U20, '01 - 2nd, '02 - 1st

International Championships:  
 Aus V NZ Trans Tasman Test: '01 - Long Jump - 2nd (7.57w)  
 World Junior Championships: '00 - Long Jump - 5th (7.65)  
 East Asian Games: '01 - Long Jump - 6th (7.30)  
 Commonwealth Games: '02 - Long Jump - 9th

**Progression:**

Long Jump	1997	7.26m
	1998	7.29m
	1999	7.35m
	2000	7.65m/7.66m(w)
	2001	7.94m
	2002	7.94m

**Events/PB's:**

Long Jump	2001	7.94
-----------	------	------

**Interesting Facts:**

Tim's career highlight was his selection in the 2000 World Junior team. Tim represented North Queensland in touch football in 1999. He was awarded the Junior Sportsman of the Year award in 1994 during the Australia Day Awards as well as numerous other Sportsman of the Year awards in Townsville. Tim, Open Australian Champion Peter Burge and Australian U20 champion, Scott Crowe, are all former or current residents of Townsville. He likes to drink a 'Red Bull' before competition. Tim is studying Secondary PE at Canberra Uni and in 2002 is in his 3rd year of the four year degree.

**Sporting Career:**

The Queensland long jumper made the 2000 World Junior team after a 6th placing in open competition at the Telstra Olympic Trials behind Olympic silver medalist Jai Taurima and finalist Peter Burge. In Santiago, Chile, Tim placed 5th setting a personal best in the qualifying round and final. His 5th placing was the best performance at the World Juniors by an Australian since David Culbert placed fourth in 1986. While still in his teens, he added 29cm to his personal best in a high quality national championship in 2001, where he finished a close 2nd to Olympic finalist, Peter Burge. He placed 6th at the East Asian Games in May, but due to a serious hamstring injury, Tim was forced to withdraw from the World University Games. Relocated to Canberra on an AIS scholarship in mid-2001. Secured Commonwealth Games selection at the Telstra A-championships with an equal pb of 7.94m and his first open national title. After a solid 7.74m in the qualifying rounds, Tim had to settle for 9th in the final of the Commonwealth Games with a leap of 7.60m.

**Interests:**

Tim's hobbies include touch football, movies and music.

## Paul Pearce

Date of Birth: 8/11/1977  
 Occupation: Athlete  
 Height: 183cm  
 Weight: 80kg  
 State: QLD  
 Coach: Cliff Mallett  
 Previous Coach: Barry McLeod  
 Club: Athletics Essendon  
 Place of Birth/Residence: Gisborne, VIC/Brisbane  
 Marital Status: Single  
 Gender: Male

Australian Championships:  
 100 metres: '95 - 2nd (U20), '96 - 2nd (U20), '97 - semi, '99 - heat,  
 200 metres: '96 - 2nd (U20), '97 - 3rd, '99 - heat, '00 (OGT) - heat, '02 - 8th  
 400 metres: '00 - semi, '00 (OGT) 7th, '01 - 1st, '02 - 3rd

International Championships:  
 Commonwealth Games: '02 - 4x400m - 5th  
 World Junior Championships: '96 - 100m semi, 200m 6th, 4x100m 3rd  
 World University Games: '97 - 200m 2nd Round, 4x100m heat, '01 - 400m 2nd round, 4x400 4th


Progression:		400m	1996	47.84	
100m	1993	11.00	1999	47.17	
	1994	10.84	2000	46.55	
	1995	10.84	2001	45.87	
	1996	10.55	2002	45.84	
	1997	10.71			
	1999	10.73			
	2000	10.61			
	2001	10.30			
	200m	1993	22.20		
		1994	21.86		
1995		21.86			
1996		21.09			
1997		20.58			
1998		20.90			
1999		21.20			
2000		21.12			
2001		20.75			
2002		20.91			

### Sporting Career:

Paul is an outstanding sprint prospect who came of age at the 1996 World Juniors. Having just missed the 100m final, Pearce stepped out in style in the 200m running what he described as the race of his life to finish 6th, just 2/100th of a second off a medal. Paul capped off a successful championship with a bronze in the relay. Competing at the 1997 Nationals, Paul ran a brilliant 20.58 in the heats, then clocked 20.78 to win the bronze medal. Despite an interrupted preparation Paul went to Europe in an attempt to qualify for the 1997 World Championships relay squad. Unfortunately he missed selection for Athens however he ran the individual 200m at the World University Games. A few years of injury in the late '90s were followed by a major breakthrough in a new event when he took the national 400m title in March 2001. After a four year absence, he returned to the international stage, competing at the World University Games. He proceeded to the quarter-finals in the 400m and helped the 4x400 team to 4th in the final. Continued to make progress at 400m during the 2002 domestic season, lowering his pb to 45.84 and placing third in the Nationals. Relocated to Brisbane to train with Cliff Mallett in May 2002. Paul ran two great legs (heat - 45.9, final - 45.2) in the 4x400m relays at the Commonwealth Games, helping the team to fifth place in the final.

### Interests:

Paul's interests are wrestling, soccer and AFL



## Frederic Periac

Date of Birth: 5/3/1970  
 Occupation: Athlete  
 State: VIC  
 Coach: Andrew Dawes  
 Club: Wheelchair Sports Victoria  
 Place of Birth/Residence: France / Melbourne, VIC  
 Marital Status: Married  
 Gender: Male

### International Championships:

Paralympics: '96 - 200m semi, 400m semi, 800m semi, '00 - 400m, 1500m, 1500m  
 World Championships: '94 - 200m final, 400m final, '98 - 4 x 100m 1st, 200m semi, 800m semi, 400m final, '02 - 1500m 9th, 800m SF

### Events/PB's:

1500m	2001	3:06.59
400m	2001	50.69
5000m	2001	10:49.00
800m	2001	1:40.25

### Interesting Facts:

Frederic won the Disabled Sportsman of the Year for Guadeloupe, FRA in 1993 and has won the Regional Sports Awards in France from 1994 to 2000.

### Sporting Career:

**DISABILITY CLASSIFICATION:** T54 (Paraplegia predominantly affecting lower limbs)

Frederic has joined Australia from his home nation of France for who he represented in Sydney 2000 in the 400m, 1500m and 4 x 100m relay. As an athlete with polio in his left leg, he chooses to compete in the toughest wheelchair class-T54. Frederic has competed at World Championships in 1994 and 1998 and at the 1996 and 2000 Paralympics and he qualified for Australia and returned to his home country, this time in green & gold.

### Interests:

When he's not training, Frederic enjoys being a handyman around the house, spending time with his new family and experiencing the Australian culture. Of course his biggest dislike is Vegemite and has a bad habit of being talkative, even in French.



## Nova Peris

Date of Birth: 15/02/1971  
 Occupation: Mother/Artist/Athlete  
 Height: 170cm  
 Weight: 58kg  
 State: NT  
 Coach: Craig Hilliard  
 Previous Coach: Peter Fortune, Sean Kneebone  
 Previous Coach 2: John Smith  
 Previous Coach 3:  
 Scholarship: NTIS  
 Club: Melbourne University  
 Place of Birth/Residence: Darwin/Canberra  
 Marital Status: Married  
 Gender: Female



Australian Championships:  
 100 metres: '95 - 7th, '97 - 3rd, '98 - 2nd, '98 (CGT) - 3rd  
 200 metres: '95 - 5th, '97 - 6th, '98 - 3rd, '98 (CGT) - 2nd, '00 -3rd, '00 (OGT) - 3rd, '01 - 3rd  
 400 metres: '00 - 4th, '00 (OGT) - 1st, '01 - 1st  
 Long Jump: Pacific School Games '82 - 3rd

International Championships:  
 Commonwealth Games: '98 - 100m - 6th, 200m - 1st, 4x100m - 1st  
 Goodwill Games: '98 - 200m - 5th  
 Olympic Games: '00 - 400m - (SF), 4x400m - 5th  
 Pacific School Games: '82 - Long Jump - 3rd  
 World Championships: '97 - 4x100m - heat, '99 - 100m - 2nd Rnd, 200m - semi

Progression:			400m	1999	53.18s
100m	1995	11.88s		2000	51.28s
	1996	12.01s		2001	52.49s
	1997	11.44s			
	1998	11.38s	Events/PB's:		
	1999	11.26s	100m	1999	11.26s
	2000	11.41s	200m	1999	22.74s
	2001	11.63s	400m	2000	51.28s
200m	1995	23.65s	Records:		
	1997	23.49s	Australian record - 4x400m - 3:23.81		
	1998	22.77s			
	1999	22.74s			
	2000	23.20s			
	2001	23.12s			

### Interesting Facts:

The first Aboriginal and NT resident to win an Olympic gold medal, Nova is also an accomplished artist with aboriginal "Dreamtime" paintings and designs around the globe. A mother at 19yrs, Nova won the Young Australian of the Year award in 1997. She released the commemorative "Nova Swatch", a Swatch Watch she designed in the lead up to the Olympics. Nova has also designed two commemorative coins for the Olympics with one of the coins winning 2nd prize at the 1998 World Coin Fair and she has released a set of three commemorative Olympic pins. Nova is a member of the "Muran Clan", the traditional owners of the famous Kakadu and Arnhem Land regions. In 1998 Nova attended the Constitutional Convention at the request of the Prime Minister, John Howard, to give two highly inspirational speeches. Nova was announced as a board member of Australia's new National Depression Institute in July 2000. As a junior, Nova was given the nickname "Licorice Legs" for her speed. She has two pet dogs "Rebel" and "Max" and a rabbit called "Patch". Nova was the first runner in the Olympic Torch Relay in Australia starting from Uluru, NT.

### Sporting Career:

1994 World Cup Hockey and 1996 Atlanta Olympics gold medallist with the Australian women's hockey team, Nova has chosen to concentrate on track and field, a sport she contested with some success during the 1994/95 season. Nova became the first Australian track and field athlete to win international gold medals in two different sports when she claimed the 200m title at the 1998 Commonwealth Games. Also ran a superb third leg to claim another gold in the 4x100m. Stepped up to 400m during 2000 and confirmed her amazing versatility by gaining Olympic 'A' Qualifying standards in the 100m, 200m and 400m events. Victory in the 400m at the Telstra Olympic Trials confirmed Nova's place on the 2000 Australian Olympic team. At the Olympics Nova set a 400m personal best of 51.28s in the quarter-final making it through to the semi-final where she placed eighth. Her good form continued to the 4x400m relay where Nova joined with Freeman, Gainsford-Taylor and Lewis to set a new Australian record of 3:23.81 in the final, finishing fifth. In March 2001, Nova won the National 400m title - her first Australian Championships. Nova has resumed training and will be back in competition for the 2003 Telstra A-series.



## Clinton Perrett

Date of Birth: 11/5/1983  
Occupation: Student, 2nd Year Human Movement Deakin Uni ('02)  
Height: 183cm  
Weight: 62kg  
State: VIC  
Coach: Doug Grinstead/Steve Hore  
Club: Sandringham  
Place of Birth/Residence: Melbourne/Melbourne  
Marital Status:  
Gender: Male

Australian Championships:  
Cross Country: '01 - 3rd (U20)  
5000m: '01 - 2nd (U20)

Interesting Facts:  
Clinton trains with one the current Victorian 800m champion, Neil Brennan.

Sporting Career:  
Clinton started athletics when he was 10 years old, immediately taking a liking to endurance events. In 2001 he placed third in the National junior cross country and second on the track over 5000m.

## Paul Peulich

Date of Birth: 10/9/1984  
 Occupation: Student  
 Height: 186cm  
 Weight: 96kg  
 State: VIC  
 Coach: Tom Hancock, Dorijan Klasnic, Joe Quigley  
 Previous Coach: Hans Lotz  
 Club: Sandringham  
 Place of Birth/Residence: Melbourne/Melbourne  
 Marital Status: Single  
 Gender: Male

Australian Championships:  
 Shot Put: '01 - 1st (U18), '02 - 4th (U20)  
 Discus: '01 - 10th (U18), '02 - 4th (U20)  
 Hammer: '01 - 2nd (U18), '02 - 2nd (U20)

International Championships:  
 World Junior Championships: '02 - Shotput DNQ, Hammer Throw DNQ

Events/PB's:		
Discus Throw	2001	52.50m (1.5kg)
Hammer Throw	2001	66.19m (5kg)
	2002	61.25m (7.2kg)
	2002	68.43m (6kg)
Shot Put	2001	19.28m (5kg)
	2002	16.07m (7.2kg)
	2002	18.99m (6kg)

### Interesting Facts:

Paul has assembled a terrific support team of coaches covering technique, conditioning/speed and flexibility. The team includes national discus coach, Tom Hancock and two-time Commonwealth Games representative Joe Quigley and Croatian Dorijan Klasnic. Paul started competing when he was five, but also played Aussie Rules and was selected in National Tennis squads/team - McDonalds, Shell and Coca Cola. Paul also participates in community services like Red Shield appeal and Red Cross Calling.

### Sporting Career:

Paul has consistently won throwing medals at the National Championships for the last few years. What is unique with Paul is that he has contested all four throws at National championships. Paul made significant progress last summer. In December 2000, while competing at the Australian All Schools, Paul placed third and fifth twice, with distances of 16.72m (shot), 48.70m (discus) and 57.10m (hammer). He performed well at the Sydney Youth Olympic Festival in January, where he was third in the hammer and won the shot with a good putt of 17.67m. But by February, at the Australian Youth Championships, the improvement was way more obvious when Paul collected gold, silver and bronze with much improved throws of: 17.90m (shot), 52.50m (discus) and 66.19m (hammer). Started to really specialise in the shot and hammer throws, eventually securing World Junior qualifying performances at the end of the 2002 domestic season.



## Jana Pittman

Date of Birth: 9/11/1982  
 Occupation: Student/Athlete  
 Height: 181  
 Weight: 67  
 State: NSW  
 Coach: Phil King  
 Previous Coach: Jackie Byrnes & Fira Dovskina, Craig Hilliard  
 Previous Coach 2: Wayne Clarke  
 Club: Hills District  
 Place of Birth/Residence: Sydney/Melbourne  
 Marital Status: Single  
 Gender: Female

Australian Championships:  
 200m: '99 1st (U18)  
 400m: '99 1st (U18), '00 3rd  
 400m Hurdles: '98 1st (U18), '99  
 1st (U18), '01 1st, '02 1st



### International Championships:

Commonwealth Games: '02 - 400m hurd - 1st, 4x400m - 1st  
 Olympic Games: 2000: 400m Hurd - heat, 4 x 400m - 5th (ran heat)  
 World Junior Championships: '00 - 400m - 1st, 400m Hurd - 1st, 4 x 400m - 7th  
 World Youth Championships: '99 - 400m - 7th, 400m Hurd - 1st  
 World Cup: '02 - 400mH - 3rd

### Progression:

400m	1999	51.80
	2000	51.76
	2001	51.74
	2002	52.37
400m Hurdles	1999	56.23
	2000	55.20
	2001	55.93
	2002	54.14

200m	1999	23.60
400m	2001	51.74
400m Hurdles	2002	54.14

### Records:

Commonwealth games Record: '02 - 4x400m - 3.25.63s  
 World Junior Record: 400m hurdles - 55.20s  
 Australian U18 & U20 Record: 400m hurdles - 55.20s  
 Australian U18 Record: 400m - 51.80s

### Events/PB's:

100m	2001	11.94
100m Hurdles	2000	13.92

### Interesting Facts:

Before competition, Jana always paints her finger and toe nails in the colours of who she is representing (i.e. club, state, nation) and wears a gold bracklet given to her by her former training partner, Melinda Gainsford-Taylor. This year (2002) Jana commenced a Science degree by correspondence from Monash University. Jana's stride pattern is 15 strides to the 8th hurdle, then 16 strides to the 9th and 10th hurdles.

### Sporting Career:

Jana's first Australian medal was in the 200m hurdles at the Australian under-15 in December 1996. But it was in October 1998, still aged 15-years, that Pittman started to stamp herself as one of the future stars of Australian track and field. The next two years would see her win world titles and become the fastest junior 400m hurdler in history. Competing at the NSW All Schools in October 1998, Pittman made her 400m hurdles debut, then in March 1999, Jana won the 200m, 400m and 400m hurdles at the trials for the World Youth (U18) Championships. In her first season over 400m hurdles she had clocked 57.74, and also recorded performances of 12.13 (100m), 24.17/23.95w (200m), 53.80 (400) and 14.69 (100H). Over just three days of competition, Jana raced five times at the World Youth (U18) Championships held at Bydgoszcz in Poland, where she won the 400 hurdles and placed seventh in the 400m. By Christmas 1999, Jana had dramatically slashed her bests to 56.23 (400H), 51.80 (400m) and 23.60 (200m) and had become a genuine Olympic team prospect. At the 2000 Australian Championships, Jana placed third in the 400m, then in March 2000, while on a tour of South Africa, she equalled the World Junior 400m hurdles record with a dazzling time of 55.20. In August she won the 400m hurdles at the Olympic trials. At the Olympics, Jana placed third in her heat, missing a semi-finals berth by just one position. Jana was selected in the 4x400m relay team and ran a storming third leg in the heats, clocking 51.10. The team clocked 3:24.05, breaking a 25-year-old Australian record. Less than three weeks later, in between High Schools Certificate exams, Jana contested the World Junior Championships in Chile, where she won the 400m and 400m hurdles double. Jana became the first woman to achieve this double at an IAAF/IOC (Olympics, World Champs, World Juniors or World Cup) event. The performance had only ever been achieved in regional competition by Australia's Debbie Flintoff-King (Commonwealth Games in 1986) and Indian PT Usha (Asian Games in the 80s). In November 2000, Jana was presented the IAAF's Rising Star award. Despite a patchy 2001 summer season, Jana won her first open national title in the 400m hurdles. In April 2001, Jana relocated to the AIS and was forced to withdraw from the team for the 2001 World Championships, with plantar fasciitis. In very good form in late 2001 and with just weeks remaining as a junior athlete, Jana decided to attempt to break her own World Junior 400m hurdles record, but running virtually solo, she missed the record running an impressive 55.93. A mid-season hamstring injury slowed her progress in the 2002 domestic season, but at the conclusion to the season, the Telstra A-championships, she won her second 400m hurdles title in a superb fast 55.34.

While still in her teens, started her 2002 International season with three consecutive pbs. She ran 55.08 in Darwin, then 54.94 on 30 June in Sheffield and finally on July 5, a major win at the Paris Golden League running 54.58 and beating class field. Jana smashed her recent pb in the heats at Manchester clocking 54.14, the second fastest time in the world for 2002. In the final she won comfortably with a time of 54.40, then anchored the 4x400m relay to gold with a superb 50.38 - the third fastest relay split ever by an Australian. At the Madrid World Cup she firmly placed herself as a rising star in world competition with a third placing.

### Interests:

Jana is known for her fascination with collecting stuffed wombat toys and her nicknames are Guarma and Sticks.

## Michael Power

Date of Birth: 9/5/1976  
 Occupation: Personal Trainer/Athlete  
 Height: 185 cm  
 Weight: 68kg  
 State: VIC  
 Coach: Bruce Scriven  
 Previous Coach: Greg Power, John McDonnell  
 Scholarship: VIS  
 Club: Glenhuntly  
 Place of Birth/Residence: Ferntree Gully, Vic/Frankston  
 Marital Status: Single  
 Gender: Male

**Australian Championships:**  
 1500 metres: '94 - 3rd (U20)  
 5000 metres: '00 - 1st, '01 - 1st, '02 - 2nd  
 10,000 metres: '02 - 3rd

**International Championships:**  
 Commonwealth Games: '02 - 5000m -8th  
 Olympic Games: '00 - 5000m heat  
 World Cross Country: '00 - 69th, '01 - 24th, '02 - 21st  
 World Junior Championships: '94 - 1500m 5th  
 World Junior Cross Country: '94 - 98th

### Progression:

1000m	2002	28:49.73
1500m	1993	3:46.73
	1994	3:43.86
	1995	3:41.31
	1996	3:45.24
	1997	3:43.88
	1998	3:41.41
	1999	3:47.38
	2000	3:40.94
	2001	3:40.76
	2001	7:47.84
3000m	2000	7:46.22
	2001	7:47.84
5000m	1998	13:41.63
	1999	13:36.37
	2000	13:27.07
	2001	13:23.56
	2002	13:34.04

### Events/PB's:

1500m	2001	3:40.76
3000m	2000	7:46.22
5000m	2001	13:23.56
Mile	1995	3:58.03

### Interesting Facts:

Michael is the younger brother of World Junior medallist and Commonwealth Games representative Susie. He became the youngest Australian to ever go under 4 minutes for the mile in 1995. His superstition when racing is to bless his face before the start. He received the '93 Fred Lester Award for the Most Outstanding Middle Distance Junior.

### Sporting Career:

Former world junior finalist over 1500m, who spent most of 1996 to 1999 studying in the USA at the University of Arkansas where he also finished second in the illustrious NCAA Cross Country Championships in 1999. Back home in 2000 he improved on the track becoming Australia's newest distance star over 5000m with numerous victories on the Australian Grand Prix circuit and an Olympic 'A' Qualifier. Selected to represent Australia in the 2000 Olympics for 5000m after finishing second at the Telstra Athletics Trials. Michael lowered his personal best for 3000m to 7:46.22 at a pre-Olympics warm up meet. At the Games he finished 13th in his 5000m heat missing a place in the final. Michael enjoyed a very solid 2001 season, lowering his 1500m and 5000m bests, and placing 24th in the short course at the World Cross Country Championships. After battling an Achilles injury in late 2001, Michael was back on track, with his inclusion in the Australian team for the 2002 World Cross Country Championships. He prepared well for the World Cross Country with a 2nd placing in the Australian 5000m Championship on March 7 at the Telstra A-series meet in Melbourne. Placed a brilliant 21st in the World Cross Country Championships in March 2002 followed by a promising 10,000m debut of 28:49 to place 3rd in the Nationals. Selected in the 2002 Commonwealth Games team in the 5000m - his 7th national team. Michael placed eighth in the 5000m at the Commonwealth Games.



## Susie Power

Date of Birth: 26/03/1975  
 Occupation: Athlete  
 Height: 176cm  
 Weight: 58kg  
 State: VIC  
 Coach: Said Aouita  
 Previous Coach: Greg Power, Chris Wardlaw  
 Scholarship: VIS  
 Club: Glenhuntly  
 Place of Birth/Residence: Melbourne/Melbourne  
 Gender: Female

**Australian Championships:**  
 1500 metres '93 - 1st, '95 - 5th  
 3000 metres '93 - 2nd  
 5000 metres '99 - 3rd  
 Cross Country '93 - 1st

**International Championships:**  
 Commonwealth Games: '94 - 3000m 5th, '02 - 10,000m - 3rd  
 World Cross Country: '99 - 40th  
 World Cup: '94 - 3000m 4th  
 World Junior Championships: '92 - 3000m 8th, '94 - 3000m 2nd  
 World Junior Cross Country: '92 - 12th, '93 - 5th, '94 - 12th  
 Goodwill Games: '01 - 5000m 5th 15:23.87, 10000m 3rd 31:50.36



Progression:	Year	Time
10000m	2001	31:26.34
	2002	31:32.20
1500m	1991	4:26.72
	1992	4:18.10
	1993	4:14.46
	1994	4:13.79
	1995	4:12.02
	1999	4:17.45
	2000	4:14.70
	2000	4:14.70
3000m	1991	9:40.80
	1992	9:04.30
	1993	8:59.71
	1994	8:56.93
	1995	9:01.47
	1999	9:39.00
	2000	8:57.08

Year	Time
1999	15:23.18
2000	15:27.07
2001	15:23.87

Events/PB's:	Year	Time
10000m	2001	31:26.34
1500m	1995	4:12.02
3000m	1994	8:56.93
5000m	1999	15:23.18
Mile	1992	4:32.73

**Records:**  
 Australian Allcomers and U20 record - 1000m - 2:39.4  
 Australian U20 record - Mile - 4:32.73  
 Australian U20 record - 2000m - 5:50.47

**Interesting Facts:**  
 Susie's brother, Michael, was the Australian 5000m champion in 2000 and she is coached by her father, Greg. Like her brother, Susie always blesses her face before the start of a race. Her regular training partners are her two border collies. Gave birth to a son, Jai, in December 2000.

**Sporting Career:**  
 Susie compiled an impressive record as a teenager, including three top-12 finishes at the World Junior Cross Country Championships. In her last major junior competition, the 1994 World Championships in Lisbon, Susie stamped herself as an athlete of the future. She placed a gallant second in a world class field, which included Kenyan Sally Barsosio, who had 12 months previously become the youngest ever medalist at the World Championships, when she placed 3rd in the 10,000m, but she would go on to win the 1997 title. The winner of the race was Romanian Gabriela Szabo, who became the finest distance runner in the world in the late '90s and early '00s. In September, Szabo just edged Susie for the bronze medal in the 3000m at the World Cup. Throughout the remainder of the '90s, Susie showed glimpses of brilliance, but for various reasons, including injury, she would fail to proceed. In early 1999, Susie ran two sub-15:30 5000m times and hopes of Olympic selection looked good. Susie had another solid summer in 2000, where she clocked 4:14.70 (1500m), 8:57.08 (3000m) and 15:27.07 (5000m), but she would not contest the Telstra Olympic trials in August as she had fallen pregnant. In December 2000, Susie gave birth to Jai, and before he was home from hospital Susie was back running. An achilles injury delayed a full resumption to training, but by March she was back in solid work. On July 21 2001, she ran a fast 19:02 for her 6.2km leg at the Victoria Road Relay Championships, then the major breakthrough occurred on August 12, when she broke Lisa Ondieki's 1988 City to Surf race record. She was invited to contest the Goodwill Games, where she placed fifth in the 5000m, clocking 15:23.87, just outside her personal best, and an excellent third in the 10,000m where she smashed her personal best by over a minute to clock 31:50.36, the second fastest time in Australian history. In December 2001, Susie closed within 10 seconds of Ondieki's 10,000m record with a scintillating win in the Telstra Zatopek Classic, becoming the second fastest Australian all-time. During 2001, Susie also took out the Burnie Ten, Adelaide City-Bay, New Balance Bolt, Sunday Telegraph Bridge Run and Olympic Dream. Competing in cool and wet conditions in the annual Zatopek, Susie ran superbly to clock 31:26.34, the second fastest 10,000m in Australian history and the No 4 performance in the world for 2001. Struggled with an achilles injury during the 2002 domestic season, but was back in good form by May 2002. Ran a tremendous race to place third in the 10000m at the 2002 Commonwealth Games in a time of 31:32.20, the 8th fastest in the world. Susie recently defended her Zatopek 10,000m title in the time of 31:58.43.2.

## Petrina Price

Date of Birth: 26/04/1984  
 Occupation: Student - Year 12 Woonona High  
 Height: 181 cm  
 Weight: 55kg  
 State: NSW  
 Coach: Peter Lawler  
 Previous Coach: Stephen Price  
 Scholarship: NSWIS  
 Club: Athletics Wollongong  
 Place of Birth/Residence: Greenacre, Sydney/Bulli NSW  
 Marital Status: Single  
 Gender: Female

Australian Championships:  
 High Jump: '00 (U20) - 2nd, '01 (U18) - 1st, '01 (U20) - 1st, '01 - 2nd, '02 - (U20) 1st, '02 - 1st

International Championships:  
 Commonwealth Games: '02 - High Jump - 6th (1.79)  
 World Youth Championships: '01 - 2nd (1.81)  
 World Junior Championships: '00 - 7th (1.80), '02 - 3rd (1.87)

Progression:		
High Jump	1998	1.55m
	1999	1.79m
	2000	1.85m
	2001	1.90m
	2002	1.88m

Events/PB's:		
High Jump	2001	1.90

### Interesting Facts:

Petrina started athletics at school when she was aged eight. She watched other athletes doing the flop and successfully copied it, placing third in her first competition. As she suffered from asthma and showed natural ability, her parents decided to enroll her in Little Athletics. She is coached by Peter Lawler who, is a six-time national javelin medallist and guided Louise McPaul to silver in the javelin at the Atlanta Olympics.

### Sporting Career:

This Wollongong athlete has made amazing progress over the last four years. At the conclusion of the 1998/99 season, Petrina was the No 5 ranked U15 high jumper in Australia, 12 months on she had moved to No 2 open in Australia and then the following year to No 1 open in Australia, while still aged 16. Petrina started the 1999/2000 season with a pb of 1.67m but at the December 1999 Australian All Schools, she started to make progress, claiming a gold and two silver medals with leaps of 1.78m, 1.78m and 1.79m. Another major break through occurred on the 15 January 2000 at the Canberra Grand Prix, when she cleaned up a top field including Sherry Morrow (pb 1.88) and Lisa Bruty (pb 1.90) with a personal best and World Junior qualifying height of 1.84m. An injury slowed continued progress that season. At the Olympic trials in August 2000, Petrina gave dual Olympian, Alison Inverarity a tough battle for the honour of representing Australia at the Sydney Olympics Petrina eventually finished second and secured her place in the team for the 2000 World Juniors. In her international debut, in Santiago, Petrina was superb. Very competitive qualifying rounds required her to place in the top-12, but as the competition progressed it was becoming obvious that 1.80m would not secure a place in the final and a clearance at 1.83m would be required. Petrina was over 1.80, but had two misses at 1.83m. But under pressure, Petrina was tremendous, clearing the bar and progressing into the final, where she cleared 1.80 to place seventh. Petrina was the youngest in the top-8. Her best leap for the year (1.85m) ranked Petrina equal No 1 U17 in the world for 2000. Domestically in 2000/2001 women's high jumping in Australia was dominated by Petrina, starting with dual gold medals at the Australian All Schools in December, a win in the Sydney Youth Olympic Festival and the Australian Youth Championships U18 title. After an undefeated series of four wins on the 2001 Telstra Athletics Grand Prix circuit with a best clearance of 1.85m in Hobart her first open title looked a safe bet. But unfortunately Queensland's Carmen Hunter would take the title, as Petrina cleared a below par 1.78m. The next day she returned to top form with a lifetime best of 1.88m to win the junior title. In difficult weather conditions, the following week in trying weather conditions she won the high jump in the match against New Zealand with a tremendous leap of 1.86m. Selected for the World Youth (U18) Championships, Petrina claimed her first international medal, winning silver with a height of 1.81m. Claimed two golds at the 2001 Australian All Schools Championships with heights of 1.87m and 1.90m - the two highest leaps in 25 years of Australian All Schools history. Her 1.90m leap was a Commonwealth Games A qualifier, the No 6 performance by a junior in the world in 2001 (No 1 U18) and the highest leap by an Australian for nearly three years. In April 2002, she won the open and U20 National titles, securing selection in the 2002 World Junior and Commonwealth Games teams. At the World Juniors, Petrina claimed bronze with her jump of 1.87m.

### Interests:

Petrina is the eldest of five girls and enjoys hanging out with friends, going to the beach, going to movies, listening to music and rollerblading.



## Ryan Purcell

Date of Birth: 24/01/1983  
 Occupation: WA LAs Development Officer/Student  
 Height: 187cm  
 Weight: 79kg  
 State: WA  
 Coach: Lyn Cole  
 Scholarship: WAIS  
 Club: Stirling Swans  
 Place of Birth/Residence: Perth/Perth  
 Marital Status: Single  
 Gender: Male

Australian Championships:  
 110m Hurdles: '02 - 3rd (U20)

International Championships:  
 World Youth Championships: '99 - 110H heat  
 Commonwealth Youth Games: '00 - 110H 2nd  
 World Junior Championships: '02 - 110H SF 5th

Progression:  

110m Hurdles	2001	14.50
	2002	14.26

Events/PB's:  

110m Hurdles	2001	13.97 (99cm)
	2002	14.32 (1.07m)

**Interesting Facts:**

In 2002, Ryan started studying Sports Management from the Edith Cowan University. He played football for West Perth WAFL club as a junior and played state league basketball.

**Sporting Career:**

At the 2000 Australian All Schools, Ryan was named athlete of the meet.

**Interests:**

Ryan's hobbies are cars, AFL football, the beach and basketball.



## Michael Rehardt

Date of Birth: 9/12/1981  
 Occupation: Junior Athletics Coach  
 Height: 180cm  
 Weight: 70kg  
 State: QLD  
 Coach: Glynis Nunn-Cearns  
 Previous Coach: Wayne Holt  
 Club: Runaway Bay  
 Place of Birth/Residence: Launceston/Gold Coast  
 Gender: Male

### Australian Championships:

400m: '00 - 5th heat

#### Progression:

100m	1995	12.20
	1997	11.20
	2000	11.20
	2001	11.00
	1995	25.60
200m	1997	22.80
	2000	22.03
	2001	21.67
	1997	52.60
400m	2000	48.55
	2001	46.79
	2002	45.84

#### Events/PB's:

100m	2001	11.00
200m	2001	21.67
400m	2002	45.84
60m	2001	6.94

#### Interesting Facts:

Relatively new on the scene, Rehardt competed in his first Australian Championships in Brisbane 2001. His athletics heroes include Michael Johnson, Carl Lewis and Darren Clarke.

#### Sporting Career:

Rehardt was selected for the 2002 Commonwealth Games team, after a tight, edge-of-your-seat race at the 2002 Telstra Australian Championships, where he finished second (in 46.00s) to World Uni Games medallist from NSW, Clinton Hill (45.98s). However, he was later forced to withdraw due to a stress fracture injury, which would not have healed in time for him to enter the Commonwealth Games in peak form.

#### Interests:

As well as participating in athletics, Michael enjoys following all sports, playing soccer, playing his guitar and singing.



## Stuart Rendell

Date of Birth: 30/06/1972  
Occupation: Student  
Height: 187cm  
Weight: 120kg  
State: ACT  
Coach: Chris Nunn  
Previous Coach: Nigel Martin & Peter Farmer  
Previous Coach 2: Sue Howland  
Scholarship: AIS  
Club: Combined Universities  
Place of Birth/Residence: Canberra/Canberra  
Marital Status: Married  
Gender: Male



### Australian Championships:

Hammer: '92 (U20) 2nd, '95 - 2nd, '96 - 2nd, '97 - 1st, '98 - 1st, '98 (CGT) - 1st, '99 - 1st, '00 - 1st, '00 (OGT) - 1st, '01 - 1st, '02 - 1st

### International Championships:

Commonwealth Games: '98 - Hammer - 1st (74.71) '02 - Hammer - 4th

Olympic Games: '00 - Hammer - qual. Round (72.78)

World Championships: '97 - Hammer - qual. round (74.28), '99 - qual. round (67.55), '01 - qual. round (75.00)

### Progression:

Hammer Throw	1995	67.32m
	1996	74.64m
	1997	76.48m
	1998	76.02m
	1999	76.86m
	2000	77.68m
	2001	78.93m (78.99m unsurveyed ground)
	2002	78.80m

### Events/PB's:

Hammer Throw	2001	78.93m
	2001	78.99m (unsurveyed ground)

### Records:

Australian record - Hammer Throw - 78.93m 15/7/01

### Interesting Facts:

Known by his training partners as "Love God", "Silverback" or "Rudiger" Stuart wears his lucky black socks when competing. A talented sportsman, Stuart represented the ACT in the Aussie Rules' Teal Cup and state volleyball. He also played in the U/17 Australian volleyball side. His father is a past recipient of the ACT's 'Mulrooney Medal' for Aussie Rules, while Stuart won ACT Athletics Athlete of the Year Award in '98 and '99.

### Sporting Career:

The ACT giant emerged from the shadow of Sean Carlin during the '97 season. After winning Commonwealth gold in 1998, Stuart became a world beater and on a tour of South Africa in March 2000 he broke the Australian record throwing 77.68m to beat some of the world's best. With an Olympic "A" Standard Qualifier and a win at the Telstra Olympic Trials Stuart was selected for the 2000 Olympic team to contest the Hammer Throw where he was unable to progress past the qualifying round with a best throw of 72.78m. Competing on his home ground at a meet in Canberra, he raised his Australian record to 78.40m. Stuart prepared for the 2001 World Championships from his base in Hungary where he twice raised the national record with throws of 78.90m and 78.93m. Upon arrival in Canada, he again bettered the record 78.99m (not approved due to unsurveyed ground), but at the World Championships he unfortunately missed qualifying for the final with a best throw of 75.00m, requiring only 76.92m to proceed into the final. Enjoyed a solid 2002 domestic season and in April, won his 6th consecutive national title with a seasonal best of 78.80m - the longest throw ever recorded at the Nationals. At the 2002 Commonwealth Games, Stuart just missed out on a medal, coming fourth in the finals.

## Scott Richardson

Date of Birth: 15/05/1981  
Occupation: Web/Graphic Designer/Artist  
Height: 183cm  
Weight: 81kg  
State: NSW  
Coach: Jackie Byrnes  
Previous Coach: Esa Peltola  
Scholarship: NSWIS  
Club: Saucony Sutherland  
Place of Birth/Residence: Ulladulla/Engadine  
Gender: Male

Australian Championships:  
100m: '99 - 1st (Aust. All Schools), '00 - 1st (Aust. All Schools), '00 - 1st (U20)

International Championships:  
World Juniors '00: 100m: 3rd heat, 5th semi

Progression:

100m	1999	10.38w
	2000	10.48
	2001	10.59
	2002	10.53

Events/PB's:

100m	1999	10.38w
	2000	10.48



## Joshua Robinson

Date of Birth: 10/4/1985

Occupation: Student

Height: 185

Weight: 87

State: QLD

Coach: Richard Brockett

Previous Coach: Garry Calvert

Previous Coach 2: Peter Connor

Club: Mt Gravatt

Place of Birth/Residence: Brisbane/Brisbane

Marital Status: Single

Gender: Male

Australian Championships:

Javelin: '98 - 1st (AAS U14), '00 - 1st (AAS U16), '01 - 1st (AYC U18), '01 - 1st (U20)

International Championships:

Sydney Youth Olympic Festival: '01 - Javelin 2nd

Progression:

Javelin Throw	1998 - 1999	54.95
	1999 - 2000	56.10
	2000 - 2001	66.70
	2001 - 2002	65.48
	2002	69.45

Events/PB's:

Javelin Throw	2000	66.70
---------------	------	-------

Interesting Facts:

Josh, who enjoys surfing, has been in state and national cricket teams for the last four years. Formerly coached by Gary Calvert (three-time Australian javelin champion), Josh is now guided by 26-year-old Richard Brockett, who was a two-time Australian Championship javelin silver medallist and World University Games representative.

Sporting Career:

Josh has been a leading junior javelin thrower for a number of years. He holds the Australian Little Athletics U15 javelin record and in 1998 won his first national title, the U14 Australian All Schools javelin. During the summer of 2000/2001 a three-way battle for selection in the team for World Youth Championships developed between NSW's Aaron Cooke, Qld's Jarrod Bannister, and Josh. Jarrod won the U18 All Schools title, while Josh defeated Aaron for the U16 schools title. At the Sydney Youth Olympic Festival Aaron took the title ahead of Josh and Jarrod. But at the World Youth team trials in Bendigo in February, Josh took the gold and secured selection.



## Melissa Rollison

Date of Birth: 13/04/1983  
 Occupation: Student/athlete  
 Height: 166cm  
 Weight: 49kg  
 State: NSW  
 Coach: Said Aouita  
 Previous Coach: Brian Chapman  
 Scholarship: NSWIS  
 Club: Victory Sports  
 Place of Birth/Residence: Adelaide/Sydney  
 Marital Status: Single  
 Gender: Female

Australian Championships:  
 1500: (All Schools) 00 - 1st (U18), (All Schools) 02 - 1st (U20), 02 - 4th  
 3000m: (All Schools) 00 - 1st (U18)  
 2000m Steeple: (All Schools) 00 - 1st (U18),  
 3000m Steeple: 99 - 1st, 00 - 1st, 01 - 1st, 02 - 1st



International Championships:  
 World Schools Championships: '00- Cross Country - 2nd (U18)  
 World Junior Championships: '00- 1500m - 8th  
 World Junior Cross Country: '01- 14th  
 Goodwill Games: '01-3000m Steeple - 1st

<b>Progression:</b>					
1500m	1997	4:32.10	3000m Steeple	2001	9:30.70
	1998	4:29.51		2002	9:56.92
	1999	4:22.55	Events/PB's:		
	2000	4:19.55	1500m	2002	4:09.80
	2001	4:15.67	2000m Steeple	2000	6:25.77
	2002	4:09.80	3000m	2001	9:03.64
2000m Steeple	1998	6:37.50	3000m Steeple	2002	9:56.92
	1999	6:31.04	800m	2002	2:05.72
	2000	6:25.77	Mile	1998	4:49.31
	2001	6:34.23	Records:		
3000m	1997	9:45.50	Australian U/20 Record: 2km Steeplechase		
	1998	9:40.85	Australia Record: 3km Steeplechase		
	1999	9:49.01	World Junior Record: 3km Steeplechase		
	2000	9:17.76			
	2001	9:03.64			

**Interesting Facts:**

For good luck Melissa now carries a 20c coin given to her by her sister's boyfriend. Melissa has recently received a scholarship from Multiplex awarded to emerging Queensland sportswomen. Melissa has a love of the beach and fortunately much of her training, both track and jogs, are within viewing distance of the surf. Under coach Brian Chapman, her squad includes over 30 athletes. Melissa started athletics while she was in Primary School, (aged 11) and contested most events, but soon after she started to excel in the 800m and made it to state level and was then approached by her current coach Brian Chapman to start training with his squad. The next year she won the 12 years Australian Cross Country Championship.

**Sporting Career:**

During her teens, Melissa had seen the boys at school competing in the steeplechase. Her coach was not keen for her to compete in the demanding event, but eventually he relented and on 23 October 1998, she won her debut over 2000m steeplechase at the Queensland All Schools in the very impressive time of 6:37.63. In December she won the inaugural Australian All Schools U18 2000m Steeplechase titles and as the season closed, she claimed the Australian U18 & U20 2000m steeplechase records. In March 1999, aged just 15-years-old she won the inaugural National senior title over 3000m, in a superb time of 10:15.77. She had run her 3000m steeplechase debut just a month earlier in Brisbane clocking 10:26.95. Twelve months later at the Australian Championships, held at Stadium Australia, she became the first person to set a world record (junior record) in the Olympic stadium. Proving her abilities are not confined to steeplechasing, Melissa placed an outstanding eighth in the 1500m at the World Junior Championships in October and then in March 2001, placed 14th in the World Junior Cross Country Championships. At a Grand Prix meet in July in Nice, the world 3000m steeplechase record was broken, by Poland's Justyna Bak, along with Melissa's World Junior and Commonwealth records as Kenyan teenager Irene Limka, ran 9:39.51. The biggest steeplechase competition to date would be held at the 2001 Goodwill Games. The field included World No 2, Kenyan Irene Likma and previous world record holder Cristina Ilco-Casandra, but Melissa was brilliant, winning the race by nine seconds, clocked the No 2 time in history and regained her World Junior record. In December 2001, she won the Zatopek junior 3000m in a personal best time of 9:03.64 and over the next few days ran the fastest 800m and 1500m in the 25-year history of the Australian All Schools Championship with times of 2:06.10 and 4:15.67 respectively. During the 2002 Telstra A-series she slashed her 800m and 1500m times to 2:05.72 and 4:09.80 respectively. Her 1500m times, a Commonwealth Games 'B' qualifier, put her in contention for selection in her first senior team.

**Interests:**

Melissa's favourite foods are lasagna and pasta and she likes watching Ally McBeal and Friends.

ATHLETE PROFILES

## Rebecca Sadler

Date of Birth: 12/6/1978  
 Occupation: Primary School Teacher  
 Height: 167cm  
 Weight: 55kg  
 State: QLD  
 Coach: Peter Fortune  
 Club: University of Queensland  
 Place of Birth/Residence: Brisbane, QLD / Brisbane, QLD  
 Marital Status: Single  
 Gender: Female

Australian Championships:  
 200m: '99 - heat, '00 (OGT) 1st B, '01 - 6th  
 400m: '99 - heat, '00 - 5th, '00 (OGT) - 4th, '01 - 4th, '02 - 7th

### Progression:

200m	1999	24.76
	2000	24.10/23.97w
	2001	23.75
400m	1999	55.65
	2000	53.65
	2001	53.41
	2002	53.27

### Events/PB's:

200m	2001	23.75
400m	2001	53.41

### Interesting Facts:

Rebecca is coached by correspondence from Melbourne-based Peter Fortune, who coached the four leading 400m runners in Australia this season, not including Cathy Freeman. Some of Rebecca's non-sporting goals are to be a successful teacher, renovate an old 'Queenslander' house and work with children in sport. During her injured years in 1997 and 1998, Rebecca spent much time training children and disabled athletes. She has a Level 1 sprints and hurdles coaching certificate.

### Sporting Career:

Rebecca started athletics at the age of 10 years, while living in Mareeba, near Cairns. She successfully competed at State and National level until her late teens, when her sprinting was interrupted by a knee injury. By 1999, Rebecca was back competing at a high level. She made major progression in the summer of 2000, highlighted by a fifth placing in the 400m at the Nationals. Australia possessed amazing depth in the 400 metres going into the Olympic trials with eight 'A' and two 'B' Olympic qualifiers. Rebecca's personal best stood at 54.27 - No 16 in Australia, but that didn't stop Rebecca stamping her authority as she placed a superb fourth in the Olympic trials. Rebecca continued to make further progress in the summer of 2001, again lowering her 200m and 400m bests and placing fourth in the Australian 400m title.

## Louise Sauvage (OAM)

Date of Birth: 18/09/1973  
 Occupation: Athlete  
 Weight: 60 kg  
 State: NSW  
 Coach: Andrew Dawes  
 Previous Coach: Gary Foley  
 Scholarship: NSWIS  
 Place of Birth/Residence: Perth/West Ryde, Sydney  
 Marital Status: Single  
 Gender: Female

International Championships:  
 Commonwealth Games: '02 - EAD 800m - 2nd  
 Berlin Marathon: '94 - 1st, '97 - 1st  
 Boston Marathon: '93 - 3rd, '94 - 2nd, '95 - 4th, '96 - 2nd, '97/'98/'99 - 1st  
 Honolulu Marathon: '97/'98 - 1st  
 Los Angeles Marathon: '93 - 4th, '94 - 2nd, '95 - 2nd, '97 - 1st, '98 - 2nd  
 Olympic Games: '98 - 800m - 1st, '00 - 1500m w/c - 1st  
 Paralympic Games: '92 100m/200m/400m - 1st, 800m - 2nd, '96 400m/800m/1500m/5000m - 1st, '00 - 5000m - 1st, 1500m - 1st, 800m - 2nd  
 Paralympic Marathon: '92 - 6th, '96 - 4th  
 World Championships: '90 100m - 1st, '94/'98 800m/1500m/5000m - 1st '02 5000m - 2nd

Progression:  
 5000 metres            2002                    13:28.76  
 800m                    2002                    1:53.30

Events/PB's:  
 10000m (AWD)    1994                    26:31.06  
 100m (AWD)        1992                    16.72  
 10km Road Race (AWD)                    2000                    23:48.00  
 1500m (AWD)        1996                    3:30.45  
 200m (AWD)        1992                    29.03  
 400m (AWD)        1997                    54.61  
 5000m (AWD)       2001                    12:14.94  
 800m (AWD)        2000                    1:48.51  
 Marathon (AWD)    1992                    1:40.03

Records:  
 World Records currently held: 1500m, 5000m, 4x100m and 4x400m

Interesting Facts:  
 CLASSIFICATION: T54  
 Disability Classification: T54 Wheelchair (Have normal arms and hand function. Have a range of trunk function from some to normal. May have some leg function).  
 Nickname is "Lewis". Awards include - 1998 Paralympian of the Year, Young Australian of the Year (Australia Day Award in the sports category), 1997 Australian Paralympian of the Year, Cosmopolitan Magazine's 30 Most Successful Australian Women under 30 years, 1996 Australian Paralympian of the Year, 1994 Australian Paralympian of the Year, 1993 ABC Sports Star of the Year Award - National Junior Female Athlete of the Year, 1992 Order of Australia Medal, Official Sports/Tourism Ambassador for the Australian Tourist Commission, Western Australian Young Achiever Award, finalist, Confederation of Australian Sport, - Runner-up Female Athlete of the Year.

Sporting Career:  
 A full-time professional athlete and undisputed number one female road and track racer in the world. Specialising in wheelchair road and track racing since 1990, Louise trains six days a week under scholarship with the Australian Institute of Sport and NSW Institute. A triple Paralympian with nine gold and two silver medals, representing Australia at the 1992 Barcelona, 1996 Atlanta and 2000 Sydney Paralympic Games as well as representing Australia in the 800m Women's Wheelchair demonstration event at the Atlanta Olympic Games and Sydney Olympic Games winning gold. Louise also represented Australia at the 1993, 1995, 1997 and 2001 IAAF World Athletic Championships winning gold in the 800m Women's Wheelchair demonstration event at each meet. Currently holds three individual world records in the 200m, 1500m and 5000m distances. She has also recorded outstanding wins in some of the world's most prestigious road races including the Boston, Los Angeles, Berlin and Honolulu Marathons. Louise qualified to represent Australia in the 800m wheelchair final at the Sydney Olympics eventually winning the gold medal in 1:56.07. She returned to the Olympic track for the Sydney 2000 Paralympics where she won gold in the 5000m and 1500m and silver in the 800m. Selected to represent Australia at the 2002 IPC World Championships (Lille) and 2002 Commonwealth Games (Manchester). At the 2002 IPC World Championships, Louise claimed silver in the 5000m with her performance of 13:28.76. America's Christina Ripp was just ahead of Sauvage, clocking 13:28.34.



ATHLETE PROFILES

## Jane Saville

Date of Birth: 5/11/1974  
 Occupation: Athlete  
 Height: 164 cm  
 Weight: 53 kg  
 State: NSW  
 Coach: Matt White  
 Previous Coach: Ron Weigel  
 Scholarship: NSWIS  
 Club: Randwick Botany Harriers  
 Place of Birth/Residence: Sydney/Sydney  
 Marital Status: Married  
 Gender: Female



### Australian Championships:

5km Walk: '90, '91, '92, '93, '94 - 1st (U20), '93 - 2nd, '97 - 1st (Open)  
 10km Walk: '91 - 1st, '92 - 1st, '93 - 2nd, '94 - 3rd, '97 - 1st, '98 - 1st, '98 (CGT) - 2nd, '99 - 2nd  
 20km Walk: '00 - 1st, '01 - 1st, '02 - 1st

### International Championships:

Commonwealth Games: '94 - 10km Walk - 8th, '98 - 10km - 1st, '02 - 20km Walk - 1st  
 Olympic Games: '96 - 10m Walk - 26th, '00 - 20km Walk - disq.  
 World Championships: '97 - 10km Walk - 26th, '99 - 20km Walk - 7th, '01 - 20km Walk disq  
 World Junior Championships: '90 - 5km Walk - 13th, '92 - 2nd  
 World University Games: '97 - 10km Walk - 10th  
 World Walking Cup: '93 - 10km Walk - 43rd, '97 - 10km Walk - 40th, '99 - 20km Walk - 18th, '02 - 20km Walk 24th

### Progression:

20km Road Walk	1998	1:37:53
	1999	1:31:58
	2000	1:28:56
	2001	1:31:20
	2002	1:36:22

### Events/PB's:

10km Road Walk	1999	42:15
20km Road Walk	2000	1:28:56
3000m Walk	1993	12:27.74
5000m Walk	1997	21:32.26

### Records:

Australian record - 20km Walk - 1:28:56.0  
 Australian U20 record - 3000m Track Walk - 12:27.74  
 Australian Best on Record - U18 8km Road Walk - 39:15.00  
 Australian Best on Record - U20 10km Road Walk - 47:10.00

### Interesting Facts:

A member of the South Maroubra Surf Lifesaving Club, Jane competed in the 1994/95 Devondale iron-woman series and the Australian Surf Lifesaving Championships from 1991-1995. Her sister, Natalie, has represented Australia at two World Junior Championships and World Walking Cups. Between 1988 and 1992 Jane contested the 200m Butterfly and 200 Individual Medley at the Australian Age Swimming Championships. On 4 Nov 2000 she married professional road cyclist and 1998 Commonwealth Games representative, Mathew White in Sydney.

### Sporting Career:

Jane was a world Junior silver medalist in 1992 who had her first real taste of international competition at the Commonwealth Games in 1994 finishing 8th behind Kerry Saxby-Junna. The 1998 Commonwealth Games champion and covergirl of the 1994 Golden Girls of Athletics calendar continues to improve, finishing seventh at the 1999 World Championships and breaking Kerry Saxby-Junna's long-standing 20km Walk Australian Best on Record in Europe in May 2000. Jane contested the 20km Walk at the Sydney Olympics in one of the memorable moments of the Games when she led up to the final 200 metres but was disqualified in front of a capacity stadium. Jane was again disqualified in March 2001 at the Australian 20km Walk Championship in Brisbane. But she got back on track with two excellent second places in major walk events in Naumburg and Mexico in April. Unfortunately Jane was again disqualified at the 2001 World Championships in Edmonton. Went 1-2 with her sister Natalie in the 20km Walk at the 2002 Telstra A-championships, claiming her 10th national title and securing selection in the Commonwealth Games team. Jane's selection is her 14th National team in an international career which started in 1990. Defended her Commonwealth Games title in Manchester, her third championship medal.

## Natalie Saville

Date of Birth: 7/9/1978

Occupation: Waitress

Height: 160cm

Weight: 55kg

State: ACT

Previous Coach: Ron Weigel

Club: Randwick Botany Harriers

Place of Birth/Residence: Sydney/Canberra

Marital Status: Single

Gender: Female

### Australian Championships:

5000m walk (Australian Junior): '94 - 2nd, '95 - 1st, '96 - 1st, '97 - 1st

5000m walk (Australian Opens): '96 - 2nd, '97 - 2nd, '98 - 3rd

10km walk: '97 - 2nd, '98 - 4th

20km walk: '99 - DNF, '00 - DNF, '01 - 3rd, '02 - 2nd

15km walk: '99 DNF

### International Championships:

Commonwealth Games: '02 - 20km Walk - 4th

World Junior Championships: '94 - 5000m Walk 11th, '96 - 5000m Walk disq

Race Walking World Cup: '97 - 10km - 48th

### Progression:

10000m Walk	1993	1:19
	1997	5:10
	1998	7:07
	2002	6:00.93
20km Road Walk	1998	1:37.48
	1999	1:36.32
	2001	1:44.36
	2002	1:36.22

### Events/PB's:

10km Road Walk	1997	45:10
20km Road Walk	1999	1:36.32
3000m Walk	1995	12:36.21
5000m Walk	1996	21:44.6

### Sporting Career:

A very talented youth and teenage walker, Natalie made her international debut in 1994 at the World Juniors, finishing a tremendous 11th. Regularly at the top of the Australian rankings, Natalie won her 6th national open medal in April 2002 in the 20km Walk when she finished 2nd to her sister Jane. Selected to represent Australia at the Commonwealth Games.

### Interests:

When Natalie is not working at the Hogs Breath Cafe as a day manager, she enjoys going to the beach, catching up with friends and family, music and shopping.



## Keith Sheehy

Date of Birth: 14/10/1983  
 Occupation: Athlete/Casual work  
 Height: 184cm  
 Weight: 79kg  
 State: SA  
 Coach: Stan Miller  
 Scholarship: SAIS  
 Club: Port Adelaide  
 Place of Birth/Residence: Tralee, County Kerry, Ireland/Adelaide  
 Marital Status: Single  
 Gender: Male

Australian Championships:  
 100m: '02 - 5th (U20)  
 200m: '01 - 2nd (U20-AAS)  
 400m: '01 - 2nd (U20), '02 - 2nd (U20)

### Progression:

100m	2000	11.20
	2001	11.13
	2002	10.80
200m	2000	23.75
	2001	21.92
	2002	21.43
400m	2000	48.62
	2001	47.82
	2002	47.01

### Events/PB's:

100m	2002	10.80
200m	2002	21.43
400m	2002	47.01

### Interesting Facts:

Commencing Little Athletics at eight years of age was the start of Keith's involvement in athletics mainly due to encouragement from his mother. The athletic genes must run in the family as Keith's grandfather was a great athlete in the early 1900's. Selected for the Olympics, he could not go due to financial difficulties, however the talent has followed through generations later. While Keith has not competed at an Olympics, it is one of his goals along with making the final of the 400m at World Junior Champs, winning the Stawell Gift and selection into Commonwealth and World Championship teams. Keith's heroes include Michael Johnson and Brad Jamieson as well as DJ Nick Skitz.

### Sporting Career:

Qualifying for the World Junior Championships and winning the Adelaide Bay Sheffield pro race round up Keith's career highlights.

## Matt Shirvington

Date of Birth: 25/10/1978  
 Occupation: Athlete  
 Height: 183 cm  
 Weight: 80 kg  
 State: NSW  
 Coach: Michael Khmel  
 Scholarship: New South Wales Institute of Sport  
 Club: Asics West  
 Place of Birth/Residence: Sydney/Sydney  
 Marital Status: Married  
 Gender: Male

### Australian Championships:

100 metres: '94 - 8th, '96 - 2nd, '97 - 1st (U20), '98 - 1st, '98 (CGT) - 1st, '99 - 1st, '00 - 1st, '00 (OGT) - 1st, '01 - 1st, '02 - 1st  
 200 metres: '97 - 1st (U20), '98 - 2nd, '98 (CGT) - 1st, '99 - 1st, '00 - heat, '00 (OGT) - 3rd

### International Championships:

Commonwealth Games: '98 - 100m - 4th, 200m - 6th, 4x100m - 3rd  
 Olympic Games: '00 - 100m - SF, 200m - QF DNS, 4x100m - SF - DQ  
 World Championships: '99 - 100m - 16th, 200m - 20th, 4x100m - DQ, '01 - 100m semi (7th, 10.32), 4x100 (4th, 38.83)  
 World Cup: '98 - 100m - 5th  
 World Indoor Championships: '99 - 60m - 4th, '01 - 5th  
 World Junior Championships: '96 - 4x100m - reserve  
 Goodwill Games: '01 100m - 3rd

### Progression:

100m	1995	11.01	
	1996	10.65	
	1997	10.29	
	1998	10.03	
	1999	10.07	
	2000	10.11	
	2001	10.11	
	2002	10.19	
	200m	1996	20.89
		1997	20.93
1998		20.45	
1999		20.67	
2000		20.62	
2002	21.03		

### Events/PB's:

100m	1998	20.45
1998	10.03	60m
1999	6.52 (indoor)	

### Records:

Australian record - 100m - 10.03s  
 Australian junior record - 100m - 10.29  
 Australian Indoor record - 60m - 6.52  
 100m progression: 10.65 24/3/96, 10.60 12/10/96 & 17/1/97, 10.57 1/3/97, 10.43 2/3/97, 10.39 2/4/97, 10.29 11/10/97, 10.28 18/7/98, 10.20 3/9/98, 10.07 12/9/98, 10.03 17/9/98

### Sporting Career:

Matt started his international career as a 4x100m relay reserve at the 1996 World Juniors and he made phenomenal improvements in 1997. He was a sensation in the 1998 Commonwealth Games with an amazing 10.03s to finish a stride behind Boldon, Fredericks and Thompson. He also showed his international capability with a fourth placing over 60m at the 1999 World Indoors behind Maurice Greene. With excellent contests with fellow Aussie Patrick Johnson in 2000, Matt took the national title over 100m at Stadium Australia in Feb 2000. Further success at the Telstra Olympic Trials with a 100m season best performance of 10.11 saw Matt selected for the 2000 Olympics in the 100m, 200m and 4 x 100m relay. Matt progressed well through the 100m rounds at the Olympics finishing fifth in his semi final but unfortunately had to withdraw from the 200m quarter final due to illness. In the 4x100m relay Matt was part of the team disqualified in the semi-final. In March 2001 he made his second 60 metre World Indoor Championship final. Under an injury cloud he claimed his fourth consecutive national title, before taking a rest from training and competition to get married. He proceeded to the 100m semi-finals at the 2001 World Championships, and helped the 4x100m relay to a well-above-expectations fourth placing. He placed third in the Goodwill Games 100m and in October was diagnosed with multiple shin stress fractures. Resumed competition in late March 2002 and suffered a series of defeats in the Telstra A-series. But rose to the occasion to clinch his 5th consecutive National title in April. His selection in the Commonwealth Games team is his 9th National team. Matt is compiling an impressive international record with final berths at the Commonwealth Games and World Indoors and semi-final places at the Olympics and World Championships. Osteitis Pubis, a condition commonly suffered by AFL players forced Matt to withdraw from the 2002 Commonwealth Games Team.

### Interests:

Enjoys surfing, eating out, going to movies and his dog (named Lincoln).



## Russell Short (OAM)

Date of Birth: 7/5/1969  
 Occupation: Public Speaker & Company Director  
 Height: 185cm  
 State: VIC  
 Coach: Merv Kemp  
 Previous Coach: Chris Nunn  
 Scholarship: VIS  
 Club: Glenhuntly  
 Place of Birth/Residence: Leongatha, VIC / Glenhuntly, VIC  
 Marital Status: Single  
 Gender: Male

### International Championships:

Paralympics: '88 - Discus 1st, Shot Put 1st, '92 - Discus, Shot Put 1st, Javelin 3rd, '96 - Discus 2nd, Shot Put 2nd, '00 - Discus 1st, Shot Put 1st  
 IPC World Championships: '94 - Discus 1st, Shot Put 1st, '02 - Discus 2nd, Shotput 4th  
 IBSA World Championships: '98 - Discus 3rd, Shot Put 4th  
 Dutch Open Championships: '01 - Discus 1st, Shot Put 1st

### Progression:

Shot Put	1992	13.81
	2000	15.20

### Events/PB's:

Discus Throw	2000	46.55m
Javelin Throw	1988	54.72m
Shot Put	2000	15.20m

### Records:

World & Australian Records: Discus (F12)  
 Australian Record: Javelin, Shot Put, Discus (F13)

### Interesting Facts:

Russell can lay claims to living just about everywhere, Darwin, Canberra and Melbourne. For something, different 'Rus' walked the Dakota Trail. His advice to other people: "Don't compete with other people, take their goals, set yours higher and compete with yourself". Awards he has received include an Order of Australia Medal, an Advance Australia Award and 3 Australia Day Awards.

### Sporting Career:

**CLASSIFICATION:** F12 Vision Impaired (Legally blind, with 0-5% of 'normal' vision in the best eye after correction)

Russell's first taste of Gold came at the 1988 Seoul Paralympic when we won both the discus and javelin. Since then Russell has never been far away from the top of the ranking's. In 1992, he claimed gold in the shot put and bronze in the javelin. At the 1996 Paralympic Games in Atlanta, he won silver in the Discus and Shot Put, then at the 1998 IPC Athletics World Championships in Birmingham, he won silver in discus, setting a new Australian Record, while finishing 4th in the Shot Put. Russell progressed back to the top of the world ranking's in emphatic style at the Sydney 2000 Paralympics by winning gold in the shot put and then setting a New World Record in the Discus. At the 2002 IPC World Championships, Russell continued his medal winning ways by claiming silver in the Discus.



## Annabelle Smith

Date of Birth: 8/11/1983  
 Occupation: Student  
 Height: 179cm  
 Weight: 69kg  
 State: NSW  
 Coach: Jackie Byrnes  
 Previous Coach: Fran Lynch  
 Scholarship: NSW  
 Club: Sydney Pacific  
 Place of Birth/Residence: Sydney/Sydney  
 Marital Status: Single  
 Gender: Female

Australian Championships:  
 200m: '00 - 2nd (U18), '01 - 6th (U20)  
 400m: '00 - 3rd (U18), (All Schools) '00 - 2nd (U20), '01 (U20) 1st, 02 - 3rd (U20)

International Championships:  
 World Student Games: 4x400m - 5th  
 World Junior Championships: '02 - 4x400m 7th

Progression:		
200m	2000	24.74
	2001	24.44
400m	2000	55.43
	2001	53.79
	2002	54.15

Events/PB's:		
200m	2001	24.44
400m	2001	53.79

**Interesting Facts:**  
 A former netballer and national level rower. Annabelle trains with Jackie Byrnes, a former National 400/800m medalist.

**Sporting Career:**  
 Annabelle competed in athletics at school, but became serious when in early 1999 she gave away rowing. Started training in April 1999 and made dramatic improvement, winning the 2001 Australian U20 400m title two years later. Has suffered from injury and illness, but continued to train and race herself back into form. Won selection for the World Juniors in the 4x400m relay.

## Debbie Sosimenko

Date of Birth: 5/4/1974  
 Occupation: Teacher / Athlete  
 Height: 169 cm  
 Weight: 90kg  
 State: NSW  
 Coach: Rudolf Sopko  
 Previous Coach: Lawrie Barclay  
 Scholarship: NSWIS  
 Club: Bankstown Sports  
 Place of Birth/Residence: Sydney NSW  
 Marital Status: Single  
 Gender: Female



**Australian Championships:**  
 Hammer: '92 - 1st, '93 - 1st, '94 - 1st, '95 - 1st, '96 - 1st, '97 - 1st, '98 - 1st, '99 - 1st, '02 - 4th

**International Championships:**  
 Commonwealth Games: '98 - 1st  
 Goodwill Games: '98 - 4th  
 Olympic Games: '00 - 5th  
 World Championships: '99 - 5th  
 World University Games: '97 - 3rd

**Progression:**

Hammer Throw	1990	44.30m
	1991	47.14m
	1992	51.48m
	1993	58.90m
	1994	62.38m
	1995	65.24m
	1996	62.86m
	1997	66.60m
	1998	67.16m
	1999	66.78m
	2000	67.95m
	2002	65.89

**Events/PB's:**

Hammer Throw	2000	67.95
--------------	------	-------

**Records:**  
 Australian and Commonwealth record - Hammer Throw - 67.95

**Sporting Career:**  
 A pioneer of this new event for women, Debbie first set an Australian record in March 1992 when she threw 49.80m. It would be only 11 months until she took the record through the 60m barrier, with her sixth Australian record in January 1994. Debbie headed the world rankings in 1994 with a best throw of 62.38m. Raised her Australian record for the 17th time at the Commonwealth Games trials in 1998, and went on to take the inaugural Commonwealth title. Returned from a back injury in 2000 and at a pre-Olympics meet held in Nudgee Debbie continued to improve her personal best throwing a new Australian record of 67.22m. Just missed the medals at the Sydney Olympics throwing her 19th Australian record (67.95m) on her first attempt to finish fifth. Has not thrown since the Olympics due to a back injury and change of coach.

**Interests:**  
 When she isn't training, "The Soz" spends her spare time watching motor racing, listening to country music and competing in go-karting.

## Eliza Stankovic

Date of Birth: 19/09/1981  
 Occupation: Student  
 Height: 173cm  
 Weight: 50kg  
 State: NSW  
 Coach: Paul Angel  
 Previous Coach: Max Debnam  
 Club: Independent  
 Place of Birth/Residence: Sydney/Newcastle, NSW  
 Marital Status: Single  
 Gender: Female

Australian Championships:  
 200m wheelchair: '02 - 2nd  
 400m wheelchair: '02 - 2nd  
 800m wheelchair: '02 - 2nd

International Championships:  
 Commonwealth Games: '02 - EAD 800m - 3rd  
 IPC World Athletics Championships : '02 - 400m - 2nd

#### Events/PB's:

100m	2002	17.9
1500m	2002	3:51.0
200m	2002	31.4
400m	2002	61.0
800m	2002	1.53.29

#### Interesting Facts:

Eliza has always loved sport, so a minor setback certainly hasn't stopped her enjoying life. She enjoys going out with friends, karaoke, shopping, lots of talking and spending time with her pet dogs Ozzie & Sparky. Eliza's athletic heroine is Louise Sauvage who offers much encouragement. Eliza's amputations occurred due to meningococcal disease when she was aged 16. She was living in Bowral at the time and woke with a stiff neck and headache. She went back to sleep but woke later and her mother noticed a black rash on her body. She was airlifted to hospital, remained in a coma for two-and-a-half weeks and had both legs and fingers amputated. Eliza had played basketball, netball, jogged and bush walked before the amputations, but while she was recovering she was inspired by amputee athletics pioneer Amy Mullins and decide to compete in track and field. After competing for a few years and meeting her current coach, Paul Angel, in March 2001 she decided to start competing in wheelchair events. Eliza is a public speaker on meningococcal disease. Eliza has a very demanding training program, including six track and three gym sessions per week.

#### Sporting Career:

DISABILITY CLASSIFICATION T43/T54 (Paraplegia predominantly affecting lower limbs or leg amputees)

Initially Eliza wore two prosthetic legs and competed in double leg amputee events. She competed at the 2000 Australian Championships, but in March 2001 after meeting her current coach - Melbourne-based Paul Angel, she decided to switch to wheelchair competition. After less than one year in the sport, in January 2002 she placed 2nd in the 200m and 400m at the Summer Down Under series. On February 3, she qualified for the 800m for the Commonwealth Games with a tremendous time of 2:03.10 and then cut her best time to 2:01.4. Pushed world record holder Louise Sauvage to the line in many races during summer and particularly at the 2002 Nationals in April where she finished within a second of Louise. Selected to compete in the 800m wheelchair at the 2002 Commonwealth Games - the first time in Commonwealth and Olympic history that AVD events will not be exhibition, but full medal status events. Also selected in the 200m, 400m and 800m for the IPC World Championships held in Lille France, just days prior to the Commonwealth Games. Won Silver in the 400m at the IPC World Championships. Eliza was recently awarded the 2002 Paralympian Young Female Athlete of the Year and the Ian Thorpe/Grand Slam International Award for Outstanding Achievement from the NSWIS.



**Krishna Stanton**

Date of Birth: 18/05/1966  
 Occupation: Primary Teacher  
 Height: 172cm  
 Weight: 55kg  
 State: QLD  
 Coach: Self  
 Previous Coach: Peter Stanton  
 Previous Coach 2: Pat Clohessy  
 Previous Coach 3: Ed Helgeby, Ian McLure  
 Club: University of Queensland  
 Place of Birth/Residence: Leeton NSW/Brisbane  
 Marital Status: Married  
 Gender: Female

Australian Championships:  
 1500m: '82 (U20) 4th, '85 (U20) 3rd, '86 (U20) 1st, '93 - 3rd  
 1 mile: '87 2nd  
 3000m: '82 (U20) 5th, '85 (U20) 1st, '86 (U20) 1st, '87 2nd, '90 1st, '92 2nd, '93 1st  
 5000m: '00 4th, (OGT) 8th  
 10,000m: '00 5th, '00 (OGT) 3rd  
 Cross Country: '85 (U20) 1st, '86 1st, '91 1st,  
 15km Road: '90 1st  
 Half-Marathon: '00 2nd  
 Marathon: '01 1st



**International Championships:**

Olympic Games: 3000m '92 heat  
 World Cross Country Championships: '86 36th, '87 8th, '91 87th, '92 77th,  
 World Indoor Championships: 3000m '87 4th  
 World Uni Games: 3000m '91 10th  
 Commonwealth Games: 10,000m '94 11th, '02 - Marathon - 2nd

**Progression:**

10000m	1991	32:17.37
	1994	32:23.64
	2000	32:55.12
1500m	1980	4:48.6
	1982	4:28.69
	1983	4:27.09
	1985	4:23.4
	1986	4:20.54
	1987	4:14.85
	1990	4:28.87
	1992	4:15.65
	1993	4:16.47
3000m	1982	10:01.4
	1983	9:30.25
	1985	9:24.3
	1987	8:56.07
	1987	8:56.07 Indoors
	1990	9:00.16
	1991	8:59.64
	1992	8:51.39
	1993	8:58.4
	1994	9:20.3
5000m	1986	15:28.64

2000	1993	16:09.30
Half Marathon	1999	1:13.20
	2000	1:15.24
	2002	1:15.07
Marathon	2001	2:38.11
	2002	2:34.52

**Events/PB's:**

10000m	1991	32:17.37
1500m	1987	4:14.85
3000m	1987	8:48.38 indoors
1992	8:51.39	
5000m	1986	15:28.84
800m	1987	2:08.87
Half Marathon	1999	1:13.20
Marathon2002	2:34.52.0	
Mile	1986	4:31.2

**Records:**

Australian National and Allcomers record: (1) 1 mile 4:31.2 15/11/86  
 Australian Indoors 3000m record: (1) 8:48.38 7/3/87  
 Australian 5000m record (1) 15:28.84 2/12/86

**Interesting Facts:**

Krishna is married to Peter Stanton, a former AIS physiotherapist, specialising in track and field.  
 Her son Zac was born in 1996.  
 Third in the 1993 Australian Sprint Triathlon, also ran duathlons.  
 Suffered from Chronic Fatigue Syndrome between 1994-96.

**Sporting Career:**

Krishna Stanton was a talented teenage distance runner winning Australian junior 1500m, 3000m and Cross Country titles. In 1984 she relocated from the small NSW country town of Leeton to Canberra, where she first worked in the Commonwealth Bank for two years which was followed by commencement of Primary Teaching studies in 1986. Krishna believes these were vital years in her athletics career development as it was a period of solid and consistent training under good coaches Ed Helgeby and Pat Clohessy. It was uncomplicated and she just worked and trained or studied and trained. Between July 1986 and March 1987 she compiled an amazing series of performances. It started in Europe shortly after her 20th Birthday, when she ran two sub-nine minute 3000m times and a 15:45 5000m. In September she won the Australian Cross Country Championship, followed in November by the fastest mile on Australian soil (4:31.2 - a record which still stands). In December she lowered the Australian 5000m record to 15:28.64 (a record which would stand for nine years). In the new years she placed second in the National mile and 3000m championships and clocked a lifetime best 1500m of 4:14.85. In March 1987 she travelled to Indianapolis where she placed an outstanding 4th in the 3000m at the World Indoor Championships. Next it was to Warsaw Poland for the World Cross Country Championships where she placed 8th - easily bettering the previous highest place of 20th by an Australian woman. While preparing for the 1987 World Championships to be held in Helsinki, Krishna developed a sore foot and was advised to delay her departure until it had improved. Unfortunately she continued to train on a misdiagnosed navicular stress fracture which resulted in a broken foot. She had a piece of bone taken from her hip and grafted onto her fractured foot, later discovering it was put in the wrong place. The next 12 months were spent either in plaster or on crutches. Krishna re-emerged in 1990 winning the National 3000m and 15km road titles and within a year was back on national teams, including the 1991 World Uni Games and the World Cross Country. After winning the 1991 National Cross Country title, Krishna broke Lisa Ondieki's National 10,000m record (clocking 32:17.37) in the Zatopek race, but unfortunately she finished only fourth Australian, in a race which rewrote the national all-time list. In 1992 she was selected for the Barcelona Olympics where she contested the 3000m. The following domestic season she won her fifth Australian title, the 3000m. Also in 1993, she tried triathlons and duathlons, placing 3rd in the 1993 National sprint triathlon. In 1994 she was given a late opportunity to be added to the 1994 Commonwealth Games team if she could qualify, so she funded herself to Canada where in May she ran an outstanding 32:23.64 to easily qualify for the team. She placed 11th at the Games, but did not know that she was suffering from chronic fatigue syndrome. She fell pregnant in 1996 and had a baby boy Zac which also seemed to help with the recovery from cfs. Soon after she set her sights on selection in the 2000 Olympic team. She was preparing well with a great half-marathon time of 1:13.20 in 1999 and a 4th and 5th placing in the 2000 National 5000m and 10,000m championships. At the Olympic trials, she finished a gallant third in a strong field, but without an A qualifier she missed selection. Krishna was disappointed and opted for retirement. Then in mid-2001, she read about a four-month marathon training program and as it was four months to the Sydney marathon, decided to follow this program and make her marathon debut. On the challenging Olympic course, she won the race and claim her sixth National title in a good 2:38.11. Her performance earned her selection in the 2002 Commonwealth Games team - her ninth Australian team. At the Commonwealth Games, Krishna claimed the silver medal in an Australian clean sweep of the medals.

## Meaghan Starr

Date of Birth: 15/03/1984  
 Occupation: Student  
 Height: 170 cm  
 Weight: 53 kg  
 State: NSW  
 Coach: Jackie Byrnes  
 Previous Coach: Les Bird  
 Scholarship: Sydney Academy of Sport  
 Club: Cumberland Ryde Hornsby  
 Place of Birth/Residence: Sydney / Baulkham Hills NSW  
 Marital Status: Single  
 Gender: Female



International Championships:  
 IAAF World Championships: '01 - 100m 3rd  
 Paralympics: '00 - 100m semi, 200m 7th, 400m 5th  
 Fespac Games: '99 - 100m 3rd, 200m 3rd, 400m 4th  
 IPC World Championships: '98 - 100m 7th, 200m 5th, 400m 4th, '02 - 400m 6th, 800m 7th

Progression:

100m	1998	14.18
	1999	13.58
	2000	13.40
200m	1998	29.73
	1999	29.05
	2000	27.19
400m	1998 - 1999	66.66
	2000 - 2001	62.08
800m	2000	2:40.67
	2001	2:39.17

Events/PB's:

100m	2000	13.40
200m	2000	27.19
400m	2000	62.08
800m	2001	2:39.17

Records:

World and Australian Record: 800m

Interesting Facts:

Meaghan has been running since the age of 9 and has been inspired to be the best she can be by training with Melinda Gainsford-Taylor. Coached by Jackie Byrnes, she is a five-time National 400m/800m medallist. Her sporting idols include Michael Johnson and the attitude of US distance runner Steve Prefontaine. She chose athletics instead of swimming when a teacher at school tried to disqualify her from a swim race for only touching the wall with one hand.

Sporting Career:

DISABILITY CLASSIFICATION: T46 Amputee (Single above-elbow amputation, single below elbow amputation or an athlete who has normal function in both leg but impairment in the trunk and/or arms).

At the age of just 14-years, Meaghan made her international debut at the 1998 World Championships in Birmingham. Meaghan contested the sprint treble with her best performance being 4th in the 400m. Her first individual medals were won in 1999 at the FESPIC Games in Thailand, where Meaghan won a pair of bronze medals in the 100m & 200m. At the Sydney Paralympics, Meaghan was again selected to compete in the sprint treble, where she made the semi-final in the 100m, placed 7th in the 200m final and 5th in the 400m, clocking personal bests in every race. In 2001 at the World Championships she won her first major International medal with a bronze and then followed that a week later by setting a New World Record in the 800m at a US International Challenge in San Diego.

Interests:

Meaghan enjoys music, movies, shopping and spending time with friends.



## Tim Sullivan (OAM)

Date of Birth: 16/09/1975  
 Occupation: Student  
 Height: 180cm  
 Weight: 69kg  
 State: VIC  
 Coach: Ian Whittaker  
 Scholarship: VIS  
 Club: Mentone  
 Place of Birth/Residence: Melbourne VIC/Bonbeach VIC  
 Marital Status: Single  
 Gender: Male



International Championships:  
 Paralympic Games: '00 - 100m 1st, 200m 1st, 400m 1st, 4x100m 1st, 4x400m 1st  
 IPC World Championships: '02 - 200m 1st

**Progression:**

200m	2000	23.37
	2002	23.41

**Events/PB's:**

100m	2000	11.56
200m	2000	23.37
400m	2000	50.30
800m	2001	2:06.20

**Records:**

World & Australian Record: 100m, 200m, 400m, 4x100m, 4x400m  
 Australian Record: 800m

**Interesting Facts:**

"Try hard in everything you do. Winning isn't everything - achieving personal bests is a good goal", Says Tim who also enjoys watching Football, Cricket and most other sports.

**Sporting Career:**

**CLASSIFICATION:** T38 Cerebral Palsy (Relatively minimal dysfunction)

An Australian favourite at the Sydney 2000 Paralympics, Tim won five gold medals setting world records in the 100m, 200m and 400m events 4x100m and 4x400m relay teams. In 2000 to cap off a wonderful year Tim was named Male Paralympian of the Year, Leader Newspaper Athlete of the Year and awarded the VIS Award of Excellence for athletes with a disability. At the 2002 IPC World Championships, Tim claimed a new World Record for the 200m (T38) with his 23.41 performance.

## Tobby Sutherland

Date of Birth: 17/09/1983

Occupation:

Height: 181cm

Weight: 75kg

State: VIC

Coach: Sharon and Peter Hannan

Scholarship: VIS

Club: Griffith University

Place of Birth/Residence: Melbourne/Melbourne

Marital Status: Single

Gender: Male

Australian Championships:

400m Hurdles: 01 - 2nd (U20), (All Schools) 01 - 1st (U20), 02 - 2nd (U20)

Progression:

400m	2001	48.68
	2002	48.32
400m Hurdles	2001	52.84
	2002	51.43

Events/PB's:

400m Hurdles	2002	48.32
--------------	------	-------

Interesting Facts:

During his year 11 studies, Tobby ran debut 400m Hurdles race on grass to win. From there he trained and made his first nationals in that year and finished an impressive 2nd. Tobby has played volleyball at a national level and has competed in beach sprinting. His dad played for Sandringham VFL team. One of eight children, Tobby lived in Tonga for two years. Tobby aims to compete in up-coming World Uni, Olympic and Commonwealth Games, and with history of beach sprinting and football behind him he should do well. Tobby also aims to study primary teaching. His non-sporting idols include the diggers and his family.

Interests:

Nicknamed 'Gingerbread man', Tobby enjoys bodyboarding and AFL as well as Irish pubs.

## Jarred Tallent

Date of Birth: 17/01/1984

Occupation: Student

Height: 178

Weight: 60

State: VIC

Coach: Daryl Biggin

Club: Ballarat YCW

Place of Birth/Residence: Ballarat Vic/ Newlyn Vic

Marital Status: Single

Gender: Male

**Australian Championships:**

3000m Walk: '00 - 1st (AAS U20), '01 - 1st (AYC U18)

5000m Walk: '00 - 1st (AAS U20)

**International Championships:**

Sydney Youth Olympic Festival: '01 5000m Walk - 1st

**Progression:**

10000m Walk	2002	43.36.03
20km Road Walk	2002	1:40.21.0
3000m Walk	2002	12.43.0
5000m Walk	1999 - 2000	22:48
	2000 - 2001	21:17
	2001 - 2002	21:55
	2002	21.11.70

**Events/PB's:**

5000m Walk	2000	21:17
------------	------	-------

**Interesting Facts:**

Jared started competing in Little Athletics, where he meet his long-term coach Daryl Biggin.

**Sporting Career:**

In 1999 Jared was competing successfully at a national level in two sports. He had placed second in the triathlon in the Victorian All Schools Championships and went on to place 15th in the Nationals. He also made a break through in race walking. At previous Nationals he had finished out of the medals, but in 1999 he was third at the Australian Youth Championships and in December won the Australian All Schools U16 1500m walk title. At the 2000 Australian All Schools he was unbeatable, winning the U18 and U20 titles. A win in the Sydney Youth Olympic Festival, was followed by the securing of selection in the World Youth team after he claimed the Australian U18 title in Bendigo.

**Interests:**

Jared is aiming to become a Civil Engineer, and enjoys Playstation and listening to music.

## Jai Taurima

Date of Birth: 26/06/1972  
 Occupation: Athlete  
 Height: 188 cm  
 Weight: 80 kg  
 State: QLD  
 Coach: Craig Hilliard  
 Scholarship: Australian Institute of Sport  
 Club: Australian Institute of Sport  
 Place of Birth/Residence: Southport QLD / Canberra  
 Marital Status: Single  
 Gender: Male

Australian Championships:  
 Long Jump: '93 - 2nd, '94 - 1st, '95 - 2nd, '96 - 1st, '97 - 2nd, '98 - 2nd, '98 (CGT) - 1st, '99 - 2nd, '00 - 2nd, '00 (OGT) - 2nd

International Championships:  
 Commonwealth Games: '94 - Long Jump - 6th, '98 - 2nd  
 Olympic Games: '96 - Long Jump - DNC, '00 - 2nd  
 World Championships: '95 - DNC, '99 - Long Jump - 4th  
 World Cup: '98 - Long Jump - 2nd

### Progression:

Long Jump	1991	7.65m
	1992	7.88m
	1993	7.98m
	1995	7.89m
	1996	8.05m
	1997	8.00m
	1998	8.32m
	1999	8.35m
	2000	8.49m
	2001	7.93m

### Events/PB's:

110m Hurdles	1992	13.95
Long Jump	2000	8.49m

### Records:

Australian record - Long Jump - 8.49m

### Interesting Facts:

As a junior he represented QLD in touch football and he now wears a Superman tattoo. Jai's father is a Maori who lives in Brisbane.

### Sporting Career:

"Jumping Jai" has become Australia's premier long jumper taking over in recent years from Gary Honey and David Culbert. Has exceptional speed as evidenced by sub 21.0s p.b for 200m and 13.95s for 110m hurdles. Selected for the 1995 World Championships and 1996 Olympics, Jai had to withdraw with injury (heel/groin respectively). He relocated to the AIS in 1997 and his career started to take off. During the late '90s, Peter Burge, Shane Hair and Jai have pushed this event to new levels in Australia. Burge defeated Jai on countback to take the 1998 Commonwealth Games title, just days after Jai had raised the National record to 8.32m at the World Cup. Jai couldn't continue after three jumps due to a groin strain. Taurima just missed a medal by 1cm at the 1999 World Championships where Hair was 5th. In one of the great stories of the Sydney Games Jai claimed the silver medal in a hotly contested final behind Cuban, Ivan Pedroso. Injury limited his competition program during 2001. During warmup at the 2002 A-championships, Jai injured his hamstring, causing him to withdraw from competition. Jai is currently aiming for the World Championships in Paris 2003.

### Interests:

Jai is a keen motorcycle rider and is always looking for a new adrenalin rush. Enjoys surfing, skateboarding, snowboarding and is keen to try some "BASE" jumps.



## Luke Taylor

Date of Birth: 19/03/1983  
 Occupation: Student  
 State: NSW  
 Coach: Marilyn Pearson  
 Previous Coach: John Taylor  
 Scholarship: NSWIS  
 Club: Penrith  
 Place of Birth/Residence: Sydney/Sydney  
 Marital Status: Single  
 Gender: Male

Australian Championships:  
 3000m Steeple: '00 - 2nd (U20), '02 - 1st (U20)

International Championships:  
 World Junior Championships: '00 - 3000m Steeple - heats  
 World Junior Cross Country: '01 - 8km - 103rd

#### Progression:

3000m	1999	9:03.00
	2000	8:40.37
	2001	8:26.23
3000m Steeple	2000	9:08.39
	2001	9:07.54
	2002	9:06.93

#### Events/PB's:

3000m	2001	8:26.23
3000m Steeple	2002	9:06.93

#### Records:

Australian record - Long Jump - 8.49m

#### Interesting Facts:

Luke started athletics simply because it was fun, but eventually has become a very successful track and cross country runner. Luke has been on scholarship at the NSWIS since August 2000. Luke is the official custodian of "FANG" the killer white rabbit and mascot of the Marilyn Pearson/Penrith Athletics training group.

#### Interests:

Also known as 'Poos', 'Tubby' and "Bendall", Luke enjoys playing the guitar and music in general.



## Anna Thompson

Date of Birth: 11/12/1976  
 Occupation: Teacher-Orchard Grove Primary  
 Height: 175cm  
 Weight: 51kg  
 State: VIC  
 Coach: David Bullock  
 Club: Glenhuntly  
 Place of Birth/Residence: Melbourne/Blackburn, Melbourne  
 Marital Status: Single  
 Gender: Female

Australian Championships:  
 1500m: '99 - 10th heat, '00 - 12th, '01 - 3rd  
 5000m: '00 - 10th, '01 - 2nd, '02 - 3rd  
 10000m: '99 - 9th, '00 - 5th  
 Cross Country: '99 - 11th, '00 - 8th, '01 - 3rd

International Championships:  
 Commonwealth Games: '02 - 5000m - 9th  
 World Cross Country - '02 15th  
 World University Cross Country - '00 16th, '02 4th  
 Trans Tasman meet: 3000m - 1st

Progression:		
10000m	1997	40:45.00
	1998	38:52.00
	1999	37:05.00
	2000	35:10.27
	2001	35:21.35
3000m	1997	11:21.65
	1998	10:20.80
	1999	9:54.19
	2000	11:21.65
	2001	9:23.94
5000m	1997	19:10.46
	1998	16:41.00
	1999	16:36.57
	2000	16:36.57
	2001	16:08.36
	2002	15:44.29

Events/PB's:		
10000m	2000	35:10.27
1500m	2001	4:17.44
3000m	2001	9:23.94
5000m	2002	15:43.92
800m	2001	2:07.02
Half Marathon	2002	75:03

Records:  
 Tasmanian 1000m: 2:46.83

Interesting Facts:  
 Anna graduated as an Occupational Therapist but decided on a change of career and completed a Bachelor of Teaching. She is currently teaching grades 3 & 4 at Orchard Grove Primary School in Blackburn.

Sporting Career:  
 Anna has been a steady improver over the past four years and says her current success purely lies in remaining uninjured and following an efficient training program. Anna made her international debut in 2000 with a 16th placing at the World University Cross Country Championships. In early March she placed 3rd in the National 5000m in a pb of 15:44.29. The next week she left for Europe to represent Australia at both the World Cross Country Championships and the World University Cross Country Championships where she achieved the superb placings of 15th and 4th respectively. Her 15th placing in the World Cross Country was the 7th best every place by an Australian woman in our 25 World Cross Country campaigns. Ran a personal best of 15:43.92 to place 9th in the 5000m at the Commonwealth Games.



ATHLETE PROFILES

## Bronwyn Thompson

Date of Birth: 29/01/1978  
 Occupation: Physiotherapist/Athlete  
 Height: 177cm  
 Weight: 68kg  
 State: QLD  
 Coach: Gary Bourne  
 Previous Coach: Chris Cusack  
 Scholarship: QAS  
 Club: Southern Suburbs AC  
 Place of Birth/Residence: Rockhampton QLD/Brisbane  
 Marital Status: Single  
 Gender: Female



Australian Championships:  
 Long Jump: '94 - 1st (U14), '95 - 1st (U18), '96 - 3rd (U20), '00 - 2nd, '01 - 2nd, '02 - 1st

International Championships:  
 Olympic Games: '00 - Qual Round (6.55m)  
 Goodwill Games '01 - 2nd (6.88m)  
 Commonwealth Games: '02 - 6th (6.37m)

Progression:	Year	Distance (m)
Long Jump	2000	6.56m
	1991 - 1992	5.42m
	1992 - 1993	5.60m
	1993 - 1994	5.36m
	1994	5.94m
	1995	6.10m
	1996	6.10m
	2001	6.88
	2002	7.00m

Events/PB's:	Year	Distance (m)
100m	2002	11.95
Long Jump	2002	7.00m

Records:  
 Australian Open Record - Long Jump - 6.88m (7/9/01), 7.00m (7/3/02)  
 Commonwealth Record - Long Jump - 7.00m

### Interesting Facts:

Prior to the Sydney Olympics, Bronwyn discovered she had a tumour in her take-off foot. Immediately after the Olympics the tumour, the size of a golf ball and had wrapped itself around the sheath of tendons, was removed and found to be benign. A physiotherapist at Logan Hospital, "Bron" enjoys spending her limited spare time catching up with friends and family outside of training. When Bronwyn is competing, her superstition is to always wear something old, something borrowed, something new and something blue. This has included one of her mother's rings, blue socks and an old pair of earrings. Another pre-race superstition is to eat banana sandwiches and have a shower. Started athletics seriously aged 10 and was a member of the under-17 Australian All Star Six volleyball team, but by age 16 she had started to concentrate on athletics. She has been working 30-32 hrs/week in the leadup to the CG, but will return to 38hr/week upon her return from Europe. Bronwyn likes to combine work and training. Bronwyn has a 20 stride long jump runup which is 41 metres long. Her dad was a high jumper in his teenage days and has returned to competition placing fifth at the 2001 World Veterans Championships. He is coached by Bronwyn. Bronwyn's grandfather started PE in Queensland schools.

### Sporting Career:

In 1996, Bronwyn was selected in the squad for the World Junior Championships but just missed out on final selection in the team. After a period away from serious athletics to concentrate on studies, she made a triumphant return at the 2000 Australian Championships winning silver behind WA's Kylie Reed. Bronwyn continued her rise to win the long jump with a new personal best at the Telstra Olympic Trials and gained selection in the Australian team for the 2000 Olympic Games. At the Sydney Games Bronwyn finished ninth in her qualifying round to miss a place in the final by 5cm. Due to an operation on a foot tumour after the Olympics, she was not back in training until early 2001 leaving her poorly prepared for the 2001 Nationals, where she managed to finish second. After some good leadup jumps, she secured an invitation to compete at the Goodwill Games in her hometown. In a very exciting long jump competition at the Goodwill Games, Bronwyn started superbly with a personal best of 6.78m in the first round. Bronwyn remained in second place to 7.26m jumper, Brazilian Maurren Maggi. In round four, soon to be World No 1, Russian Tatyana Kotova, took the lead with her 6.84m leap. But Bronwyn responded beautifully in the fifth round, taking the lead with a new Australian record of 6.88m. But on the very last jump of the competition the early leader, Maggi, leaped a seasonal best of 6.94m. Bronwyn had broken the 13-year-old Australian record, with the sixth best performance in the world for 2001. Surprisingly Bronwyn did not receive a Track and Field News top-10 merit ranking. On 7 March 2002, Bronwyn shattered the Commonwealth, Oceania and Australian records with an enormous distance of 7.00m. Her series was superb: 6.75, 6.81, 6.87, f. 7.00, f. The leap was the second longest in the world for over 18 months. At the Telstra A-series meet in Perth, Bronwyn bruised her heel which was further damaged at the Telstra A-series in Adelaide. In mid-April, despite her injury, which was worsened in the qualifying round, Bronwyn won her first National title with a leap of 6.77m - the longest (legal) distance in the 52-year history of the Nationals. A heel injury restricted Bronwyn in the lead up to the Commonwealth Games, resulting in a below par leap of 6.38m (6.47m qual. round) to place sixth in the final.

### Interests:

At home, Bronwyn enjoys spending time with her Rottweiler "Buffy", named after TV's vampire slayer.

## Clare Thompson

Date of Birth: 28/12/1977  
 Occupation: Research Co-ordinator (Elite Sports Properties)/Athlete  
 Height: 177cm  
 Weight: 62kg  
 State: VIC  
 Coach: Eric Hollingsworth  
 Previous Coach: Craig Hilliard  
 Scholarship: VIC  
 Club: Sandringham  
 Place of Birth/Residence: Beaudesert, QLD/Melbourne, VIC  
 Marital Status: Single  
 Gender: Female



Australian Championships:  
 Heptathlon: 1994 - 2nd (U20), 1st (U18), '97 - 1st, '98 (OGT) - 2nd, '99 - 2nd, '00 - 2nd, '01 - 3rd, '02 - 1st

International Championships:  
 Commonwealth Games: '02 - Heptathlon - 4th  
 World Junior Championships: '94 - Heptathlon - 20th  
 World Student Games: '97 - Heptathlon - DNF, '99 - 3rd, '01 - DNF

Progression:

Heptathlon	1994	5098
	1995	5401
	1997	5534
	1999	5766
	2000	5958
	2001	5570
	2002	5867

Events/PB's:

100m Hurdles	2000	13.65
200m	2000	24.20
800m	2001	2:16.00
Heptathlon	2000	5958
High Jump	2000	1.78
Javelin Throw	2002	44.04
Long Jump	2000	6.25
Shot Put	2002	13.37

Interesting Facts:

Clare started athletics as a hobby during high school. Made her first Australian team in 1992, aged 14y. While at the UK championships in 1994, Clare's head collided with a steel pole while watching team mates. Her great uncle, the late Tom Blue, was a former IOC delegate for over 15yrs. In 1994 Clare had a bone tumour removed putting her out of competition for seven months. As a junior the natural all rounder was a member of the QLD swim team and the 16yrs QLD Basketball side. Clare admires German heptathlete, Sabine Braun for her longevity.

Sporting Career:

An athlete who came to prominence as a heptathlete when she won the national title in Hobart in 1997. Clare showed much promise in 1999 when she won the bronze medal at the World University Games. In July 2000 recorded the 5th highest score in Australian history when she tallied 5958 pts in Darwin. Going into the 2000 Olympic trials Clare had four B qualifiers, but was unable to complete the competition, withdrawing after three events with a back injury. In a high quality 2002 Telstra A-championships/CG trials meet in April, Clare secured selection in the Commonwealth Games team. At the Commonwealth Games, Clare threw PB's in the Javelin and Shotput and placed fourth overall.

Interests:

Clare enjoys reading literature, shopping, fashion, travel, history and the beach.



## Mark Thompson

Date of Birth: 5/3/1979  
 Occupation: Athlete/Tour Guide  
 Height: 174cm  
 Weight: 58kg  
 State: NSW  
 Previous Coach: Dick Telford  
 Club: Woden Harriers  
 Place of Birth/Residence: /Canberra  
 Gender: Male

Australian Championships:  
 1500m: '96 - 4th (U20)  
 5000m: '98 - 13th, '98 (CGT) 7th, '99th - 18th, '00 - 19th,  
 10000m: '00 - 11th, '00 (OGT) - 10th,  
 Cross Country: '96 - 1st (U20), '97 - 1st (U20), '98 - 12th, '99 - 10th, '01 - 3rd

International Championships:  
 World Junior Championships: '96 - 5000m - heat, '98 - 5th  
 World Cross Country: '96 - 78th, '98 - 33rd, '02 - (4.36km) 81st

Progression:		
10000m	1999	29:08.17
	2001	28:48.57
	2002	29:59.11
1500m	1995	3:58.00
	1996	3:52.49
	1997	3:46.55
	1998	3:45.24
	2000	3:48.53
3000m	2002	8:12.83
5000m	1996	14:20.00
	1997	14:09.23
	1998	14:02.98
	1999	13:50.01
	2000	13:36.30
	2002	13:47.12

Events/PB's:		
10000m	2001	28:46.57
1500m	1998	3:45.24
3000m	1999	7:58.63
5000m	2000	13:36.30
Mile	2000	4:01.88

Records:  
 Australian U18 5000m 14:09.23

Sporting Career:  
 Very promising distance talent who is now under the guidance of Canberra distance coach Dick Telford. Contested both the World Juniors and World Cross Country in 1996 and 1998. Finished an outstanding eighth in the 1500m at the 1998 World Juniors. Has made steady progress in the senior ranks, with a best performance of 3rd at the National cross country in 2001. Selected in the Australian team for the 2002 World Cross Country Championships, his first senior team.

## John Thornell

Date of Birth: 22/04/1985  
 Occupation: Student  
 Height: 175cm  
 Weight: 60kg  
 State: NSW  
 Coach: Fred O'Connor/Dan Suchy  
 Scholarship: NSWIS  
 Club: Westfields  
 Place of Birth/Residence: Sydney/Sydney  
 Marital Status: Single  
 Gender: Male

Australian Championships:  
 Long Jump: '00 - 1st (AAS U16); '01 - 1st (U18), '01 - 3rd (U20), '01 - 7th, '01 1st (AAS U18 & U20)

International Championships:  
 World Junior Championships: '01 Long Jump - 11th (6.90m, 7.51m qual.), Medley Relay - heat (300m), '02 Long Jump - 6th, 4x100m HtI 5th

### Progression:

Long Jump	1999	6.40
	2000	7.06
	2001	7.69m
	2002	7.78

### Events/PB's:

100m	2001	10.90
	2001	10.70windy
200m	2001	21.83
High Jump	2000	2.05
Long Jump	2002	7.78
Pole Vault	2001	3.40m
Triple Jump	2001	13.85m

### Records:

Australian All Schools Record - Long Jump U16 - 7.06, U18 7.69m

### Interesting Facts:

One of John's career highlights has been rooming with Kyle Vander Kuyp at a Grand Prix meet. His hobbies include computer pinball and spending time with friends. Before going to the Australian Championships in Brisbane, his school Principal presented him with a piece of ribbon, the length was the difference between his PB and Jai Taurima's Olympic silver medal winning performance. Since joining Westfields Sports High in late 2000, his career has changed. He described one of his likes as school "I wish everyday was a school day...Westfields is the best thing that ever happened to me." John is a very talented Rugby League winger. Jai Taurima has taken him under his wing and personally rang him after a break through performance in the Telstra Athletics Grand Prix in Sydney. Jai and Peter Burge have helped rev-up the crowd for John when they all compete together.

### Sporting Career:

A talented high jumper in his early teens, John received little coaching just relying on competition. It basically all started for John just weeks after the 2000 Olympics, when in November, while competing at the NSW All Schools, he cleared 2.05m in the 15y high jump, leapt 6.90m in the long jump and ran 11.4 in the 100m. His girlfriend was a talented hurdler at Westfields, so he decided to make the trip to the sporting high school. The school's jumps coach Fred O'Connor started to look after him, and five weeks later he won his first national title the Australian All Schools U16 long jump. The next four months were full of successes, including the Australian U18 long jump title, competing in the Sydney and Melbourne Grand Prix meets, winning the NSW U18 Decathlon title, improving his pb to 7.53m and selection in the team for the World Youth Championships. At the World Youth Championships, John jumped superbly in the qualifying round with a leap of 7.51m, to rank equal No. 2 for the final, but unfortunately a number of fouls and a best of only 6.90m placed him only 11th in the final. Extended his personal best in December at the Australian All Schools with winning jumps of 7.69m and 7.67m in the U20 and U18 long jump events. Was awarded the Dmitri Markov Male Performer of the meet award.



## Darren Thrupp (OAM)

Date of Birth: 6/12/1966  
 Occupation: Porter  
 Height: 175cm  
 Weight: 75kg  
 State: QLD  
 Coach: Gary Bourne  
 Previous Coach: Pat Birgan  
 Previous Coach 2: John Harvey  
 Scholarship: QAS  
 Club: South Brisbane  
 Place of Birth/Residence: Kilroy QLD / Runcorn, Qld  
 Marital Status: Married  
 Gender: Male

### International Championships:

Paralympics: '92 - Long Jump 1st, '96 - Long Jump 1st, 200m 3rd, 100m/400m semi-final, '00 -  
 4x100m 1st, 4x400m 1st, 100m 7th, 200m 7th, 400m 5th  
 IPC World Championships: '94 - 100m/200m/400m semi-final, '98 - Long Jump 6th, 4 x 400m, '02 - 200m 3rd  
 CP-ISRA World Championships: '01 - Long Jump 1st, 100m 3rd  
 FESPIC Games: '02 100m - 1st, 200m - 1st, long jump - 1st

### Progression:

100m	1994 - 1998	12.44
	1999 - 2000	12.25
	2001	12.23
	2002	12.32
	1994 - 1995	25.86
200m	1996	25.52
	1997 - 2001	24.98
	2002	25.05
Long Jump	1992 - 1993	5.78
	1994 - 1995	5.86
	1996 - 2001	6.08
	2002	5.92

### Events/PB's:

100m	2002	12.32
200m	2002	25.05
400m	1997	55.17
Long Jump	1996	6.08m

### Records:

World Record: Long Jump (F37), 100m  
 Australian Record: 100m, 200m, Long Jump (T37), Long Jump (T38)

### Interesting Facts:

Darren has cerebral palsy that was caused by a car accident. His nickname is "Laces" and he enjoys watching other sports and competing. He most admires Carl Lewis and people who give 100% regardless of the obstacles. Awards Darren has received include an OAM, Australian Sports Medal, the Darling Downs Sportsman of the Year as well as being named the Maranoa District Sportsman of the Century.

### Sporting Career:

**DISABILITY CLASSIFICATION:** T37 / F37 Cerebral Palsy (Moderate to minimal hemiplegia)

Darren was recently reclassified from a T38 to T37 and immediately set a New World Record in the Long Jump with a leap of 5.79m in Brisbane. He was a member of the gold medal winning 4x100m and 4x400m relay teams at the Sydney 2000 Paralympics as well as placing seventh in the 100m, 200m and fifth in the 400m. Darren claimed bronze in the 200m at the IPC World Championships in a personal best time of 25.22. He recently won three gold medals at the FESPIC Games (Far East and South Pacific Games for the Disabled) at Busan in South Korea. Darren won the 100 metre sprint in world record time and the long jump. His third gold was won in the 200-metre sprint, setting a new Australian record of 25.05 seconds.

## Geoff Trappett (OAM)

Date of Birth: 18/09/1979  
 Occupation: Athlete  
 Height: 160cm  
 Weight: 48kg  
 State: QLD  
 Coach: Brett Jones  
 Scholarship: QAS  
 Club: Independent  
 Place of Birth/Residence: Brisbane / Albany Creek, QLD  
 Marital Status: Single  
 Gender: Male

International Championships:  
 Paralympic Games: '00 - 100m - 1st  
 IPC World Championships: '02 100m 3rd

Progression:		
100m	1998	15.61
	1999	15.40
	2000	14.46
	2001	14.30
	2002	14.86

Events/PB's:		
100m	2001	14.30s
200m	2001	26.10s
400m	2001	50.3 sec

### Interesting Facts:

Originally, Geoff started as a junior in basketball, tennis and swimming before finally settling on athletics. His awards include: 2001 Order of Australia and Male Athlete of the Year for Sporting Wheelies. He was a finalist in the Young QLD of the Year.

### Sporting Career:

**CLASSIFICATION:** T54 Wheelchair (Have normal arms and hand function. Have a range of trunk function from some to normal. May have some leg function).

Since he began on the Australian circuit in 1998 Geoff has made a big impact on the very competitive T54 class. He realised his childhood dream when at his first Paralympic Games in Sydney, he won gold over 100m in a new personal best time and Australian Record of 14.46 secs. His sporting idol is Lance Armstrong and is one of the future stars of the team. Geoff claimed bronze at the 2002 IPC World Championships in the 100m in a time of 14.86.



## Lee Troop

Date of Birth: 22/03/1973  
 Occupation: Athlete  
 Height: 178cm  
 Weight: 58kg  
 State: VIC  
 Coach: Steve Moneghetti  
 Scholarship: VIS  
 Club: Chilwell  
 Place of Birth/Residence: Geelong/Geelong VIC  
 Marital Status: Single  
 Gender: Male

Australian Championships:  
 5000m: '92 - 3rd U20, '96 - 14th, '97 - 2nd, '98 - 3rd, '99 - 2nd,  
 10000m: '97 - 2nd, '98 - 1st, '99 - 1st, '02 - DNF  
 Marathon: '00 - 3rd  
 Half Marathon: '97 - 1st  
 8km: '91 - 2nd U20, '92 - 1st U20  
 12km: '98 - 2nd

International Championships:  
 Commonwealth Games: '98 - 5000m - 6th, 10000m - 7th, '02 - Marathon - 7th  
 Host City Marathon: '00 - 5th  
 London Marathon: '99 - 11th  
 Olympic Games: '00 - Marathon - 66th  
 World Championships: '99 - 5,000m - heat  
 World Cross Country: '96 - 66th, '99 - 41st  
 World Half Marathon: '97 - 58th  
 Marathon Career (4):  
 18/4/99 11th London Marathon 2:11.21  
 30/4/00 5th (3rd Aust) Host City Marathon (Sydney) 2:18.50  
 1/10/00 66th Olympics (Sydney) 2:29.32  
 22/4/01 6th Rotherdam Marathon 2:10.04



Progression:		
10000m	1997	28:08.35
	1998	28:04.64
	1999	28:32.27
	2002	28:03.01
5000m	1997	13:36.69
	1998	13:37.93
	1999	13:14.82
	2000	13:43.98
	2001	13:38.97
	2002	14:09.51
Marathon	1999	2:11:21
	2000	2:18:50
	2001	2:10:04

Events/PB's:		
10000m	2002	28:03.01
3000m	1999	7:41.78
5000m	1999	13:14.82
Marathon	2001	2:10:04

Records:  
 Australian Open Record - 5000m - 13:14.82

### Interesting Facts:

Lee is the grandson of a former Australian Boxing Champion. He became involved in athletics at 11 yrs when he joined his father's weight loss campaign by taking training runs around the local neighbourhood. Before a race, "Troop" enjoys having a relaxing cup of tea. His most embarrassing moment was in 1996 when he shaved his head before the 10km Zatopek and performed badly, gaining no advantage from the radical haircut.

### Sporting Career:

One of Australia's toughest distance runners who always serves it up to the field. After breaking Ron Clarke's 33-year-old national record in the 5000m in 1999, Lee decided to move up to the marathon. With coach Steve Moneghetti at the helm, Lee was selected for the Olympic marathon after finishing fifth in The Host City Marathon where he came back from injury and was placed on a drip after the race. At the Olympics, Lee stayed with the lead bunch in the marathon until the 22km mark when he dropped off the pace with a torn abdominal muscle, however battled on to the finish, placing 66th. Smashed his marathon best, clocking 2:10.04 in Rotherdam in April 2001, moving to No 5 in Australian history. Withdrew from the 2001 World Championships with injury. Struggled throughout 2002 with injury, but still selected for the Commonwealth Games team. Troop claimed the top position in the men's 10,000m at the 2002 Telstra Zatopek Classic in the time of 28:03.01. In that same race his coach Steve Moneghetti finished third.

## Kyle Vander Kuyp

Date of Birth: 30/05/1971  
 Occupation: Athlete  
 Height: 185 cm  
 Weight: 82 kg  
 State: VIC  
 Coach: Roy Boyd  
 Previous Coach: Esa Peltola  
 Previous Coach 2: Roy Boyd  
 Scholarship: Australian Institute of Sport  
 Club: Ringwood  
 Place of Birth/Residence: Sydney / Melbourne  
 Marital Status: Single  
 Gender: Male

Australian Championships:  
 110m Hurdles: '90 - 2nd, '91 - 2nd, '92 - 1st, '93 - 1st, '94 - 1st, '95 - 1st, '96 - 1st, '97 - 1st, '98 - 1st, '98  
 (CGT) - 1st, '99 - 1st, '00 (OGT) - 1st, '01 - 1st

International Championships:  
 Commonwealth Games: '90 - 110m Hur - 6th, '94 - 5th, '98 - 5th  
 Olympic Games: '96 - 110m Hur - 7th, '00 - semi  
 World Championships: '93 - 110m Hur - semi, '95 - 5th, '97 - semi, '99 - 2nd Round  
 World Cup: '92 - 110m Hur - 5th, '94 - 6th  
 World Indoor Championships: '95 - 60m Hur - 8th, '97 - heat  
 World Junior Championships: '90 - 110m Hur - 3rd

Progression:		
110m Hurdles	1989	14.23
	1990	13.85
	1991	13.88
	1992	13.74
	1993	13.48
	1994	13.45
	1995	13.29
	1996	13.32
	1997	13.49
	1998	13.63
	1999	13.55
	2000	13.58
	2001	13.55
	2002	14.04

Events/PB's:		
100m	1994	10.47
1995	13.29	

Records:  
 Australian record - 110m Hurdles - 13.29  
 Australian record - 60m Hurdles (indoors) - 7.73


Interesting Facts:  
 Enjoys VW cars, shopping, designing, childcare and coaching. Patricia and Bernard adopted Kyle. Was awarded the 1998 Cleo Bachelor of the Year.

Sporting Career:  
 World Junior bronze medallist in 1990 who is Australia's greatest ever high hurdler. Was magnificent at the Gothenburg World Championships 1995, running an Australian record of 13.29 in the second round on his way to a close-up fifth in the final and also made the Olympic final in 1996. Started the 2000 season in style with three good Grand Prix wins including a 13.58s run in Perth before incurring a foot injury which prevented him from defending his National Title. Returned to good form in August winning the 110 metres hurdles at the Telstra Athletics Trials gaining a place on the Australian team for the 2000 Olympics where he progressed well to the semi finals finishing eighth. Kyle started his international career at the Commonwealth Games in February 1990 and later that year he won bronze at the World Junior Championships. During the '90s Kyle compiled an impressive record competing at 13 major championships and winning eight consecutive National 110m hurdles titles. He relocated from Melbourne to Canberra in the late '90s. Selected for the Sydney Olympics, held in his city of birth, Kyle made it through to the semi-finals. Kyle regards his greatest asset as his ability to perform well under pressure, which he did at the 2001 Telstra Nationals, where his place in the World Championships team was not assured. Kyle responded well and was the only new athlete to run an 'AA' World Championship qualifying time. He unfortunately injured himself while competing in Europe and withdrew from the 2001 World Championships.



## Casey Vincent

Date of Birth: 17/03/1979  
 Occupation: Athlete  
 Height: 183 cm  
 Weight: 78kg  
 State: NSW  
 Coach: Michael Khmel  
 Previous Coach: Eric Hollingsworth  
 Previous Coach 2: Peter Fortune  
 Previous Coach 3: Trevor Vincent  
 Scholarship: NSWIS  
 Club: University of New South Wales  
 Place of Birth/Residence: Boronia, VIC /Sydney  
 Marital Status: Single  
 Gender: Male



**Australian Championships:**  
 400 metres: '96 - 4th (U20), '97 - 3rd, '98 - 2nd (U20), '98 (CGT) - 2nd, '99 - 2nd, '00 (OCT) - 1st, '01 - heat, '02 - 5th

**International Championships:**  
 Commonwealth Games: '98 - 400m - 2nd Round, 4x400m - 5th  
 Olympic Games: '00 - 400m - semi, 4x400m - 8th final  
 World Cup: '98 - 4x400m - 8th (ran only heat and semi)  
 World Indoor Championships: '99 - 400m - semi  
 World Junior Championships: '96 - 400m - semi, 4x400m - 5th, '98 - 400m - 2nd, 4x400m - 1st

<b>Progression:</b>		
400m	1995	48.77
	1996	47.67
	1997	46.20
	1998	45.55
	1999	46.05
	2000	45.36
	2001	46.03
	2002	46.06

<b>Events/PB's:</b>		
400m	2000	45.36

**Interesting Facts:**

Casey played with the Southern Stingrays in the VSFL (Aussie Rules). He always wears a gold chain with a crucifix that was given to him from his mother's country of origin in South America.

**Sporting Career:**

Ran a magnificent 400m final at the 1998 World Juniors just being pipped for a gold medal running a personal best then produced an eye-catching anchor leg to give Australia the gold in the 4x400m relay. Vincent continued his good form in 2000 winning the 400 metres at the Telstra Olympic Trials and gaining a place on the team for the Sydney Olympics. One week before the teams entered the stadium for the opening of the 2000 Olympics, Casey lowered his personal best for the 400m to 45.36s at a warm up meet in Qld. He performed well at the Sydney Games finishing sixth in his 400m semifinal but was forced to withdraw from the final of the 4x400m due to injury. In November 2000 suffered a major injury when he tore the pectoral muscle off the bone. Missed the entire 2001 Telstra Athletics Grand Prix series. In his comeback race at the 2001 Telstra Nationals, could only manage fourth in his heat in a slow 46.73. Selected in the supplementary squad for the 2001 World Championships, but aborted his European campaign due to injury. Placed 5th at the 2002 Telstra A-championships/CG trials, earning selection in the 4x400m relay for the Commonwealth Games.

## Sarah Walkley

Date of Birth: 11/5/1983  
 Occupation: Student-Sydney Uni 2nd year - Radiography  
 Height: 160cm  
 Weight: 50kg  
 State: NSW  
 Coach: Bob Walkley  
 Scholarship: NSWIS  
 Club: Gosford  
 Place of Birth/Residence: Central Coast, NSW/Central Coast, NSW  
 Marital Status: Single  
 Gender: Female

Australian Championships:  
 10000m Walk: '02 - 1st (U20)

International Championships:  
 World Junior Championships: '02 - 10000m Walk DNF

Progression:

10000m Walk	2001	51:41.8
	2002	48:56.83
20km Walk	2001	1:59:52
5000m Walk	2001	24:45.0
	2002	23:58.91

Events/PB's:

10000m Walk	2002	48:56.83
20km Walk	2001	1:59:52
5000m Walk	2002	23:58.91

**Interesting Facts:**


Sarah became involved in athletics due to her brother's and sister's participation and since then, has excelled. Sarah's short term goals include gaining a place at Australian Championships and a top 10 finish at World Juniors and long term goals are to compete at the 2006 Commonwealth and 2008 Olympic Games.

**Sporting Career:**

Career highlights include State walking champion and qualifying for the World Junior Championships.

**Interests:**

Also known as Sar and Bubs, Sarah enjoys shopping and listening to music as well as chocolate, animals and sport and dislikes people who think they are better than everybody else





## Bruce Wallrodt

Date of Birth: 26/09/1951  
 Occupation: Chief Executive Officer  
 Height: 189cm  
 Weight: 105kg  
 State: WA  
 Coach: Frank Ponta  
 Previous Coach: Russell Hodder  
 Previous Coach 2: Ed Neimanis  
 Scholarship: WAIS  
 Club: Wheelchair Sports WA Association  
 Place of Birth/Residence: Bunbury WA / Perth WA  
 Marital Status: Married  
 Gender: Male



### International Championships:

Paralympics: '88 Javelin 1st, Shot Put, 1st, Discus 3rd, '92 Javelin 1st, Shot Put 2nd, '96 Shot Put 1st, Javelin 3rd, '00 Shot Put 2nd  
 World Championships: '90 Javelin 1st, Shot Put 1st, Discus 1st, '02 Shotput 1st  
 ISMVF World Championships: '84 Javelin 2nd, '90 Javelin 1st, Shot Put 1st, Discus 1st  
 FESPIC: '86 Javelin 1st, Discus 1st

### Progression:

Discus Throw	1999	27.40m
Javelin Throw	1998	24.32m
	1999	26.40m
Shot Put	1996	9.12m
	1999	9.35m
	2001	9.50m
	2002	9.12

### Events/PB's:

Discus Throw	2001	27.40m
Javelin Throw	2001	25.23m
Shot Put	2001	9.50m

### Records:

World Record: Shot Put, '02 Shot Put (9.12m)  
 Australian Record: Javelin

### Interesting Facts:

One of the longest serving on the current Paralympic training squad, Bruce has seen many changes in the sport. Not to be deterred by athletes younger than himself, he continues in the search for excellence. Bruce's list of achievements is nearly endless. Since 1983 when he claimed the Best first Player's Award for WA Wheelchair Basketball there has been little time for Bruce to slow down. In 1985, he was a finalist in WA Sports Star of the Year and in 1986, he was one of five winners of the Australian Jaycees Outstanding Young Australians. Currently Bruce is the CEO of Wheelchair Sports in Western Australia.

### Sporting Career:

DISABILITY CLASSIFICATION F54 (Paraplegia affecting lower limbs and trunk)

In 1988, Bruce claimed his first World Record of many when he won the Javelin in Seoul with a throw of 24.32m. In 1990, Bruce set New World Records in both Javelin and Shot Put at the World Championships. Further improvement and another World Record for Bruce in Atlanta, 1996 in the Shot Put. Despite only winning a silver in the shot put in Sydney 2000, Bruce has had an outstanding year in 2001, twice setting New World marks in the Shot Put and claiming a personal best and Australian Record in the Javelin. At the 2002 World Championships in Lille, France, Bruce claimed the World Record for men's shotput (F54), with his throw of 9.12m.

## James Watson

Date of Birth: 23/01/1985  
 Occupation: Student  
 Height: 183  
 Weight: 73  
 State: NSW  
 Coach: Ron Wyld  
 Scholarship: NSWIS  
 Club: Sydney Pacific  
 Place of Birth/Residence: Sydney/Sydney  
 Marital Status: Single  
 Gender: Male

### Australian Championships:

High Jump: '99 - 3rd (AAS U20), '99 - 2nd (AAS U18), '99 - 3rd (AAS U16); '00 - 7th (U20), '00 - 2nd (AYC U18), '00 - 1st (AYC U16), '00 - 1st (AAS U20), '00 - 1st (AAS U18), '00 - 1st (AAS U16); '01 - 1st (AYC U18), '01 - 1st (U20), '01 - 6th, '02 - 1st (U20), '02 - 5th

### International Championships:

Commonwealth Youth Games: '00 (Edinburgh GBR) - 1st (2.09m)  
 AOC Sydney Youth Olympic Festival: '01 - 1st (2.14m)  
 IAAF World Youth (U18) Championships: '01 (Debrecen HUN) - 2nd (2.21m)  
 IAAF World Junior (U20) Championships: '02 (Kingston JAM) - qual round (2.12m)

### Progression:

High Jump	1998	1.91m
	1999	2.05m
	2000	2.11m
	2001	2.21m
	2002	2.16m

### Events/PB's:

High Jump	2001	2.21m
-----------	------	-------

### Interesting Facts:

James is coached by Ron Wyld, a former British National coach. Completed his HSC in 2002 at Barker College and is aiming to study computing at University in 2003.

### Sporting Career:

James has compiled a very impressive record in the sport over the last few years. His first appearance at the Nationals saw a 14-year-old James collect medals in the U16, U18 and U20 high jumps at the 1999 Australian All Schools Championships. Later that season at the Australian Youth Championships, he won the U16 high jump and placed second in the U18 event and secured selection in the Australian team for the 2000 Commonwealth Youth Games in Edinburgh. In his international debut, James was superb, winning the event with a leap of 2.09m. At the Australian All Schools in December 2000, he claimed a unique treble by winning the U16, U18 and U20 high jump, with a best leap of 2.11m in the U16 event. This pb ranked him the No 1 U16 in the world for 2000. He again raised his best to 2.14m in January 2001 at the Sydney Youth Olympic Festival and then pushed his pb to 2.15m at the Telstra Athletics Grand Prix in Newcastle in February. He eventually competed and placed in three Telstra Athletics Grand Prix meets in 2001. He capped the season with the wins in the U18 and U20 national titles. In July he competed in the 2nd IAAF World Youth (U18) Championships in Debrecen Hungary. In one of the best junior high jump competitions eight of the leading nine competitors recorded personal bests including James, who raised his best to an outstanding 2.21m to claim the silver medal. 2002 was a busy year studying for the higher school certificate at Barker College, but James still managed to leap 2.16m and compete in the qualifying rounds at the World Juniors in Kingston Jamaica.

### Interests:

James enjoys the beach, computers, movies and any sport.



## Katrina Webb (OAM)

Date of Birth: 22/05/1977  
 Occupation: Director of Kwik Kat Enterprises and Physiotherapist  
 Height: 180cm  
 Weight: 68kg  
 State: SA  
 Coach: Steven Butler  
 Previous Coach: Tania VanHeer-Murphy  
 Previous Coach 2: Marius Ghita  
 Scholarship: SASI  
 Club: Independant  
 Place of Birth/Residence: Adelaide SA / Klemzig SA  
 Marital Status: Single  
 Gender: Female



### International Championships:

Paralympics: '96 - 100m 1st, 200m 1st, Long Jump 2nd, '00 - 100m 2nd, 400m 2nd, 200m 3rd  
 IPC World Championships: '98 - 100m, 200m, 400m 2nd, Javelin 1st, '02 - 100m 2nd, 400m 2nd

### Progression:

100m	1996	14.79
	1998	14.54
	2000	14.01
200m	1996	30.39
	2000	28.98
400m	1996	69.50
	1998	68.90
	2000	65.39

### Events/PB's:

100m	2000	14.01
200m	2000	28.98
400m	2000	65.39
Javelin Throw	1998	26.90 m
Long Jump	1996	4.46 m

### Records:

World Record: Javelin  
 Australian Record: Long Jump

### Interesting Facts:

Katrina leads a busy, yet rewarding life. She is the Director of her own company; Kwit Kat Enterprises as well as working as a physiotherapist. In 1996 she was awarded with an OAM. In 2001, she was a Finalist in the Young Australian of the Year Nippy's Sports Award as well being named the South Australian Young Person of the Year.

### Sporting Career:

**DISABILITY CLASSIFICATION:** T38 Cerebral Palsy (Relatively minimal dysfunction)

Katrina was in the AIS netball squad in 1995 when, a recurring knee injury saw her diagnosed as having a mild case of cerebral palsy. Having an attitude of making everything count she turned her goals towards running for Australia. She was rewarded with outstanding performances in Atlanta in 1996 where she won the 100m and 200m double and took silver in the Long Jump after breaking the world record. After a successful 1998 World Championships Katrina won silver in Sydney in the 100m and 400m and a Bronze in the 200m. Katrina mirrored her Sydney Olympics results when she won silver at the 2002 IPC World Championships in the 100m and 400m.

### Interests:

Katrina enjoys travelling, snow skiing and relaxing when possible with her partner, Sydney 2000 Olympic water-polo goalkeeper Eddie Denis.

## Kylie Wheeler

Date of Birth: 17/01/1980  
 Occupation: PT Development Officer (AthleticA)/Student (BSc 4th Y 2002)  
 Height: 180 cm  
 Weight: 64kg  
 State: WA  
 Coach: Lyn Foreman/Anne Masters  
 Previous Coach: Steve Lemke, Christine Stanton  
 Scholarship: VAIS  
 Club: University of Western Australia  
 Place of Birth/Residence: Perth/Perth  
 Marital Status: Single  
 Gender: Female

Australian Championships:  
 400 metres: '99 - 3rd (U20)  
 100m Hurdles: '98 - 5th (U20), '99 - 2nd (U20)  
 400m Hurdles: '98 - 2nd (U20), '99 - 2nd (U20), '00 - heat  
 Heptathlon: '96 - 2nd (U20), '98 - 4th (U20), '99 - 1st (U20), '00 (OT) - 2nd, '01 - 4th

International Championships:  
 Commonwealth Games: '02 - Heptathlon - 2nd, 4x400m - 1st (ran heats only)  
 World Junior Championships: '98 - 400 Hurd semi (59.44 ht), 4x400 7th  
 East Asian Games: '01 - Hept 3rd (5702)

Progression:		
400m Hurdles	1997	63.00
	1998	59.48
	1999	59.03
	2000	58.11
	2002	59.83
Heptathlon	1996	4700
	1998	4439
	1999	5069
	2000	5583
	2001	5702
	2002	5962

Events/PB's:		
100m Hurdles	2002	13.95
200m	2002	24.27
400m	2000	54.81
400m Hurdles	2000	58.11
800m	2002	2:14.8
Heptathlon	2002	5962
High Jump	2001	1.81m
Javelin Throw	2002	35.90m
Long Jump	2002	6.18
Shot Put	2002	12.61

Interesting Facts:  
 Kylie works part-time as a development Officer with AthleticA and completing her BSc this year.

**Sporting Career:**  
 An all round athlete, Kylie was a regular competitor in heptathlon competitions and in 1996, aged just 16 years, she clinched a silver medal in the Australian U20 heptathlon. Soon after she switched to train with Lyn Foreman and started to concentrate on the 400m hurdles. Within two years she was selected for the 1998 World Junior Championships, where she progressed to the semi-final and ran on the 4x400m relay team that placed 7th. At the 1999 Nationals she placed 3rd in the U20 400m, and 2nd in the 100m hurdles and 400m hurdles and won the heptathlon title. In pursuit of Olympic selection, Kylie was runout in the heats of the 400m hurdles at the 2000 National Championships. Six months later at the Olympic trials she placed a gallant 2nd in the heptathlon, but was short of the qualifying standard. Kylie was fourth in a competitive 2001 Nationals heptathlon and was selected for the East Asian Games in May, where she placed third in a personal best tally of 5702. After a solid 2002 season she earned Commonwealth Games selection with a second placing at the 2002 Telstra A-championships in April 2002. An outside chance for a medal at the games, Kylie returned home with a gold and silver. Kylie started well in the heptathlon recording three pb's on day one. Two more pb's on day two earned her the silver medal raising her best by 260 points to 5962. Ran in the heats of the 4x400m relay which eventually won gold.

Interests: Kylie's interests include spending time with friends, watching TV and eating.



## Tim Williams

Date of Birth: 9/12/1981  
 Occupation: Student-BCom/BSc-Monash  
 Height: 172cm  
 Weight: 69kg  
 State: VIC  
 Coach: Peter Van Miltenburg  
 Scholarship: VIS  
 Club: Box Hill  
 Place of Birth/Residence: Brisbane/Melbourne  
 Marital Status: Single  
 Gender: Male

**Australian Championships:**  
 100 metres: '99 - 1st (U20), '00 - 2nd (U20), '00 (OGT) 1st B, '02 - 7th  
 200 metres: '98 - 2nd (U18), '99 - 3rd (U20), '00 - 1st (U20), '00 - 2nd B, '01 - 5th, '02 - 1st 'B' final

**International Championships:**  
 Commonwealth Games: '02 - 4x100m - 3rd, 4x400m - 5th  
 World Junior Championships: '00 - 100m semi, 200m semi, 4x100m disq  
 World Student Games: '01 - 200m semi, 4x100m 5th, 4x400m 4th

**Progression:**

100m	1998	10.94
	1999	10.81
	2000	10.60
	2001	10.60
	2002	10.54
200m	1998	21.45
	1999	21.80
	2000	21.57
	2001	20.96
	2002	20.94/20.90w
400m	2001	47.04

**Events/PB's:**

100m	2002	10.54
200m	2001	20.96
400m	2001	47.04

**Interesting Facts:**

Competing for Anglesea SLSC, Tim has won the Australian under 18 and under-19 Australian Surf Lifesaving Beach Sprint titles.

**Sporting Career:**

Tim has been doing athletics since he joined Little Athletics as a 7-year-old. In his international debut at the 2000 World Juniors, Tim performed very well. He progressed to the semi-finals in both events. With a personal best of 50.01 dating back to 1998, he added the 400m to his racing program during the 2001 summer, clocking a remarkable best of 47.04 from his six outings over the lap. Progressed to the semi-final of the 200m at the 2001 World Student Games and helped both relay teams to top-5 places. Clinched a place in the 4x100m relay for the Commonwealth Games with a 5th placing at the 2002 Telstra A-championships.

**Interests:**

Tim's hobbies include playing the trumpet and guitar and surfing. Although he likes the beach, Tim doesn't like seafood. He is a fan of Michael Johnson and U2 member Bono.

## Jodi Willis-Roberts (OAM)

Date of Birth: 24/04/1967  
 Occupation: Public Servant  
 State: VIC  
 Scholarship: VIS  
 Club: Ballarat YCW  
 Place of Birth/Residence: Preston / Ballarat, VIC  
 Marital Status: Married  
 Gender: Female

### International Championships:

Paralympics: '92 - Shot Put 1st, Discus 2nd, '96 - Shot Put, Discus, Javelin, '00 - Shot Put 1st, Discus 3rd  
 IPC World Championships: '94 - Shot Put 1st, Discus 2nd, Javelin 2nd, '02 - Shotput 3rd, Discus 3rd  
 IBSA World Championships: '98 - Shot Put 1st, Discus 3rd

### Progression:

Discus Throw	1992	32.30
	1994	34.80
	1998	36.15
	2000	36.57
Shot Put	1992	11.16
	1998	11.38
	1999	12.20
	2000	11.83

### Events/PB's:

Discus Throw	1999	37.14m
Hammer Throw	1997	31.98
Javelin Throw	1996	24.50m
Shot Put	1999	12.20m

### Records:

Australian Record: Discus, Shot Put, Javelin, Hammer

### Interesting Facts:

Nickname is "Bones". Her favourite quote is "Go hard or go home". She was awarded an Order of Australia Medal in 1993 after winning Gold at the Barcelona Paralympics.

### Sporting Career:

**CLASSIFICATION:** F12 Vision Impaired (Legally blind, with 0-5% of 'normal' vision in the best eye after correction)

Jodi has won Gold at the Blind (BSA) World Championships, IPC World Championships and at the Paralympics for Shotput and Discus. She has been competing for a number of years and currently holds the Australian Records in all of the throws in her class. Her international highlight was competing in Australia at the Sydney 2000 Paralympics where Jodi won gold in the Shotput and received bronze for the Discus. At the 2002 IPC World Championships, Jodi won bronze for the Shotput and Discus.



## Wendy Young

Date of Birth: 18/03/1984  
 Occupation: Student  
 Height: 178  
 Weight: 60  
 State: SA  
 Coach: Alan Launder/Graham Boase  
 Club: Hills District  
 Place of Birth/Residence: Adelaide/Adelaide  
 Marital Status: Single  
 Gender: Female

### Australian Championships:

Pole Vault: '97 - 2nd (AAS U15); '98 - 4th (AYC U16), '98 - 10th (AYC U18), '98 - 2nd (AAS U16);  
 '99 - 1st (AYC U16), '99 - 2nd (AYC U18), '99 - 1st (AAS U18), '99 - 1st (AAS U16); '00 - 2nd (AAS U20), '00 - 3rd (AAS U18); '01 - 1st (AYC U18), '01 - 1st (AYC U20), '02 - NH

### International Championships:

Sydney Youth Olympic Festival: '01 - Pole Vault - 1st

### Progression:

Pole Vault	1998 - 1999	2.90
	1999 - 2000	3.50
	2000 - 2001	3.75
	2001 - 2002	3.80
	2002	4.10

### Events/PB's:

Pole Vault	2002	4.10
------------	------	------

### Interesting Facts:

Wendy began athletics in Little Athletics when she was five and continued through to U15. Then Alan Launder approached her older sister (Tracey pb 3.75) to try pole vault. Wendy went along also and has been hooked ever since. Similar to a number of other successful pole vaulters, Wendy was also a talented gymnast.

### Sporting Career:

Wendy has been competing successfully at Australian Championships since 1997 and has currently won 10 national medals and taken five titles. A feature of her performances is her ability to compete at or near her personal best in major championships. Wendy won her first national medal in December 1997 at the Australian All Schools Championships, when she was second in the U15 pole vault with a leap of 2.70m. The next summer, Wendy had progressed to 3.50m and during the season won three national medals. The next season (1999/2000), Wendy didn't improve on her 3.50m but claimed the U16 and U18 titles at the Australian All Schools. At the 2000 Australian All Schools, Wendy cleared a new pb of 3.75m and then in January 2001, she won the Sydney Youth Olympic Festival. She then secured selection in the team for the World Youth Championships when she won the U18 title in Bendigo with a leap of 3.65m. Then in March 2001 she won the National U20 title and pushed her best to 3.80m. At the 2002 Telstra A-series Adelaide, Wendy set a new PB of 4.10m to claim 4th.

***Life Members  
& Merit Awards***

*Principal sponsor*



LIFE MEMBERS  
& MERIT AWARDS



### Athletics Australia Life Members & Merit Award Recipients

(Formerly the Australian Athletic Union 1982-1989)  
 (Formerly the Amateur Athletic Union of Australia 1927-1982)  
 (Formerly the Amateur Athletic Union of Australasia 1897-1927)

Founded 1897

MEMBER OF THE INTERNATIONAL ASSOCIATION OF ATHLETICS FEDERATIONS  
 MEMBER OF AUSTRALIAN ATHLETICS FEDERATION

Affiliated with: Australian Olympic Committee  
 Australian Commonwealth Games Association  
 Confederation of Australian Sport

#### MEMBER ASSOCIATIONS

Australian Capital Territory Athletics  
 Athletics New South Wales  
 Northern Territory Athletics  
 Queensland Athletics  
 Athletics South Australia  
 Athletics Tasmania  
 Athletics Victoria  
 AthleticA (Western Australia)

#### HONORARY LIFE MEMBERS

**(Elected by A.A.U. of A.) (Elected by A.W.A.A.U.)**

* Mr Hugh R Weir CBE	(1957)	* Miss Gwen Bull OAM	(1962)
* Mr C Ronald Aitken CBE	(1965)	* Miss Nell Gould OAM BEM	(1962)
* Mr Arthur J Hodsdon MBE	(1965)	* Mrs Doris Magee AM MBE	(1962)
* Mr Norman G Hutton	(1968)	* Miss Lillian Neville OAM	(1962)
* Mr Leonard B Curnow OBE	(1968)	* Mrs Doris Willson	(1964)
* Mr Robert E Graham OBE	(1968)	* Mrs Mavis Ebzery OAM	(1967)
* Mr F Theo Treacy OBE	(1969)	* Mrs Maisie McQuiston BEM	(1971)
* Mr George Soper	(1969)	* Mrs Margaret Cahill OAM	(1972)
* Mr C Herbert Gardiner QJM	(1974)	* Mrs Mabel Robinson MBE	(1973)
* Mr H George Carruthers MBE	(1977)	Mrs Joyce Bonwick OAM	(1978)

**(Elected by Athletics Australia)**

* Mr Thomas C Blue AM BEM	(1980)	The Hon Allan W McDonald QC	(1993)
Mr Clive D Lee AM	(1984)	Mr George W Tempest	(1994)
Mrs Flo Wrighter OAM BEM	(1986)	Mr John Bailey AM	(1995)
Mr Noel J Ruddock AM	(1989)	Mr Paul Jenes	(1995)
* Mr Graeme T Briggs AM JP	(1990)	Mrs Margaret L Mahony OAM	(1997)
Mrs Brenda J Pearl OAM	(1992)	Mr Denis P Wilson AM	(1997)
Mrs Stella McMinin AM JP	(1992)	Mrs Gwen Chester	(1998)
Mr Fred W Napier OAM	(1992)	Ms Ronda M Jenkins	(2002)

\* Deceased

## Recipients of the Merit Award of Athletics Australia

### (Elected by the A.A.U. of A. 1968-1978)

Mr J D	Bailey AM	Q	1976
Mr J B	Barlow	Q	1968
* Mr E W	Barwick	T	1968
* Mr F J W	Budge	S	1977
* Mr H G	Carruthers MBE	N	1970
* Mr R	Clemson	V	1968
* Mr J W	Cook	Q	1973
* Mr R C	Corish BEM	N	1970
* Mr T B	Dodds	S	1968
* Mr J E	Draper	V	1971
* Mr H J	Eastaughffe	Q	1968
* Mr E D	Eastham	V	1978
* Mr J K	Faulkner	S	1968
* Mr R C	Frith OAM	N	1975
* Mr C H	Gardiner QJM	V	1968
* Mr E R	Goodwin	Q	1974
* Mr E R	Graham	S	1978
* Mr J H	Hanman	N	1972

* Mr T F	Hantke	W	1968
* Mr W W	Huxley	Q	1973
* Mr H J	Low	S	1970
* Mr P S	McCavanagh	S	1969
* Mr A H	McIvor	S	1976
* Mr E	Moore	V	1974
* Mr C H F	Morgan	S	1968
Mr F W	Napier OAM	W	1977
* Mr J L	Patching AO OBE	V	1968
* Mr A E	Robinson	V	1968
* Mr F A	Rose	T	1968
Mr N J	Ruddock AM	T	1975
* Mr V B	Sharp MBE	S	1968
* Mr G B	Stringer	V	1970
* Mr W C	Thompson	Q	1968
* Mr F T	Treacy OBE	W	1968
* Mr P D	Walsh	N	1971
* Mr R P B	White	N	1970

### (Elected by the A.W.A.A.U. 1971-1978)

Mrs P	Andersson	V	1971
* Mrs E	Armstrong	V	1971
* Mrs D	Barnes	S	1976
Mrs I	Bennett	V	1974
Mrs G	Bergman	N	1978
* Mrs L	Berzinski	V	1974
Mr J	Bonwick OAM	Q	1971
Mrs A	Burow	V	1974
* Mrs M	Cahill OAM	S	1972
* Mrs L	Cavanagh	S	1971
Mrs G	Chester	W	1973
Mrs D	Clarke	N	1971
* Mrs E	Clay	W	1975
Mrs M	Cuthbert	N	1978
* Mrs D	Davis	V	1974
Mrs J	Davis MBE	V	1975
* Mrs N	Davey	N	1977
* Mrs M	Ebbery OAM	T	1972
* Mrs N	Edwards	N	1973
* Mrs Z	Fibbins OAM	N	1971
Mrs M	Fitzgibbons	N	1975
Mrs M	Fraser	V	1973
Mrs J	Gell	V	1974
* Mrs E	Godfrey	N	1971
* Miss N	Gould OAM BEM	N	1971

Mrs N	Greenham OAM	S	1973
Mrs J	Harmey	N	1971
* Mrs A	Kennedy BEM	V	1971
* Mrs N	Keily	V	1974
* Mrs Y	Lanyon-Owen	Q	1971
Mrs E	McBeth	V	1971
Mrs S	McMinn AM JP	Q	1971
* Mrs M	McQuiston BEM	V	1974
* Mrs P	McWillie	W	1973
* Mrs D	Magee AM MBE	N	1971
* Miss E	Morris	V	1974
* Miss L	Neville OAM	V	1971
* Mrs Y	Neasbey	N	1977
Mrs B J	Pearl OAM	S	1976
Mrs P	Peters AM	S	1973
* Mrs M	Robinson MBE	V	1971
* Mrs G	Rose	V	1971
* Mrs J	Saunders	V	1974
Mrs E	Schulz	Q	1978
Mrs G	Sheldon	N	1971
* Mrs D	Spittles	Q	1971
Mrs D	Stanton	V	1971
* Mrs F	Venn	V	1974
Mrs F	Wrighter OAM BEM	N	1971

### (Elected by Athletics Australia 1979)

Mr M R	Aitken	S	1993
Mr E C	Bartholomeusz	Q	1986
Mr D F	Bell OAM	V	1985
Mr R H	Brandis	Q	1998
* Mr G T	Briggs AM JP	T	1981
Mr L R	Boyd	V	1995
Mr D P	Cross	Q	1994
Mrs J M	Cross OAM	Q	1985
Mr D B	Cundy	A	1997
Dr J A	Daly OAM	S	1993
* Mr F	Day OAM	W	1991
* Mrs W M	Ey BEM	S	1993
* Mr D G	Ferrier	V	1984
* Mr J D	Forrest	Q	1984
Mr I	Galbraith	A	1994
Mr A K	Gordon OAM	S	1994
Mr P I	Hamilton	N	1996
Mrs M	Heffernan OAM	S	1980
Dr B	Hodgson	V	1994
Mr R K	Hood AM	T	1989
Mr L A	Hutton	N	1993

Mrs J	Huxley	N	1996
Mr J	Jarver OAM	S	1994
Mr P	Jenes	V	1992
Ms R M	Jenkins	V	1998
Mr D W	Jowett	Q	1993
Mr P W	Lucas	N	1989
Mrs M L	Mahony OAM	V	1994
* Mr E S	Martin	Q	1991
Ms M	Mathews AM	N	1988
Ms L	Morgan	V	2002
Mrs E	Murphy OAM	Q	1990
Mrs R	Owens	N	1996
* Mr R W	Pannell	V	1992
Miss M J	Patterson OAM	V	1986
Mrs J M	Petfield OAM	Q	1987
Mr H L	Ralph OAM	N	1979
Mr B S	Roe	T	1996
* Mr H J	Schubert MBE	V	1987
Mr G W	Tempest	W	1990
Mrs P	Turney	V	1994
Mr D P	Wilson AM	A	1994
* Mr C A	Wise	T	1979

\* Deceased

LIFE MEMBERS  
& MERIT AWARDS



***Publications***

*Principal sponsor*



PUBLICATIONS

## Publications & Videos

### NEW RELEASES

#### A-news

Athletics Australia's official newsletter. Subscribe via AA web site at: [www.athletics.org.au](http://www.athletics.org.au) (currently under AthsInfo)

Free

### DEVELOPMENT

#### IGA Team Athletics Resource

Contact AA

Complete resource providing teachers with all the information required to deliver Team Athletics in primary schools. Includes lesson plans, event and competition options and curriculum outcomes for all States and Territories. Due for publication in 2003.

#### IGA Hot Tracks Athletics Program

\$93.50 (incl. GST)

This resource package is the 'one stop shop' for teachers involved in teaching and conducting school athletics programs. It is suitable for upper primary and secondary school children.

#### Teacher's Resource Material

Contact AA

This resource includes eight manuals covering Technical Aspects, Teaching Techniques, and Sport Science. It can be purchased as a total package or purchased individually.

#### Planning and Managing Athletics Facilities Manual

\$11.00 (incl. GST)

This manual is a general guide to the development and maintenance of an athletics facility. A must for clubs, Local Government and others. Free to affiliated athletics clubs.

### COMPETITIONS / STATISTICAL

#### 2003 Season Guide - 52nd Year of Records and Results

Contact AA

#### 2002 Season Guide - 51st Year of Records and Results

Free

#### Athletics Australia's - Australian Junior Ranking Lists

Ranking lists, usually 15-40 deep, are prepared in four age divisions: U20, U18, U16 & U14. They are prepared by Janet Stickler and Dan Suchy (U16 & U14) and David Tarbotton (U18 & U20) - Athletics Australia Junior Statistician.

The final 2002 Australian Junior Ranking Lists are available for purchase from Dan Suchy from 10th January 2003. The cost is: \$6.00 including postage. Please send orders to: Dan Suchy, 9 Sunny Place, St Johns Park 2176.

Any corrections or additions to the rankings, please forward to:

U20 & U18 to David Tarbotton: [david.tarbotton@athletics.org.au](mailto:david.tarbotton@athletics.org.au), or fax 02 8436 2198

U16 & U14 to Dan Suchy: [suchy@ozemail.com.au](mailto:suchy@ozemail.com.au), or fax 02 9725 4898

### OTHER TITLES AVAILABLE THROUGH ATHLETICS AUSTRALIA

#### Fields of Green, Lanes of Gold

\*\$50.00 (incl. GST)

*\*Special discounted price for limited time only*

Fields of Green, Lanes of Gold is the story of Australia's athletics history. From the great runners of the 19th century, the deeds of Edwin Flack in the 1896 Olympics and the current stars of track and field, Australia has embraced and honoured its heroes.

Author Paul Jenes chronicles the triumphs and the disappointments. Hardcover, more than 300 pages and beautifully illustrated with more than 200 black and white and colour photographs, Fields of Green, Lanes of Gold is a legacy to all who 'ran the race' - not just those who won.

#### Australian Women at the Olympic Games

\$16.50 (incl. GST)

Author: Dennis Phillips / published in 1992 (in stock)

#### Coaching Athletes with Disabilities: General Principles (in stock)

\$27.50 (incl. GST)

#### Coaching Amputee Athletes (in stock)

\$22.00 (incl. GST)

#### Coaching Deaf Athletes (in stock)

\$22.00 (incl. GST)

#### Coaching Athletes with Vision Impairments (in stock)

\$22.00 (incl. GST)

#### Coaching Athletics with Intellectual Disability (in stock)

\$27.50 (incl. GST)

**INTERNATIONAL ASSOCIATION OF ATHLETICS FEDERATIONS (IAAF) PUBLICATIONS**

email: [headquarters@iaaf.org](mailto:headquarters@iaaf.org), web: [www.iaaf.org](http://www.iaaf.org)

<b>2002-2003 IAAF Handbook</b> Official Handbook listing IAAF rules (in stock)	<b>\$13.20 (incl. GST)</b>
<b>IAAF Track &amp; Field Facilities Manual - 2002 edition</b> Guide to T&F Facilities (track layout and markings map)	<b>\$220.00 (incl. GST)</b> <i>(Pre-purchases only)</i>
<b>The Referee – Le Juge Arbitre</b> Guide to the technical rules governing athletics - 2002 edition (1998 edition in stock)	<b>\$44.00 (incl. GST)</b> <i>(on order)</i>
<b>IAAF Athletics Officiating – A Practical Guide</b> Guide for athletics officials - 2002 edition (2000 edition in stock)	<b>\$17.60 (incl. GST)</b> <i>(on order)</i>
<b>IAAF Judging of Race Walking</b> Guide for walk officials - 2002 edition	<b>\$17.60 (incl. GST)</b> <i>(on order)</i>
<b>IAAF Scoring Tables for Combined Events</b> 2001 edition	<b>\$17.60 (incl. GST)</b> <i>(in stock)</i>
<b>IAAF Outdoor Scoring Tables of Athletics</b> 2001 edition	<b>\$26.40 (incl. GST)</b> <i>(in stock)</i>
<b>IAAF Indoor Scoring Tables of Athletics</b> 2001 edition	<b>\$26.40 (incl. GST)</b> <i>(in stock)</i>

Postage and handling charges apply to all orders, which are subject to availability at time of order. Prices are also subject to change.

**STATISTICAL PUBLICATIONS**

Listed below are some athletics publications which are available and have been prepared and published by members of the ATFS and many in conjunction with the IAAF.

**Athletics 2003**

Editor: Peter Matthews. The ATFS Annual contains more than 600 pages of facts, records, world rankings, world all-time lists, athlete profiles, previews and results from 2002. Available from: Sportsbooks Limited, PO Box 422A, Surbiton, Surrey, KT5 9YP, UK. Email: [randall@sportsbooks.ltd.uk](mailto:randall@sportsbooks.ltd.uk)

**Pacific Statistics**

Compiled by Tony Isaacs. This small bulletin includes Pacific Island statistics and results of major meets and special articles. Available from: Tony Isaacs, 11 Manton Close, Trowbridge, Wiltshire BA14 0RZ, UK. Email: [tony.isaacs@tinyworld.co.uk](mailto:tony.isaacs@tinyworld.co.uk)

**2002 African Athletics Annual**

Compiled by Yves Pinaud. This publication contains over 150 pages of African rankings and results including national championships and all-time lists. Available from: Yves Pinaud, 15 bis rue Detaille, 94210, La Varenne St Hilaire, France. Email: [yespin@infonie.fr](mailto:yespin@infonie.fr)

**Athletics International**

Edited by Mel Watman and Peter Matthews. This 8-10 page publication is published 30 times per year and includes a comprehensive roundup of world athletics results and rankings. Cost: US\$160 or 95 pounds. Available from: Mel Watman, 13 Garden Court, Marsh Lane, Stanmore, Middlesex, HA7 4TE, UK. Email: [mel@gardencourt.fsnet.co.uk](mailto:mel@gardencourt.fsnet.co.uk)

**Asian Athletics 2002**

Compiled by Heinrich Hubbeling. This booklet is over 80 pages and covers the 2002 Asian rankings. Available from: Heinrich Hubbeling, Haydenstrasse 8, 48691 Vreden, Germany. Email: [hhubbeling@t-online.de](mailto:hhubbeling@t-online.de)

**National Athletics Records for All Countries in the World**

Compiled by Winfried Kramer, Fouad Habash, Max Heilrath, Heinrich Hubbeling, Yves Pinaud and Raffaele Tummolo. This booklet of over 200 pages lists the best known performance for all Olympic events for all countries. Cost: DM35. Available from: Winfried Kramer, Kohlrodweg 12, 66539 Neunkirchen-Kohlhof, Germany.

## Publications & Videos (continued...)

### Track and Field Performances through the Years - Volumes 1, 2, 3 & 4

Compiled by Roberto Quercetani, Rooney Magnusson, Don Potts and Nejat Kok. Volume 1 covers 1929-1936, Volume 2 - 1937-1944, Volume 3 - 1945-1950 and Volume 4 - 1921-1929 world rankings. Each book is around 380 pages with photos and is an extensive re-construction of world ranking lists for that era. Available from ATFS – contact Paul Jenes.

### Universiades and Mediterranean Games

Compiled by Raul Leoni. Two volumes of Universiade results (1923-57 and 1959-1987). The Mediterranean Games covers results from 1949-1993. Cost: 30,000 lire each. Available from Raul Leoni, Via Paolo Maria Martinez n.11, 00151 Roma, Italy.

### Pacific Islands Athletics Statistics

Edited by Bob Snow. This regular newsletter covers results from the Pacific Islands and articles. Available from Bob Snow, 7 Newlyn Close, St. Ives, NSW, Australia 2075. Email: snow\_bob@hotmail.com

### IAAF Progression of World Best Performances and Official World Records

Edited by Richard Hyman. This 495 page publication is a very comprehensive list of world records, official and unofficial. Available from: IAAF, 17 Rue Princesse Florestine, Monte Carlo 98007, Monaco.

### Caribbean Athletics Annual 2002

Compiled by Bernard Linley. This yearly booklet covers all major results and rankings for the Caribbean. Available from: Bernard Linley. Email: blinley@mail.com

### Marathon Handbook 1996

Compiled by Ottavio Castellini and Isao Sugawara. This 123 page booklet covers world all-time and progression lists. Available from Ottavio Castellini, c/o Pizzeria Running Club, Via Monsignor Giacomo Tavernini 50, 25080 Navazzo (Brescia), Italy.

### Olympiaboken

Edited by Ulf Petterson. This 432 page book of the 1996 Olympic Games gives a comprehensive account and results of the Atlanta Games in Swedish. Includes many photos. Available from: Strombergs Brunnhages Forlag, Box 5, S-162 11 Vallingby, Sweden. They also have an annual sports book (Idrottsboken) which not only covers Sweden, but also the world. They are in Swedish.

### South American Track and Field Championships

Compiled by Winfried Kramer. This 175 page booklet with photos gives the complete results of all South American Championships from 1919 to 1995. Available from Winfried Kramer, Kohlrodweg 12, 66539 Neunkirchen-Kohlhof, Germany.

### Pan American Games Track and Field

Compiled by Basilio Fuentes and Severo Nieto. This 383 page book gives the complete results of the Pan-American Games with a small write up in both Spanish and English. Available from: IAAF 17 Rue Princesse Florestine, Monte Carlo 98007, Monaco. Basilio has also completed works on the Central American And Caribbean Games and Championships.

### The Olympic Marathon

Written by Dr David Martin and Roger Gynn. This 511 page book gives a comprehensive story on each of the Olympic Marathons since 1896. Illustrated with photos of the races and maps of the courses. Available from Human Kinetics, 57A Price Ave, Lower Mitcham, South Australia 5062. Email: liahka@senet.com.au or from The USA Email: humank@hkusa.com

### Athletics at the Commonwealth Games

Compiled by Rob Whittingham, Paul Jenes, Stan Greenberg. This 336 page book gives the full results of athletics at all the Commonwealth Games from 1930 to 1998. There is also a full index of athletes. Available from Umbra Athletics Ltd. Email: rob@umbra.co.uk

### Asian Athletics. All-Time Rankings as at 31.12.2000

Compiled by Heinrich Hubbeling. This 212 page book has comprehensive Asian all-time rankings. Available From Heinrich Hubbeling. Email: hhubbeling@t-online.de

There are also many excellent athletics magazines published around the world. They include Track and Field News and Track Newsletter (USA), Athletics Weekly (UK), Leichtathletik (Germany), Athletic Magazine (Canada), Atletica (Italy), Atletismo (Portugal), Juoksija (Finland), Australian Athlete. Many countries have yearly almanacs and magazines. There is also an excellent newsletter published by Mirko Jalava in Finland. The Spanish Athletics Federation also has some excellent publications. For details contact Paul Jenes at 23-25 Grandview Road, Warrandyte 3113. Fax: 61-3-9844 1863 or Email: jenesp@ausport.gov.au

***Media Awards***

*Principal sponsor*



**MEDIA AWARDS**



## 2003 Athletics Australia Media Awards

Athletics Australia and sponsors acknowledges the media's contribution to the Telstra A-series and invites nominations from media for its 2003 Media Awards. A panel of judges will determine the winners in late March 2003. The awards will be presented at the Telstra A-championships Dinner in Brisbane on Sunday 6th April 2003.

In 2003, the major media award, for overall coverage, will receive a weekend holiday for two (three days, two nights) courtesy of Qantas and Accor:

**OVERALL MEDIA COVERAGE:** awarded to one member of the Australian media based on their outstanding contribution to athletics over a 12-month period from April 2002 to March 2003. The winner will have demonstrated consistent support in the media coverage of the sport in this period either through their own reporting or in the production of media coverage.

Also in 2003, four \$500 sponsor packs will be presented for the year's best published/broadcast athletics:

**FEATURE ARTICLE (Press or Online):** Judges will award an article with a combination of storytelling, accuracy, newsworthiness and impact on Australian athletics;

**RADIO COVERAGE:** Judges will award the best radio story/interview/preview/review of 2003 Telstra A-series;

**TELEVISION COVERAGE:** Judges will award the best television story/interview/preview/review of 2003 Telstra A-series;

**PHOTOGRAPH:** Judges will award the best pictorial coverage, capturing the emotion and drama of athletics during the 2003 Telstra A-series.

### JUDGING PANEL

- Peter Norman - Olympic Games Silver medallist 1968
- Sam Elam - Director Media Manoeuvres, media training and management company
- Brett Chittenden - General Manager at Spin Communications





**ATHLETICS**  
A U S T R A L I A

# The Spirit of Australia.



No one knows Australia better than Qantas. That's why more people choose to fly to and around Australia with us.

[qantas.com](http://qantas.com)





# Winning Partnership

The Australian Sports Commission is the Federal Government agency responsible for the funding and development of sport in Australia. Through its two main programs – the Australian Institute of Sport, and Sport Performance and Development – the

Australian Sports Commission supports a wide range of initiatives designed to develop sporting excellence and increase participation in sport by all Australians.

Athletics Australia is one of 85 national sporting organisations that have formed a winning partnership with the Australian Sports Commission to develop their sports in Australia.

[www.ausport.gov.au](http://www.ausport.gov.au)

