

Amateur Athletic Union of Australia

HANDBOOK OF RECORDS
AND RESULTS
1985

THIRTY-FOURTH YEAR OF ISSUE



Amateur Athletic
Union of Australia



WORLD CUP ATHLETICS/CANBERRA, '85

AUSTRALIAN ATHLETIC UNION

(Formerly the Amateur Athletic Union of Australia) 1927 - 1982
(Formerly the Amateur Athletic Union of Australasia) 1897 - 1927

Founded 1897

MEMBER OF THE INTERNATIONAL AMATEUR ATHLETIC FEDERATION

Affiliated with: Australian Olympic Federation
Australian Commonwealth Games Association
Confederation of Australian Sport

MEMBER ASSOCIATIONS

Queensland Athletic Association
New South Wales Amateur Athletic Association
Victorian Athletic Association
Amateur Athletic Association of Tasmania
Athletic Association of South Australia
Athletic Association of Western Australia
Australian Capital Territory Athletic Association
Northern Territory Athletic Association
Australian Track and Field Coaches' Association
Australian Association of Veterans' Athletic Clubs
Australian Universities Sports Association

HONORARY LIFE MEMBERS

(Elected by AAU of A)

* Hugh R. Weir, CBE (1967)
C. Ronald Aitken, CBE (1965)
* Arthur J. Hodsdon, MBE (1965)
* Norman G. Hutton (1968)
Leonard B. Curnow, OBE (1968)
* Robert E. Graham, OBE (1968)
* F. Theo Treacy, OBE (1969)
* G. Soper (1969)
C. Herbert Gardiner (1974)
Thomas C. Blue (1980)

(Elected by AWAU)

Miss Gwen Bull (1962)
Miss Neil Gould, BEM (1962)
Mrs. Doris Magee, AM, MBE (1962)
Miss Lillian Neville (1962)
Mrs. Mavis Ebzery, OAM (1967)
Mrs. Maisie McQuiston, BEM (1971)
Mrs. Margaret Cahill (1972)
Mrs. Mabel Robinson, MBE (1973)
Mrs. Joyce Bonwick (1978)
H. George Carruthers

* Deceased

DIRECTORY

Postal Address: P.O. Box 254, Mooner Ponds, Victoria, 3039.

Office Address: 579 Mt. Alexander Road, Mooner Ponds, Victoria, 3039.

Telegrams: Amathunion, Melbourne

Telex: 30625 ME200

Telephone: National (03) 370 7648

International 61 3 370 7648

CONTENTS

AUSTRALIAN CHAMPIONSHIPS

Marathon	3
Road Running Championships	3
Road Walking Championships	3
Cross Country Championships	5
All Schools' Road Walk Championships	6
All Schools' Cross Country Championships	7
All Schools' Track & Field Championships	9
Under 16 & Under 18 Track & Field Championships	16
Open & Under 20 Track & Field Championships	21
Multiple Events Championships	28
Records	30
World Cup - Canberra	41
Australian Records Superseded	52
Performances of Australian Athletes in International Competition	55
1984/85 Ranking List	60

Independent Order of Rechabites



"You take it easy We make it easy"

I.O.R. Friendly Society simple Investment
Protection Plans, Hospital Insurance
Life Insurance, General & Domestic Insurance
*For friendly advice on all your Insurance needs,
Call Now*

**47 WELLINGTON STREET
WINDSOR, VIC, 3181
Telephone: (03) 51 9191**

AUSTRALIAN CHAMPIONSHIPS 1984/1985

WANG AUSTRALIAN MARATHON
(Conducted in Sydney 10/6/84)

MEN

A. Lloyd (NSW.AC) 2-14.36, D. Boltz (NSW.AC) 2-15.45, B. Morgan (NSW) 2-18.22,
L. Adams (Qld) 2-19.49, G. Kennedy (Vic) 2-23.20, D. Chettle (ACT) 2-25.02,
I. Cornthwaite (Vic) 2-25.22, P. Mitchell (Vic) 2-25.24

Teams: Victoria 14, Australian Capital Territory 20, New South Wales 34.

WOMEN

M. Main (NSW) 2-46.00, A. Perkins (ACT) 2-48.02, P. Marshall (NSW) 2-54.12,
I. Cook (Vic) 2-54.33, W. Hendricks (SA) 2-58.17, P. Sedman (NT) 2-59.38,
J. Flood (SA) 3-01.33, H. Alderson (SA) 3-01.35

Teams: South Australia 15, New South Wales 15, Australian Capital Territory 20.

AUSTRALIAN ROAD RUNNING CHAMPIONSHIPS

25km MEN - Conducted in Melbourne, 20/5/84

R. deCastella (ACT) 76-41, D. Froude (ACT) 77.00, J. Coole (Vic) 77.13,
D. Boltz (NSW) 77.18, J. Murphy (ACT) 79.00, P. Fabris (ACT) 79.05,
S. Moneghetti (Vic) 79.24, G. Clewes (ACT) 79.30

Teams: Australian Capital Territory 14, Victoria 27, New South Wales 49.

10km WOMEN - Conducted in Melbourne, 20/5/84

D. Gould (SA) 32-22, S. Pierson (Vic) 33.25, M. Sloane (Vic) 34.12, T. Turney
(Vic) 34.30, C. Schuwalow (Vic) 34.38, K. Whannel (Qld) 34.49, S. Fisher
(Vic) 34.55, A. Lord (ACT) 35.14

Teams: Victoria 14, New South Wales 42, Queensland 47.

AUSTRALIAN ROAD WALKING CHAMPIONSHIPS

50km MEN - Conducted in Adelaide, 18/3/84 (Olympic Trial)

A. Jachno (Vic) 4:01-02, M. Harvey (Vic) 4:04 K. Knox (NSW) 4:21-27,
D. Knox (Vic) 4:41.09, H. Summers (Vic) 4:45.49, T. Thompson (SA) 5:00.44

Teams: Victoria 8, New South Wales 15, Western Australia 22.

20km MEN - Conducted in Sydney, 4/3/84 (Olympic Trial)

D. Smith (Vic) 83.00, W. Sawall (Vic) 83.56, S. Baker (Vic) 85.06, M. Harvey
(Vic) 89.31, M. Richardson (Vic.AC) 92.23, M. Woods (NSW) 94.23, G. White (SA)
94.33, A. Jachno (Vic) 95.46


Teams: Victoria 10, New South Wales 36, South Australia 36.

20km MEN Under 20 - Conducted in Melbourne, 19/8/84

J. Hart (NSW) 1:36-2.8, P. Copeland (Vic) 1:36-17.6, S. Richardson (V.AC) 1:37-40.7,
C. Brill (Vic) 1:37-50.5, R. McFadden (SA) 1:42-46.9, T. Nancarrow (Vic) 1:42-47.9,
P. Nunn (Vic) 1:44-16.8, B. Taylor (Vic) 1:45-38.4, M. Bodey (V.AC) 1:49-13.4

Teams: Victoria 6

THINKING OF A CARPORT OR PATIO?



'FLEXALUM' CARPORTS and PATIOS

could be your answer.

In no rust, maintenance free aluminium, exclusive range of colours, never needs painting, no fuss—no mess, 10 year written guarantee

For obligation free measure & quotation contract

HOWITT HOME BUILDERS Pty. Ltd
PHONE (053) 39 5798

ALSO DISTRIBUTORS OF

"INTERLINE" Continuous length guttering in colorbond steel or zincalume rolled out on your site, to the lengths you require

"SYZGY" aluminium balustrading & columns also corner lace & frieze

when next in Ballarat call and visit our showrooms in the
Howitt St. Shopping Centre.

1229 HOWITT STREET, WENDOUREE. 3355

10km MEN Under 20 - Conducted in Melbourne, 20/5/84

S. Richardson (Vic) 47-25.3, R. McFadden (Vic) 48-05.1, P. Nunn (Vic) 48-47.6,
J. Grimanis (NSW) 50-08.1, P. Johnstone (NSW) 50-51.9, A. Crawford (NSW) 53-41.4,
G. Huxley (NSW) 61-43.3.

Teams: New South Wales 5.

8km MEN Under 18 - Conducted in Melbourne, 20/5/84

P. Copeland (Vic) 37-10.6, N. A'Hern (NSW) 37-18.4, C. Brill (Vic) 38-09.9,
R. Tonkin (Vic) 38-19.8, J. Grimanis (NSW) 38-30.5, A. Crawford (NSW) 38-48.0,
M. Bassett (NSW) 38-54.0, A. Ludwig (Qld) 39-05.1

Teams: Victoria 8, New South Wales 13, Western Australia 24.

20km WOMEN - Conducted in Melbourne 19/8/84

K. Saxby (NSW) 1:44-56.6, R. Thompson (NSW) 1:45-02.6, A. Ryan (NSW) 1:48-49.8,
J. Wannocott (SA) 1:53-08.4, L. Young (Vic) 2:00-08.2, L. Harrison (NSW)
2:02-39.1, J. Johnson (ACT) 2:05-45.0, M. Stanway (Vic) 2:06-29.1

Teams: New South Wales 6, Victoria 15.

10km WOMEN - Conducted in Melbourne 20/5/84

S. Pierson (Vic) 48-31.5, K. Saxby (NSW) 49-44.9, A. Ryan (NSW) 49-47.6,
S. Narbey (WA) 53-10.2, L. Harrison (NSW) 55-21.9, F. Toohey (Vic) 55-39.3,
M. Stanway (Vic) 58-32.4, K. Arkins (NSW) 58-43.2.

Teams: New South Wales 9, Victoria 12

10km WOMEN Under 20 - Conducted in Melbourne, 19/8/84

S. Narbey (WA) 53-24.7, L. Harrison (NSW) 52-45.5, Y. Waters (Vic) 53-04.8,
S. Miller (Vic) 53-59.6, J. Goodall (Vic) 57-22.7, R. Francis (NSW) 57-36.7.

Teams: Victoria 6

8km WOMEN Under 18 - Conducted in Melbourne, 20/5/84

L. Harrison (NSW) 46-57.5, K. Arkins (NSW) 47-27.5, K. Vanstan (Vic) 47-43.2,
R. Talbot (SA) 49-00.1, R. Butler (NSW.AC) 49-22.1, T. Buckingham (Vic) 49-47.1,
M. Scott (WA) 50-01.1, R. Francis (NSW.AC) 50-06.9

Teams: New South Wales 8, Western Australia 13

AUSTRALIAN CROSS COUNTRY CHAMPIONSHIPS

12km MEN - Conducted in Perth, 8/9/84

G. Henry (SA) 37-39.8, G. Briggs (ACT) 37-53.0, M. Norwood (Vic) 38-14.3,
A. Hoyle (Vic) 39-03.8, N. deCastella (Vic) 39-11.8, K. Livingstone (Vic)
39-16.2, M. Stock (Vic) 39-18.4, C. Ramadge (Vic) 39-30.0

Teams: Victoria 18, South Australia 49, New South Wales 56.

8km MEN Under 20 - Conducted in Perth, 8/9/84

B. Camp (Vic) 26-26.7, C. Dalton (NSW) 26-35.9, T. Pugh (Qld) 26-36.5,
R. Boyd (WA) 26-50.7, J. Vaalsta (WA) 26-52.3, M. Inwood (Qld) 27-01.4,
K. Anderson (Vic) 27-11.0, P. Griffiths (WA) 27-14.3

Teams: Queensland 32, Western Australia 33, New South Wales 34

6km MEN Under 16 - Conducted in Perth 8/9/84

T. Ford (Qld) 19-35.8, S. Mee (ACT) 19-42.0, G. Lewis (Qld) 19-53.3, M. Sewell
(NSW) 19-55.6, J. Agosta (Vic) 20-22.7, K. White (WA) 20-42.1, C. Tagg (Qld)
20-50.6, D. Paulin (Vic) 21-01.9

Teams: Queensland 9, New South Wales 22, Victoria 23.

8km WOMEN - Conducted in Perth, 8/9/84

S. Pierson (Vic) 30-00.4, S. Dalton (NSW) 30-35.7, K. Ganzevoort (NSW) 30-42.6,
T. Adams (NSW) 30-47.0, D. Letherby (SA) 30-47.7, P. Just (NSW) 31-02.0,
S. Patmore (Qld) 31-10.0, A. Lord (ACT) 31-47.1

Teams: New South Wales 10, Western Australia 28, Tasmania 40

6km WOMEN Under 20 - Conducted in Perth, 8/9/84

J. Perkins (Vic) 22-50.9, H. Ashcroft (SA) 22-58.0, K. Jukes (Qld) 23-22.2,
J. Nykvist (Qld) 23-40.2, S. Collins (ACT) 23-56.4, N. McKean (NSW) 25-34.8,
M. Dovey (NSW) 26-23.4, S. Narbey (WA) 27-15.5

Teams: Nil

4km WOMEN Under 18 - Conducted in Perth, 8/9/84

T. Adams (NSW) 14-49.3, S. Fisher (Vic) 15-03.7, F. Dawes (ACT) 15-21.2,
L. Moresco (WA) 15-26.3, L. Clewes (ACT) 15-33.5, L. Schultz (NSW) 15-43.5,
E. Cross (WA) 15-47.0, F. Court (ACT) 15-57.1

Teams: Australian Capital Territory 9, Western Australia 13, Queensland 23.

AUSTRALIAN ALL SCHOOLS' ROAD WALK CHAMPIONSHIPS

Conducted in Brisbane, 29/7/84

3000m BOYS Under 15

C. Topperwien (SA) 13-30.6, D. Stent (Vic) 13-56.8, B. Jones (NSW) 14-05.1,
P. Topperwien (SA) 14-15.0, G. Robertson (Tas) 14-23.0, T. Martin (Vic) 14-26.0,
C. Ward (NSW) 14-53.0, C. Russell (Vic) 15-01.0

Teams: Victoria 14, South Australia 14, New South Wales 17

6000m BOYS Under 17

N. A'Hern (NSW) 27-56.0, C. Brill (Vic) 28-24.3, K. Miller (Vic) 28-53.2,
M. Bassett (NSW) 29-37.0, K. Lowden (Vic) 29-54.0, G. Huxley (NSW) 30-37.0,
D. Mander (SA) 30-54.0, T. Shambrook (Vic) 31-25.0

Teams: Victoria 10, New South Wales 11, South Australia 24.

10,000m BOYS Under 19

P. Copeland (Vic) 47-59.8, C. Brill (Vic) 49-49.2, D. Crimson (Qld) 50-41.0,
B. Richardson (NSW) 52-59.0, P. Alderson (SA) 53-21.0, M. Fletcher (Vic) 57-53.0,
D. Mander (SA) 59-11.0, C. Carroll (NSW) 59-12.0

Teams: Victoria 8, New South Wales 18, South Australia 19.

3000m GIRLS Under 15

J. Saunders (NSW) 15-13.8, M. Keys (NSW) 15-20.6, M. Chapman (NSW) 15-27.7,
J. Jones (NSW) 15-32.0, R. Butcher (NSW) 15-32.0, R. Waters (Vic) 16-03.0,
J. Randall (NSW) 16-18.0, W. Muldoon (Vic) 16-23.0.

Teams: New South Wales 6, Victoria 19, Queensland 26.

6000m GIRLS Under 17

R. Talbot (SA) 31-36.9, J. Jones (NSW) 31-50.5, C. Vanstan (Vic) 31-58.4,
Y. Waters (Vic) 32-16.0, K. Arkins (NSW) 32-46.0, J. Goodall (Vic) 33-17.0,
L. Wynen (Vic) 33-29.0, K. Carroll (NSW) 33-31.0

Teams: Victoria 13, New South Wales 14, South Australia 18.

10,000m GIRLS Under 19

L. Harrison (NSW) 53-13.2, S. Miller (Vic) 54-01.5, J. Lewry (SA) 56-47.9,
R. Butcher (NSW) 57-04.0, K. Arkins (NSW) 59-13.0, C. Vanstan (Vic) 60-34.0,
J. Goodall (Vic) 61-00.0, K. Carroll (NSW) 62-02.0

Teams: New South Wales 10, Victoria 15, South Australia 20.

AUSTRALIAN ALL SCHOOLS' CROSS COUNTRY CHAMPIONSHIPS

Conducted in Brisbane, 29/7/84

4000m BOYS Under 15

D. Hill (Qld) 13-26.2, S. Dewhurst (NSW) 13-32.0, S. Doyle (Qld) 13-41.7,
B. Gill (Tas) 13-44.6, B. Hill (Qld) 13-52.3, M. Crannage (WA) 13-52.7,
M. Harding (Vic) 14-00.7, C. Oliver (Tas) 14-02.1

Teams: Tasmania 18, Queensland 18, New South Wales 27.

4000m BOYS Under 17

A. Ford (Qld) 12-50.1, T. Watts (WA) 12-56.2, D. Paulin (Vic) 13-05.8,
D. Woodcock (NSW) 13-10.1, M. Smith (NSW) 13-13.3, A. McDonald (Qld) 13-15.7,
D. Henley (WA) 13-18.3, A. Carman (SA) 13-19.5

Teams: Queensland 17, Western Australia 22, New South Wales 24.

8000m BOYS Under 19

C. Dalton (NSW) 26-08.1, R. Boyd (WA) 26-09.2, B. Shaw (Qld) 26-47.3,
M. Causer (NSW) 26-53.9, M. Sewell (NSW) 27-06.5, J. Agosta (Vic) 27-17.7,
C. Tagg (Qld) 27-21.2, Yoo Byung Kwan (Korea) 27-27.6, P. Arthur (NSW) 27-35.6.

Teams: New South Wales 10, Queensland 20, Victoria 23.

3000m GIRLS Under 15

N. Kuhauft (WA) 11-19.1, Y. Budich (SA) 11-30.4, L. Muoio (Qld) 11-31.2,
J. Bishop (Qld) 11-31.6, S. Patterson (Vic) 11-38.0, G. Ingram (SA) 11-38.3,
K. Loveday (Qld) 11-40.3, H. Searle (NSW) 11-43.3

Teams: Queensland 18, South Australia 19, New South Wales 25.

4000m GIRLS Under 17

K. Duncanson (NSW) 14-11.7, T. Adams (NSW) 14-33.5, L. Moresco (WA) 14-46.4,
K. Jukes (Qld) 15-03.8, K. Pearce (WA) 15-09.5, L. Tregenza (SA) 15-16.5,
A. Williams (Qld) 15-17.5, L. Clewes (ACT) 15-29.5

Teams: New South Wales 14, Western Australia 17, Queensland 19.

6000m GIRLS Under 19

S. Dalton (NSW) 22-34.6, S. Fisher (Vic) 22-53.8, P. Aitken (NSW) 23-34.5,
M. McDonagh (Vic) 24-23.5, P. Hunter (Vic) 24-33.5, R. McKean (NSW) 24-49.2,
J. Thompson (Qld) 25-04.0, K. Peek (NSW) 25-17.8

Teams: New South Wales 10, Victoria 11, Queensland 24.

THE SPIRIT OF FREEDOM

FORD FALCON GL



Ever there was a car designed to set your spirits free—this is it!

Eyes-catching. Stylish. Powerful. An exciting step in the evolution of Australia's favourite car. With the smooth, aerodynamic body lines

that define the look of today—shaped to slip silently through the wind.

Falcon is that finest of birds—a superb combination of styling and efficiency. The integrated sleek of the quartz halogen headlights and driving lights... the wrap-around styling of the high-strength polymer bumper... and the 'spoiler' shape of the lower body—not only add to the car's good looks but reduce drag for better fuel economy.

But good looks are just the beginning. Open the door and see what more Ford Falcon has to offer.

Ford Falcon GL.

The spirit of freedom.



AUSTRALIAN ALL SCHOOLS' TRACK AND FIELD CHAMPIONSHIPS

Conducted in Brisbane, 7th, 8th and 9th December 1984

BOYS - Under 15

100 METRES: L. Johnson (Q) 11.03, D. Dixon (Q.AC) 11.19, P. Northeast (SA) 11.51, R. Waters (NSW) 11.53, A. Juhasz (T) 11.56, T. Boston (Q.AC) 11.75, R. Brown (S.AC) 11.77, T. Keays (V) 11.81

200 METRES: L. Johnson (Q.AC) 22.75, D. Dixon (Q) 23.02, R. Waters (NSW) 23.39, S. Perry (N.AC) 23.77, A. Juhasz (T) 23.80, M. Bailey (WA) 23.81, T. Boston (Q.AC) 23.97, R. Brown (SA) 24.15

400 METRES: P. Northeast (SA) 50.30, M. Lisquaris (NSW) 51.14, S. Perry (N.AC) 51.82, J. Cryer (N.AC) 52.29, M. Harding (V) 52.59, C. Teevan (Q) 52.89, B. Emerson (Q.AC) 52.99, M. Howard (Q.AC) 53.22

800 METRES: D. Hill (Q) 1-59.34, M. Harding (V) 2-00.01, S. Hill (NSW) 2-01.56, C. White (N.AC) 2-03.30, D. Grimmond (A.AC) 2-05.66, J. Thomas (N.AC) 2-10.52,

1500 METRES: D. Hill (Q) 4-06.98, P. Stelling (N.AC) 4-12.32, S. Hill (N.AC) 4-13.25, M. Zammarelli (N.AC) 4-15.80, A. Baxter (W) 4-17.84, D. Rose (T) 4-27.06, M. Harris (S) 4-31.64,

3000 METRES: M. Zammarelli (NSW) 9-14.63, J. McKenzie (N.AC) 9-25.42, J. Adams (N.AC) 9-31.69, H. Minchin (S) 9-37.60, B. Steele (Q) 9-40.71, R. Dean (T) 9-44.15, D. Spiers (W) 9-51.60, M. Bowen (V) 10-23.51

100m HURDLES: M. Harding (V) 14.16, M. Woodbridge (Q) 14.23, P. Howell (NSW) 14.3, M. Bailey (W) 14.52, A. Juhasz (T) 14.83, T. Bulakul (N.AC) 15.02, R. Brown (SA) 15.29

1500m WALK: C. Topperwein (S) 6-21.24, B. Jones (NSW) 6-28.29, T. Martin (V.AC) 6-45.34, C. Robertson (T) 6-47.47, P. Vanstan (V) 6-54.76, C. Ward (N.AC) 6-59.95, D. Dragonis (N.AC) 7-05.60, D. Woloweic (V.AC) 7-21.21

HIGH JUMP: G. Mugford (A) 1.92, M. Bailey (W) 1.86, D. Heffernan (V) 1.83, T. Hocking (Q) 1.83, S. Orr (V.AC) 1.80, T. Apled (T) 1.75

LONG JUMP: A. Juhasz (T) 6.71, R. Brown (S) 6.18, G. Gilchrist (NSW) 6.15, L. Ros (N.AC) 6.07, T. Bufton (N.AC) 6.04, T. Harper (A.AC) 6.01, J. Mertens (N.AC) 6.01, G. Sparks (N.AC) 5.97

TRIPLE JUMP: A. Juhasz (T) 13.48, A. Murphy (V.AC) 13.43, L. Johnson (Q) 13.17, T. Keays (V) 12.86, T. Harper (A.AC) 12.18, S. Jones (Q.AC) 11.75, B. Kildea (S.AC) 11.74, R. Spreadborough (W) 11.72

SHOT PUT: P. Stewart (Q) 17.22, S. Odium (NSW) 16.53, A. Cameron (N.AC) 15.93, J. Impey (N.AC) 15.90, A. Foote (S) 15.86, G. Stavrinakis (N.AC) 15.07, T. Perrucci (Q.AC) 15.03, C. Oakes (W) 14.27

DISCUS THROW: A. Cameron (N.AC) 56.40, J. Impey (NSW) 55.56, A. Foote (S) 53.56, J. Woodcock (N.AC) 52.68, T. Homewood (V) 52.08, J. Dodd (S.AC) 50.16, S. Stewart (Q) 49.48, C. Oakes (W) 47.24

JAVELIN THROW: P. Ryan (S) 63.22, T. Apled (T) 61.32, R. Conway (Q) 57.64, M. Lefrange (N.AC) 53.38, A. Rensen (W) 51.54, A. Nicholls (NSW) 47.98, M. Chessell (V) 47.54

BOYS - Under 17

100 METRES: C. Elliott (Vic) 10.92, D. Dwortany (NSW) 11.09, M. Jansen (NSW) 11.2, T. Bennett (Tas) 11.26, D. McGrath (Qld.AC) 11.29, S. Poulter (Vic.AC) 11.30, W. Usher (Qld) 11.35, S. Wilson (Vic.AC) 11.44

200 METRES: M. Garner (NSW) 21.96, C. Elliott (Vic) 21.97, P. Goelz (Vic.AC) 22.11, A. Loney (Vic.AC) 22.47, B. Goodwin (Vic.AC) 22.53, M. Jansen (NSW.AC) 22.54, T. Bennett (Tas) 22.60

400 METRES: M. Lubrano (NSW) 49.01, J. White (Qld) 49.70, C. Turner (NSW.AC) 49.72, J. Myers (WA) 50.07, C. Sideridis (Vic.AC) 50.18, M. Price (Vic) 50.67, G. Kokkotas (NSW.AC) 50.85, B. Voss (Tas) 52.42

800 METRES: M. Lubrano (NSW) 1-52.89, L. Dalton (Vic) 1-53.55, C. Orr (Vic.AC) 1-54.35, M. Dear (Vic.AC) 1-54.97, R. Marks (SA) 1-54.98, B. Rallings (Tas) 1-57.55, H. Kährimanovich (Qld) 2-01.33, M. Myers (WA) 2-12.74

1500 METRES: L. Dalton (Vic) 3-59.5, S. Tunnecliffe (Qld) 4-00.8, M. Vassallo (NSW) 4-04.0, S. Tagg (Qld.AC) 4-07.4, G. Smith (Qld.AC) 4-10.1, B. Rallings (Tas) 4-11.9, A. Carman (SA) 4-12.4, N. Rees (NSW.AC) 4-15.5

3000 METRES: S. Tunnecliffe (Qld.AC) 8-43.52, L. Dalton (Vic) 8-44.75, A. Carman (SA) 8-51.21, M. Vassallo (NSW) 8-59.54, S. Tagg (Qld) 9-02.62, J. Pike (WA) 9-33.86.

110m HURDLES: S. Close (Qld) 14.64, A. Woodward (NSW.AC) 14.71, P. Kent (Vic) 14.75, A. Csergo (NSW) 14.91, T. Bubner (SA.AC) 15.08, E. Papantoniou (WA) 15.34, M. Walker (SA.AC) 15.44, P. Willson (Qld.AC) 16.58

2000m STEEPLECHASE: P. Harris (NSW.AC) 6-17.70, D. Stephenson (Qld) 6-20.84, D. Rundle (NSW.AC) 6-22.53, M. Petterwood (Tas) 6-24.02, B. Adamson (Vic) 6-24.98, W. Larden (NSW) 6-41.13

3000m WALK: N. Ahern (NSW) 13-20.14, M. Bassett (NSW.AC) 13-31.46, G. Woodcock (Qld) 13-46.71, B. Jones (NSW.AC) 14-03.56, K. Lowden (Vic) 14-15.36, T. Miller (NT.AC) 14-40.39, P. Vanstan (Vic.AC) 14-47.88, A. McLachlan (Vic.AC) 15-19.52

LONG JUMP: S. Wilson (Vic) 7.23, A. Cipak (Vic.AC) 7.01, D. Hosking (SA.AC) 7.07, C. Harvey (Qld) 7.00, S. Kapera (Qld.AC) 6.87, E. Papantoniou (WA) 6.86, C. Alexander (WA.AC) 6.74, A. Karilov (NSW) 6.53

TRIPLE JUMP: S. Kapera (Qld) 14.90, T. Barnes (NSW) 14.85, A. Cipak (Vic.AC) 14.46, P. Mueller (WA.AC) 14.40, S. Billsborough (Vic) 14.38, C. Harvey (Qld.AC) 14.32, C. Gardner (Vic.AC) 13.85, C. Alexander (WA) 13.71

HIGH JUMP: C. Munzberg (SA) 2.01, A. Rogers (SA.AC) 1.98, B. Hoogendoorn (ACT.AC) 1.95, A. Urquhart (NSW) 1.95, K. Bunter (Qld) 1.85, S. Robertson (WA) 1.80

POLE VAULT: T. Scherdt (SA.AC) 3.70, J. Dare (NSW) 3.60, T. Apted (Tas) 3.60, A. Steinhardt (SA) 3.60, P. Wait (SA AC) 3.15, (E) D. Gigovic (Qld) 3.15 (E) B. Knott (Tas) 3.15

SHOT PUT: W. Reiterer (Vic) 20.74, B. Laidler (WA) 20.01, S. Larsson (SA) 16.44, A. O'Brien (NSW) 15.82, K. Luscombe (NSW.AC) 15.76, D. Bignal (NSW.AC) 15.66, S. Varadjanin (NSW.AC) 15.39, M. McCloskey (NSW.AC) 15.27

DISCUS THROW: W. Reiterer (Vic) 63.42, B. Laidler (WA) 58.24, B. Vanderwyk (Vic.AC) 49.04, S. Larsson (SA) 47.86, A. O'Brien (NSW) 45.60, M. Bernard (Tas) 40.50, R. Giroud (WA.AC) 35.24

JAVELIN THROW: M. Hesse (NSW) 72.58, D. Bushell (NSW.AC) 64.80, H. Oztas (NSW.AC) 62.64, D. Vickers (Qld.AC) 61.38, J. White (Qld) 57.40, I. Tanner (SA) 55.92, R. Giroud (WA) 53.48, D. Vernon (Vic) 52.18

HAMMER THROW: S. Taylor (SA) 58.42, A. O'Brien (NSW) 57.78, A. Phillis (NSW.AC) 55.08, R. Giroud (WA) 39.96, B. Martin (Tas) 32.50

BOYS - UNDER 19

100 METRES: R. Pryor (Vic.AC) 10.78, S. McBain (SA) 10.83, M. Leavy (Qld.AC) 10.91, I. Mace (NSW.AC) 11.05, J. Greenhalgh (Qld) 11.09, J. Sarellis (Vic) 11.10, T. Barbour (SA.AC) 11.13, H. Jeffrey (Qld.AC) 11.14

200 METRES: M. Murphy (NSW) 21.62, R. Pryor (Vic) 21.97, J. Sarellis (Vic.AC) 22.03, R. Mathanda (WA) 22.37, D. Culbert (Vic.AC) 22.41, J. Greenhalgh (Qld) 22.44, D. Free (Qld.AC) 22.51, I. Mace (NSW.AC) 22.79

400 METRES: M. Murphy (NSW) 46.72, T. Barbour (SA) 48.48, A. Bond (NSW.AC) 49.04, M. Dunn (Qld.AC) 49.54, G. Pickwell (Qld) 49.87, S. Doyle (Qld.AC) 49.99, N. Hawkins (WA) 51.74, D. Wilson (NT) 54.50

800 METRES: S. Doyle (Qld) 1-51.99, D. Kenneally (Vic.AC) 1-52.87, C. Honeybrook (NSW) 1-53.17, J. Sayer (NSW.AC) 1-54.10, R. Paten (Vic) 1-54.76, C. Flynn (NT) 1-55.32, C. Peers (WA) 1-57.50, G. Hay (WA.AC) 1-57.63, S. Wilson (SA) 1-57.88

1500 METRES: A. Ford (Qld.AC) 3-56.4, D. Castle (Tas) 3-58.3, C. Peers (WA) 3-58.7, C. Flynn (NT) 3-59.2, C. Honeybrook (NSW) 4-01.4, R. Addamo (Vic) 4-02.3, G. Hay (WA.AC) 4-02.8, C. Brown (Qld) 4-10.0, A. Roberts (SA) 4-13.8

5000 METRES: A. Ford (Qld) 14-44.99, M. Mate (NSW) 14-55.88, S. Spiers (WA) 14-57.58, A. Whitehead (ACT.AC) 15-16.74, D. Woodcock (NSW.AC) 15-19.16, C. Tagg (Qld.AC) 14-45.96, L. O'Connor (Vic) 15-56.48

110m HURDLES: D. Francis (Qld) 14.40, T. Briggs (Vic) 14.54, D. Czinner (NSW) 14.61, R. Wignall (NSW.AC) 14.83, A. Rains (WA) 15.02, D. Herden (Qld.AC) 15.64, P. Hamlyn (SA.AC) 15.68, B. Morwood (Qld.AC) 15.68

400m HURDLES: B. Morwood (Qld) 54.96, D. Czinner (NSW) 55.08, S. Jackson (SA) 55.76, D. Herden (Qld.AC) 55.89, A. Rains (WA) 57.16,

2000m STEEPLECHASE: C. Greber (Qld), 6-00.17, R. Deutsch (NSW) 6-01.47, A. Kemp (Qld.AC) 6-09.31, A. Lazarus (Vic) 6-34.15

3000m WALK: N. Ahern (NSW.AC) 12-59.95, D. Crimson (Qld) 13-09.58, M. Bassett (NSW) 13-38.97, B. Richardson (NSW.AC) 14-02.53, S. Jones (NSW.AC) 14-31.00, D. Keast (NT) 14-42.24, C. Ward (NSW.AC) 15-14.93, T. Miller (NT.AC) 15-37.65

4x100m RELAY: Victoria 41.86, Queensland 42.57, South Australia 42.66, New South Wales 42.71, Western Australia 43.43, Tasmania 44.48

4x400m RELAY: New South Wales 3-15.68, Queensland 3-20.48, Victoria 3-21.84, Western Australia 3-26.84, South Australia 3-31.12, Tasmania 3-32.96

HIGH JUMP: M. Hawkey (Vic) 2.03, P. Cameron (Qld.AC) 2.00, E. D. Correll (SA) 1.95, E. D. Butler (Vic.AC) 1.95, D. Harrison (Qld) 1.95

LONG JUMP: D. Culbert (Vic) 7.64, S. Shirley (Qld) 7.20, A. Flynn (NSW.AC) 6.95, T. Dunne (Vic.AC) 6.88, P. Preedy (WA) 6.84, G. Carroll (NSW) 6.66, T. Barbour (SA) 6.61, T. Donald (Tas) 6.31

TRIPLE JUMP: I. Van Roden (Qld) 14.68, P. Beaty (Vic) 14.03, T. Barnes (NSW.AC) 14.01, A. Flynn (NSW) 13.68, T. Jones (SA) 13.38

POLE VAULT: C. Spillane (Vic) 4.15, D. Gluyas (SA.AC) 4.05, A. Steinhardt (SA.AC) 4.05, E. T. Schwerdt (SA.AC) 3.65, E. G. Collins (SA.AC) 3.65, A. Flynn (NSW) 3.50

SHOT PUT: W. Reiterer (Vic.AC) 17.69, B. Laidler (WA) 17.50, J. Bayne (NSW) 15.90, R. Edwards (Qld) 15.86, S. Carlin (SA) 14.97, A. Flynn (NSW.AC) 14.92, A. France (NSW.AC) 14.77, P. Sachetta (Vic) 14.40

DISCUS THROW: W. Reiterer (Vic AC) 63.64, S. Carlin (SA) 56.78, J. Bosnjac (Qld) 49.94, J. Payne (NSW.AC) 48.02, B. Laidler (WA) 46.90, S. Larsson (SA.AC) 46.06, A. France (NSW) 45.50, D. Marx (Vic) 43.62

JAVELIN THROW: M. Hesse (NSW) 70.60, B. Hodgson (SA) 65.48, D. Marx (Vic) 61.10, G. Baggley (Qld) 60.14, H. Dzta (NSW.AC) 56.54, D. McSwéney (Qld.AC) 54.72, P. Sachetta (Vic.AC) 54.44, A. Shield (Tas) 54.00

HAMMER THROW: V. Muccitelli (Vic) 65.08, P. Baxevanis (Vic.AC) 63.80, S. Carlin (SA) 60.32, R. Edwards (Qld) 47.74, G. Taylor (NSW) 47.70, H. Hutton (WA) 45.22, M. Branson (SA.AC) 40.04, G. Schubert (SA.AC) 39.94

MULTIPLE EVENT: S. Shirley (Qld) 7504, A. Flynn (NSW) 7013, A. France (NSW) 6187, T. Donald (Tas) 5945, P. Beatty (Vic) 5895, A. Malloch (WA) 5425

GIRLS Under 15

100 METRES: M. Dunstan (Qld) 12.29, J. Lambert (WA) 12.45, J. Hotchin (Qld.AC) 12.48, A. Christie (Qld.AC) 12.49, P. Lillington (Vic.AC) 12.58, A. O'Neill (Vic) 12.74, A. Rainbird (Qld.AC) 12.80, C. Chapman (SA) 13.13

200 METRES: H. Gray (NSW.AC) 25.95, M. Dunstan (Qld) 26.08, A. Rainbird (Qld.AC) 26.24, J. Lambert (WA) 26.73, A. O'Neill (Vic) 26.79, A. Christie (Qld.AC) 26.87, L. CunnoId (WA.AC) 27.02, C. Chapman (SA) 27.08



SYDNEY COLLEGE OF ADVANCED EDUCATION ST. GEORGE INSTITUTE OF EDUCATION

ASSOCIATE DIPLOMA IN APPLIED SCIENCE (SPORTS SCIENCE)*

A new program for staff currently employed in commercial health and fitness centres and for school leavers.

ADMISSION REQUIREMENTS

HSC or equivalent

MODE OF STUDY

2 years full-time or
4 years part-time

CLOSING DATE FOR APPLICATIONS

15 November, 1985

Subject to approval
by NSW Higher Education Board

FOR FURTHER INFORMATION ABOUT THE PROGRAM

Student Services
St. George Institute of Education
PO Box 88
OATLEY NSW 2223
Telephone: (02) 570 0709

APPLICATION FORMS AND GENERAL INQUIRIES

The Secretary (Admissions)
Sydney College of Advanced Education
PO Box 129
NEWTOWN NSW 2042
Telephone: (02) 516 2966



Taking on the Challenge

400 METRES: J. Mottram (NSW) 57.85, C. Wright (Vic) 58.19, A. Rainbird (Qld) 58.45, L. Hardman (NSW.AC) 59.09, K. Miller (SA) 59.13, J. O'Brien (NSW.AC) 59.49, T. Ringland (NSW.AC) 59.72, L. Dugdale (Vic.AC) 60.08

800 METRES: H. Searle (NSW) 2-17.76, J. Mottram (NSW.AC) 2-18.33, N. Stenberg (NSW.AC) 2-18.51, S. Langley (Vic) 2-20.59, A. Camillera (Vic.AC) 2-21.27, M. Crofts (Qld) 2-24.33, K. Miller (SA.AC) 2-26.57, J. West (NSW.AC) 2-31.80.

1500 METRES: H. Searle (NSW) 4-42.59, L. Muoio (Qld.AC) 4-44.51, L.-J. Trezise (Vic.AC) 4-47.64, K. Partland (NSW.AC) 4-49.92, G. Ingram (SA) 4-51.08, N. Sternberg (NSW.AC) 4-51.77, C. Clifford (NSW.AC) 4-52.07, J. Pappin (Qld.AC) 4-53.35

3000 METRES: L. Muoio (Qld.AC) 10-08.42, J. Woodhouse (Qld) 10-09.72, I. Gabbie (SA) 10-12.55, K. Partland (NSW.AC) 10-17.62, A. Milne (WA) 10-23.45, J. Pappin (Qld.AC) 10-31.31, N. McKean (NSW.AC) 10-35.69, L. Trezise (Vic.AC) 10-46.62,

90m HURDLES: A. Rainbird (Qld.AC) 13.54, J. Hotchin (Qld) 13-59, R. Starcovich (WA) 13.61, L. Plummer (NSW) 13.77, T. Tangata-Toa (Qld.AC) 13.93, K. Bailey (WA.AC) 14.10, K. Fulton (NSW.AC) 14.24, C. Hickey (Tas) 14.31

1500m WALK: A. Narbey (WA.AC) 6-56.07, J. Randall (NSW) 7-07.93, R. Butcher (NSW.AC) 7-16.41, A. Milne (WA) 7-21.14, M. Keys (NSW.AC) 7-22.84, T. Bartlett (NSW.AC) 7-26.54, R. Waters (Vic.AC) 7-28.27, W. Muldoon (Vic) 7-30.74

HIGH JUMP: K. Lindop (NSW) 1.74, R. Jones (NSW.AC) 1.74, K. Williams (WA) 1.71, G. Kapernick (Qld) 1.71, J. Pearlman (ACT.AC) 1.71, L. Kiss (Tas) 1.71, J. Wren (SA) 1.68, L. Toohey (ACT.AC) 1.68

LONG JUMP: G. Tovo (NSW) 5.66, M. Dunstan (Qld) 5.56, A. O'Neill (Vic) 5.53, J. Seeto (Qld.AC) 5.49, C. Frewin (SA) 5.42, T. Tangata-Toa (Qld.AC) 5.33, K. Williams (WA) 5.19, C. Randall (SA.AC) 5.19

SHOT PUT: T. Gordon (NSW) 15.31, N. Carkeek (Vic) 14.26, J. Preedy (NSW.AC) 13.20, T. Tongata-Toa (Qld) 12.82, R. Sutton (Vic.AC) 12.49, V. Hooper (NSW.AC) 12.47, S. Borg (Vic.AC) 12.22, R. Moffatt (Qld.AC) 12.13

DISCUS THROW: S. Borg (Vic.AC) 37.04, R. Sutton (Vic) 36.36, N. Carkeek (Vic.AC) 34.52, N. Avellino (NSW.AC) 34.34, J. Preedy (NSW) 33.90, N. Fryar (SA.AC) 33.44, A. McCormack (SA) 33.38, C. Downes (Vic.AC) 32.34

JAVELIN THROW: L. Cranston (Qld) 35.76, G. Prenter (Tas) 34.98, K. Prizibilla (SA) 34.68, V. Hooper (NSW.AC) 34.02, A. Farley (Qld.AC) 33.54, R. Moffatt (Qld.AC) 33.46, A. Wood (WA) 33.08, C. Palmer (WA.AC) 31.94

GIRLS UNDER 17.

100 METRES: K. Reynolds (Qld) 12.12, N. Vassella (NSW) 12.34, A. Juhasz (Tas) 12.44, L. Harrison (Vic) 12.52, A. Butterworth (Qld.AC) 12.57, K. McGuigan (Qld.AC) 12.59, J. Gale (WA) 12.73, S. Rea (Vic.AC) 12.75

200 METRES: J. Walker (NSW) 25.03, K. Reynolds (Qld) 25.21, L. Lovell (Tas) 25.58, C. Roberts (Qld.AC) 25.80, S. Rea (Vic.AC) 26.03, A. Butterworth (Qld.AC) 26.13, R. Taylor (SA) 26.20, J. Richardson (Qld.AC) 26.28

400 METRES: J. Walker (NSW) 55.64, J. Richardson (Qld.AC) 56.34, B. Hoonhout (Qld) 56.61, J. Allen (Tas) 56.84, R. Lloyd (SA) 57.34, K. Markey (NSW.AC) 58.02, J. Douglas (Qld.AC) 58.88

800 METRES: J. Douglas (Qld) 2-15.64, J. Tweddle (Vic) 2-16.45, D. Baker (NSW) 2-17.09

1500 METRES: K. Duncanson (NSW) 4-24.27, K. Johnson (NSW.AC) 4-39.81, D. Baker (NSW.AC) 4-41.38, L. Schultz (NSW.AC) 4-56.84, K. Pearce (WA) 5-02.58, J. Tweddle (Vic) 5-08.15

3000 METRES: K. Duncanson (NSW) 9-26.32, L. Schultz (NSW.AC) 10-01.50, A. Williams (Qld) 10-23.10, K. Pearce (WA) 10-39.99

MITSUBISHI MAGNA.



FROM THE CAR MAKER OF THE YEAR



100m HURDLES: H. Pawlowski (Vic) 14.39, S. Jaklofsky-Smith (Qld) 14.60, J. Hennessey (Qld.AC) 14.74, M. Lovell (NSW.AC) 14.85, J. Bower (NSW) 15.19, C. Hurst (SA.AC) 15.59, L. Kellas (SA) 15.72, A. Wheeler (WA.AC) 15.73

3000m WALK: A. Narbey (WA) 14-49.4, K. Arkins (NSW) 14-58.1, J. Goodall (Vic.AC) 15-03.3, C. Vanstan (Vic) 15-04.6, R. Francis (NSW.AC) 15-33.8

HIGH JUMP: H. Price (Qld) 1.70, K. Farrell (NSW) 1.70, E. D. Tschirpigg (SA.AC) 1.65, E. M. Ware (NSW) 1.65, E. D. Kerwin (Qld.AC) 1.65, E. L. Kiss (Tas) 1.65, E. A. Rutherford (Vic.AC) 1.65, E. C. Hurst (SA) 1.65

LONG JUMP: A. Rutherford (Vic.AC) 5.72, S. Morice (Qld.AC) 5.70, J. Ginger (NSW.AC) 5.59, L. Harrison (Vic.AC) 5.58, S. Jaklofsky-Smith (Qld) 5.51, R. Kothe (Vic) 5.49, C. Hurst (SA) 5.48, L. Oakley (Vic.AC) 5.42

SHOT PUT: B. Serone (NSW) 13.32, Y. Ykema (Vic) 13.27, V. French (WA) 12.48, R. Fellowes (Qld) 12.24, S. Clarke (NSW.AC) 11.74, S. Jaklofsky-Smith (Qld.AC) 11.31, C. Sweeney (NSW.AC) 11.21, C. McPherson (NSW.AC) 11.03

DISCUS THROW: Y. Ykema (Vic.AC) 44.28, V. French (WA) 41.20, S. Clarke (NSW) 37.62, T. Phillips (WA) 37.50, N. Gregoric (SA) 37.02, M. Stone (NSW.AC) 35.60, K. Gregory (Tas) 33.60, D. Foley (NSW.AC) 32.68

JAVELIN THROW: F. Atkinson (SA) 42.20, S. Clarke (NSW) 40.72, A. Broadway (Vic) 40.60, V. French (WA) 40.38, K. Bell (Vic.AC) 40.30, G. Prenter (Tas) 38.46, L. McPaul (NSW.AC) 36.72, L. Montgomery (NSW.AC) 35.86

GIRLS UNDER 19

100 METRES: L. Robson (NSW) 12.34, D. Brown (Vic) 12.39, N. Azar (Qld) 12.45, D. Pinder (Qld.AC) 12.56

200 METRES: L. Robson (NSW) 24.56, N. Azar (Qld) 24.62, L. Lovell (Tas) 25.00, D. Pinder (Qld.AC) 25.20, L. Jenkins (Vic) 25.73

400 METRES: N. Azar (Qld) 55.20, L. Robson (NSW) 56.70, A. Bernsten (Vic) 56.90, K. Mattner (SA) 58.71

800 METRES: A. Bernsten (Vic) 2-14.49, P. Garnett (WA) 2-15.07, A. McVie (Qld) 2-17.62

1500 METRES: T. Adams (NSW) 4-26.72, P. Garnett (WA) 4-41.78, A. McVie (Qld) 4-47.86

3000 METRES: T. Adams (NSW) 9-39.0, K. Jukes (Qld) 9-47.17, J. Gallagher (NSW.AC) 10-11.63, C. Jones (Qld.AC) 10-36.21

100m HURDLES: H. Pawlowski (Vic.AC) 14.17, K. Wilson (NSW) 14.55, A. M. Munro (Vic) 14.86, D. Drury (Vic.AC) 14.88, M. Atkinson (NSW.AC) 14.95, K. Coombe (Qld) 15.03, J. Brewer (NSW.AC) 15.22, M. Rains (WA) 16.34

400m HURDLES: J. Allen (Tas) 1-02.36, R. Lloyd (SA.AC) 1-03.16, M. Atkinson (NSW) 1-03.16, S. Clapp (SA) 1-07.33, V. Walker (WA) 1-09.48

4x100m RELAY: Queensland 47.55, New South Wales 47.58, Victoria 48.26, Tasmania 48.80, South Australia 49.72, Western Australia 50.19

4x400m RELAY: Queensland 3-50.19, New South Wales 3-53.95, Victoria 3-56.52, South Australia 3-59.80, Western Australia 4-01.96, Tasmania 4-04.97

3000m WALK: L. Harrison (NSW) 14-25.79, S. Miller (Vic.AC) 14-30.53, P. Urquhart (Qld) 14-36.17, A. Narbey (WA) 15-00.08, C. Vanstan (Vic) 15-17.03, J. Lewry (SA) 15-39.63

HIGH JUMP: C. Hurst (SA) 1.81, C. Sharp (NSW) 1.75, A. Bird (Qld) 1.70, H. Ware (Vic.AC) 1.70, T. Shepherd (WA) 1.70, M. Richmond (Vic) 1.65

LONG JUMP: R. Kothe (Vic.AC) 5.75, S. Morice (Qld) 5.55, M. Ware (NSW) 5.54, K. Coombe (Qld.AC) 5.38, J. Ginger (NSW.AC) 5.26, L. Oakley (Vic) 5.20, L. Smith (WA) 4.68,

SHOT PUT: Y. Ykema (Vic) 13.73, B. Serone (NSW.AC) 13.64, V. French (WA) 12.62, H. Ware (Vic.AC) 11.96, C. Mitchell (SA) 11.78, S. Clarke (NSW.AC) 11.25, K. Davoren (NSW) 11.63, K. White (Qld) 11.32

DISCUS THROW: Y. Ykema (Vic) 46.08, T. Phillips (WA.AC) 41.34, V. French (WA) 41.20, L. Howarth (NSW.AC) 40.34, C. Mitchell (SA) 39.70, K. Walton (Qld) 38.32, J. Kendall (NSW) 38.10, K. White (Qld.AC) 37.24

JAVELIN THROW: L. Kennedy (NSW) 46.66, V. French (WA) 43.80, C. Harvey (SA) 43.46, L. Bayliss (Vic) 34.22

MULTIPLE EVENT: S. Jaklofsky-Smith (Qld) 5580, K. Coombe (Qld.AC) 5428, D. Barnett (WA) 4962, K. Davoren (NSW) 4440, A. Wheeler (WA.AC) 3996

ATHLETE OF THE MEET

SHARON JAKLOFSKY-SMITH (QLD) - Multiple Event, 4480 points
Australian U-18 and U-20 Record.

1985 AUSTRALIAN ALL SCHOOLS" TEAM

	<u>Boys</u>	<u>Girls</u>
100 metres	Reid Pryor (Vic)	Kerry Reynolds (Qld)
200 metres	Miles Murphy (NSW)	Lynne Robson (NSW)
400 metres*	Miles Murphy (NSW)	Kerry Reynolds (Qld)
800 metres		Lynne Robson (NSW)
1500 metres	Tony Ford (Qld)	Nicole Azar (Qld)
3000 metres	--	Amanda Bernsten (Vic)
5000 metres	Anthony Ford (Qld)	Kerith Duncanson (NSW)
2000m Steeplechase	Craig Greber (Vic)	Kerith Duncanson (NSW)
110m/100m Hurdles	Dolph Francis (Qld)	--
400m Hurdles		Helen Pawlowski (Vic)
3000m Walk	Nicholas Ahern (NSW)	Jodi Allen (Tas)
High Jump		Lisa Harrison (NSW)
Long Jump	David Culbert (Vic)	Cheryl Hurst (SA)
Pole Vault	Chris Spillane (Vic)	--
Shot Put	Werner Reiterer (Vic)	Yvette Ykema (Vic)
Discus Throw	Werner Reiterer (Vic)	Yvette Ykema (Vic)
Javelin Throw	Martin Hesse (NSW)	Lyndal Kennedy (NSW)
Hammer Throw	Vincent Muccitelli (Vic)	--
Multiple Event	Simon Shirley (Qld)	Kylie Coombe (Qld)
		Sharon Jaklofsky-Smith (Qld)

THE SUGAR INDUSTRY AUSTRALIAN TRACK AND FIELD CHAMPIONSHIPS

UNDER 16 AND UNDER 18

MEN Under 16

100 METRES: M. Garner (NSW) 11.00, R. McLeod (Vic) 11.2, J. Stubbs (Tas) 11.2, I. Jackson (NSW) 11.4, M. Carter (NSW) 11.4, M. Helier (SA) 11.5, P. Quilty (Vic) 11.6, P. McRae (NSW) 11.6

200 METRES M. Garner (NSW) 22.42, J. Stubbs (Tas) 22.96, R. McLeod (Vic) 23.16, P. Northeast (SA) 23.19, M. Carter (NSW.AC) 23.26, M. Price (Vic) 23.45, I. Jackson (NSW) 23.62, M. Helier (SA) 23.83

400 METRES: P. Northeast (SA) 49.90, D. Gould (Vic) 49.98, D. Edmunds (Tas) 50.82, S. Farley (Vic) 51.09, R. Waters (NSW) 51.35, C. Nurcombe (Qld), S. Perry (NSW) 52.38, A. Tembel (SA) 52.87

800 METRES: D. Gould (Vic) 1-56.63, S. Tunnecliffe (Qld) 1-56.85, P. Murray (Qld) 1-58.11, S. Hull (NSW) 1-58.84, M. Schneider (Qld) 1-59.76, M. Hillier (ACT) 2-01.46, K. Janjak (SA) 2-03.89, S. Claxton (Tas) 2-04.84

1500 METRES: S. Tunnicliffe (Qld) 3-58.78, G. Collier (Vic) 4-03.41, D. Palmer (NSW) 4-04.31, N. Nixon (NSW) 4-08.20, J. Dunn (ACT) 4-09.52, H. Schneider (Qld) 4-10.24, A. Eliades (NSW) 4-11.64, J. Kavanagh (SA) 4-12.42

3000 METRES: S. Tunnicliffe (Qld) 8-50.58, S. Tagg (Qld) 8-56.99, S. Dewhurst (NSW) 9-02.06, J. Pike (WA) 9-05.99, N. Nixon (NSW) 9-08.43, D. Palmer (NSW) 9-08.80, G. Collier (Vic) 9-17.60, A. Boag (Vic) 9-51.17

100m HURDLES: S. Winters (NSW) 13.76, S. Hollis (SA) 13.93, M. Carter (NSW) 14.34, R. Perera (ACT) 14.41, M. Bailey (WA) 14.56, P. Freeman (Vic) 14.79, A. Donald (Tas), S. Hewson (Vic) 15.36

2000m STEEPLECHASE: S. Tagg (Qld) 6-10.86, G. Collier (Vic) 6-22.35, J. Roberts (SA) 6-25.89, T. Vossler (Qld) 6-22.38, G. Fletcher (Qld) 6-33.29, G. Crotty (WA) 6-35.16, C. Morrow (Qld) 6-35.34, D. Schrier (SA) 6-37.70

4x100m RELAY: New South Wales 43.84, Tasmania 45.17, Queensland 45.65, Victoria 64.50

4x400m RELAY: New South Wales 3-25.54, Victoria 3-28.44, Queensland 3-29.92, Tasmania 3-30.33, South Australia 3-35.41, Western Australia 3-43.78

1500m WALK: L. Cramer (WA) 6-22.50, D. Dragonis (NSW) 6-25.95, J. Wass (NSW) 6-30.49, D. Sexton (Vic) 6-31.71, P. Vanstan (Vic) 6-36.56, C. Ward (NSW) 6-51.86

LONG JUMP: C. Knight (NSW) 6.85, A. Rogers (SA) 6.67, P. McRae (NSW) 6.53, I. Harper (ACT) 6.30, M. Helier (SA) 6.20, S. Howson (Vic) 6.05, A. Juhasz (Tas) 5.64

TRIPLE JUMP: G. Gorman (NSW) 13.80, C. Knight (NSW) 13.50, A. Juhasz (Tas) 13.23, D. Armstrong (Qld) 13.01, D. Brown (SA) 12.98, S. Hollis (SA) 12.95, L. Gilchrist (Vic) 12.84, G. Barker (ACT) 12.59

HIGH JUMP: A. Rogers (SA) 2.01, M. Pedersen (SA) 1.98, J. Delamare (NSW), M. Helier (SA) 1.89, I. Hocking (Qld) 1.89, D. Edmunds (Tas) 1.89, M. Bailey (WA) 1.86, S. Orr (Vic) 1.83

POLE VAULT: T. Apted (Tas) 3.50, M. Heynen (SA) 3.30, A. Armitage (NSW) 3.16, P. Wait (SA) 3.15, Av Donald (Tas) 3.05, K. Larsen (Tas) 2.95

SHOT PUT: K. Luscombe (NSW) 15.98, P. Kaiserfeld (NSW) 15.45, T. Smith (SA) 14.59, A. Cameron (NSW) 14.52, S. Perkins (Qld) 14.42, C. Coulter (Vic) 14.40, M. Langdon (Vic) 13.99, J. Impey (NSW) 13.86

DISCUS THROW: A. Cameron (NSW) 58.04, P. Kaiserfeld (NSW) 57.38, J. Impey (NSW) 56.32, J. Dodd (SA) 53.76, P. Pitchfork (NSW) 52.52, M. Sandford (Vic) 51.92, K. Luscombe (NSW) 51.84, P. Stewart (Qld) 49.36

JAVELIN THROW: S. Steyn (NSW) 65.68, D. Bushell (NSW) 61.22, P. Ryan (SA) 57.50, J. Sercombe (NSW) 55.04, D. Acres (WA) 52.76, C. McKenzie (NSW) 48.10, T. Apted (Tas) 49.06, M. Hodgson (SA) 48.16

HAMMER THROW: R. Nelson (ACT) 52.24, A. Cameron (NSW) 50.30, M. Sandford (Vic), P. Stewart (Qld) 48.32, D. DeVries (Vic) 47.78, R. Fridkin (Vic) 42.08, S. Perkins (Qld) 39.84, M. Williams (SA) 39.24

MEN Under 18

100 METRES: S. Naylor (Vic) 10.68, J. Sarellis (Vic) 10.80, D. Dworjanyan (NSW) 10.87, M. Leavy (Qld) 10.89, J. Greenhalgh (Qld) 10.90, C. Elliott (Vic) 11.02, T. Bennett (Tas) 11.05, D. Free (Qld) 11.06

200 METRES: S. Naylor (Vic) 21.63, J. Greenhalgh (Qld) 22.09, J. Sarellis (Vic) 22.16, T. Bennett (Tas) 22.23, S. Riordan (NSW) 22.27, D. Frew (Qld) 22.32, P. Holliday (Qld) 22.41, C. Elliott (Vic) 22.57

400 METRES: S. Riordan (NSW) 48.37, M. Lubrano (NSW) 48.52, J. Bessell (ACT) 48.90, C. Morling (Tas) 49.64, C. Turner (NSW) 50.06, R. Oldcastle (Vic) 50.16, J. White (Qld) 50.23, G. Pickwell (Qld) 50.60

800 METRES: M. Lubrano (NSW) 1-52.79, G. Nevin (Vic) 1-53.09, P. Burkinshaw (NSW) 1-53.39, A. Cook (WA) 1-54.00, L. Dalton (Vic) 1-54.24, J. Bessell (ACT) 2-01.14, P. Woods (QCT) 2-03.99, C. Orr (Vic) 2-05.09



ASSISTING JUNIOR SPORT IN OUR COMMUNITY



APPLICATION FORMS FOR SCHOLARSHIP
ASSISTANCE ARE NOW AVAILABLE FROM:

LEND LEASE JUNIOR SPORTS FOUNDATION
LEVEL 1, PLAZA BUILDING
AUSTRALIA SQUARE, SYDNEY, 2000.
TELEPHONE: 236 6111

OR YOUR-NEAREST LEND LEASE SHOPPING SQUARE

BARRY PLANT REAL ESTATE PTY LTD

(Member of RESI & MI[®])

Estate Agents, Auctioneers, Property Management.
Obligation free market appraisals covering the
Doncaster/Templestowe and Eastern Suburbs areas.

Branches at:

- 90 SOUTH PDE, BLACKBURN 3130**
Phone: (03) 878 0222
- 44 MAIN STREET, CROYDON 3136**
Phone: (03) 725 9855
- 755 DONCASTER RD, DONCASTER 3108**
Phone: (03) 848 2266
- 214 MITCHAM RD, MITCHAM NTH 3132**
Phone: (03) 873 2222
- 287 DONCASTER RD, NTH BALWYN 3103**
Phone: (03) 857 8177
- 39 ANDERSON ST, TEMPLESTOWE 3106**
Phone: (03) 846 3333
- 284 BLACKBURN RD, EAST DONCASTER 3109**
Phone: (03) 842 8888
- SUITE 1, 322 MOUNTAIN HWY, WANTIRNA 3152**
Phone: (03) 720 3888

1500 METRES: R. Brown (Qld) 3-52.47, D. Castle (Tas) 3-53.50, J. Agosta (Vic) 3-54.08
P. Burkinshaw (NSW) 3-56.53, P. Reddan (Vic) 3-57.37, M. Chance (Qld) 3-57.38,
D. Graham (SA) 4-04.12, K. Foley (Tas) 4-04.49

3000 METRES: J. Agosta (Vic) 8-30.03, R. Brown (Qld) 8-35.32, S. Rothwell (NSW)
8-36.66, S. Spiers (WA) 8-43.10, M. Vassallo (NSW) 9-04.08, P. Weston (NSW) 9-06.85,
A. Bell (Vic) 9-15.60, G. Lyons (SA) 9-17.75

110m HURDLES: D. Francis (Qld) 14.67, A. Wallace (Vic) 15.24, A. Zorzit (ACT) 15.40,
P. Hamlyn (SA) 15.49, T. Minehan (NSW) 15.21, M. Walker (SA) 15.72, S. Holubyntschyj
(Tas) 16.16

400m HURDLES: A. Wallace (Vic) 53.85, D. Murphy (ACT) 54.80, A. Zorzit (ACT) 54.94,
P. Kent (Vic) 55.12, S. Holubyntschyj (Tas) 56.69, G. Sayer (NSW) 56.72,
N. Brooks (NSW) 56.89, C. Hallowell (Vic) 57.37

2000m STEEPLECHASE: P. Woods (ACT) 5-58.13, S. Rothwell (NSW) 6-02.02, A. Kemp (Qld)
6-10.82, B. Adamson (Vic) 6-17.52, R. Deutsch (NSW) 6-21.62, P. Ayres (NSW) 6-27.59,
G. Oates (SA) 6-37.59, C. Boon (Tas) 7-01.86

3000m WALK: P. Copeland (Vic) 15-52.49, C. Brill (Vic) 12-54.94, N. Ahern (NSW)
13-06.68, A. Crawford (NSW) 13-35.01, M. Bassett (NSW.AC) 13-50.84, B. Richardson
(NSW) 13-52.15, L. Cramer (WA) 14-01.18, G. Huxley (NSW.AC) 14-55.84

4x100m RELAY: Queensland 41.67, Victoria 42.21, New South Wales 42.98, Tasmania 43.44,
South Australia 43.82

4x400m RELAY: New South Wales 3-15.82, Victoria 3-15.88, Queensland 3-18.45,
Australian Capital Territory 3-18.75, Tasmania 3-25.43, South Australia 3-25.82

LONG JUMP: G. Carroll (NSW) 7.35, T. Dunn (Vic) 7.33, B. Vanderwyk (Vic) 6.96,
C. Harvey (Qld) 6.90, D. McGrath (Qld) 6.68, A. Holubyntschyj (Tas) 6.54, A. Cipak
(Vic) 6.49, M. Parsons (SA) 6.43

TRIPLE JUMP: T. Barnes (NSW) 14.80, S. Bilsborough (Vic) 14.11, C. Harvey (Qld)
13.84, A. Cipak (Vic) 13.83, T. Jones (SA) 12.81,

HIGH JUMP: C. Munzberg (SA) 2.08, M. Tully (Vic) 2.05, P. Agnew (NSW) 2.02, G. Jones
(NSW) 2.02, D. Hoogendoorn (ACT) 1.99, D. Butler (Vic) 1.99, P. Milford (Qld) 1.96,

POLE VAULT: T. Foster (SA) 4.20, J. Ware (NSW) 4.20, J. Thomas (SA) 4.10,
J. Adamopoulos (Vic) 4.00, D. Gigovic (Qld) 3.90, P. Daish (SA) 3.80

SHOT PUT: W. Reiterer (Vic.AC) 18.74, B. Laidler (WA) 18.70, S. Carlin (SA) 16.29,
R. Larsson (SA) 15.62, R. Edwards (Qld) 15.08, A. May (Vic) 14.67, K. Gales (Qld)
14.03, P. Sachetta (Vic) 13.84

DISCUS THROW: W. Reiterer (Vic.AC) 63.52, S. Carlin (SA) 59.54, S. Larsson (SA)
50.44, B. Laidler (WA) 49.76, B. Vanderwyk (Vic) 49.38, R. Edwards (Qld) 48.98,
R. Hellings (Qld) 44.68, P. Sachetta (Vic) 42.42

JAVELIN THROW: P. Sachetta (Vic) 65.04, G. Baggley (Qld) 62.08, A. Shield (Tas) 62.00,
S. Kontis (SA) 61.58, D. Vickers (Qld) 60.64, J. White (Qld) 57.44,

HAMMER THROW: S. Carlin (SA) 73.08, P. Baxevanis (Vic) 66.54, A. Phillis (NSW)
48.86, R. Edwards (Qld) 46.98

WOMEN Under 16

100 METRES: D. Elszelle (Tas) 12.3, S. Morice (Qld) 12.4, S. Kirsopp (Vic) 12.4,
H. Gray (NSW) 12.4, K. Farrell (NSW) 12.5, J. Bridges (Vic) 12.6, J. Morrison (Tas)
12.7, J. Lambert (WA) 12.8

200 METRES: J. Bridges (Vic) 24.87, D. Elszelle (Tas) 24.99, D. Cambridge (Vic) 25.23,
K. Farrell (NSW) 25.52, A. Rainbird (Qld) 25.75, J. Lambert (WA) 25.77, J. Morrison
(Tas) 25.85, A. Christie (Qld) 25.92

400 METRES: A. Rainbird (Qld) 56.35, J. Mottram (NSW) 56.48, D. Cambridge (Vic)
56.77, M. O'Rourke (ACT) 57.63, E. Jagers (ACT) 57.71, N. Power (NSW) 57.78,
C. Wright (Vic) 58.09, R. Taylor (WA) 58.48

800 METRES: M. O'Rourke (ACT) 2-11.87, A. Luchetti (NSW) 2-14.00, J. Mottram (NSW)
2-15.10, A. Reid (Vic) 2-16.35, K. Jensen (Qld) 2-16.67, S. Beaton (Tas) 2-16.95,
K. Loveday (Qld) 2-17.88, S. Clay (Tas) 2-19.48

1500 METRES: A. Luchette (NSW) 4-35.68, Y. Budich (SA) 4-36.74, C. Templeton (ACT) 4-37.72, L. Schulz (NSW) 4-39.98, S. Clay (Tas) 4-44.76, R. Bradshaw (Qld) 4-45.29, S. Scholes (NSW) 4-45.49, H. Searle (NSW.AC) 4-51.11

3000 METRES: L. Schulz (NSW) 9-51.08, C. Templeton (ACT) 10-00.93, Y. Budich (SA) 10-06.91, M. Foley (Qld) 10-13.00, R. Bradshaw (Qld) 10-21.01, K. Partland (NSW) 10-25.95, N. McKean (NSW.AC) 10-45.12, L. Schuwalow (Vic) 11-21.48

90m HURDLES: I. Zizek (NSW.AC) 13.68, J. Sherman (Qld), A. Rainbird (Qld) 13.77, C. Frewin (SA) 13.90, K. Lovett (Qld) 13.91, J. Sinclair (Tas), K. Bailey (WA) 14.25, M. Vickerman (Vic) 14.62

1500m WALK: M. Chapman (NSW) 7-16.12, K. Willoughby (NSW) 7-18.43, J. Lambert (SA) 7-22.21, S. Willoughby (NSW) 7-40.37

4x100m RELAY: Victoria 47.95, New South Wales 48.83, Queensland 48.89, Western Australia 49.77, Australian Capital Territory 52.22

4x400m RELAY: New South Wales 3-50.22, Victoria 3-54.76, Queensland 4-03.37, Australian Capital Territory 4-06.40, South Australia 4-08.21, Tasmania 4-09.31

LONG JUMP: S. Morice (Qld) 5.86, R. Kothe (Vic) 5.67, L. Harrison (Vic) 5.66, G. Tovo (NSW) 5.57, K. Bell (Vic) 5.54, C. Frewin (SA) 5.50, T. Tongata-Toa (Qld) 5.43, M. Ware (NSW) 5.41

HIGH JUMP: C. Cummings (Vic) 1.80, L. Kiss (Tas) 1.77, L. L'Asinari (SA) 1.74, e. J. Forrest (Vic) 1.74, e. M. Ware (NSW) 1.74, P. Pasbo (NSW) 1.71, e. G. Kapernick (Qld) 1.68, e. A. Connors (Qld) 1.68, e. L. Toohy (ACT) 1.68

SHOT PUT: V. French (WA) 12.72, T. Tangata-Toa (Qld) 11.17, A. Wood (WA) 10.76, S. Borg (Vic) 10.56, J. Preedy (NSW) 10.09, J. Mottram (NSW) 9.99, K. Gregory (Tas) 9.78, A. McCormick (SA) 9.51

DISCUS THROW: V. French (WA) 41.98, R. Sutton (Vic) 39.16, S. Borg (Vic) 37.92, J. Preedy (NSW) 35.56, A. McCormack (SA) 34.56, K. Gregory (Tas) 34.32

JAVELIN THROW: V. French (WA) 43.52, A. Broadway (Vic) 43.42, G. Prenter (Tas) 38.82, K. Prizbilla (SA) 37.84, L. Roberts (NSW) 37.28, S. Braiuka (Qld) 36.16, A. Wood (WA) 35.80, S. Ward (SA) 31.56

WOMEN Under 18

100 METRES: K. Wilson (NSW) 11.86, M. Moore (NSW.AC) 12.23, L. Robson (NSW) 12.29, K. Reynolds (Qld) 12.33, N. Dillon (SA) 12.34, L. Lovell (Tas) 12.43, N. Azar (Qld) 12.17, D. Brown (Vic) 12.51

200 METRES: N. Dillon (SA) 24.70, N. Azar (Qld) 24.89, M. Moore (NSW.AC) 25.01, L. Lovell (Tas) 25.08, L. Clark (NSW) 25.09, B. Robertson (NSW.AC) 25.15, L. Robson (NSW) 25.18, R. Harris (SA) 25.57

400 METRES: K. Baumgartner (Vic) 53.99, N. Azar (Qld) 54.71, B. Robertson (NSW) 55.09, J. Walker (NSW) 56.07, K. Camp (SA) 56.13, J. Allen (Tas) 56.56, J. Richardson (Qld) 56.99, A. Bernsten (Vic) 57.76

800 METRES: K. Baumgartner (Vic) 2-07.09, K. Camp (SA) 2-09.34, S. Duigman (NSW.AC) 2-09.84, J. Douglas (Qld) 2-10.39, P. Nicholls (Tas) 2-11.66, A. Bernsten (Vic) 2-15.94, N. Webster (Vic.AC) 2-16.94, D. Baker (NSW) 2-20.94

1500 METRES: T. Adams (NSW) 4-29.81, S. Duigman (NSW) 4-31.12, M. Leaney (Vic) 4-31.12, L. Tregenza (SA) 4-33.35, N. Webster (Vic) 4-43.43, D. Baker (NSW.AC) 4-47.38, J. Wynan (Vic) 4-53.37

3000 METRES: T. Adams (NSW) 9-42.88, K. Jukes (Qld) 10-03.13, F. Dawes (ACT) 10-08.07

100m HURDLES: S. Jaklofsky-Smith (Qld) 13.93, K. Wilson (NSW) 14.16, J. Hennessy (Qld) 14.40, H. Pawlowski (Vic) 14.45, M. Lovell (NSW) 14.87, B. Hoonhout (Qld) 15.16, M. Atkinson (NSW) 15.19, T. Brown (NSW.AC) 15.95

400m HURDLES: C. Wilson (Vic) 1-01.75, J. Allen (Tas) 1-02.16, B. Hoonhout (Qld) 1-02.35, R. Lloyd (SA) 1-03.58, M. Atkinson (NSW) 1-03.61, J. Wynen (Vic) 1-04.22, M. Lovell (NSW) 1-06.97

3000m WALK: G. Blythe (Vic.AC) 14-50.16, C. Vanstan (Vic) 14-56.72, J. Goodall (Vic) 15-24.32, K. Arkins (NSW) 15-30.27, Y. Waters (Vic) 15-35.88, R. Francis (NSW) 15-47.57, R. Talbot (SA) 16-01.08

4x100m RELAY: New South Wales 46.70, Queensland 47.53, South Australia 47.74, Victoria 48.01, Tasmania 48.53

4x400m RELAY: Victoria 3-46.42, Queensland 3-47.31, New South Wales 3-47.55, South Australia 3-49.38, Tasmania 3-54.14

LONG JUMP: S. Jaklofsky-Smith (Qld) 6.12, A. Rutherford (Vic) 5.69, V. Foard (Vic) 5.63, R. Klein (NSW) 5.60

HIGH JUMP: C. Hurst (SA) 1.80, e L. Fahy (NSW) 1.74, e K. Farrell (NSW) 1.74, e D. Kerwin (Qld) 1.74, J. Lamont (Vic) 1.74, e M. Stephens (Tas) 1.65, e S. Jaklofsky-Smith (Qld) 1.65, A. Rutherford (Vic) 1.60

SHOT PUT: B. Serone (NSW) 13.29, K. Davoren (NSW) 12.38, R. Fellowes (Qld) 12.33, S. Jaklofsky-Smith (Qld) 12.29, J. Irwin (WA) 11.64, C. Sweeney (NSW) 11.28, T. Phillips (WA) 10.44, V. Huckell (SA) 10.14

DISCUS THROW: J. Irwin (WA) 42.04, T. Phillips (WA) 39.90, S. Clarke (NSW) 39.46, K. McLean (Vic) 38.78, L. Rowarth (NSW) 38.38, N. Gregorio (SA) 37.90, R. Fellowes (Qld) 37.36

JAVELIN THROW: K. Farrow (SA) 46.20, L. Baylis (Vic) 42.66, S. Clarke (NSW) 42.42, S. Jaklofsky-Smith (Qld) 41.56, J. Brysky (SA) 40.66, L. McPaul (NSW) 36.94

THE SUGAR INDUSTRY AUSTRALIAN TRACK AND FIELD CHAMPIONSHIPS.

OPEN AND UNDER 20

MEN - OPEN

100 METRES: F. Martin (NSW) 10.35, G. Keating (Vic) 10.37, C. Kearney (NSW) 10.42, P. VanMiltenburg (Vic) 10.44, P. Singleton (NSW) 10.52, D. Mullany (Qld) 10.59, R. Stone (Vic) 10.60, N. Newstead (NSW.AC) 10.75

200 METRES: C. Kearney (NSW) 20.66, P. VanMiltenburg (Vic) 20.75, R. Stone (Vic) 20.95, D. Mullany (Qld) 21.31, B. Leavy (Qld) 21.34, B. Smith (Vic) 21.37, M. Benoit (Vic) 21.66, T. Lucey (NSW.AC) 21.76

400 METRES: M. Murphy (NSW) 46.86, A. Ozolins (NSW) 46.87, e M. Rosenberg (NSW.AC) 46.97, e G. Minihan (Vic) 46.97, P. Grigg (ACT) 47.85, B. Smith (Vic) 48.15, D. McRostie (Vic) 48.35, D. Bernsten (Vic) 49.50

800 METRES: A. Ozolins (NSW) 1-47.84, P. Schnyder (Vic) 1-47.95, P. Scammell (Vic) 1-48.10, M. Favier (Qld) 1-48.67, D. Clancy (Vic.AC) 1-49.11, G. Goulding (Qld) 1-51.24, C. Logan (Vic.AC) 1-55.37, P. Bourke (Vic) DNF

1500 METRES: M. Hillardt (Vic) 3-42.84, P. Bourke (Vic) 3-44.11, M. Norwood (Vic.AC) 3-45.28, M. Trushell (ACT) 3-45.38, D. Sullivan (WA) 3-45.43, T. Hutchings (GB) 3-45.69, D. Forbes (NSW.AC) 3-46.74, A. White (NSW) 3-47.03, R. Wright (Qld) 3-47.79

110m HURDLES: D. Wright (Qld) 13.78, J. Caliguri (Vic) 14.14, M. Wilson (Vic) 14.44, M. Carroll (NSW) 14.51, M. Kent (Qld) 14.53, N. Coghlan (Vic.AC) 14.74, G. Barnett DNF

400m HURDLES: K. Gordon (Qld) 50.23, D. Horrobin (Vic) 50.88, M. Woodbridge (Vic) 51.43, L. Miller (Vic) 51.62, S. Miller (Vic) 51.92, G. Brown (Qld) 52.24, D. Hodgson (Vic) 52.69, S. Shirley (Qld) 53.56

3000m STEEPLECHASE: W. Dyer (Vic) 8-51.70, P. Kaufman (Tas) 8-56.53, P. Hutton (NSW) 8-58.77, A. Douglas (NSW) 8-59.04, C. Cook (ACT) 9-06.38, J. Meagher (Vic) 9-16.45, P. Maslen (WA) 9-31.12,

AUSTRALIAN PACIFIC



All Hours - 7 Days A Week
Victoria 598 5355

All Hours - N.S.W. (02) 693 2222

Choose from: Luxury fully air-conditioned, toilet-equipped coaches, double decker buses or mini bus.

- ★ Group Extended Tours
- ★ Half-Day and Full-Day Charter
- ★ Interstate Charter
- ★ Airport Transfers

Head Office: 475 Hampton Street, Hampton
Victoria 3188

Australian Pacific Tours Pty Ltd



Specialists in: Open fireplaces including ducting. All types of solid fuel and gas heating. Copper hoods and full range of grates and accessories. Design and construction renovations and repairs, including chimney installations

CRAFTSMAN FIREPLACES

Office and Showroom

895 CANTERBURY RD,
BOX HILL, VIC

Phone: (03) 898 8819

COLBAR

Contract Manufacturers & Packers

Baby Powders, Talcum Powders, Bath Salts, Hair Care Products, Deodorants, & Anti-Perspirants, Antiseptics & Disinfectants, Creams & Lotions, Pet Care Products, Tube Filling, Liquid & Powder Filling, Product Formulation & Development.

COLBAR PTY LTD

3 KITCHEN RD, DANDENONG,
VIC, 3175

Telephone: (03) 791 4522



For Gold
Medal
Savings

Sprint to

Chadstone MITSUBISHI

1354 Dandenong Road,
Oakleigh

Telephone

569 0811 LMCT 5267

5000m WALK: D. Smith (Vic) 19-26.12, S. Baker (Vic) 20-12.87, A. Jachno (Vic) 20-40.74, M. Harvey (Vic.AC) 20-42.30, D. Knox (Vic.AC) 21-54.61, K. Knox (NSW) 22-17.38, M. Dossater (Vic.AC) 22-30.48, B. Cullen (NSW) 23-14.83

4x100m RELAY: Victoria 40.25, New South Wales 40.73, Australian Capital Territory 41.60, Tasmania 41.97, South Australia DNF.

4x400m RELAY: New South Wales 3-06.54, Victoria 3-08.00, Queensland 3-13.36, Western Australia 3-16.67, South Australia 3-18.43, Tasmania 3-18.64

LONG JUMP: G. Honey (Vic) 7.90, M. Morgan (Vic) 7.54, D. Culbert (Vic) 7.45, I. Reed (Vic.AC) 7.44, B. Hutchins (NSW) 7.44, S. Shirley (Qld) 7.36, P. Beames (Vic.AC) 6.91, S. Andrews (NSW.AC) 6183

TRIPLE JUMP: P. Beames (Vic) 16.15, M. Sweeney (Vic) 15.89, R. Syme (SA) 15.30, G. Plawczyk (SA) 15.21, R. Hutson (NZ) 15.12, A. Newton (WA) 15.12, B. Babijczuk (Vic) 14.88, D. Rooney (NSW) 14.77

HIGH JUMP: M. Allen (WA) 2.16, e M. Barratt (SA) 2.08, e J. Knight (Vic) 2.08, M. Lane (Qld) 2.05, J. Yaxley (Qld) 2.05, K. DeJong (NZ) 2.00, e S. Shirley (Qld) 2.00, R. TePuni (NZ) 2.00, R. Herring (NSW) 2.00

POLE VAULT: N. Honey (Vic) 5.20, R. Huddle (Vic.AC) 4.80, B. Barbour (Qld) 4.70, S. Arkeil (SA.AC) 4.60, J. Mattinson (SA.AC) 4.60, e M. Priestly (Vic.AC) 4.45, e R. Chisholm (Vic) 4.45, T. Foster (SA.AC) 4.30

SHOT PUT: S. Gyngell (NSW) 18.45, W. Barber (WA) 16.92, G. Sedwick (Qld) 16.56, J. Quigley (Vic) 16.46, J. McNamara (Qld) 16.32, P. Nettle (SA) 15.45, P. McGrath (NSW) 15.27, P. Lonsdale (Qld) 13.59

DISCUS THROW: P. Nandapi (Vic) 61.16, V. Slavnic (Vic) 55.42, W. Reiterer (Vic) 52.84, B. Apostilidos (NSW) 52.32, P. Nettle (SA) 51.44, J. Hancy (WA) 51.20, R. Priman (Qld) 50.96, K. Soutar (NSW) 47.80

JAVELIN THROW: J. Staplyton-Smith (NZ) 82.34, J. Highland (WA) 73.76, P. Dohnt (SA) 68.74, G. Lovegrove (NZ) 66.34, R. Lethbridge (Vic) 66.22, M. Hesse (NSW) 63.92, M. Keen (WA) 63.00, B. Hodgson (SA.AC) 60.76

HAMMER THROW: H. Lotz (Vic) 70.02, J. Quigley (Vic) 65.90, P. Spivey (Vic.AC) 65.88, S. Carlin (SA) 60.94, L. Bertolacci (Vic.AC) 57.20, V. Muccitelli (Vic.AC) 56.92, G. Farmer (NSW) 56.36, B. Monk (Qld) 55.42

WOMEN - OPEN

100 METRES: e D. Holden (NSW) 11.46, e J. Flaherty (Vic) 11.46, K. Johnson (Qld) 11.63, D. Wells (NSW) 11.70, J. Schmidt (Vic) 11.76, L. Sullivan (NSW) 11.77, K. Druitt (WA) 11.97, S. Clark (NSW.AC) 11.99

200 METRES: M. Chapman (NSW) 23.69, J. Flaherty (Vic) 23.84, K. Johnson (Qld) 23.88, J. Schmidt (Vic) 24.17, L. Sullivan (NSW) 24.42, K. Druitt (WA) 24.56, J. White (WA) 24.59, J. Meers (Vic) 24.66

400 METRES: D. Flintoff (Vic) 52.05, M. Chapman (NSW) 53.05, S. Speers (Tas) 54.55, L. Grime (NZ) 54.63, J. White (WA) 55.20, S. Oakley (Tas) 55.88, N. Webb (Vic) 56.51

800 METRES: B. Fleming (Vic) 2-01.36, G. Millar (Tas) 2-01.89, W. Old (SA) 2-02.01, K. Coster (NSW) 2-04.17, S. Speers (Tas) 2-05.68, G. Fuchs (Vic) 2-06.94, J. Schwass (NSW) 2-07.51, C. Stoneham (Vic) 2-08.87

1500 METRES: G. Ziunuan (PRC) 4-22.22, P. Just (NSW) 4-22.81, Z. Xiuyun (PRC) 4-26.59, Y. Wang (PRC) 4-28.08, L. Jingming (PRC) 4-28.25, A. Wrench (SA) 4-28.41, C. Schwalow (Vic) 4-29.63, R. Brisbane (Vic) 4-38.87

100m HURDLES: G. Nunn (SA) 13.53, J. Millar (Tas) 13.93, K. Lee (Vic) 14.09, J. Low (Qld) 14.14, C. Stanton (WA) 14.22, D. Phillips (NSW) 14.26, B. Gerstenmeier (FRG) 14.24, L. Garling (NSW) 14.44

400m HURDLES: D. Flintoff (Vic) 55.03, L. Grime (NZ) 57.37, D. Tomsett (Vic) 59.23, L. Richards (NSW) 59.39, W. DeVroom (NSW.AC) 59.84, L. Hines (Qld) 61.15, H. Graham (NSW) 62-25

5000m WALK: S. Cook (ACT) 23-11.11, K. Saxby (NSW) 23-19.33, R. Thomason (NSW) 24-07.12, L. Jachno (Vic) 24-28.85, A. Ryan (NSW) 24-54.05, S. Narbey (WA) 25-21.90, R. Smith (Vic) 25-26.10, S. Schnyder (Vic.AC) 25-51.66

4x100m RELAY: Victoria 45.42, New South Wales 45.96, Western Australia 47.52, SA.(DNF)

4x400m RELAY: Victoria 3-34.86, New South Wales 3-35.23, Tasmania 3-35.39, South Australia 3-41.53, Western Australia 3-53.47

LONG JUMP: L. Garden (NSW) 6.52, R. Lorroway (ACT) 6.50, N. Boegman (NSW) 6.45, M. Clarken (NZ) 6.41, J. Mitchell (NZ) 6.32, M. McLean (ACT) 6.22, A. Turnbull (SA) 6.21, S. Priestly (Qld) 6.09, J. Millar (Tas) 6.07, S. Jaklofsky-Smith (Qld) 5.95

HIGH JUMP: C. Stanton (WA) 1.90, V. Browne (WA) 1.87, D. Bopf (Qld) 1.87, S. Barber (SA) 1.84, J. Talbot (Vic) 1.81, J. Millar (Tas) 1.81, J. Gracev (Qld) 1.81, C. Hurst (SA) 1.78

SHOT PUT: G. Martin (Vic) 17.81, C. Yuzheng (PRC) 17.52, S. Reinwald (Vic) 15.82, M. Bancroft (NSW) 13.73,

DISCUS THROW: S. Reinwald (Vic) 55.38, G. Martin (Vic) 53.20, A. Etienne (Vic) 50.40, S. Penson (SA) 47.16, J. Keen (NSW) 45.04, P. Mountfield (NSW) 44.20, R. May (Vic.AC) 41.80,

JAVELIN THROW: J. Kieboom (SA) 52.16, P. Matthews (Vic) 50.54, T. Griffin (Vic) 46.34, L. McHarg (NSW) 45.60, L. Kennedy (NSW.AC) 43.98, M. Thomas (NSW) 43.96, J. Bates (Qld) 43.68, S. Clarke (NSW) 43.66

MEN - UNDER 20

100 METRES: R. Pryor (Vic) 10.77, S. Saunders (NSW) 10.84, J. Weir (Vic) 10.86, J. Young (ACT) 10.92, D. Dworjany (NSW.AC) 10.93, M. Leavy (Qld) 10.94, P. English (Qld) 10.99, A. Douglas (Vic) 11.02

200 METRES: R. Pryor (Vic) 21.11, W. Hamilton (NSW.AC) 21.54, J. Greenhalgh (Qld) 21.64, A. Douglas (Vic) 21.69, A. Bond (NSW) 21.77, D. Ashcroft (Tas) 21.81, M. King (Tas) 22.02, M. McFadden (ACT) 22.59

400 METRES: A. Bond (NSW) 47.53, J. Cunningham (Qld) 47.81, P. Cordera (SA) 47.92, G. Vfdter (NSW) 48.85, C. Orr (Vic) 49.28, J. Klabbers (Vic) 49.61,

800 METRES: B. Acres (WA) 1-48.98, K. Wilson (NSW) 1-52.16, C. Honeybrook (NSW) 1-52.20, A. Westaway (Qld) 1-52.58, D. Woodley (SA) 1-52.65, J. Kelly (Vic) 1-52.95, J. Sayer (NSW) 1-53.18, D. Kenneally (Vic) 1-58.92

1500 METRES: M. Inwood (Qld) 3-49.56, B. Acres (WA) 3-50.26, D. Lightfoot (NSW) 3-50.87, A. Westaway (Qld) 3-51.83, M. Mate (NSW.AC) 3-53.04, E. O'Callaghan (Vic) 3-53.74, I. Humphries (NSW) 3-55.01, R. Addamo (Vic) 3-55.20

5000 METRES: D. Lightfoot (NSW) 14-36.82, M. Inwood (Qld) 14-44.90, D. O'Flaherty (Vic) 15-11.74, B. Phillips (SA) 15-29.51, S. Brown (NSW) 15-53.78,

110m HURDLES: H. Halley (NSW) 15-03, A. Affleck (Vic) 15.42, R. Sennitt (NSW) 15.60, P. Doherty (ACT) 15.72, S. Saunders (NSW) DNF

400m HURDLES: H. Halley (NSW) 52.58, R. Zganiacz (NSW) 55.36, B. Birmingham (Vic) 57.11

2000m STEEPLECHASE: M. Inwood (Qld) 5-49.93, G. Shane (Qld) 5-55.31, R. Porter (SA) 5-58.58, I. Humphries (NSW) 6-04.91, K. White (WA) 6-05.31, C. Hamilton (NSW) 6-07.68, B. Morton (Vic) 6-08.83, S. Rothwell (NSW) 6-17.24

5000m WALK: N. Ahern (NSW) 22-38.02, G. Saunders (Vic) 22-59.51, R. McFadden (SA) 23-23.23, K. Lowden (Vic) 23-38.99, A. Crawford (NSW) 23-45.45, J. Griman5s (NSW) DNF.

4x100m RELAY: New South Wales 41.34, Queensland 41.41, Victoria 41.42

4x400m RELAY: Queensland 3-14.28, New South Wales 3-15.93, Victoria 3-19.80

LONG JUMP: D. Culbert (Vic) 7.66, S. Shirley (Qld) 7.45, G. Carroll (NSW) 7.36, M. Morgan (Vic) 7.31, E. VanDerJact (NSW) 7.00, J. Moyie (NZ) 6.98, J. Mackenzie (WA) 6.84, I. VanRoden (Qld) 6.79, I. Wauchope (SA) 6.56

TRIPLE JUMP: M. Sweeney (Vic) 15.49, I. VanRoden (Qld) 15.02, A. Buchan (Vic) 14.95, T. Barnes (NSW) 14.92, J. McKenzie (WA) 14.73, P. Beaty (Vic) 14.57, P. Simensen (NSW) 14.41, N. Avery (NZ) 14.13, A. Flynn (NSW) 13.51

HIGH JUMP: P. Henderson (Vic) 2.12, D. Hawkey (Vic.AC) 2.09, S. Shirley (Qld) 2.09, e J. Parker (NSW) 2.06, e K. DeJong (NZ) 2.06, N. Smith (NSW) 2.03, R. Sandilands (NSW.AC) 2.03, A. Ryan (NSW) 2.00

POLE VAULT: S. Arkell (SA) 4.60, J. Mattinson (SA) 4.60, C. Spillane (Vic) 4.40, M. Priestley (Vic) 4.30, S. Ambrose (SA.AC) 4.10, R. Jarmyn (SA) 4.00, J. Ware (NSW) 4.00

SHOT PUT: W. Reiterer (Vic) 15.73, P. Lonsdale (Qld) 15.35, C. Watson (Tas) 14.59, S. Liggins (NSW) 14.42, R. Edwards (Qld) 13.39, J. Payne (NSW) 13.13, C. Colenso (Vic) 12.31, J. Light (Qld) 11.85

DISCUS THROW: W. Reiterer (Vic) 51.18, S. Carlin (SA) 51.00, J. Highland (WA) 50.80, J. Light (Qld) 46.70, P. Lonsdale (Qld) 45.22, R. Edwards (Qld.AC) 44.38, C. Colenso (Vic) 42.88, C. Watson (Tas) 40.78

JAVELIN THROW: G. Lovegrove (NZ) 72.50, M. Keen (WA) 70.66, D. Birks (SA) 68.60, B. Hodgson (SA) 68.48, M. Hesse (NSW) 68.04, S. Steyn (NSW) 64.44, I. Boller (Qld) 61.22, T. Hayes (Qld) 59.14, D. Bushell (NSW) 56.56

HAMMER THROW: S. Carlin (SA) 61.04, V. Muccitelli (Vic) 55.98, C. Watson (Tas) 47.66, G. Taylor (NSW) 46.10

WOMEN - UNDER 20

100 METRES: M. Clarken (NZ) 11.79, K. Wilson (NSW.AC) 11.88, J. Flemming (Vic) 12.06, M. Moore (NSW.AC) 12.20, S. Priestley (Qld) 12.21, L. Robson (NSW.AC) 12.24, K. Kinnane (Qld) 12.30, N. Dillon (SA) 12.35

200 METRES: S. Stewart (Vic) 23.74, S. Alton (NSW) 24.13, D. Oram (Qld) 24.31, J. Walker (NSW) 24.55, N. Dillon (SA) 24.65, M. Moore (NSW.AC) 24.68, K. Kinnane (Qld) 24.85, L. Robson (NSW.AC) 24.91

400 METRES: S. Stewart (Vic) 52.92, M. Moroney (NSW) 53.58, K. Baumgartner (Vic) 53.89, S. Ellis (Qld) 54.39, D. Oram (Qld) 54.59, M. Gabbedy (WA) 55.18, B. Robertson (NSW.AC) 55.67, M. Babbage (NSW) 56.23

800 METRES: K. Baumgartner (Vic) 2-06.19, J. Perkins (Vic) 2-06.52, S. Collins (ACT) 2-06.59, J. Douglas (Qld) 2-09.64, L. O'Connell (Vic) 2-09.96, S. Duignan (NSW) 2-11.03, C. Cowden (ACT) 2-13.77, K. Oates (SA) 2-17.67

1500 METRES: J. Perkins (Vic) 4-22.86, S. Collins (ACT) 4-23.81, K. Wood (ACT) 4-24.88, A. Leaney (Vic) 4-26.66, T. Adams (NSW) 4-27.29, J. Gray (Vic.AC) 4-28.96, A. Luchetti (NSW.AC) 4-30.84, M. McDonagh (Vic) 4-34.77

3000 METRES: K. Wood (ACT) 9-24.53, T. Adams (NSW) 8-40.11, T. Turney (Vic) 9-43.05, K. Jukes (Qld) 9-48.95, M. McDonagh (Vic) 9-55.18, S. Clark (Qld) 10-11.26, C. Butler (Tas) 10-42.14,

100m HURDLES: J. Flemming (Vic) 13.90, S. Jaklofsky-Smith (Qld) 14.07, J. Wainwright (WA) 14.11, T. Wilson (NSW.AC) 14.20, H. Pawlowski (Vic) 14.59, M. Lovell (NSW) 14.66, J. Breen (NSW) 14.82, B. Hoonhout (Qld) 15.24

400m HURDLES: M. Gabbedy (WA) 1-00.32, R. Lloyd (SA) 1-01.17, B. Hoonhout (Qld) 1-01.02, M. Atkinson (NSW.AC) 1-02.44, S. Lawton (NSW) 1-03.81, N. Ewing (Vic) 1-04.32, M. Lovell (NSW) 1-05.25, J. Aminde (Vic) 1-05.39

3000m WALK: S. Miller (Vic) 14-58.50, L. Harrison (NSW) 15-31.52, Y. Waters (Vic) 15-44.53, K. Arkins (NSW) 16-01.40

4x100m RELAY: New South Wales 46.38, Queensland 46.52, Victoria 47.02

4x400m RELAY: Queensland 3-42.83, New South Wales 3-42.98, Victoria 3-43.00

LONG JUMP: J. Spradley (NSW) 5.96, K. Wilson (NSW.AC) 5.80, S. Priestley (Qld) 5.77, S. Morice (Qld) 5.76, D. Drury (Vic) 5.55, R. Kothe (Vic) 5.54, C. Randall (SA) 5.46, M. Ware (NSW) 5.28

MARYSVILLE MOUNTAIN VIEW HORSE HIRE

Props: IAN & MOYA AUSTIN

- Featuring Overnight Camping
- Supervised Day Rides including BBQ Lunches
- Catering for Clubs, Children & Large Groups

BOOKINGS AVAILABLE WEEK DAYS

Situated
**NARBETHONG ROAD,
MARYSVILLE**

Phone: (059) 63 3268
After Hours: (059) 63 3334

VENTURA ★ ★ ★
★ ★ ★
FIVE STAR

AIR CONDITIONED
LUXURY COACHES

Available for Charter throughout
Australia

CLUB AND GROUP
TOUR SPECIALISTS

Itineraries planned to suit your
interests.

12 & 20 seat self drive mini buses
for hire.

*For information or bookings
contact our Charter Office on
579 4811*

1037 CENTRE ROAD, SOUTH OAKLEIGH 3167
VENTURA - MILES AHEAD OF THE REST

ARMAGUARD

- A UNIT MAYNE
NICKLESS LTD.
- ESTABLISHED OVER 40
YEARS
- AUSTRALIA-WIDE NETWORK OF
BRANCHES
- COMPLETE PAYROLL SERVICE
- COMPUTA PAY - PAYROLL
PROCESSING
- PAYROLL DISTRIBUTION
- CASH COLLECTION -INCLUDING
2-KY SAF AND BANKING
- SECURITY STORAGE FACILITIES
- TRANSPORTATION OF VALUABLES



663 QUEENSBERRY STREET,
NORTH MELBOURNE

328 4723

663 QUEENSBERRY STREET, NORTH MELBOURNE

Best of luck all athletes

INDASAN BIOCHEMICALS PTY LTD

Manufacturers of:

HOUSEHOLD PRODUCTS
& INDUSTRIAL CLEANING
COMPOUNDS

TELEPHONE:

**(03) 798 8500
(03) 798 8509**

**18 FUTURA ROAD
KEYSBOROUGH, VIC. 3175**

HIGH JUMP: S. Barber (SA) 1.85, C. Hurst (SA) 1.76, D. Kerwin (Qld) 1.76, C. Sharpe (NSW) 1.73, R. Etty (Vic) 1.85, e L. Fahy (NSW) 1.70 e S. Suters (NSW.AC) 1.70 e M. Ware (NSW) 1.70

SHOT PUT: Y. Ykema (Vic) 13.79, G. Larsen (Tas) 13.66, B. Serone (NSW) 12.77, K. Davoren (NSW) 12.48, J. Meier (NSW) 12.20, R. Fellowes (Qld) 12.16, V. Huckel (SA) 10.48, J. O'Reilly (SA) 10.18

DISCUS THROW: C. Mills (SA) 47.46, Y. Ykema (Vic) 46.02, J. Amos (NSW) 40.32, J. Kendall (NSW) 39.90, K. Walton (Qld) 39.84, G. McNaughton (Vic) 38.14, S. Clarke (NSW) 37.30, J. Meier (NSW.AC) 37.02

JAVELIN THROW: L. Kennedy (NSW) 45.04, C. Harvey (Qld) 43.96, S. Clarke (NSW) 42.88, J. Bates (Qld) 41.58, J. Whybrow (Vic) 41.30, H. Allanson (SA) 41.26, C. Randall (ACT) 36.82, J. O'Reilly (SA) 32.70

HELD AT MELBOURNE, 13/12/84

MEN - OPEN

10,000 METRES: A. Lloyd (NSW) 28-18.6, G. Henry (SA) 28-22.5, R. Wilson (NZ) 28-26.1, D. McCallum (NZ) 28-51.7, M. Stock (Vic) 28-51.8, P. Haynes (ACT) 28-54.5, A. Hoyle (Vic) 29-13.7, S. Moneghetti (Vic) 29-14.8, K. Livingstone (NZ) 29-19.4, R. Foley (Tas) 29-22.6, C. Ramage (Vic) 29-23.6

WOMEN - OPEN

3000 METRES:

J. Perkins (Vic) 9-14.4, S. Dalton (NSW) 9-14.5, P. Just (NSW) 9-22.6, R. Mallinder (Vic) 9-30.7, T. Turney (Vic) 9-31.5, N. Taws (Vic) 9-41.3, M. McDonagh (Vic) 9-55.8

HELD AT MELBOURNE, 31/1/85

MEN - OPEN

5000 METRES: A. Lloyd (NSW) 13-32.95, T. Hutchings (GB) 13-35.24, R. Wilson (NZ) 13-38.24, G. Briggs (ACT), G. Ryan (Vic) 13-53.26, E. Wilson (Vic.AC) 13-56.82, D. Forbes (NSW) 13-59.57, D. Froud (ACT) 14-00.77, M. Norwood (Vic) 14-08.86, G. Carmichael (Qld) 14-20.38,

WOMEN - OPEN

10,000 METRES: M. O'Connor (NZ) 34-09.60, S. Pierson (Vic) 34-32.60, M. Sloan (Vic) K. Jukes (Qld) 35-38.7, C. Jelleff (Vic) 36-04.9, M. Main (NSW) 36-54.1, K. Saxby (NSW) 37-11.5, A. Rippon (Tas) 37-13.3

**THE NAME OF THE GAME
IS POWER**

**POWER SPORTS
FOOTWEAR**

AUSTRALIAN MULTIPLE EVENTS CHAMPIONSHIPS
 Conducted at Brisbane, 13-14 April, 1985

100m; Long Jump; Shot Put; High Jump; 400m
 110m H; Discus Throw; Pole Vault; Javelin Throw; 1500m.

DECATHLON - MEN

P. Hadfield (NSW)	11.21	7.48	13.14	1.90	48.47	
	15.11	45.08	4.40	52.40	4-55.97	7614 pts.
S. Poleman (NZ)	11.17	7.29	13.24	1.90	51.78	
	15.18	43.10	4.49	57.50	4-49.93	7498 pts.
J. Hunt (NZ)	10.69	7.55	13.20	1.99	47.94	
	16.02	38.52	3.60	54.74	5-14.08	7374 pts.
S. Shirley (Qld)	11.36	7.20	11.43	2.05	48.40	
	15.99	35.92	3.50	59.30	4.25	7321 pts.
S. Bews (Vic)	11.56	6.75	11.97	1.99	50.26	
	16.30	36.34	4.00	57.68	4-24.55	7179 pts.
G. Jones (NSW)	11.32	6.60	12.27	1.93	49.30	
	16.13	36.68	3.90	52.38	4-35.79	7065 pts.
C. Chapman (NZ)	11.86	6.51	12.70	1.87	51.38	
	16.93	43.86	4.10	53.56	4-31.39	6977 pts.
A. Hough (NSW)	11.68	6.87	10.87	1.90	49.98	
	17.03	35.52	4.00	52.74	4-23.68	6901 pts.

DECATHLON - MEN UNDER 20

P. Lacey (NZ)	11.30	6.57	12.49	1.90	50.53	
	15.66	32.58	3.80	43.98	5-04.11	6646 pts.
A. Kohlrusch (NSW)	11.72	6.39	11.85	1.84	51.81	
	16.52	33.38	3.70	48.24	4-57.42	6370 pts.
T. Hunt (NZ)	11.97	6.55	12.72	1.87	53.80	
	17.67	38.98	3.30	56.04	5-26.99	6217 pts.
T. Donald (Tas)	11.79	5.57	10.12	1.96	50.86	
	17.62	29.18	3.30	42.52	4-50.54	5859 pts.
P. Nash (Qld)	11.54	6.33	8.56	1.75	51.10	
	19.40	27.46	3.10	43.30	4-36.57	5642 pts.
I. Doyle (Vic)	11.95	6.32	8.43	1.84	54.41	
	17.74	30.32	3.70	38.88	5-22.67	5625 pts.
M. Burt (Vic)	12.54	5.74	9.34	1.81	55.44	
	18.88	29.62	2.80	46.14	4-49.59	5193 pts.

MULTIPLE EVENT - MEN UNDER 18

A. France (NSW)	11.97	6.12	14.70	1.69	53.83	
	16.51	45.62	3.50	55.42	5-11.67	6481 pts.
P. Radf (NSW)	11.88	6.00	11.93	1.84	51.78	
	16.75	37.98	3.30	38.02	4-34.32	6210 pts.
A. Perry (Vic)	12.05	5.92	13.69	1.75	54.69	
	17.36	41.86	2.80	55.70	5-03.76	6026 pts.
B. Stafford (Qld)	12.71	6.12	11.57	1.81	55.32	
	18.03	32.62	3.20	51.38	4-30.70	5841 pts.
R. Bungate (NSW)	12.20	5.87	12.49	1.87	56.19	
	17.24	33.74	2.90	53.54	5-09.04	5784 pts.
D. Smith (Qld)	11.67	6.36	13.09	1.66	54.46	
	16.93	35.64	2.90	38.48	5-07.73	5772 pts.
A. Malloch (WA)	12.12	5.92	12.92	1.72	52.96	
	16.94	35.32	2.70	34.52	4-35.20	5740 pts.
G. Newey (NSW.AC)	12.35	6.09	12.84	1.75	53.42	
	17.38	32.66	3.30	36.88	5-07.25	5675 pts.


	100mH	H. Jump	shot	200m	L. Jump	800m		
HEPTATHLON - WOMEN								
1. Millar (Tas)	13.97	1.83	10.30	24.65	6.20	36.20	2-13.86	5941 pts.
2. Turnbull (SA)	15.17	1.77	11.19	25.10	6.27	42.38	2-19.61	5800 pts.
3. Stanton (WA)	14.06	1.86	13.25	25.90	5.89	35.76	2-30.77	5752 pts.
4. Genge (NZ)	14.11	1.62	13.28	25.91	5.40	36.02	2-26.35	5457 pts.
5. Hammond (Vic)	15.65	1.59	12.05	26.12	5.62	40.24	2-20.57	5350 pts.
6. Hale (Vic)	15.34	1.65	10.43	26.56	5.40	34.70	2-23.28	5144 pts.
7. DeVroom (NSW)	14.67	1.68	F	25.66	5.61	36.70	2-20.69	4803 pts.

HEPTATHLON - WOMEN UNDER 20

1. Barber (SA)	15.72	1.77	9.27	27.70	5.35	33.68	2-28.31	4959 pts.
2. Lawton (NSW)	15.43	1.53	9.35	26.13	4.74	33.88	2-18.54	4845 pts.
3. O'Reilly (SA)	17.13	1.59	10.29	27.24	5.22	36.42	2-39.67	4641 pts.
4. Davies (Qld)	16.80	1.50	9.80	26.75	5.40	30.94	2-39.42	4534 pts.

HEPTATHLON - WOMEN UNDER 18

1. Hoonhout (Qld)	15.42	1.65	8.74	25.72	5.47	31.54	2-19.25	5086 pts.
2. Lovell (NSW)	15.37	1.50	8.39	26.12	5.40	35.46	2-31.67	4780 pts.
3. Barnett (WA)	16.66	1.62	9.44	27.68	5.20	36.14	2-36.05	4658 pts.
4. Price (Qld)	17.86	1.68	9.63	27.55	4.73	34.80	2-34.99	4516 pts.
5. Smith (Tas)	18.66	1.62	8.62	26.61	5.08	25.40	2-42.40	4124 pts.



Forever Living Products

VICTORIA

**FOREVER LIVING PRODUCTS: The Name to Remember for:-
ALOE VERA: BEE PRODUCTS: NUTRITIONAL MEAL REPLACEMENTS**

Sportsmen and women the world over acclaim our products as the
FINEST OF THEIR KIND.

FOREVER LIVING PRODUCTS, recognised by the National Aloe Science Council in the United States as the World Leader in Research and Development, Manufacture and Distribution of ALOE VERA Products. Now you can benefit from our FOREVER BEE POLLEN and FOREVER BEE PROPOLIS too.

Perhaps our FOREVER LITE NUTRITIONAL MEAL REPLACEMENTS will interest you. FOREVER LIVING PRODUCTS can only be purchased through INDEPENDENT DISTRIBUTORS.

For further information about a distributor in your area or about how FOREVER LIVING PRODUCTS can create a financial gain for YOU or your CLUB please contact:-

FOREVER LIVING PRODUCTS
Unit 1, 13 Aylward Avenue,
THOMASTOWN, VIC. 3074
(03) 460 4388

RECORDS

<u>EVENT</u>	<u>TIME</u>	<u>NAME</u>	<u>COUNTRY/ STATE</u>	<u>DATE</u>	<u>VENUE</u>
<u>100 YARDS (= 91.44 Metres)</u>					
Aust Open	9.2	Bob Lay	NSW	10.03.65	Sydney
" Nat.	9.2	Bob Lay	NSW	10.03.65	Sydney
" 20 equal	9.5	Jim McCann	NSW	15.03.58	Brisbane
" "	"	Bob Lay	NSW	26.01.63	Sydney
<u>100 METRES</u>					
World	9.93	Calvin Smith	USA	3.07.83	Colorado Springs
Commonwealth	10.04	Lennox Miller	Jam.	14.10.68	Mexico OG
Aust. Open	9.9 H	Paul Narracott	Qld.	4.01.84	Brisbane
" "	10.18 E	Mel Lattany	USA	1.11.82	Adelaide
" Nat.	10.26 E	Paul Narracott	Qld.	6.03.84	OP
" "	9.9 H	Paul Narracott	Qld.	4.01.84	Brisbane
" 20	10.33	Gerrard Keating	Vic.	4.10.82	Brisb CG
" "	10.0	Paul Narracott	Qld.	19.03.78	Brisbane
" 18	10.47	Darren Clark	NSW	18.03.83	Melbourne
" 16	10.6	Craig Elliott	Vic.	26.02.84	Melbourne
<u>200 METRES</u>					
World	19.72	Pietro Mennea	Italy	12.09.79	Mexico
Commonwealth	19.86	Don Quarrie	Jam.	3.08.71	California
Aust Open equal	20.43	Mike McFarlane	Eng	7.10.82	Brisb CG
" "	"	Allan Wells	Scotland	7.10.82	Brisb CG
Aust Nat.	20.06	Peter Norman	Vic.	16.10.68	Mexico OG
" 20	20.3	Peter Gandy	NSW	11.01.81	Hobart
" "	20.49	Darren Clark	NSW	12.11.83	Sydney
" 18	20.86	Darren Clark	NSW	5.03.83	Sydney
" "	20.6	Paul Narracott	Qld	30.10.76	Brisbane
" 16	21.96	Mark Garner	NSW	24.03.85	Sydney
<u>400 METRES</u>					
World	43.86	Lee Evans	USA	18.10.68	Mexico OG
Commonwealth	44.58	Bert Cameron	Jam.	6.06.81	Baton Rouge
Aust Open	45.2	Stephen Chepwoy	Kenya	4.02.75	Melbourne
" Nat.	44.75	Darren Clark	NSW	8.08.84	LAGO
" 20	44.75	Darren Clark	NSW	8.08.84	LAGO
" 18	46.39	Miles Murphy	NSW	30.01.85	Melbourne
" 16	49.39	Mark Garner	NSW	16.02.85	Sydney
<u>800 METRES</u>					
World	1.41.73	Sebastian Coe	GB & NI	10.06.81	Florence
Commonwealth	1.41.73	Sebastian Coe	Eng.	10.06.81	Florence
Aust Open	1.44.78	Peter Bourke	Vic.	20.03.82	Brisb CG
" Nat.	1.44.40	Ralph Doubell	Vic.	15.10.68	Mexico OG
" 20	1.45.9	Michael Hillardt	Qld.	15.01.81	Melbourne
" 18	1.49.9	Barry Acres	WA	2.03.83	Perth
" 16	1.57.0	Peter Mapstone	NSW	10.12.83	Adelaide

1000 METRES

World	2.12.18	Sebastian Coe	GB	11.07.81	Oslo
Commonwealth	2.12.18	Sebastian Coe	GB	11.07.81	Oslo
Aust. Open	2.19.7	John Kipkurgat	Kenya	8.03.75	Melbourne
" Nat.	2.17.49	Michael Hillardt	Vic.	18.08.84	London
" 20	2.24.0	Mark Arens	SA	20.12.81	Adelaide
" 18		Not Claimed			

1500 METRES

World	3.30.77	Steve Ovett	GB	4.09.83	Rieti
Commonwealth	3.30.77	Steve Ovett	Eng.	4.09.83	Rieti
Aust. Open	3.35.86	Michael Hillardt	Vic.	22.01.84	Sydney
" Nat.	3.34.20	Michael Hillardt	Vic.	11.03.84	Sydney
" 20	3.39.7	Michael Hillardt	Qld.	23.03.80	Sydney
" 18	3.48.0	Brett Crew	Qld.	3.02.79	Brisbane
" 16	4.03.69	Paul Burkinshaw	NSW	26.02.83	Sydney

1 MILE (= 1609.33 Metres)

World	3.47.33	Sebastian Coe	GB & NI	28.08.81	Brussels
Commonwealth	3.47.33	Sebastian Coe	Eng.	28.08.81	Brussels
Aust. Open	3.52.59	John Walker	NZ	13.03.82	Adelaide
" Nat.	3.52.34	* Michael Hillardt	Vic.	17.07.84	Vancouver
" 20	3.59.0	Michael Hillardt	Qld.	14.12.80	Adelaide

2000 METRES

World	4.51.4	John Walker	NZ	30.06.76	Oslo
Commonwealth	4.51.4	John Walker	NZ	30.06.76	Oslo
Aust. Open	5.01.3	Steven Foley	Vic.	22.12.79	Adelaide
" Nat.	5.01.3	Steven Foley	Vic.	22.12.79	Adelaide
" 20	5.15.5	Mark Arens	SA	22.12.79	Adelaide
" 18		Not Claimed			

3000 METRES

World	7.32.1	Henry Rono	Kenya	27.06.76	Oslo
Commonwealth	7.32.1	Henry Rono	Kenya	27.06.78	Oslo
Aust. Open	7.43.0	Henry Rono	Kenya	10.02.80	Brisbane
" Nat.	7.47.2	Ron Clarke	Vic.	27.06.67	Vasteras
" 20	8.03.5	Malcolm Norwood	Echuca	22.03.84	OP
" 18	8.21.58	Colin Dalton	NSW	21.01.84	Sydney
" 16	8.57.83	A. McDonald	Qld	9.12.83	Adelaide

5000 METRES - TRACK

World	13.00.41	David Moorcroft	GB	7.07.82	Oslo
Commonwealth	13.00.41	David Moorcroft	GB	7.07.82	Oslo
Aust. Open	13.23.0	David Moorcroft	GB	13.03.82	Melbourne
" Nat.	13.16.6	Ron Clarke	Vic.	5.07.66	Stockholm
" 20	13.49.89	Malcolm Norwood	Vic.	18.01.84	OP
" 18	15.00.6	Darren O'Flaherty	Vic.	14.02.84	Melbourne

10 KM - TRACK

World	27.13.81	Fernando Mamede	Portugal	2.07.84	Stockholm
Commonwealth	27.22.4	Henry Rono	Kenya	11.06.78	Vienna
Aust. Open	27.31.68	Henry Rono	Kenya	6.03.80	Melbourne
" Nat.	27.39.89	Ron Clarke	Vic.	14.07.65	Oslo
" 20	29.11.8	Rob de Castilla	G'Australy	17.12.75	Melbourne
" 18					

20 KM - TRACK

World	57.34.7	Jos Hermens	Holland	1.25.76	Papenburg
Commonwealth	58.37.7	Rob de Castilla	Aust.	17.04.82	Rome
Aust. Open	58.37.7	Rob de Castilla	Vic.	17.04.82	Rome
" Nat.	58.37.2	Rob de Castilla	Vic.	17.04.82	Rome
" 20	70.35.8	Max Latta	Tas.	21.12.83	Lattre

Expert advice whenever you need it.

The VTU Credit Union offers you a wide range of special services, many of which are not available from other financial institutions.

- ★ Free expert counselling advice
- ★ Help with tax
- ★ Referral service for architects, legal and property services.



VTU Credit Union Co-operative Limited

We've got it ... together.

P.O. Box 338
Camberwell, 3124

P.O. Box 210
Moonee Ponds, 3039

MELTON AMCAL PHARMACY

Dipak Sanghvi M.P.S.

88 HIGH STREET, MELTON

Cash payment centre for A.N.A., H.B.A. and Latrobe, Medibank Agent.



**Amcal
Chemist**

Cameras - 24 hour film processing, No. 7 Max Factor, Innox, Woolrest sleepers, passport and driving licence photo centre.

Open 7 Days a Week
743 5325

CAIN'S REMOVALS

12 BRAESIDE DRIVE, BRAESIDE

Enquiries:

Phone 580 2820

For fast, efficient furniture removals -
Country - Suburban - Interstate -
Personal Service in a Professional Manner

SUPPORT THE

RED X

GIVE NOW

Albion Squash and Leisure Centre

OPEN 7 DAYS A WEEK 9 AM - 11 PM

Sauna and spa, coaching available for squash and fitness, naturopath and massage also available.

Intuitional exercise - aerobics - stretching classes

Cnr. Ballarat Road and Albury Street, Albion

312 2657

25 KM -TRACK

World	73.55.8	Toshihiko Seko	Japan	22.03.81	Christchurch
Commonwealth	75.22.6	Ron Hill	Eng.	21.07.65	Bolton
Aust Open	80.31.4	Brian Morgan	NSW	24.05.80	Newcastle
" Nat.	80.31.4	Brian Morgan	NSW	24.05.80	Newcastle
" 20	84.12.0	Erro Keranen	Vic.	3.11.74	Melbourne

30 KM - TRACK

World	89.18.8	Toshihiko Seko	Japan	22.03.81	Christchurch
Commonwealth	91.30.4	Jim Alder	Scotland	5.09.70	London
Aust Open	98.33.5	Brian Morgan	NSW	24.05.80	Newcastle
" Nat.	98.33.5	Brian Morgan	NSW	24.05.80	Newcastle
" Open	106.53.0	Erro Keranen	Vic.	3.11.74	Melbourne

1 HOUR - TRACK

World	20,944 m	Jos Hermans	Holland	1.05.76	Papendal
Commonwealth	20,516 m	Rob de Castella	Aust.	12.04.82	Rome
Aust Open	20,232.56m	Ron Clarke	Vic.	27.10.65	Geelong
" Nat.	20,232.56m	Ron Clarke	Vic.	27.10.65	Geelong
" 20	18,678 m	Tony Bart	SA	29.08.73	Adelaide

ROAD MARATHON

World	2.07.11	Carlos Lopez	Portugal	21.04.85	Amsterdam
Commonwealth	2.08.06	Steve Jones	Wales	21.10.84	Chicago
Aust Open	2.09.18	Rob de Castella	Vic.	8.10.82	Brisbane
" Nat.	2.09.18	Rob de Castella	Vic.	8.10.82	Brisbane

100 METRE HURDLES

Aust 16	14.14	Chris Fox	NSW	9.12.83	Adelaide
---------	-------	-----------	-----	---------	----------

110 METRE HURDLES

World	12.93	Renaldo Nehemiah	USA	19.08.81	Zurich
Commonwealth	13.27	Mark McCoy	Canada	25.07.84	Walnut
Aust Open	13.37	Mark McCoy	Canada	4.10.82	Brisb CG
" Nat.	13.58	Don Wright	Qld	4.10.82	Brisb CG
" 20	14.5	Ray McKinnon	WA	20.03.81	Adelaide
" "	14.69	Ray McKinnon	WA	20.03.81	Adelaide
" 18	13.6	Don Wright	Qld.	28.02.76	Brisbane

200 METRE HURDLES

Aust Open	22.7	Jim McCann	NSW	5.03.66	Sydney
" 20	23.2	Peter Balthes	Qld.	9.02.63	Brisbane

400 METRE HURDLES

World	47.02	Edwin Moses	USA	11.08.83	Koblentz
Commonwealth	47.82	John Aku-Rua	Uganda	2.09.72	Munich
Aust Open	49.37	Garry Brown	Qld	7.10.82	Brisbane
" Nat.	49.32	Bruce Field	Vic.	29.01.74	C'Church
" 20	51.57	John Roche	Vic.	23.03.80	Sydney
" 18	53.04	Darron Wright	WA	17.03.83	Melbourne

1500 METRE TRACK WALK

Aust Open	5.19.1	David Smith	Vic.	7.02.81	OP
" Nat.	5.19.1	David Smith	Vic.	7.02.81	OP
" 20	5.37.5	Andrew Jachno	Vic.	6.03.82	Melbourne
" 18	5.56.8	Nicholas Ahern	NSW	27.10.84	Sydney
" 16	5.56.8	Nicholas Ahern	NSW	27.10.84	Sydney

3 KM TRACK WALK

Aust Open	11.11.5	David Smith	Vic.	8.01.81	Sydney
" Nat.	11.11.5	David Smith	Vic.	8.01.81	Sydney
" 20	12.00.3	Michael Woods	NSW	11.03.82	Sydney
" 18	12.27.29	Paul Copeland	Vic.	11.01.85	Melbourne

<u>5 KM TRACK WALK</u>					
Aust Open	19.07.3	David Smith	Vic.	15.02.85	Canberra
" Nat.	19.07.3	David Smith	Vic.	15.02.85	Canberra
" 20	21.11.77	Alan Maic	NSW	11.03.84	Melbourne
" 18					
<u>10 KM TRACK WALK</u>					
Aust Open	39.41.7	David Smith	Vic.	15.02.84	C'wood
" Nat.	39.41.7	David Smith	Vic.	15.02.84	C'wood
" 20	41.43.4	Michael Harvey	Vic.	28.02.82	Melbourne
" 18					
<u>15 KM TRACK WALK</u>					
Aust Open	53.32.0	David Smith	Vic.	27.06.81	Melbourne
" Nat.	63.32.0	David Smith	Vic.	27.06.81	Melbourne
" 20	71.09.9	Michael Harvey	Vic.	27.06.81	Melbourne
<u>20 KM TRACK WALK</u>					
World	78.40.0	Ernesto Canto	Mexico	5.05.84	Bergen
Commonwealth	85.29.8	Marcel Jobin	Canada	31.07.82	Ottawa
Aust Open	86.07.8	David Smith	Vic.	27.06.81	Melbourne
" Nat.	86.07.8	David Smith	Vic.	27.06.81	Melbourne
" 20	96.39.7	Michael Harvey	Vic.	27.06.81	Melbourne
<u>30 KM TRACK WALK</u>					
World	2.06.54	Ralf Kowalsky	GDR	28.03.82	Berlin
Commonwealth	2.22.54.7	Dennis Jackson	ENG	28.06.81	Brighton
Aust Open	2.23.09.2	Noel Freeman	Vic.	26.07.69	Melb Uni
" Nat.	2.23.09.2	Noel Freeman	Vic.	26.07.69	Melb Uni
<u>50 KM TRACK WALK</u>					
World	3.41.39.0	Raul Gonzalez	Mexico	25.05.79	Pana
Commonwealth	4.06.39.0	Willi Sawall	Aust.	14.08.76	Glenhuntly
Aust Open	4.06.39.0	Willi Sawall	Vic.	14.08.76	Glenhuntly
" Nat.	4.06.39.0	Willi Sawall	Vic.	14.08.76	Glenhuntly
<u>1 HOUR TRACK WALK</u>					
Aust Open	14,103.65	Willi Sawall	Bal Har	18.07.81	C'wood
" Nat.	14,103.65	Willi Sawall	Bal Har	18.07.81	C'wood
<u>2 HOURS TRACK WALK</u>					
World	28,358	Ralf Kowalsky	GDR	28.03.82	Berlin
Commonwealth	27,123.35	Willi Sawall	Au	24.05.80	Melbourne
Aust Open	27,123	Willi Sawall	Vic.	24.05.80	Melbourne
" Nat.	27,123	Willi Sawall	Vic.	21.05.80	Melbourne
" 28	23,127.84	Ross Haywood	Vic.	21.08.65	Melb Uni
<u>4 x 100m RELAY</u>					
World	37.83	USA		11.08.84	Los Angeles
Commonwealth	38.39	Jamaica		19.10.68	Mexico
Aust Open	38.35	USA		01.12.77	Canberra
Aust Nat.	39.19	AUS		09.10.82	Brisbane
Aust Under 20	40.1	NSW		09.01.85	Sydney
Aust Under 18	42.16	VIC		29.03.84	Melbourne
Aust Under 16	43.4	VIC		15.01.84	Perth
<u>4 x 200 RELAY</u>					
World	1.20.26	USA		27.05.78	Tempe
Commonwealth	1.22.5	Trinidad & Tobago		09.04.66	Barletta
Aust Open	1.23.8	AUS		09.03.75	Melbourne
Under 20	1.27.04	NSW		20.11.83	Sydney
Under 18	1.28.2	VIC		17.12.83	Melbourne

4 x 400m RELAY

World	2.56.16	USA	20.10.68	Mexico City
Commonwealth	2.59.6	Kenya	20.10.68	Mexico
Aust Open	3.04.7	USA	01.12.56	Melbourne
Aust Nat	2.59.64	AUS	11.08.84	Los Angeles
Aust Under 20	3.12.54	NSW	21.03.81	Adelaide
Aust Under 18	3.14.39	VIC	30.03.84	Melbourne
Aust Under 16	3.26.2	VIC	14.01.84	Perth

4 x 800m RELAY

World	7.03.89	GB & NI	10.08.82	London
Commonwealth	7.03.89	GB & NI	30.08.82	London
Aust Open	7.20.0	QLD	06.03.82	Brisbane
Aust Nat.	7.20.0	QLD	06.03.82	Brisbane
Aust Under 20	7.39.5	NSW	29.11.81	Sydney
Aust Under 18	7.51.1	VIC	17.02.85	Melbourne

4 x 1500m RELAY

World	14.38.8	GER	17.08.77	Cologne
Commonwealth	14.40.4	NZ	22.08.73	Oslo
Aust Open	14.26.4	VIC	07.03.76	Melbourne
Aust Nat.	242.4775Km	VIC	30.09.84	Melbourne
Aust Under 20	16.3 .	NSW	04.12.83	Sydney
Aust Under 18	16.38.62	NSW	20.11.83	Sydney

1500 METRE STEEPLE.

Aust 18	4.17.5	Glenn Young	SA	06.02.80	Adelaide.
---------	--------	-------------	----	----------	-----------

2KM STEEPLE.

Aust. 20.	5.38.6	Greg Dunsford	NSW	13.03.77	Hobart.
Aust. 18	5.50.7	Stuart Mee	NSW	21.12.83	Sydney.
Aust.16	6.20.27	Philip Ayrns	NSW	03.12.83	Sydney.

3KM STEEPLE.

World	8.05.4	Henry Rono	Kenya	13.5.78	Seattle.
Commonwealth	8.05.4	Henry Rono	Kenya	13.5.78	Seattle.
Aust.Open	8.21.0	Kip Rono	Kenya	12.02.80	Adelaide.
Aust.Nat.	8.21.98	Kerry O'Brien	SA	04.07.76	Berlin
Aust.20	8.38.9	Brendan Hewitt	SA	08.02.84	Adelaide.

POLE VAULT.

World.	5.94	Sergey Bubka	USSR	31.08.84	Rome
Commonwealth.	5.65	Keith Stock	England	07.07.81	Stockholm.
Aust. Open.	5.55	Larry Jesse	USA	13.2.85	Sydney.
Aust.Nat.	5.53	Don Baird	Vic.	16.04.77	Long Beach.
Aust.20.	4.90	Ray Boyd	Vic.	22.03.71	Adelaide.
Aust.18	4.50	Chris Spillane	Vic.	2.02.85	Melbourne.
Aust.16.	3.59	Sean Radi	NSW	3.10.84	Sydney.

LONG JUMP:

World.	8.90	Bob Beamon	USA	18.10.68	Mexico.
Commonwealth.	8.24	Gary Honey	Vic.	6.08.84	LAOC.
Aust. Open.	8.15	Gary Honey	Vic.	31.03.84	Melbourne.
Aust. Nt.	8.27	Gary Honey	Vic.	20.08.84	Budapest.
Aust. 20.	7.68	Michael Morgan	Vic.	16.02.85	Canberra.
Aust. 18.	7.64	Michael Morgan	Vic.	11.12.83	Adelaide.
Aust. 18. Equal.	7.64	David Culbert	Vic.	9.12.84	Brisbane.



**FOR THE
FINEST
IN
FIRST-AID
TRAINING**



**MALVERN SPORTS
MEDICINE CENTRE**

SUITES 3, 8 & 10
330 HIGH STREET
ASHWOOD 3147

Telephone: 25 8961

**FOR DIAGNOSIS
AND TREATMENT OF
SPORTING AND
RECREATIONAL INJURY**

**Chesebrough-Ponds
International Ltd.**

Manufacturers of
Quality Products -
Vaseline, Cutex, Ponds,
Rave, Prince Matchabelli
Fragrances.

**1970 PRINCES HIGHWAY
CLAYTON**

Phone: 544 1033



STARLINE COACHES

SPECIALISING IN

- ★ SOCIAL TOURS ★ EDUCATIONAL TOURS
- ★ INTERSTATE TOURS
- ★ SNOW TOURS ★ SENIOR CITIZENS
- ★ POKIE TOURS

Reasonable Rates

Long Term Discounts

Free Delivery for Long Term Rentals
12-22 & 28 Seaters

Self drive mini bus available

**LUXURY AIR CONDITIONED
COACHES**

444 MACAULAY RD., KENSINGTON

376 0341

TRIPLE JUMP.

World.	17.89	Joao de Oliveira	Brazil	15.10.75	Mexico.
Commonwealth	17.57	Keith Connor	England	5. 6.82	Utah.
Aust. Open.	17.35	Ken Lorraway	ACT	12. 3.83	Adelaide.
Aust.Nat.	17.46	Ken Lorraway	ACT	7.08.82	London.
Aust.20.	16.27	Ian Campbell	Vic.	17. 1.76	Melbourne.
Aust.18.	15.40	Fred Holpen	Qld.	13.01.74	Brisbane.

HIGH JUMP.

World.	2.39	Zhu Jian Hua	China	10.06.84	Eberstadt.
Commonwealth.	2.32	Milton Ottey	Canada	4.06.82	Utah.
Aust.Open.	2.31	Milton Ottey	Canada	7.10.82	Brisbane.
Aust.Open Equal.	2.31	Steven Wray	Bahamas	7.10.82	Brisbane.
Aust.Nat.	2.28	John Atkinson	Qld.	31.03.84	Melbourne.
Aust.20.	2.18	David Hoyle	Vic.	21.03.81	Adelaide.
Aust.18. Equal.	2.14	David Hoyle	Vic.	15.12.79	Perth.
Aust.18. Equal.	2.14	Michael Allen	WA	10.12.83	Adelaide.
Aust.16.	2.04	C. Munzberg	SA	15.01.84	Perth.

SHOT PUT.

World.	22.22	Udo Beyer	GDR	25.06.83	Los. Angeles.
Commonwealth.	21.68	Geoff Capes	Eng.	18.05.80	Cumbran.
Aust.Open.	20.04	Gary Williky	USA	30.01.83	Canberra.
Aust.Nat.	18.89	Stuart Gynqell	NSW	21.03.85	Melbourne.
Aust.20.	16.95	Stuart Gynqell	NSW	12.11.83	Sydney.
Aust.18	19.31.	John Minns	Sth Bar.	30.03.84	Melbourne.
Aust.16.	18.06	Werner Reiterer	Vic.	14.01.84	Perth.

DISCUS.

World.	71.861	Yuri Dumchev	USSR	29.05.83	Moscow.
Commonwealth.	67.32.	Rob Gray	Canada	30.04.84	Toronto.
Aust.Open	65.06	Wayne Martin	NSW	3.01.79	Melbourne.
Aust.Nat.	65.06.	Wayne Martin	NSW	3.01.79	Melbourne.
Aust.20.	55.68	Werner Reiterer	Vic.	2.03.85	Melbourne.
Aust.16.	69.48	Werner Reiterer	Vic.	15.01.84	Perth
		Bently Laidler	WA		

JAVELIN.

World.	104.80	Uwe Hohn	E. Germany	20.07.84	E. Berlin.
Commonwealth.	90.58	Mike O'Rourke	NZ	22.01.82	Auckland.
Aust.Open	90.58	Tom Petranoff	USA	27.01.83	Melbourne
Aust.Nat.	82.84	Manfred Rohkamper	Vic.	22.03.80	Sydney.
Aust.20.	78.22	David Dixon	SA	14.03.84	Adelaide.
Aust.18	74.26	David Dixon	SA	17.03.83	Melbourne.
Aust.16.	67.72	Martin Hesse	NSW	16.10.83	Sydney.

HAMMER.

World.	86.34	Yuri Sedykh	USSR	3.07.84	Cork.
Commonwealth.	77.54	Martin Girvan	N. Ireland	2.05.84	Wolverhampton.
Aust.Open.	75.08	Bob Weir	England	3.10.82	Brisb. CG.
Aust.Nat.	75.90	Peter Farmer	NSW	14.08.79	Vanves.
Aust.20.	61.22	Sean Carlin	SA	2.03.85	Melbourne.
Aust.18.	73.08	Sean Carlin	SA	16.01.85	Brisbane.
Aust.16.	56.42	Stuart Taylor	SA	4.02.84	Adelaide.

DECATHLON.OLD TABLES.

World.	8.798	?		8/9.06.84	Mainheim.
Commonwealth.	8.797	ENGLAND.		8/9.08.84	LAOG.
Aust.Open.	8.410	GB		4/5.10.82	Brisb. CG.
Aust.Nat.	7.931	NSW.		29/30.12.79	Sydney

BEST ON RECORD.12 HOURS 10 MAN TRACK RELAY - AUST. OPEN.

242 Km. 477.5m Vic.	30.09.84	Melbourne.
---------------------	----------	------------

12 HOURS 10 MAN TRACK RELAY - AUST.NAT.

242 Km.477.5m Vic.	30.09.84	Melbourne.
--------------------	----------	------------

50 MILE TRACK WALK - VIC.

8 Hr. 31.27 James Gleeson Chelsea	24.10.71	
-----------------------------------	----------	--

RECORDS WOMEN.100 METRES.

World.	10.76	Evelyn Ashford	USA	22.08.84	Zurich.
Commonwealth.	11.00	Angella Taylor	CANADA	4.10.82	Brisbane CG
Aust.Open.	11.00	Angella Taylor	CANADA	4.10.82	Brisbane CG
Aust.Nat.	11.20	Raelene Boyle.	VIC.	15.10.68	Mexico OG
Aust.20.	11.20	Raelene Boyle.	VIC.	15.10.68	Mexico OG.
Aust.18.	11.20	Raelene Boyle.	VIC.	15.10.68	Mexico OG.
Aust.16	11.3	Debbie Wells.	NSW.	14.1.76	Sydney.

200 METRES.

World.	21.71	Marita Koch	E.GERMANY	10.06.79	Karl Marx Stadt
Commonwealth.	22.09	Merlene Ottey	JAMAICA	9.08.84	LAOG.
Aust.Open.	22.35	Denise Boyd.	VIC.	23.3.80	Sydney.
Aust.Nat.	22.35	Denise Boyd.	VIC.	23.3.80	Sydney.
Aust.20.	22.2	Denise Boyd.	VIC.	23.3.80	Sydney.
Aust.18.	22.74	Raelene Boyle.	VIC.	18.10.68	Mexico OG
Aust.16.	22.74	Raelene Boyle.	VIC.	18.10.68	Mexico OG.
Aust.16.	22.8	Debbie Wells.	NSW.	28.02.76	Brisbane.

400 METRES.

World.	47.99	J.Kratochvilova	CZE	10.08.83	Helsinki
Commonwealth	49.42	Cathy Cook.	ENG.	6.08.84	LAOG.
Aust.Open.	50.93	Debbie Flintoff	VIC.	2.03.85	Melbourne
Aust.Nat.	50.93	Debbie Flintoff	VIC.	2.03.95	Melbourne.
Aust.20.	52.7	M.Baumgartner.	VIC.	15.01.81	Melbourn e.
Aust.20.	52.90	M.Baumgartner.	VIC.	20.12.80	Melbourne.
Aust.18.	52.7	M.Baumgartner.	VIC.	15.01.81	Melbourne.
Aust.16.	55.1	M.Baumgartner.	VIC.	18.02.78	Melbourne.

800 METRES.

World.	1.53.28	J. Kratochvilova	CZE	26.07.83	Munich
Commonwealth.	1.59.0	Charlene Rendina	Aust.	28.02.76	Melbourne.
Aust.Open.	1.59.0	Charlene Rendina	VIC.	28.02.76	Melbourne.
Aust.Nat.	1.59.0	Charlene Rendina	VIC.	28.02.76	Melbourne.
Aust.20.	2.05.3	Margaret Reddish	WA	28.02.81	Perth.
Aust.18.	2.05.3	Margaret Reddish	WA	28.02.81	Perth
Aust.16	2.09.4	Jodie Nykvist	QLD.	23.02.80	Brisbane.

1500 METRES.

World.	3.52.47	Tatyana Kazankina	USSR.	13.08.80	Zurich
Commonwealth	4.00.57	Chris Boxer.	ENG.	8.07.84	Gateshead.
Aust. Open.	4.07.6	Greta Waitz.	Norway	11.01.79	Melbourne.
Aust. Nat.	4.08.06	Jenny Orr	VIC.	7.09.72	Munich OG
Aust. 20.	4.08.06	Jenny Orr.	VIC.	7.09.72	Munich OG
Aust. 18	4.14.79	Carolyn Schwalow	VIC.	27.01.83	Melbourne.
Aust. 16.	4.25.9	Jodie Nykvist	QLD.	15.11.80	Brisbane.

1 MILE. (-1609.33 Metres.)

World.	4.17.44	Maricica Puica	RUM	16.09.82	Rieti
Commonwealth	4.29.67	Debbie Scott	CANADA.	26.06.82	Oslø.
Aust. Open.	4.32.9	Chris Boxer.	GB	15.10.82	Adelaide
Aust. Nat.	4.41.91	Terri Cater.	VIC.	15.12.83	OP
Aust. 20.	4.46.6	Carolyn Schwalow	VIC.	15.10.82	Adelaide.

2000 METRES. - Track.

World.	5.38.72	Tatyana Kazankova	USSR.	4.08.84	Moscow.
--------	---------	-------------------	-------	---------	---------

3000 METRES.

World.	8.22.62	Tatyana Kazankina	USSR.	26.08.84	Leningrad.
Commonwealth	8.37.06	Wendy Sly	GB	10.08.83	Helsinki
Aust. Open.	8.45.53	Anne Audain	NZ	4.10.83	Brisbane.
Aust. Nat.	8.44.1	Donna Gould.	SA	13.07.84	Oregon.
Aust. 20.	8.44.1	Donna Gould	SA	13.07.84	Oregon.
Aust. 18.	8.58.5	Donna Gould	SA	22.03.84	Melbourne.
Aust. 16.	9.47.0	Michelle Adamson	Qld.	19.02.84	Perth.

5000 METRES TRACK.

World.	14.58.89	Ingrid Kristiansen	Norway	28.06.84	Oslø.
Commonwealth.	15.13.22	Ann Audain	NZ.	17.03.82	Auckland.
Aust. Open.	16.00.0	Megan Sloane	VIC.	15.01.85	Melbourne.
Aust. Nat.	15.42.68	Donna Gould	SA	15.02.84	Adelaide.

10 KM - TRACK.

World.	31.13.78	Olga Bondarenko	USSR	24.6.84	Kiev.
Commonwealth.	32.21.47	Anne Audain	NZ	17.02.83	Auckland.
Aust. Open.	32.50.6	Lisa Martin	SA	14.07.84	Melbourne.
Aust. Nat.	32.50.6	Lisa Martin	SA	14.02.84	Melbourne.
Aust. 20.	35.38.7	Kerry Jukes.	Qld.	30.01.85	Melbourne.

ROAD MARATHON.

World.	2.21.06	Ingrid Kristiansen	Norway	22.04.85	London.
Commonwealth.	2.25.28.7	Alison Roe.	NZ	25.10.81	New York
Aust. Open.	2.35.05	Lisa Martin.	SA	8.09.84	Canberra.
Aust. Nat.	2.27.40	Lisa Martin.	SA	21.10.84	Chicago

90 METRE HURDLES.

Aust. 18.	12.8	Jayne Beasley	WA	10.01.81	Perth.
Aust. 16	13.24	Prudenco Elvey	NSW	10.12.83	Adelaide.


100 METRE HURDLES.

World.	12.36	Grazyna Rebsztyn	POLAND.	13.06.80	Warsaw.
Commonwealth	12.87	Shirley Strong	ENG.	24.08.83	Zurich
Aust. Open.	13.07	Lorna Boothe	ENG.	7. 10.82	Brisb. CG
Aust. Nat.	12.93	Pam Ryan	VIC.	4.09.72	Munich OG



The World Cup - Canberra

October
4, 5, 6 1985.



Amateur Athletic
Union of Australia



The A.C.T. Health Authority, provider of the public health services for the A.C.T., now has a

HEALTH SERVICES INFORMATION DESK

to provide basic information on all health services and facilities in the Territory.

Situated on the ground floor of the ACT Health Authority building on the corner of Moore and Alinga Streets, the desk is open 9 am to 5 pm.

It includes ongoing displays of Health Authority services and facilities, details of current national and local promotions (such as National Heart Week) and a noticeboard for health/welfare organisations to advertise forthcoming meetings, activities.

For further information please call upon our desk staff or telephone the Public Relations Section of the Authority on (062) 45 4422.

THE VENUE

THE venue will be the National Athletics Stadium which forms part of the National Sports Centre in the Canberra suburb of Bruce. It was at this Stadium that the Third Pacific Conference Games were so successfully staged in December 1977 just after the Stadium was built. It is seven minutes driving time from Canberra's City Centre and four minutes from the nearest shopping and commercial centre.

THE MAIN ARENA has a 400 metre eight-lane all-weather running track. The circuit includes a 120 metre straight of 12 lanes, suitable for hurdles, in front of the grandstand and a 110 metre straight of eight lanes opposite. The grassed centre of the arena has two synthetic run-ups for javelin events, two synthetic high jump fans, and facilities to cater for shot put, discus and hammer throwing. Double run-ups for pole vaulting, long and triple jumps are also provided on the eastern and western perimeters of the arena. Floodlighting to colour television standards has been installed.

THE RUNNING TRACK, high-jump fans, and other jumping run-ups are of a non-slip polyurethane rubber compound (en-tout-cas) laid on bituminous surfaced concrete. All grassed areas are seeded with 'Kentucky Blue' an excellent all-weather, wear-resistant surface.

THE MAIN SCOREBOARD is a remote-controlled Matrix-type and is capable of displaying an eight lane result. The 11.6 metre long by 6.1 metre high scoreboard is easily visible from all parts of the arena. Upgrading is proposed to provide more flexibility and enable more details to be displayed.

INTERNAL COMMUNICATION in the Stadium is provided from 50 intercom points within the building and around the main arena, and warm-up oval. This has been recently supplemented by a telephone system controlled from a central telephone switchboard.

MEDIA REPRESENTATIVES are well catered for with three sunken camera pits on the arena, five TV platforms, interview rooms and broadcasting boxes. The nearby indoor arena is suitable for outfitting as a main media centre with telex.

There is a direct line of sight to the Black Mountain communications tower, the main telecommunications link between Sydney and Melbourne.

Take **ACTION** 

to
Watch the
World's best



Canberra,
October
4, 5, 6 1985.

World Cup Athletics

ACTION  the Capital
bus service



Ainslie Hotel

ACCOMMODATION - OLD
FASHIONED CHARM AT OLD
FASHIONED PRICES

- ★ GARDEN SETTING
- ★ 1 BLOCK FROM WAR MEMORIAL
- ★ STEAKHOUSE
- ★ COCKTAIL BAR
- ★ DINING ROOM

Rooms from \$35 single, \$45 twin.

LIMESTONE AVE, CANBERRA
PHONE (062) 48 5511. TLX 62988

SEASONS CANBERRA THEATRE RESTAURANT

OFFER 20% DISCOUNT OFF OUR
ALREADY REASONABLE FOOD PRICES

VALID 7 DAYS A WEEK
LUNCH OR DINNER

"BRING THIS ADVERTISEMENT WITH YOU"

RESERVATIONS TEL: **49 7700**

LOCATED AT CANBERRA THEATRE CENTRE
LONDON CIRCUIT, CANBERRA CITY

NATIONAL ATHLETIC STADIUM

Fully equipped **WEIGHTLIFTING AND CONDITIONING FACILITIES** are located within the National Indoor Sports Centre and adjoining gymnasium. In addition, construction has commenced of a computerised isokinetic conditioning centre in the indoor swimming hall. The hall includes a 50 metre pool, 25 metre warm-up pool, sauna, spa and massage facilities. Adjacent are ten indoor and outdoor floodlit tennis courts.

Training facilities including a fully equipped gymnasium are also provided at the Canberra College of Advanced Education which would be the Cup Village.

Fully equipped **SPORTS SCIENCE LABORATORIES** have recently been established in the Stadium. A resident doctor specialising in sports-medicine, physiotherapist, nurse and sports-psychologist are engaged to cater for the 176 athletes of the Australian Institute of Sport.

Also, qualified sports-scientists have computer-linked laboratories for testing in physiology, biomechanism, biochemistry and haematology.

Further details about the venue and warm-up facilities are contained in the accompanying publication entitled 'National Sports Centre'.

SPECTATOR CAPACITY will be increased to ensure that the estimated total attendance of more than 100,000 could be accommodated. Over half will be in the form of reserved seating.

The main stand at the Stadium has sufficient space for administrative and technical staging requirements and for competitors.

TELECOM Business Offices



OPEN 9.30 a.m. to 4.30 p.m. MONDAY TO FRIDAY

CALL AT ANY OF OUR TELECOM BUSINESS OFFICES:

THERE YOU CAN - FIND THE TELEPHONE OR COMMUNICATION SYSTEM THAT'S JUST RIGHT FOR YOU IN THE UP-TO-DATE RANGE ON DISPLAY.

• ENQUIRE ABOUT OUR WIDE RANGE OF SERVICES.

Belconnen Office, Gallery Level, Belconnen Mall

Civic Office, MLC Building, London Circuit

Woden Office, Special Purposes Building, Woden Town Centre

TELEPHONE (062) 45 5111

FOR ALL OFFICES

A RESTAURANT WITH A
DELIGHTFUL
DIFFERENCE.

Charlies
RESTAURANT
48 8338



HOURS: LUNCH

Mon-Fri

12 Noon - 2.30 p.m.

DINNER

Mon-Sat

6.30 p.m. - 10.30 p.m.



Fully Licensed

Blackboard Menu Changed Daily

SET PRICE LUNCHESES
WITH SOME WINES AT
RETAIL PRICE

GROUND FLOOR CINEMA CENTER, HUNDA ST, CANBERRA CITY

DUETS

**RESTAURANT, BISTRO AND
FUNCTION CENTRE**

*For Exceptional Food Service and
Surroundings at Competitive Prices*

RESTAURANT HOURS

Lunch Tuesday to Friday 12.00 to 2.00 p.m.

Dinner Monday to Saturday 6.00 to 9.00 p.m.

BISTRO Open Lunch & Dinner 7 days

CANBERRA RSL CLUB, Moore Street, Civic

(062) 47 2006; 47 9109 - Doug Neal



**Crestwood Inns
Canberra**
FOR COMFORT & COURTESY

IN THE HEART OF THE NATION

Crestwood Inns Canberra is the ideal holiday base to discover Canberra. Stroll to the nearby golf course, catch a bus tour around the city's sights or take a day trip into the beautiful surrounding countryside. Adjacent to greyhound track, velodrome, German Club, Spanish Club, Capital Golf Club.

In the Crestwood tradition family suites are available and tour groups are particularly welcome. Each one of our 58 units has all the conveniences expected, together with very reasonable rates. Dine in our delightful licensed restaurant.

Rates from \$36 single, \$40 double. Weekly rates available. All credit cards accepted. Presidential card.

Also

Crestwood Melanka Lodge - Alice Springs

Crestwood Phoenix - Darwin

Crestwood Lodge - Katherine

Crestwood Inntown - Perth

Crestwood Inns Canberra, 39 Jerrabomberra Avenue, Narrabundah, Canberra, A.C.T., 2604. Telephone (062) 95 0174 or toll free (008) 88 8128, telex: AA62129, or your travel agent.

Queensland Government
Travel Centre

Queensland

Australia's Sunshine State

**DON'T GO AWAY WITHOUT
SEEING THE 'AMAZING
COLOURS' OF THE
SUNSHINE STATE**

25Garema Place, Canberra City 2601
PO Box 7, Civic Square 2608
Tel (062) 48 8411, Telex 62350



the programme

Friday Oct 4	Saturday Oct 5	Sunday Oct 6
12.00 Opening Ceremony		
1.30pm-4.30pm	1.30pm-5.00pm	1.30pm-4.30pm
400m hurdles (M)	100m hurdles (W)	110m hurdles (M)
200m (W)	400m (M)	400m (W)
800m (M)	800m (W)	200m (M)
400m hurdles (W)	3000m steeple (M)	3000m (W)
100m (M)	100m (W)	4 x 100m (W)
1500m (W)	1500 (M)	5000m (M)
10,000m (M)	4 x 100m (M)	4 x 400m (M)
4 x 400m (W)	10,000m (W)	High Jump (M)
Triple Jump (M)	Pole Vault (M)	Javelin (M)
Shot Put (W)	Long Jump (M)	Long Jump (W)
Discus Throw (M)	Hammer Throw (M)	Discus Throw (W)
High Jump (W)	Shot Put (M)	
Javelin (W)		5.00pm Closing Ceremony

ASAKUSA

JAPANESE RESTAURANT

Fully Licensed



Upstairs, Green Square,
Jardine Street
KINGSTON

95 3608

日本料理

World Cup Special
20% off all
Hair Styling



for appointments telephone

515538

Beauty Hair Line
Belconnen Churches Centre



Hill Station Restaurant

CANBERRA'S PREMIER RESTAURANT

Welcomes athletes and visitors to Canberra - while you are in our beautiful city we invite you to dine in an atmosphere of early Australian elegance with rural surroundings and the excellence of cuisine brought to us direct from France by our Chef, Serge Fauvez.

LUNCH: WEDNESDAY - SUNDAY

DINNER: TUESDAY - SUNDAY

We have rooms available for groups from 6 - 70 by arrangement.

Phone (062) 60 1393

1883



Ginninderra Schoolhouse Restaurant

OPEN 7 DAYS

10am-5pm

LUNCHEON and DEVONSHIRE TEAS

DINNER: Wed to Sun, 7pm

B.Y.O.

BARTON HWY HALL
RES 302389



earth-n-wares

pottery

pottery on the bridge
Gifts for all occasions
local and interstate pottery
arriving weekly

Shop B6 The Bridge
WODEN SHOPPING SQUARE

Tel: 062 81 1937

400 METRE HURDLES.

World.	53.58	Marq Ponomaryova	USSR	22.06.84	Kiev.
Commonwealth	55.03	Debbie Flintoff	Aust.	31.03.85	Canberra.
Aust. Open	55.03	Debbie Flintoff	Vic.	31.03.85	Canberra.
Aust. Nat.	55.03	Debbie Flintoff	Vic.	31.03.85	Canberra.
Aust. 20.	58.5	Sally Hamilton	WA	10.03.79	Perth.
Aust. 20.	57.86	Sally Hamilton.	WA	23.03.79	Perth.
Aust. 18.	57.86	Sally Hamilton.	WA	23.03.79	Perth.

1500 METRE WALK.

Aust. Open.	6.10.8	Sue Cook	ACT	21.01.84	Canberra.
Aust. Nat.	6.10.8	Sue Cook	ACT	21.01.84	Canberra.
Aust. 20	6.32.4	Sally Pierson.	VIC.	8.11.80	Melbourne.
Aust. 18	6.32.4	Sally Pierson.	VIC.	8.11.80	Melbourne.
Aust. 16.	6.32.6	Anne Miller.	VIC.	5.02.78	Melbourne.

3 KM TRACK WALK.

Aust. Open.	13.02.5	Sally Pierson	Vic.	21.02.82	OP
Aust. Nat.	13.02.5	Sally Pierson	Vic.	21.02.82	OP
Aust. 20.	13.02.5	Sally Pierson.	Vic.	21.02.82	OP
Aust. 18.	13.50.0	Sally Pierson.	Vic.	31.01.81	Melbourne.

5 KM TRACK WALK.

World.	21.36.2	Olga Krishtop	USR	4.08.84	Penza
Commonwealth	22.04.42.	Sue Cook	Aust.	1.04.84	Melbourne.
Aust. Open.	22.04.42	Sue Cook	ACT	1.04.84	Melbourne.
Aust. Nat.	22.04.42	Sue Cook	ACT	1.04.84	Melbourne.
Aust. 20.	22.43.7	Sally Pierson.	Vic.	22.05.82	Box Hill.
Aust. 18	24.51.6	Sally Pierson.	Vic.	10.02.80	Aberfeldie

10 KM TRACK WALK.

World.	45.39.5	Yan Hong.	-	13.05.84	Copenhagen.
Commonwealth	45.47.0	Sue Cook	Aust.	14.09.83	Leicester
Aust. Open	46.42.0	Sue Cook	Aust.	23.05.82	Adelaide.
Aust. Nat.	45.47.0	Sue Cook	Aust.	14.09.83	Leicester.

1 HOUR TRACK WALK.

Aust. Open	12,036	Sue Cook	ACT	31.07.83	Canberra.
Aust. Nat.	12,036	Sue Cook	ACT	31.07.83	Canberra.

2 HOUR TRACK WALK.

Aust. Open	Not claimed.				
------------	--------------	--	--	--	--

4 X 100 RELAY.

World.	41.53		GDR	31.07.83	Berlin.
Commonwealth.	42.43		GB, NI	1.08.80	Moscow.
Aust. Open.	43.15		ENG.	9.10.82	Brisbane
Aust.	46.3		NSW.	20.3.76	Melbourne.
Aust. 20	45.75		VIC.	24.3.79	Perth.
Aust. 18	45.75		VIC.	24.3.79	Perth.
Aust. 16	47.95		VIC.	16.03.85	Brisbane.

4 x 200 RELAY.

World.	1.28.15		GDR.	9.08.80	Jena.
Commonwealth.	1.31.57		GB	20.08.77	London.
Aust.Open.	1.32.6		VIC.	25.01.76	Brisbane.
Aust.20.	1.43.5		VIC.	18.12.83	OP
Aust.18	1.42.9		VIC.	20.01.85	Melbourne.

4 x 400 RELAY.

World.	3.15.92		E. GERM.	3.06.84	Erfurt.
Commonwealth.	3.21.21		Canada.	11.08.84	LAOG
Aust.Open.	3.25.56		Aust.	1976.	Montreal OG
Aust.20	3.40.29		Tas.	18.03.83	Melbourne.
Aust. 18.	3.42.47		NSW.	21.03.82	Brisbane.
Aust. 16.	3.50.22		NSW	17.03.85	Brisbane.

4 x 800 RELAY.

World.	7:50.17		URS.	5.08.84	Moscow.
Commonwealth.	8:23.8		GB	2.10.71	Paris.
Aust. Open.	9:03.5			18.12.83	OP
Aust.20	9:07.4		Donc.	5.03.83	

LONG JUMP.

World.	7.43	Anisoara Cusmir	Rumania	4.6.83	Buckarest.
Commonwealth	6.90	Bev Kinch	England	14.08.83	Helsinki
Aust. Open	6.78	Shonel Ferguson	Bahamas.	7.10.82	Brisb. CG
Aust.Nat.	6.74	Robyn Lorraway	Vic.	30.07.83	London.
Aust.20.	6.49	Nicole Boegman	NSW.	20.03.83	Melbourne.
Aust.18	6.49	Nicole Boegman	NSW.	20.03.83	Melbourne.
Aust.16	5.96	Selena Morice	Qld.	9.12.83	Adelaide.

HIGH JUMP.

World.	2.07	L.Andonova.	Bulgaria.	20.07.84	E.Berlin.
Commonwealth	1.98	Debbie Brill.	Canada.	2.09.84	Nieti.
Aust.Open.	1.95	Christine Stanton.	WA	22.04.84	Perth.
Aust. Nat.	1.95	Christine Stanton.	WA	22.04.84	Perth.
Aust.20.	1.88	Chris Annison.	WA	9.12.77	Adelaide.
Aust.18	1.88	Chris Annison.	WA	9.12.77	Adelaide.
Aust.16.	1.80	Colleen Cummings.	VIC.	17.03.85	Brisbane.

SHOT PUT.

World	22.53	N.Lisovskaya	USSR	26.05.84.	Sochi
Commonwealth	17.74	Gael Martin.	Aust.	14.07.84	Berkeley.
Aust.Open	19.74	Gael Martin.	Vic.	14.07.84	Berkeley
Aust.Nat.	19.74	Gael Martin.	Vic.	14.07.84	Berkeley.
Aust.20.	15.31	Sue Reinwald.	Vic.	5.03.83	Melbourne.
Aust.18	14.54	Astra Vitols	Vic.	15.01.77	Melbourne.
Aust.16	14.45	Yvette Ykema	Vic.	13.10.84	Geelong.

DISCUS.

World	74.56	Zdenka Silhava	Czech	26.8.84	Nitra
Commonwealth	67.48	Margaret Ritchie	Scot.	26.04.80	Calif.
Aust.Open.	63.00	Gael Mulhall	Vic.	11.01.79	Melbourne.
Aust.Nat.	63.00	Gael Mulhall	Vic.	11.01.79	Melbourne.
Aust.20.	51.48	Gael Mulhall	Vic.	5.12.74	Melbourne.
Aust.18	51.48	Gael Mulhall	Vic.	5.12.74	Melbourne.
Aust.16	50.54	Yvette Ykema	Vic.	23.02.85	Geelong.

JAVELIN.

World.	74.76	Tiina Lillak	Finland	13.06.83	Tampere
Commonwealth	73.58	Tessa Sanderson.	England	26.06.83	Edinburgh.
Aust.Open	69.28	Petra Rivers	Vic.	20.03.82	Brisbane.
Aust.Nat.	69.28	Petra Rivers	Vic.	20.03.82	Brisbane.
Aust.20	61.76	Petra Rivers	Vic.	17.10.70	Melbourne.
Aust.18	61.76	Petra Rivers	Vic.	17.10.70	Melbourne.
Aust.16	43.80	Vanessa French	WA	8.12.84	Brisbane.

HEPTATHLON.**OLD TABLES.**

World.	6,867	Sabine Paetz.	EG	5/6.05.84	Potsdam
Commonwealth	6,390	Glynis Nunn	SA	3/4.08.84	LA
Aust.Open	6,282	Glynis Nunn	SA	3/4.10.82	Brisbane CG
Aust.Nat.	6,390	Glynis Nunn	SA	3/4.08.84	LA
Aust.20	5,650	S.Jaklofsky-Smith	Qld.	23/24.02.85	Brisbane.
Aust.18	5,650	S.Jaklofsky-Smith	Qld.	23/24.02.85	Brisbane.
Aust.16	5,446	Kylie Coombe	Qld.	29/30.01.83	Brisbane.



**There's
more
to our
chain than
just paperclips!**



SWAINS

Garema Place, Civic - 47 8515
 Woden Shopping Square - 82 1570
 Belconnen Mall - 51 4764
 Queanbeyan - 123 Monaro Street - 97 6399
 Fyshwick Office Products Centre -
 65 Gladstone Street - 80 4410

Most people tend to think of Stationery Suppliers as just having lots of paperclips, pens and the like. But at every one of our stores you'll find literally thousands of items for school and the office, because we're proud to offer — more than just stationery.

AUSTRALIAN RECORDS SUPERSEDED

Since the publication of the 1984 edition of this Almanac, the following performances have been adopted as Australian records, but have since been superseded by better marks:

MEN

400 metres	N	44.77	Darren Clark (N)	5/8/84	Los Angeles
1,000 metres	N	2.18.0	Michael Hillardt (V)	10/12/83	Melbourne
1,500 metres	O	3.35.86	Michael Hillardt (V)	22/1/84	Sydney
5,000m walk	O & N	19.20.6	David Smith (V)	29/10/83	Melbourne
Long Jump	N	8.18	Gary Honey (V)	6/8/84	Los Angeles
	N	8.24	Gary Honey (V)	6/8/84	Los Angeles
Pole Vault	O	5.52	Marian Kolasa (Pol)	30/1/85	Melbourne

MEN UNDER 20

400 metres		44.77	Darren Clark (N)	5/8/84	Los Angeles
3,000m Steeplechase		8.54.7	Brendan Hewitt (S)	8/2/84	Adelaide
Long Jump		7.64	Michael Morgan (V)	11/12/83	Adelaide
Hammer Throw		55.18	Bradley Monk (Q)	10/12/83	Brisbane
		56.28	Vincent Muccitelli (V)	15/12/84	Melbourne
		57.42	Vincent Muccitelli (V)	26/1/85	Melbourne
Discus Throw		49.94	Werner Reiterer (V)	10/11/84	Melbourne
		51.52	Werner Reiterer (V)	19/1/85	Melbourne
		52.50	Werner Reiterer (V)	30/1/85	Melbourne

MEN UNDER 18

3,000m Walk		12.29.8	Paul Copeland (V)	10/11/84	Melbourne
2,000m Steeplechase		9.50.8	Michael Inwood (Q)	26/11/83	Brisbane
Shot Put		18.08	John Minns (V)	4/12/83	Melbourne
		18.62	John Minns (V)	29/1/84	Geelong
Discus Throw		59.82	Werner Reiterer (V)	10/12/83	Adelaide
		61.16	Werner Reiterer (V)	27/10/84	Melbourne
Hammer Throw		60.96	Vincent Muccitelli (V)	30/1/84	Melbourne

MEN UNDER 16

Pole Vault		3.59	Sean Radi (N)	16/2/85	Sydney
------------	--	------	---------------	---------	--------

WOMEN

400m Hurdles	O & N	55.75	Debbie Flintoff (V)	21/3/85	Melbourne
3,000 metres	N	9.04.02	Donna Gould (S)	14/3/84	Adelaide
	N	8.58.5	Donna Gould (S)	22/3/84	Melbourne
5,000 metres	N	16.06.15	Lisa Martin (S)	2/6/83	Texas
10,000 metres	O & N	33.31.4	Sally Pierson (V)	13/12/83	Melbourne
4 x 200m relay		1.38.7	Christina Sharp, Nicola Webb, Debbie Flintoff, Michelle Baumgartner (V)	18/12/83	Melbourne
5,000m Walk	O & N	22.16.3	Sue Cook (A)	17/2/84	Canberra
	O & N	22.06.14	Sue Cook (A)	3/3/84	Melbourne
High Jump	O & N	=1.94	Christine Stanton (W)	14/3/84	Adelaide

Best On Record

Marathon		2.32.22	Lisa Martin (S)	10/12/83	Alabama
		2.29.03	Lisa Martin (S)	5/8/84	Los Angeles

WOMEN UNDER 20

3,000 metres	9.04.02	Donna Gould (S)	14/3/84	Adelaide
	8.58.5	Donna Gould (S)	22/3/84	Melbourne
10,000 metres	35.50.15	Kerry Jukes (Q)	31/3/84	Melbourne
4 x 200m Relay	1.43.5	Kerrie Baumgartner, Nicole Webster, Lisa O'Connell, Bronwyn Roberts (v)	18/12/83	Melbourne

WOMEN UNDER 18

Discus Throw	47.74	Yvette Ykema (V)	4/11/84	Melbourne
	48.60	Yvette-Ykema (V)	24/11/84	Geelong

WOMEN UNDER 16

Javelin Throw	40.38	Vanessa French (W)	7/12/84	Brisbane
---------------	-------	--------------------	---------	----------

Will this child wear a mortarboard again in twenty years' time?



We all have great dreams for our children. Most of them can't be realised without a good tertiary education.

Unfortunately, with the economic conditions we're facing in the last two decades of the twentieth century, it will be harder to give it to them.

You can do something about it. The Australian Scholarship Trust is an association of parents who've come together to give their children a better start in their adult life. If your child is under ten, you're eligible to join.

Here's how it works. Each month until your children leave school, you save a few dollars in the Trust. (From as little as \$2.05 per week.) When your children leave school to go on to further studies, they get a tax-free allowance in the form of a monthly pay cheque. PLUS you receive back your savings with interest. It's that simple.

If your child elects not to go on to further studies your contributions are refunded with interest. But funnily, we find that doesn't happen very often. An allowance to study is an enormous incentive to go on.

So fill in the coupon today. It might just help your child to grow up to BE a graduate, rather than to compete with one.



Australian Scholarship Trust
Telephone (03) 417 1883

Administered by the Independent Provident Society of Victoria
—a company registered in Australia under the Companies Act, 1958

Australian Scholarship Trust

Freepost No 1. (No postage stamp required)
619 Whitehorse Road, Surrey Hills, Victoria, 3127

Name

Address

Ph

AUSTRALIAN RANKING LIST (FROM 1.5.84-30.4.85)

Compiled by Paul Jeness - A.A.U. Statistician.

This season's ranking list includes a top 20 all-time list in most events. Some events are not fully researched so may have a few omissions.

Separate under-age lists have not been included but the lists of each event have been extended to between 30-50 deep which includes many juniors.

Year of birth where known has also been included as well as wind readings and place in the event.

At this stage I have included performances of women made in men's races. However as the I.A.A.F. no longer recognises these performances in future they will be listed separately.

Once again international conversion factors have been used to rank athletes - 100m,200m, 100H,110H (0.24 secs.),400,800H (0.14 secs.). Decathlon (100 points between manual and electric),Hepthathlon (50 points).

I wish to gratefully acknowledge the following for sending results.

- Bernie Cecins (WA),Pat Agg (Vic.),Eileen Watt (Vic.),VMC,Ted Paulin (Vic.)
Margaret Toohay (Vic.), Mike Stevenson (Tas.), Pat Millar (Tas.),Peter Hamilton (ACT), Dave Gundy (ACT),Merv Kemp (AIS), NSW AA, Ned Burrows (Qld),Queensland A.A. and all venue recording officers.

Could any errors, omissions, amendments etc be sent to

Paul Jeness (ATFS),
11 Milton Street,
NEUNAWADING,
VIC. 3131.

Canberra College of Advanced Education

Sports Studies courses in 1986

- Bachelor degree courses in
**Sports Science/Coaching,
Sports Administration,
Sports Journalism.**
- On-campus accommodation available
- For application forms and further
information, write to:
The Registrar
Canberra College of Advanced Education
P.O. Box 1, BELCONNEN ACT 2616
- Closing date for applications in 1986:
Semester 1 - 1 October 1985
Semester 2 - 1 June 1986



A FUN-FILLED DAY OF FANTASY

CANBERRA'S VALUE FOR MONEY ENTERTAINMENT CENTRE

Canberry Fair is an exciting collection of rides and attractions designed to provide fun and entertainment for the whole family.

Federal Highway, Watson, Canberra.

Phone: 41 5188

PERFORMANCES OF AUSTRALIAN ATHLETES IN INTERNATIONAL COMPETITION

WOMEN'S WORLD WALK MEET, LOMELLO, 26th May, 1984.

Kerry Saxby	9th	1.33.00	<u>Teams</u>
Lorraine Young	11th	1.49.00	Australia - 3rd
Rachel Thompson	14th	2.50.00	

OLYMPIC GAMES, LOS ANGELES, July, 1984.

Simon Baker	14th	1.05.30	20km Walk
Darren Clark	4th	44.75	400 metres
Robert de Castella	5th	2.11.09	Marathon
Peter Hadfield	14th	7683 points	
Michael Harvey	11th	4.09.18	50km Walk
Gary Honey	2nd	8.24	Long Jump
Willi Sawall	16th	1.28.24	20km Walk
David Smith	10th	1.26.28	20km Walk
Vanessa Browne	6th	1.94	High Jump
Debbie Flintoff	6th	56.21	400m Hurdles
Linda Garden	11th	6.30	Long Jump
Robyn Lorraway	6th	6.67	Long Jump
Gael Martin	3rd	19.19	Shot Put
Lisa Martin	7th	2.29.03	Marathon
Glynis Nunn	1st	6390 points	Heptathlon
Glynis Nunn	5th	13.14	100m Hurdles
Christine Stanton	=9th	1.88	High Jump
John Atkinson	Rnd 1	2.21	High Jump
Bruce Frayne	5th SF2	45.21	400 metres
Michael Hilliardt	8th SF1	3.38.12	1500 metres
Andrew Jachno	DNF		50k Walk
Ken Lorraway	Qual.	15.26	Triple Jump
Fred Martin	7th Rnd 2 Ht5	10.61	100 metres
Gary Minihan	4th Rnd1 Ht2	46.93	400 metres
Paul Narracott	7th Rnd1 Ht1	10.60	100 metres
Paul Narracott	5th Rnd1 Ht4	21.20	200 metres
Willi Sawall	DNF		50km Walk
Pat Scammell	7th Rnd1 Ht3	1.47.40	800 metres
Pat Scammell	10th SF2	3.40.83	1500 metres
Peter Van Miltenberg	5th Rnd2 Ht4	21.09	200 metres
Peter Van Miltenberg	SP Ht2	47.16	4 x 400m Relay
Don Wright	7th SP2	13.93	110m Hurdles
Donna Gould	5th Rnd1 Ht2	9.05.56	3000 metres
Petra Rivers	12th	56.20	Javelin Throw
Debbie Wells	DNS		100 metres
Debbie Wells	DNS		200 metres
Darren Clark, Bruce Frayne, Gary Minihan, Richard Mitchell	Final	2.59.64	4 x 400m Relay

1984 INTERNATIONAL INVITATIONAL MEETING, 8TH & 9TH SEPTEMBER, 1984. (UNDER 18)

Michelle Lock	7th Ht 1	13.15	100m
	7th Final	26.32	200m
Dolph Francis	7th Ht 1	11.36	100m
	5th Final	16.07	110m Hurdles
	5th Final	43.72	4 x 100m Relay (1st leg)
Craig Elliott	7th Ht 2	11.00	100m
	5th Final	43.72	4 x 100m Relay (3rd leg)
	8th Final	22.89	200m
James Sayers	2nd Ht 1	50.11	400m
	2nd Ht 1	1.54.98	600m
	1st Final	3.17.31	4 x 400m Relay (3rd leg)
John Kiabbers	5th Ht 1	51.02	400m
	5th Final	43.72	4 x 100m Relay (2nd leg)
	1st Final	3.17.33	4 x 400m Relay
Miles Murphy	6th Final	22.12	200m
	1st Ht 2	47.23	400m
	5th Final	43.72	4 x 100m Relay (4th leg)
	1st Final	3.17.33	4 x 400m Relay (4th leg)
Paul Burkinshaw	5th Ht 1	1.57.33	800m
	3rd Final	3.57.84	1500m
	1st Final	3.17.33	4 x 400m Relay (2nd leg)
Craig Watson	9th	12.05 (7.260)	Shot Put
	9th	39.04 (2kg)	Discus Throw
	8th Final	44.90 (7.260)	Hammer Throw
Ray Edwards	8th Final	12.38 (7.260)	Shot Put
	10th	38.76 (2kg)	Discus Throw
Tracy Jones	7th Final	11.84	Shot Put
	9th	36.82	Discus Throw
Michelle Richmond	7th	1.60	High Jump
Joanne Lamont	6th	1.65	High Jump
Pat Woods	5th Ht 2	1.56.57	800m

AUSTRALIA GAMES, MELBOURNE, 30TH & 31ST JANUARY, 1985

<u>100 metres</u>					
Fred Martin	1st	10.77	Reid Pryor	3rd	11.08
Brett Leavy	6th	11.14			
<u>200 metres</u>					
Fred Martin	1st	20.72	Miles Murphy	3rd	21.40
<u>400 metres</u>					
Miles Murphy	1st	46.39	Tim Barbour	3rd	47.25
<u>800 metres</u>					
Matt Favior	1st	1.48.08	Barry Acres	3rd	1.49.89
<u>1500 metres</u>					
Michael Inwood	3rd	3.51.16	Eamonn O'Callaghan	4th	3.51.16
<u>3000 metres</u>					
Tim Pugh	1st	8.13.88	Colin Dalton	2nd	8.16.76
<u>110m Hurdles</u>					
Steve Sanders	2nd	14.4	Hamish Halley	5th	15.2
<u>WOMEN</u>					
<u>100 metres</u>					
Niccole Borgman	4th	12.16	Jane Flemming	8th	13.13
<u>200 metres</u>					
Lyn Robson	4th	25.30	Nicole Azar	6th	25.86

400 metres

Sharon Stewart	1st	54.22	Sharon Ellis	2nd	55.31
Nicole Azar	5th	56.16			

800 metres

Sarah Collins	2nd	2.07.32	Katrina Camp	3rd	2.08.05
---------------	-----	---------	--------------	-----	---------

1500 metres

Sharon Dalton	1st	4.17.76	Kerith Duncanson	3rd	4.23.40
---------------	-----	---------	------------------	-----	---------

100m Hurdles

Jayne Wainwright	2nd	14.39	Nicole Boegman	5th	15.41
------------------	-----	-------	----------------	-----	-------

WORLD INDOOR GAMES, PARIS, 18TH & 19TH JANUARY, 1985

Nicole Boegman	5th	6.19	Long Jump
Deanne Bopf	15th	1.75	High Jump
Michael Hillardt	1st	3.40.27	1500 metres
Clayton Kearney	3rd	6.92	60m Ht 6
	2nd	21.75	200m Ht 2
	5th	21.67	200m SP
David Smith	3rd	19.16	5000m Walk
Gael Martin	7th	16.71	Shot Put

WORLD CROSS COUNTRY CHAMPIONSHIPS, 24TH MARCH, 1985, LISBON, PORTUGALSenior Men 12K

Robert de Castella	20th	34.17	Gary Henry	118th	35.22
Gary Briggs	43rd	34.33	Nick de Castella	206th	
Graham Clews	61st	34.56	Adam Hoyle	209th	
Andrew Lloyd	93rd	35.19	Gerard Barrett	226th	
Steven Moneghetti	101st	35.22			

Team: Australia, 9th

Senior Women 9K

Sharon Dalton	21st	15.56	Megan Sloane	83rd	16.46
Sally Pierson	54th	16.20	Anne Lord	98th	17.00
Kerith Duncanson	70th	16.30	Jenny Lund	116th	17.46

Team: Australia, 13th

Junior Men 7.9k

Colin Dalton	46th	24.07	Kym Anderson	63rd	24.28
Ray Boyd	55th	24.20	Mark Sewell	68th	24.33
Stuart Mee	62nd	24.25	Tony Ford	113th	25.46

Team: Australia, 11th

CINQUE MULLINI CROSS COUNTRY, MILAN, ITALY, 31ST MARCH, 1985Senior Men 9k

Rob de Castella	6th	33.02	Andrew Lloyd	30th	34.29
Gary Briggs	12th	33.26	Adam Hoyle	33rd	34.35
Steve Moneghetti	14th	33.32	Gerard Barrett	52nd	
Gary Henry	26th	34.13			

Senior Women 4k

Sharon Dalton	7th	19.25	Megan Sloane	16th	20.07
Kerith Duncanson	8th	19.30	Sally Pierson	17th	20.07
Jenny Lund	14th	19.59	Anne Lord	24th	

Junior Men 7k

Colin Dalton	5th	26.31	Ray Boyd	10th	27.01
Stuart Mee	8th	26.41	Kym Anderson	14th	27.31
Mark Sewell	9th	27.00			

WORLD CUP MARATHON, 13TH & 14TH APRIL, 1985. - JAPAN

Women 13th April

Barbara McKerrrow 25th 2.44.24
Desiree Letherby 38th 2.48.43

Mora Main 43rd 2.50.25
Margaret Reddan 48th 2.52.30

Team: Australia, 8th

Men 14th April

Steve Poulton 59th 2.17.30

Rob Wallace 63rd 2.18.03

AUSSIE
RUNNER



ATHLETIC
SPECIALIST

101 WICKLOW AVE, CROYDON
PHONE: 723 3895

GOLD COAST
INTERNATIONAL
MARATHON
and
HALF MARATHON
1986

Incorporating Q.A.A State
Queensland Veteran Mar-
athon Championships
Incorporating Queensland
State Titles

Come and run on the Gold Coast.
On the flat and fast marathon course,
within 25 metres of the beach at all
times. For information on the race
contact:

Dusty Lewis,
PO Box 5251,
Gold Coast Mail Exchange,
Queensland, 4217.
PH: (075) 38 4680.



THE
IKEA "CITIES" MARATHON
18th August, 1985

Entry forms available
March 1985
ENTRY FEE: \$8
ENQUIRIES
3911 WINDON
(02) 621 0011 (bus)

A PROMOTION OF
BLACKTOWN
COUNCIL & THEIR
SPORTS &
RECREATION
ADVISORY
COMMITTEE



FINISH
FRANCIS PARK
BLACKTOWN



- OPEN WINNERS (U.S. TO NEW ZEALAND)
- TO COMPETE IN THE FLEETHER MARATHON
- 2ND FIVEBALL - TOP TEN GOLD COAST TO
- COMPLETE IN GOLD COAST MARATHON
- 100 PIPES TO ALL OPEN PLACEMETHODS
- MEDALS FOR MEN AND RUNNING SINGLETS TO
- ALL PLACEMETHODS • FIRST 300 TO FINISH
- RECEIVE IKEA CITIES RUNNING SINGLETS
- ALL FINISHERS RECEIVE CERTIFICATE
- MARATHON HALF MARATHON FINISHERS
- ALL FINISHERS ELIGIBLE FOR • TROPHY
- WAFFLE • AIRHEADS SPORTSWEAR • TOP
- TO HELD BY WINNERS • M • SPARE SPORTS
- WEAR • JAW SHANE RUNNING SINGLETS
- FIRST 300 FINISHERS WILL BE LISTED &
- FURNISH ISSUE OF AUSTRALIAN RUNNER
- MAGAZINE.

START
SYM
LOWEN HALL



HURDLE HEIGHTS & SPECIFICATIONS

AGE GROUP	DIST. OF RACE	NO. OF HURDLES	HURDLE HEIGHT	DIST. TO 1ST HURDLE	DIST. BETWEEN	DIST. TO FINISH
<u>MEN</u>						
Open - U17	400m	10	91.4cm	45m	35m	40m
U16	300m	8	76	15	35	40
Open & U20	200m	10	76.2	18.29	18.29	17.10
Open & U20	110m	10	106.7	13.72	9.14	14.02
U19, U18	110m	10	99	13.72	9.14	14.02
U17	110m	10	91	13.72	9.14	14.02
U16	100m	10	91	13	8.5	10.5
U15	100m	10	84	13	8.5	10.5
<u>WOMEN</u>						
Open	400m	10	76.2cm	45m	35m	40m
U16	300m	8	76	15	35	40
Open - U17	100m	10	84	13	8.5	10.5
U16	90m	9	84	13	8	13
U15	90m	9	76	13	8	13

WEIGHTS OF FIELD IMPLEMENTS

	<u>SHOT</u>	<u>HAMMER</u>	<u>DISCUS</u>	<u>JAVELIN</u>
<u>MEN</u>				
Open	7.260 (16)	7.260 (16)	2 kg	800 g
Under 20	7.260 (16)	7.260 (16)	2 kg	800 g
Under 19	5.449 (12)	5.449 (12)	1.5 kg	800 g
Under 18	5.449 (12)	5.449 (12)	1.5 kg	700 g
Under 17	4.5 (10)	4.5 (10)	1.5 kg	700 g
Under 16	4.5 (10)	4.5 (10)	1 kg	700 g
Under 15	3.632 (8)		1 kg	600 g
<u>WOMEN</u>				
Open, U20	4 kg		1 kg	600 g
U18, U17, U16	2.724		1 kg	600 g

ATHLETES BREAKING RECORDS ARE REQUESTED TO IMMEDIATELY NOTIFY OFFICIALS SO THAT RECORD APPLICATION FORMS MAY BE COMPILED.

NEW RULINGS ON RECORDS

The Board of Management has adopted the following proposals in relation to records:

That the following Australian Records be introduced:

1000m Track for Women	1000m Track for Under 18 Women
2000m Track for Women	2000m Track for Under 18 Women
20,000m Track for Women	1000m Track for Under 20 Women
1 hour Track for Women	2000m Track for Under 20 Women
25,000m Track for Women	1000m Track for Under 18 Men
30,000m Track for Women	2000m Track for Under 20 Men

It was resolved that standards for these new records will not be set and that the inaugural record will be the best performance in the 12 months commencing 1st April of the year in which the record is introduced.

AUSTRALIAN RANKING LIST (1/5/84 - 30/4/85)

Compiled by Paul Jenès - AAU Statistician

This season's ranking list includes a top 20 all-time list in most events. Some events are not fully researched so may have a few omissions.

Separate under-age lists have not been included but the lists of each events have been extended to between 30-50 deep which includes many juniors.

Year of birth where known has also been included as well as wind readings and place in the event.

At this stage I have included performances of women made in men's races. However as the IAAF no longer recognises these performances in future they will be listed separately.

Once again international conversion factors have been used to rank athletes - 100m, 200m, 100H, 110H (0.24 secs), 400, 400H (0.14 secs), Decathlon (100 points between manual and electric), Heptathlon (50 points).

I wish to gratefully acknowledge the following for sending results - Bernie Cecins (WA), Fletcher McEwen (SA), SA Road Runners, Mike McLaughlin (Vic), Pat Agg (Vic), Eileen Watt (Vic), VMC, Ted Paulin (Vic), Margaret Toohey (Vic), Mike Stevenson (Tas), Pat Millar (Tas), Peter Hamilton (ACT), Dave Cundy (ACT), Merv Kemp (AIS), NSW AA, Ned Burrows (Qld), Queensland AA and all venue recording officers.

Could any errors, omissions, amendments etc. be sent to:

Paul Jenès (ATFS)
11 Milton Street
Nunawading, 3131
Victoria.

1984/85 RANKING LIST

100 YARDS

All-Time

9.2 ()	Bob Lay (44) (1)	N S	19/3/65	10.4 (-2.2)	Peter van Miltenberg (57) (3)	V A	14/3/84
9.52 (-0.8)	Gary Eddy (45) (5)	V Kingston	6/8/66	10.48 ()	Malcolm May (53)	W Spokane	2/4/77
9.3 ()	Hec Hogan (31) (1)	D S	13/3/54	10.48 (-0.5)	Richard James (56) (1)	V S	23/3/80
9.3 ()	Gary Holdsworth (41) (1)	V M	6/3/66	10.51 (-0.1)	Laurie D'Arcy (47) (1)	NZ/V Chrchurch	25/1/74
9.3 ()	Richard James (56) (1)	V M	20/12/79	10.55 (+0.8)	Steve Proudlock (1)	N S	16/2/65
9.3 ()	Peter Batten (56) (2)	V M	20/12/79	10.57 (+0.5)	Paul Singleton (62) (2)	N C	29/3/85
9.4 ()	Peter Vassella (41) (1)	N Wollongong	4/3/82	10.57 (-0.8)	Fred Martin (66) (1)	N C	29/3/85
9.4 ()	Greg Lewis (46) (2)	V M	6/3/66	10.58 (+0.4)	Brett Leavy (65) (2)	Q Walnut	28/4/84
9.4 ()	Stuart Laing (46) (1)	Q M	10/2/68	10.60 (+1.9)	Bill Earle (41) (8)	V Tokyo	14/10/64
9.4 ()	Fred Martin (66) (1)	N S	13/2/85	10.62 (-1.1)	Hec Hogan (31) (3)	Q M	25/11/56
				10.62 (+1.7)	Robert Stone (65) (2)	V M	18/3/83
				10.62 (+1.8)	Robert Henderson (63) (2)	N B	2/3/85
				10.82 (+1.6)	Danny Mullany (64) (3)	D C	29/3/85

84/85

9.4 ()	Fred Martin (66) (1)	N S	13/2				
9.6 (+0.3)	Peter van Miltenberg (57) (1)	V M	13/12				
9.7 (+0.3)	Tom Sweeney (64) (2)	V M	13/12				
9.7 (+0.3)	Mike Bendit (62) (3)	V M	13/12				
9.8 (+0.3)	Bruce Smith (58) (4)	V M	13/12				
9.8 (+0.3)	Andrew Douglas (65) (5)	V M	13/12				
9.9 (-0.3)	Craig Elliott (68) (6)	V M	13/12				
9.9 ()	David Dworjanyn (67) (2)	N S	13/2				

100 METRES

All-Time (Electric)

10.26 (+0.8)	Paul Narracott (59) (1)	Q B	6/3/84				
10.33 (+1.9)	Gerrard Keating (62) (3)	V S	4/10/82				
10.34 (+1.3)	Peter Gandy (61) (3)	N A	11/1/82				
10.42 (-1.0)	Bob Lay (44) (3)	N Tokyo	14/10/64				
10.42 (-1.4)	Graham Haskell (48) (1)	S/V Chrchurch	25/1/74				
10.44 ()	Ian Campbell (57) (2)	V Mssoula	23/4/77				
10.44 (+1.6)	Clayton Kearney (64) (1)	N C	29/3/85				
10.45 (+1.7)	Bruce Frayne (58) (1)	S/V London	9/6/82				
10.46 (+0.8)	Greg Lewis (46) (=1st)	V Chrchurch	26/3/74				
10.47 (-1.7)	Darren Clark (65) (1)	N M	18/3/83				

Manual

9.9 (+1.2)	Paul Narracott (59) (1)	Q B	4/1/84
10.1 ()	Gary Holdsworth (41) (1)	V Geelong	9/4/67
10.1 ()	Greg Lewis (46) (1)	V M	11/11/72
10.1 ()	Graham Haskell (48) (1)	S/V S	27/10/73
10.1 ()	John Dinan (59) (1)	V M	19/3/85
10.2 ()	Hec Hogan (31) (1)	Q/V S	13/3/54
10.2 ()	Bob Lay (44) (1)	N M	16/2/67
10.2 ()	Phil King (46) (1)	V M	3/4/68
10.2 ()	Ene Bigby (40) (1)	Q B	9/1/71
10.2 ()	Laurie D'Arcy (47) (2)	NZ/V M	11/11/72
10.2 ()	Richard James (56) (2)	V M	10/11/73
10.2 ()	Colin McQueen (56) (1)	V M	21/1/78
10.2 ()	Peter van Miltenberg (51) (1)	V Eugene	13/7/84
10.2 ()	Reid Pryor (66) (2)	V M	19/3/85

84/85 (Combined)

10.1 ()	John Dinan (59) (1)	V M	19/3
10.37 (+1.8)	Paul Narracott (59) (1)	Q B	2/3
10.42 (+0.1)	Narracott (1)	Loughborough	1/76

10.2 ()	Peter van Miltenberg (67) (1)	V	Eugene	13/7
10.2 ()	Reid Pryor (68) (2)	V	M	19/3
10.44 (+1.6)	Clydon Kearney (64) (1)	N	C	29/3
10.47 (+1.6)	Gerrard Keating (62) (2)	V	C	29/3
10.53 (+0.5)	van Miltenberg (1)	C		29/3
10.3 ()	Kearney (1)	S		6/10
10.3 ()	Chris Perry (59) (3)	V	M	19/3
10.55 (+0.8)	Steve Proudlock (1)	N	S	16/2
10.57 (+0.5)	Paul Singleton (62) (2)	N	C	29/3
10.57 (+0.8)	Fred Martin (66) (1)	N	C	29/3
10.62 (+1.8)	Robert Henderson (63) (2)	N	B	2/3
10.62 (+1.6)	Danny Mullany (64) (3)	D	C	29/3
10.63 (+1.8)	Brett Leavy (65) (3)	D	B	2/3
10.4 ()	Gary Honey (59) (1)	V	M	16/2
10.65 (-0.6)	Darren Clark (65) (1)	N	Bryketo	1/7
10.65 ()	Robert Stone (65) (1)	V	M	1/3
10.67 ()	Neil Newstead (62) (1)	N	S	23/3
10.68 (-0.1)	Shane Naylor (68) (1)	V	B	16/3
10.73 (0.0)	Phil Smith (64) (1)	S	A	23/2
10.5 ()	John Dubiewicz (54) (2)	N	S	6/10
10.5 ()	Tim Barbour (67) (1)	S	A	21/10
10.5 ()	Pau Mahady (60) (3)	V	M	16/2
10.5 ()	Jamie Weir (66) (4)	V	M	19/3
10.76 (+0.4)	Steve Saunders (66) (1)	N	S	17/11
10.80 (-0.1)	Jimmy Sarelis (67) (2)	V	B	16/3
10.83 (+1.3)	Steve McBain (67) (2)	S	B	9/12
10.83 (+1.1)	Mark Leavy (67) (2)	D	C	30/3
10.84 (+1.8)	Jason Greenhalgh (67) (5)	D	B	2/3
10.84 (-1.0.5)	George Andrea (62) (4)	V	C	29/3
10.84 (+1.1)	David Dworjanyn (67) (3)	N	C	30/3
10.6 ()	Al Green (57) (2)	S	A	3/11
10.6 ()	Peter Donovan (57) (2)	D	B	3/11
10.6 ()	David Shuttleton (63) (3)	D	B	3/11
10.6 ()	Paul English (65) (2)	D	B	1/12
10.6 ()	Peter Hanson (56) (2)	B	M	12/1
10.6 (-1.1)	Wesley Hamilton (66) (2)	N	B	2/3
10.6 (+0.6)	Julian Young (66) (1)	A	C	10/3
10.6 ()	Ian Bianzonette (63) (5)	V	M	19/3
10.65 (+1.6)	Glenn Stewart (57) (4)	W	C	29/3
10.86 (+1.8)	Kevin Silver (51) (7)	D	B	2/3
10.90 (+0.4)	Mark Rosenberg (62) (2)	N	S	17/11
10.91 ()	Matt Webster (60) (1)	V	M	1/3
10.92 (-0.1)	Craig Elliott (68) (1)	V	B	8/12
10.92 (+0.4)	Andrew Douglas (65) (2)	V	C	30/3
10.93 (+1.0)	Mike Benoit (62) (6)	V	C	30/3
10.93 (+0.5)	Colin O'Sullivan (55) (5)	W	C	29/3
10.94 (0.0)	Peter Bubner (61) (2)	S	A	23/2

Wind Assisted

10.35 (+2.7)	Marth (1)	C		30/3
10.37 (+2.7)	Keating (2)	C		30/3
10.40 (+4.5)	Singleton (1)	S		5/1
10.41 (+3.0)	Kearney (1)	S		15/12
10.44 (+2.7)	van Miltenberg (1)	C		30/3
10.53 (+4.5)	Saunders (2)	S		5/1
10.3 ()	Benoit (1)	Geelong		8/12
10.3 ()	Bruce Smith (58) (2)	V	M	26/1
10.3 (+4.5)	Henderson (2)	S		16/3
10.59 (-2.7)	Mullany (6)	C		30/3
10.60 (-2.7)	Stone (7)	C		30/3
10.81 (+4.5)	Dworjanyn (3)	S		5/1
10.4 ()	Andrea (1)	M		27/10

200 METRES

All-Time (Electric)

20.06 (+0.6)	Peter Norman (42) (2)	V	Mexico C	16/10/68
20.48 (-0.5)	Fred Murphy (66) (1)	N	B	32/85
20.49 (0.0)	Darren Clark (65) (1)	N	B	12/11/83
20.50 (+0.6)	Greg Lewis (46) (5)	N	Mexico C	10/10/68
20.56 (+0.5)	Bruce Frayne (58) (1)	S	C	11/12/80
20.65 (-0.4)	Paul Namacott (59) (4)	D	B	7/10/82
20.66 (-1.7)	Peter Gandy (61) (2)	N	Auckland	24/1/81
20.66 (+1.0)	Clayton Kearney (64) (1)	N	C	31/3/85

20.69 (+2.0)	Peter van Miltenberg (57) (1)	V	M	6/3/84
20.91 (+1.0)	Richard Hopkins (54) (6)	V	Champaign	4/6/77
20.95 (+1.8)	Robert Stone (65) (3)	V	C	31/3/85
20.97 (+1.2)	Peter Fitzgerald (53) (1)	V	Auckland	19/3/77
21.05 (0.0)	Gary Eddy (45) (4)	V	Kingston	11/8/66
21.08 ()	Don Wright (59) (1)	D	Provo	25/3/78
21.08 (+1.5)	Miles Murphy (67) (2)	N	S	7/1/84
21.08 (+1.6)	Brett Leavy (65) (1)	D	Wainui	28/4/84
21.09 (-3.0)	Colin McQueen (56) (1)	V	P	24/3/79
21.09 (-2.9)	John Dinan (59) (1)	V	M	3/3/85
21.11 (+1.5)	Reid Pryor (66) (1)	V	C	30/3/85
21.12 (+1.4)	Graham Haskell (48) (4)	S/V	Christchurch	29/1/74
21.12 (+0.2)	Rick Mitchell (55) (3)	V	A	21/3/61

Manual

20.2 ()	Peter Norman (42) (1)	V	Mexico C	5/10/68
20.3 (+1.7)	Peter Gandy (61) (1)	N	H	11/1/81
20.4 ()	Paul Narracott (59) (1)	D	B	25/2/79
20.4 (-0.5)	Bruce Frayne (58) (1)	S/V	C	21/12/80
20.6 ()	Jim Carlton (09) (1)	N	S	16/1/32
20.5 ()	Greg Lewis (46) (2)	V	S	24/3/68
20.5 ()	Peter Fitzgerald (53) (1)	V	M	16/12/76
20.6 ()	Barry Besanko (56) (2)	V	B	27/2/77
20.6 ()	Colin McQueen (56) (1)	V	B	14/2/79
20.6 ()	Richard James (56) (2)	V	S	30/12/79
20.6 ()	Peter van Miltenberg (57) (1)	V	M	26/1/84
20.6 (+2.0)	Fred Martin (F5) (1)	N	S	29/1/84
20.6 ()	Darren Clark (65) (1)	N	S	9/1/85
20.8 ()	Gary Eddy (45) (1)	V	Kingston	8/8/66
20.7 ()	Philto King (46) (3)	V	S	24/3/68
20.7 ()	Gary Holdsworth (41) (4)	V	S	24/3/68
20.7 ()	Bruce Weatherlake (50) (1)	N	S	21/2/70
20.7 ()	Richard Hopkins (54) (1)	S	Murbaro	6/5/78
20.7 ()	Ross Hawitmore (59) (1)	N	S	25/2/79

84/85 Combined

20.48 (+0.5)	Fred Martin (66) (1)	N	B	3/2
20.66 (+1.0)	Clayton Kearney (64) (1)	N	C	31/3
20.72 (+1.4)	Martin (1)	N	M	30/1
20.73 (-1.3)	Martin (1)	S		24/3
20.75 (+1.0)	Peter van Miltenberg (57) (2)	V	C	31/3
20.83 (-0.5)	Martin (1)	S		24/2
20.6 ()	Darren Clark (65) (1)	N	S	9/1
20.87 (-1.8)	Clark (1)	S		12/1
20.94 (0.0)	Clark (2)	Wainui		26/7
20.95 (+1.0)	Robert Stone (65) (3)	V	C	31/1
21.09 (-2.9)	John Dinan (59) (1)	V	M	3/3
21.11 (+1.5)	Reid Pryor (66) (1)	V	C	30/3
21.19 ()	Mark Rosenberg (62) (1)	N	S	23/3
21.20 (+1.4)	Paul Narracott (59) (5)	D	LA	7/8
21.23 (-0.5)	Brett Leavy (65) (3)	D	B	3/2
21.31 (+1.0)	Danny Mullany (64) (4)	D	C	31/3
21.37 (-2.9)	Bruce Smith (58) (4)	V	M	3/3
21.38 ()	Bruce Frayne (58) (1)	V	Wainui	25/7
21.41 (-0.5)	Robert Henderson (63) (5)	N	S	24/2
21.46 (-1.3)	Gary Milhan (62) (4)	V	S	24/3
21.3 (-1.7)	Alan Ordina (64) (1)	N	S	27/1
21.3 ()	Mike Benoit (62) (2)	V	M	19/3
21.54 (+1.5)	Wesley Hamilton (66) (2)	N	C	30/3
21.56 ()	Miles Murphy (67) (1)	N	S	21/10
21.61 ()	Tom Lacey (63) (2)	N	S	23/3
21.62 (+0.6)	Paul Grogg (60) (3)	A	C	29/5
21.63 (-0.2)	Shane Naylor (68) (1)	V	B	17/3
21.64 (+1.5)	Jason Greenhalgh (67) (3)	V	C	30/3
21.65 ()	John De Cote (57) (6)	V	M	1/3
21.62 (+1.5)	Andrew Douglas (65) (4)	V	C	30/3
21.73 ()	Neil Newstead (62) (8)	N	S	24/2
21.5 ()	Clarence Carter (66) (1)	V	S	13/13
21.5 ()	George Andrea (62) (1)	V	M	20/10
21.5 ()	Ian Reed (65) (1)	V	M	10/11
21.5 ()	Darren McRostie (64) (2)	V	M	10/11
21.77 (-1.3)	Anthony Bend (1) (5)	N	C	30/3
21.78 ()	Mark Garner (68) (1)	N	S	3/11

21.81 (+1.5)	David Ashcroft (66) (6)	T C	30/3	47.81	John Cunningham (66) (2)	D C	31/3
21.6 (-0.6)	Peter Donovan (57) (2)	Q B	24/11	47.86	Peter Bubner (61) (1)	S A	23/2
21.6 ()	Paul Dunne (65) (1)	V M	29/1	47.92	Paul Cordera (66) (3)	S C	31/3
21.6 ()	Stewart Dunn (63) (2)	V M	2/2	47.8	Paul Schnyder (62) (3)	V C	10/3
21.6 (+1.7)	Robert Mikkelsen (59) (2)	N S	27/1	47.9	Ken Gordon (62) (2)	Q B	1/12
21.88 ()	Russell Mathanda (66) (1h)	W M	26/11	47.9	Barry Acres (65) (1)	W P	23/2
21.92 ()	Gerrard Keating (62) (4)	V A	16/3	47.9	Matt Favre (65) (2)	Q C	10/3
21.7 ()	David Melvin (61) (1)	V Geelong	13/10	47.9	Mike Willis (55) (1)	V M	19/3
21.7 ()	Phil Smith (64) (1)	S A	24/11	48.12	Andrew Trevor-Jones (60) (1)	N S	23/3
21.7 ()	Steve McBain (67) (1)	S A	11/1	48.22	Keith Norman (59) (6)	V M	2/3
21.95 (0.0)	Colin O'Sullivan (55) (5h)	W C	29/3	48.1	Peter Abernethy (61) (1)	Q B	17/11
21.96 ()	Glenn MacLaughlan (62) (3)	N S	23/3	48.35	Paul Bennett (63) ()	S A	
21.97 (+0.3)	Craig Elliott (68) (2)	V B	9/12	48.37	Sean Riordan (67) (1)	N B	16/3
21.99 (+1.0)	Michael King (66) (2h)	T C	29/3	48.40	Simon Shirley (66) (dec)	Q B	13/4
				48.47	Peter Hadfield (55) (dec)	N B	17/4
				48.52	Marin Lubrano (67) (2)	N B	16/3
				48.4	John Klappers (67) (1)	V M	29/1
				48.4	Robert Habel (63) ()	T H	3/3
				48.56	Mike Ryan (58) (2)	Q B	2/3

Wind Assisted

21.01 (+2.1)	Frayne (4)	Riccione	26/8
20.9 (+4.5)	Rosenberg (1)	S	27/1
21.22 (+2.4)	Henderson (1)	S	16/3
21.2 (+4.0)	Benoit (1)	Geelong	8/12
21.46 (+2.9)	Murphy (2)	S	10/11

400 METRES

All-Time (Combined)

44.75	Darren Clark (65) (4)	N LA	8/8/84
44.84	Rick Mitchell (55) (2)	V Moscow	30/7/80
45.21	Bruce Frayne (58) (5s)	S/V LA	6/8/84
45.61	Ross Wilson (50) (2)	Q Edinburgh	23/7/79
45.65	Gary Minihan (62) (1)	V M	20/3/83
45.7	Steve Longden-Gee (53) (1)	N M	17/12/74
45.7	John Higham (51) (2)	V M	18/2/78
45.86	Collin McQueen (56) (1)	V P	23/3/79
46.10	Alan Ozolins (64) (1)	N S	23/2/85
46.11	Bruce Field (47) (4s)	V Ch'church	26/1/74
46.0	Jim O'Sullivan (56) (1)	Q B	10/2/79
46.17	David Johnston (61) (2)	N S	11/2/84
46.22	John Fleming (59) (1)	V C	20/12/80
46.22	Greg Parker (60) (4s)	W B	4/10/82
46.32	Peter Vassella (41) (7)	N Tokyo	19/10/64
46.5y	Gary Eddy (45) (1)	V M	1/2/65
46.2	Peter Grant (54) (1h)	V M	18/3/76
46.39	Miles Murphy (67) (1)	N M	30/1/85
46.44	Kavan Gosper (33) (4s)	V M	29/11/56
46.3	Peter Fitzgerald (53) (1)	V M	1/9/74

84/85

44.75	Darren Clark (65) (4)	N LA	8/8
44.77	Clark (2q)	LA	5/8
45.21	Bruce Frayne (58) (5s)	LA	5/8
45.26	Clark (3s)	LA	6/8
45.35	Frayne (4q)	LA	5/8
45.38	Clark (1)	Oslo	28/8
45.66	Clark (1)	London	24/6
45.68	Clarke (2h)	LA	4/8
+5.82	Gary Minihan (62) (1)	M	2/3
-5.08	Frayne (1h)	LA	4/8
46.10	Alan Ozolins (62) (1)	N S	23/2
46.39	Miles Murphy (67) (1)	N M	30/1
46.44	Rick Mitchell (55) (2h)	V Walnut	25/7
46.7	Glenn MacLaughlan (62) (1)	N B	15/5
46.92	Damien McRostie (64) (2)	V M	2/3
46.97	Mark Rosenberg (62) (=3)	N C	30/3
47.1	Paul Grigg (60) (2)	A C	10/3
47.25	Tim Barbour (67) (3)	S M	30/1
47.3	Roger Parenzee (64) ()	W USA	
47.49	Darren Bernstein (65) (3)	V M	2/3
47.53	Anthony Bond (66) (1)	N C	31/3
47.4	Richard Lucas (64) (2)	S A	26/1
47.54	John Fewings (62) (4)	V M	2/3
47.59	Bruce Smith (58) (5)	V S	23/2
47.5	Peter Stubbs (61) (1)	V M	31/1
47.66	Kevin Oakley (64) (5)	V M	2/3

Doubtful time

47.4	Tony Briggs (67) (1)	V M	27/10
------	----------------------	-----	-------

800 METRES

All-Time

1.44.40	Ralph Doubell (45) (1)	V Mexico C.	15/10/68
1.44.78	Peter Bourke (58) (1)	V B	20/3/82
1.45.36	Bill Hooker (49) (3)	V London	14/7/73
1.45.6	John Higham (51) (1)	V Auckland	20/3/77
1.45.6	Paul Gilbert (60) (1)	N M	22/3/84
1.45.74	Mike Hillardt (61) (1)	Q/V M	19/3/83
1.45.74	Pat Scammell (61) (2)	N/V Burnaby	16/7/84
1.46.9y	Noel Clough (37) (1)	V Kingston	8/8/66
1.46.3	Peter Watson (47) (3)	W Ch'church	20/1/74
1.46.42	Brett Crew (62) (4)	Q M	13/10/82
1.46.5	Graeme Rootham (48) (1)	N P	26/3/72
1.47.3y	Herb Elliott (38) (1)	W/V London	4/6/58
1.46.6	Mike Willis (55) (2)	V M	15/1/81
1.46.7	Chum Darvall (57) (2)	N B	18/3/78
1.46.86	Paul Schnyder (62) (2)	V M	3/3/85
1.47.0	Chris Fisher (49) (1)	S Oslo	14/7/71
1.47.18	Matt Favre (65) (2)	Q S	24/2/85
1.47.26	Rob McVicar (60) (4)	N S	22/1/84
1.47.30	Alan Ozolins (64) (3)	N S	24/2/85
1.47.44	Barry Acres (65) (3)	W A	16/3/85

84/85

1.45.74	Pat Scammell (61) (1)	V Burnaby	16/7
1.46.04	Mike Hillardt (61) (1)	V M	3/3
1.46.06	Hillardt (1)	V Walnut	25/7
1.46.67	Scammell (1)	A	16/3
1.46.86	Paul Schnyder (62) (2)	V M	3/3
1.46.99	Hillardt (2)	A	16/3
1.47.13	Hillardt (1)	S	24/2
1.47.18	Matt Favre (65) (2)	Q S	24/2
1.47.24	Scammell (2h)	LA	3/8
1.47.30	Alan Ozolins (64) (3)	N S	24/2
1.47.44	Barry Acres (65) (3)	W A	16/3
1.48.02	Robert Fregon (63) (3)	V M	3/3
1.48.18	Peter Bourke (58)	V M	21/3
1.48.9	Rob Wright (59) (3)	Q C	9/3
1.49.05	Craig Logan (62) (5)	V M	21/3
1.49.11	Damian Clancy (60) (5)	V C	31/3
1.49.2	Brett Crew (62) (1)	Q B	15/12
1.49.21	Adrian White (65) (4)	N S	24/2
1.49.5	Gerard Ryan (60) (3)	V C	23/1
1.49.5	Geoff Small (64) (2)	V M	12/2
1.49.7	John Higham (51) (3)	V M	12/2
1.49.92	Gary Goulding (60) (2h)	Q C	30/3
1.50.0	Martin Bannink (64) (2)	V M	24/11
1.50.29	Glen Ritchie () (5)	N S	24/2
1.50.36	Greg vander Sanden (58) (5h)	W C	30/3
1.50.49	Paul Baker (60) (4h)	N C	30/3

1.50.5	Stuart Aikman (52) (2)	N S	16/3	3.41.9	Alan Gibson (50) (1)	V M	18/2/78
1.50.55	Scott Chesterman (56) (5f)	V M	3/3	3.42.0	Merv Lincoln (33) (-)	V M	23/3/57
1.50.68	Mike Donnelly (57) (3)	N S	24/3				
1.50.7	Mike Trushell (63) (1)	A C	16/3	84/85			
1.50.8	Malcolm Norwood (54) (2)	V C	16/3	3.35.80	Mike Hillardt (61) (1)	V M	21/3
1.50.9	Steve Shirley (63) (2)	Q B	19/1	3.36.45	Hillardt (4)	Cologne	28/8
1.51.0	Garry Nevin (67) (4)	V M	29/1	3.37.2	Hillardt (-)	Burnaby	16/7
1.51.13	Dean Taylor (59) (5h)	W C	30/3	3.38.12	Hillardt (86f)	LA	10/8
1.51.2	Kevin Davidson (61) (3)	A C	16/3	3.39.18	Pat Scammell (61) (5h)	V LA	9/8
1.51.32	John Grogan (66) (7)	N S	24/2	3.40.83	Scammell (106f)	LA	10.8
1.51.35	Simon Doyle (66) (1)	Q B	26/10	3.40.9	Hillardt (1)	Los Gatos	7/7
1.51.5	Tim Pugh (55) (2)	Q B	24/11	3.41.18	Hillardt (3h)	LA	9/8
1.51.5	Rod Davies (66) (1)	V M	13/12	3.41.3	Scammell (1)	C	16/1
1.51.7	Chris Banger (60) (1)	V M	18/12	3.42.8	Michael Trushell (63) (1)	A C	11/3
1.51.7	Chris Mareton (62) (2)	N S	27/1	3.42.8	Wayne Dyer (58) (2)	V C	11/3
1.51.7	Mark Bartels (62) (4)	V M	12/2	3.42.84	Hillardt (1)	C	30/3
1.51.8	Mark Pickering (63) (5)	V M	29/1	3.43.32	Peter Bourke (58) (1)	V M	2/3
1.51.8	Richard Bonner () (2)	Q B	10/2	3.43.76	Gerard Ryan (60) (2)	V M	2/3
1.51.87	Rob McVicar (60) (3)	N S	20/1	3.44.81	Malcolm Norwood (64) (3)	V M	2/3
1.52.0	Andrew McDonald (62) (6)	V M	29/1	3.45.3	Adrian White (65) (3)	N C	10/3
1.52.0	Kevin Miller (64) (4)	A C	16/3	3.45.43	Duncan Sullivan (60) (5)	W C	30/3
1.52.0	Jobie Kelly (65) (2)	V M	19/3	3.45.52	Tim Pugh (65) (1)	Q B	3/2
1.52.16	Ken Wilson '56 (2)	N C	30/3	3.45.59	Rob Wright (59) (2)	Q B	3/2
1.52.2	Michael Ryan (63) (1)	V M	4/12	3.45.76	Mike Donnelly (57) (2)	N S	23/2
1.52.20	Craig Honeybrook () (3)	N C	30/3	3.45.85	Andrew Lloyd (59) (1)	N S	9/2
1.52.3	Philipp Angel (62) (7)	V M	29/1	3.46.3	Mark Arens (62) (1)	S A	17/11
1.52.3	John Fleming (59) (4)	A C	26/2	3.46.45	David Forbes (60) (5)	N Seoul	29/9
1.52.3	Paul Burkinshaw (67) (1)	N C	9/3	3.46.73	Chris Banger (60) (4)	V M	2/3
1.52.5	Wayne Clarke (62) (6)	V M	24/11	3.46.8	Colin Dalton (66) (3)	A C	19/1
1.52.58	Anthony Westaway (65) (4)	Q C	30/3	3.47.1	Graeme Cook (57) (2)	N C	17/2

1.000 METRES

All-Time

2:17.49	Mike Hillardt (61) (4)	Q/V London	18/8/84
2:18.4	Chris Fisher (49) (1)	S Munich	24/8/72
2:18.4	Graham Crouch (48) (3)	V Milan	2/7/75
2:19.1	Herb Elliott (38) (1)	W Stockholm	2/10/60
2:20.0	Pat Scammell (61) ()	N/V London	6/82
2:20.2	Ken Hall (51) (5)	V Copenhagen	13/8/75
2:20.5	Tony Blue (36) (2)	Q Paris	2/10/60
2:20.8	Ralph Doubell (45) (1)	V M	12/3/70
2:20.9	John Landy (30) (1)	V Lahti	11/7/54
2:21.0	Graeme Rootham (48) ()	N Munich	24/8/72
2:21.0	Peter Fuller (49) (4)	V Karlstad	17/8/76

84/85

2:17.49	Mike Hillardt (61) (4)	V London	18/8
2:23.9	Dean Taylor (59) (1)	W P	2/1
2:24.3	Greg van der Sanden (58) (2)	W P	2/1
2:24.9	Mike Donnelly (57) (1)	N S	19/12
2:29.9	John Grogan (66) (2)	N S	19/12

1,500 METRES

All-Time

3:34.20	Mike Hillardt (61) (1)	Q/V S	11/3/84
3:34.22	Graham Crouch (48) (5)	V Chchurch	2/2/74
3:35.6	Herb Elliott (38) (1)	W Rome	6/9/60
3:36.6	Ken Hall (51) (-)	V Goteborg	12/8/75
3:37.36	Steve Foley (57) (3)	V Zurich	15/8/79
3:37.86	Pat Scammell (61) (3)	V M	6/3/84
3:39.5	Chris Fisher (49) (1)	S Oslo	3/8/71
3:39.89	David Forbes (60) (5)	N S	11/3/84
3:39.9	Peter Watson (47) (1)	W S	23/3/68
3:39.9	Dave Fitzsimons (50) (5h)	S Chchurch	31/1/74
3:39.9	Peter Fuller (49) (1)	V M	11/3/76
3:39.98	Randal Markey (55) (5)	I Philadelphia	5/6/76
3:40.13	Wayne Dyer (58) (4)	V M	6/3/84
3:40.7	Tony Williams (49) (2)	V M	15/12/71
3:41.2	Paul Grinstead (57) (2)	V S	23/3/80
3:41.3	Alan Robinson (36) (3)	N S	23/3/68
3:41.8	John Landy (30) (1)	V Turku	21/6/54
3:41.8	Bob Handy (45) (8)	V Chchurch	24/1/75
3:41.8	Tim O'Shaughnessy (53) (2)	V M	15/12/76

1 MILE

All-Time

3:52.34	Mike Hillardt (61) (1)	Q/V Burnaby	16/7/84
3:54.5	Herb Elliott (38) (1)	W Dublin	6/8/58
3:55.2	Ken Hall (51) (2)	V Goteborg	12/8/75
3:55.2	Pat Scammell (61) (3)	V Wanganui	13/2/85
3:55.59	Graham Crouch (48) (3)	V Stockholm	1/7/74
3:55.9	Merv Lincoln (37) (2)	V Dublin	6/8/58
3:56.59	Steve Foley (57) (2)	V Dublin	10/7/79
3:56.6	Peter Fuller (49) (2)	V M	9/1/74
3:57.3	Chris Fisher (40) (1)	S El Paso	18/5/75
3:57.79	Steve Austin (51) (5)	V M	14/1/82
3:57.9	John Landy (30) (1)	V Turku	21/6/54
3:58.0	Peter Watson (47) (2)	W Victoria	7/7/73
3:58.0	Peter Bourke (58) (1)	V M	17/12/81
3:58.2	Paul Grinstead (57) (2)	V M	17/12/81

3.58.3	Albie Thomas (35) (1)	N M	21/3/64
3.58.6	Jim Bailey (29) (1)	N LA	5/5/56
3.59.64	Mark Arens (52) (5)	S A	13/3/82
3.59.81	Keith Wheeler (43) (3)	W Kingston	13/8/66
3.59.8	Tony Benson (42) (3)	V M	18/3/71
4.00.0	John Sheehan (58) (3)	V M	17/12/81

84/84

3.52.34	Mike Hillard (61) (1)	V Burnaby	16/7
3.52.2	Pat Scammell (61) (3)	V Wanganui	13/2
3.55.56	Hillardt (1)	S	24/3
3.55.64	Scammell (2)	Ch'church	17/2
3.56.34	Scammell (4)	Auckland	2/3
3.56.68	Scammell ()	Ch'church	10/2
3.57.58	Hillardt (1)	M	31/1
3.58.40	Scammell (2)	M	31/1
3.58.41	Hillardt (2)	San Diego	15/2
3.58.60	Hillardt (3)	Eugene	21/7
3.59.06	Hillardt (7)	Zurich	22/8
3.59.5	Peter Bourke (58) (2)	V M	13/12
4.01.14	Mike Donnelly (57) (4)	N M	31/1
4.01.5	Gerard Ryan (60) (4)	V M	13/12
4.02.2	Mark Arens (62) (5)	S M	13/12
4.03.1	David Forbes (60) (6)	N M	13/12
4.04.34	Malcolm Norwood (64) (3)	V S	24/3
4.04.94	Chris Banger (60) (5)	V M	31/7
4.05.7	Rob McVicar (60) (8)	N M	13/12
4.06.65	David Lightfoot (65) (4)	N S	24/3
4.07.08	Tim Pugh (65) (3)	Q S	20/1
4.07.19	Mick Halmey (60) (4)	A S	20/1
4.07.3	Ian Leitch (63) (3)	V M	13/12
4.07.3	Ken Green (66) (10)	V M	13/12
4.07.58	Matt Todd (62) (5)	N S	24/3
4.08.09	Colin Dalton (66) (5)	N S	20/1
4.08.42	Jeff Chambers (61) (6)	V M	31/1
4.08.93	Stuart Akman (62) (2)	N S	10/3
4.10.69	Graeme Cook (57) (6)	N S	20/1

3.000 METRES

All-Time

7.47.2	Ron Clarke (37) (1)	V Vasteras	27/6/67
7.48.74	Dave Fitzsimons (50) (2)	S Goteborg	6/7/78
7.48.8	Gerard Barret (56) (1)	Q B	20/11/78
7.50.2	Tony Benson (42) (1)	V M	21/7/71
7.50.4	Kerry O'Brien (48) (2)	S M	21/7/71
7.52.17	Mike Hillardt (61) (3)	Q/V Budapest	20/8/84
7.53.4	Steve Foley (57) (1)	V B	1/3/81
7.53.8	John Coyle (41) (2)	V Geelong	26/1/66
7.54.4	Steve Austin (51) (2)	V B	1/3/81
7.55.8	Graham Crouch (48) (4)	V Lyngby	15/8/73
7.56.8	Ken Hall (51) (2)	V M	15/11/77
7.57.4	Bill Scott (52) (5)	V Eschweiler	4/6/75
7.57.90	Andrew Lloyd (59) (1)	N S	22/1/84
7.58.0	Kerry Pearce (46) (2)	V Oslo	14/7/71
7.58.3	John Andrews (58) (2)	N C	11/2/84
8.00.51	Peter Hutton (56) (6)	N S	22/1/84
8.00.6	Rob de Castella (57) (4)	W A C	11/2/84
8.01.2	Tim O'Shaughnessy (53) (3)	V M	11/1/77
8.01.4	Albie Thomas (35) (1)	N S	19/1/60
8.02.1	Bruce Pelts (56) (2)	V M	16/11/76

84/85

7.52.17	Mike Hillardt (61) (3)	V Budapest	20/8
8.04.2	Malcolm Norwood (64) (1)	V C	9/1
8.07.4	Peter Hutton (56) (1)	N S	5/12
8.08.0	Graeme Cook (57) (2)	N S	5/12
8.08.2	Tim Pugh (65) (1)	Q M	13/12
8.09.6	Pat Scammell (61) (2)	V C	9/1
8.10.6	Mike Donnelly (57) (3)	N S	5/12
8.11.0	Colin Dalton (66) (4)	N S	5/12
8.13.0	Joe Murphy (55) (1)	V M	15/1
8.14.0	Andrew Lloyd (59) (4)	N C	9/1
8.14.1	Martin Stock (56) (2)	V M	15/1

8.15.5	Garry Briggs (58) (1)	Q C	5/12
8.16.0	Peter Bourke (58) (1)	V M	4/12
8.17.0	Aian Thurlow (54) (1)	NZ/W P	3/11
8.17.5	Adam Hoyle (63) (3)	V M	15/1
8.18.5	Darren O'Flaherty () (1)	V M	12/2
8.18.5	Gerard Barrett (56) (2)	Q C	19/2
8.19.0	Steve Millington (60) (1)	V M	18/12
8.19.2	Daryl Gathard (62) (1)	V M	1/11
8.19.9	David Forbes (60) (6)	N C	9/1
8.21.0	Mark Boucher (62) (2)	V M	18/12
8.21.1	Mark Todd (62) (5)	N S	5/12
8.21.8	Mark Sewell (66) (3)	N M	13/12
8.22.0	Jose Mingo (64) (3)	V M	18/12
8.23.0	Ian Leitch (63) (4)	V M	18/12

2 MILES

9.17.8	Wayne Brennan (55) (1)	N S	9/1
9.26.1	Steve Mayman () (2)	N S	9/1

5.000 METRES

All-Time

13.16.6	Ron Clarke (37) (1)	V Stockholm	31/7/66
13.17.42	Dave Fitzsimons (50) (3)	S Dusseldorf	4/9/77
13.22.1	Steve Austin (51) (7)	V Oslo	15/7/60
13.23.37	Gerard Barrett (56) (1)	Q Ch'church	20/1/79
13.23.8	Bill Scott (52) (1)	V M	23/1/80
13.31.2	Ken Hall (51) (4)	V Ch'church	19/8/80
13.32.4	Graham Crouch (48) (4)	V M	4/2/78
13.32.95	Andrew Lloyd (59) (1)	N M	31/1/85
13.34.2	Chris Wardlaw (50) (5)	V M	3/2/77
13.34.2	Rob de Castella (57) (1)	V M	12/11/81
13.35.8	John Birmingham (51) (2)	V M	4/2/76
13.36.2	Tony Benson (42) (1)	V Stockholm	7/7/71
13.37.2	Kerry O'Brien (48) (1)	S M	12/3/70
13.37.6	John Coyle (41) (2)	V Geelong	18/1/66
13.40.2	Bruce Jones (49) (3)	V Auckland	31/1/76
13.42.62	John Andrews (55) (7)	N B	7/10/82
13.42.8	Kerry Pearce (46) (3)	V Stockholm	7/7/71
13.45.4	Derek Clayton (42) (2)	V M	25/11/71
13.46.9	Dave Chettle (51) (1)	T/V Merkssem	21/6/79
13.47.0	Tim O'Shaughnessy (53) (2)	V M	7/12/76
13.47.0	John Sheehan (58) (4)	V M	12/11/81

84/86

13.32.95	Andrew Lloyd (59) (1)	N M	31/1
13.44.0	Rob de Castella (57) ()	A Oslo	21/7
13.46.0	de Castella (1)	C	18/1
13.48.2	Gerard Barrett (56) (1)	Q C	9/1
13.48.2	Barrett (2)	C	16/1
13.51.6	de Castella (2)	C	9/1
13.51.93	Garry Briggs (58) (4)	Q M	31/1
13.52.0	Mike Hillardt (61) (1)	V M	4/12
13.52.1	Lloyd (2)	M	4/12
13.53.26	Gerard Ryan (60) (5)	V M	31/1
13.54.0	Malcolm Norwood (64) (3)	V M	4/12
13.54.1	Graham Crouch (58) (3)	A C	9/1
13.55.35	Rob McDonald (52) (5)	N Rome	10/7
13.55.4	Garry Henry (55) (3)	S C	16/1
13.56.82	Ewen Wilson (53) (5)	V M	31/1
13.58.3	Steve Austin (51) (1)	V M	19/3
13.59.57	David Forbes (60) (7)	N M	31/1
14.00.77	Derek Fraude (59) (8)	NZ/A M	31/1
14.01.26	Joe Murphy (55) (2)	V M	9/1
14.03.8	Danny Boltz (62) (2)	N C	15/2
14.04.79	Keith Livingston (58) (3)	V M	9/12
14.07.22	Steve Monaghan (62) (4)	V M	9/2
14.07.5	Jeff Chambers (61) (6)	V M	4/12
14.09.01	Martin Stock (56) (2)	V M	21/3
14.09.86	Adam Hoyle (63) (1)	V M	12/7
14.10.0	Jeff Coole (53) (8)	V M	4/12
14.10.9	Scott Ramage (60) (9)	V M	4/12
14.11.4	Gary Carmichael (60) (7)	Q C	9/1
14.12.5	Aian Thurlow (54) (1)	NZ/W P	10/11
14.14.02	James Harrison (63) (1)	N S	17/2

14.14.77	Peter Hutton (56) (2)	N S	17/2
14.15.3	Ray Bryant (60) (1)	S A	13/2
14.19.3	Mark Arens (62) (2)	S A	13/2
14.19.8	Dan O'Dea () (7)	S C	16/1
14.21.25	John Meagher (63) (5)	V M	19/3
14.21.60	Steve Poulton (57) (3)	N S	17/2
14.22.87	Leigh Paterson (54) (7)	V M	9/2
14.25.4	Laurie Whitty (60) (2)	N S	27/10
14.28.2	Stephen Crowley (63) (2)	V M	19/1
14.28.5	Michael Inwood (65) (2)	Q B	19/1
14.29.3	Steve Brennan (51) (3)	V M	19/1
14.31.0	Nick de Castilla (60) (1)	A C	20/10
14.31.43	Andrew Garnham (60) (7)	V M	21/3
14.32.1	Pete Mitchell (58) (2)	V M	19/3
14.33.60	Quentin Morley (63) (4)	N S	17/2

10,000 METRES

All-Time			
27.39.89	Ron Clarke (37) (1)	V Oslo	14/7/85
27.46.71	Bill Scott (52) (2)	V M	6/2/80
27.50.70	Gerard Barrett (56) (3)	Q Moscow	21/7/79
27.53.30	Steve Austin (51) (3)	V Stockholm	9/7/81
28.02.73	Rob de Castilla (57) (2)	V/A M	15/12/83
28.04.64	Dave Fitzsimons (50) (9)	S London	9/9/77
28.09.7	John Andrews (58) (1)	N M	16/12/82
28.15.6	Chris Wardlaw (50) (1)	V M	3/3/76
28.16.7	Andrew Lloyd (59) (2)	N C	6/3/82
28.18.2	Garry Henry (55) (5)	S M	6/2/80
28.19.0	Dave Chettle (51) (1)	T M	15/12/77
28.26.34	Laurie Whitty (60) (3)	N M	15/12/83
28.36.83	Max Little (49) (6)	T/V Koblenz	27/8/80
28.37.64	Dave Power (28) (3)	N Rome	8/9/60
28.43.4	Kerry O'Brien (46) (8)	S Edinburgh	18/7/70
28.44.0	Garry Bentley (50) (2)	T/V M	18/12/80
28.44.4	Kent Rayner (50) (3)	T M	21/3/76
28.44.5	Peter Brett (62) (15)	S Walnut	27/4/85
28.45.2	Derek Clayton (42) (4)	V Oslo	8/7/69
28.49.0	Andre Lambden (57) (3)	V M	15/12/77
28.50.8	Bruce Jones (49) (3)	V Auckland	14/2/76

84/85

28.18.6	Andrew Lloyd (59) (1)	A M	13/12
28.22.5	Garry Henry (55) (2)	S M	13/12
28.31.1	Rob de Castilla (57) (1)	A C	2/3
28.41.7	Lloyd (2)	C	2/3
28.44.5	Peter Brett (62) (15)	S Walnut	27/4
28.51.8	Martin Stock (56) (5)	V M	13/12
28.54.5	Peter Haynes (60) (6)	S M	13/12
28.57.8	Ewen Wilson (53) (1)	V M	15/1
28.58.8	Graham Clews (58) (3)	A C	2/3
28.59.2	Derek Froude (39) (2)	NZ/A M	15/1
29.13.7	Adam Hoyle (63) (7)	V M	13/12
29.14.8	Steve Monaghan (62) (8)	V M	13/12
29.18.5	Danny Boltz (62) (3)	N M	15/1
29.19.4	Keith Livingstone (58) (9)	NZ/V M	13/12
29.21.9	Russell Foley (60) (1)	T H	4/12
29.23.6	Colin Ramadge (60) (11)	V M	15/12
29.25.7	Dan O'Dea () (12)	S M	13/12
29.27.3	Glenn Henry (57) (13)	V M	13/12
29.37.0	Joe Murphy (55) (14)	V M	13/12
29.40.7	Garry Briggs (58) (15)	Q M	13/12
30.07.1	John Meagher (63) (6)	V M	15/1
30.09.62	Rob McDonald (52) (1)	N Saromno	25/6
30.12.6	Brad Camp (64) (6)	V M	15/1
30.13.6	Rob Wallace (51) (7)	V M	15/1
30.13.7	Malcolm Norwood (64) (15)	V M	13/12
30.15.5	Nick de Castilla (60) (17)	A M	13/12
30.16.9	Jeff Chambers (61) (8)	V M	15/1
30.17.0	Andrew Kirk (63) (18)	A M	13/12
30.20.4	Peter Noordhoff (56) (9)	V M	15/1
30.28.4	Kevin Davies (59) (19)	V M	13/12
30.35.7	David Dowd () (1)	S A	23/2
30.37.30	Peter Hutton (56) (2)	N S	16/12
30.43.0	Steve Poulton (57) (3)	N C	2/3

MARATHON

All-Time			
2.08.16.0	Rob de Castilla (57) (1)	V/A Fukuoka	6/12/81
2.08.33.6	Derek Clayton (42) (1)	V Antwerp	30/5/69
2.10.09.0	Garry Henry (53) (4)	S Fukuoka	7/12/80
2.10.20.0	Dave Chettle (51) (2)	T Fukuoka	7/12/75
2.11.12.6	John Farrington (42) (1)	N S	14/7/73
2.11.42.4	Gerard Barrett (56) (1)	Q A	6/4/80
2.11.55.0	Bill Scott (52) (==6)	V Fukuoka	2/12/79
2.11.55.0	Chris Wardlaw (50) (==6)	V Fukuoka	2/12/79
2.12.50.0	Grenville Wood (55) (2)	S M	17/10/82
2.13.15.0	Rob Wallace (51) (3)	V Duluth	20/6/81
2.13.57.0	Jeff Coole (53) (3)	V M	17/10/82
2.14.20.7	Lawrie Whitty (60) (7)	N Montreal	12/9/81
2.14.33.0	Brenton Norman (44) (2)	S P	8/9/73
2.14.35.29	Andrew Lloyd (59) (2)	N S	10/6/84
2.15.04.0	Nick de Castilla (60) (2)	V/A Auckland	19/11/83
2.15.16.0	Graeme Kennedy (58) (1)	V C	12/4/81
2.15.44.63	Danny Boltz (62) (4)	N S	10/6/84
2.16.01.0	Steve Austin (51) (2)	V M	14/10/84
2.16.18.0	Garry Bentley (50) (24)	T/V Fukuoka	6/12/81
2.16.21.0	Laurie Adams (51) (1)	Q Gold Coast	7/83

84/85

2.09.09.0	Rob de Castilla (57) (3)	A Chicago	21/10
2.11.09.0	de Castilla (5)	LA	12/8
2.13.40.0	Grenville Wood (55) (7)	S Tokyo	10/2
2.14.35.39	Andrew Lloyd (59) (2)	N S	10/8
2.15.44.63	Danny Boltz (62) (4)	N S	10/6
2.16.01.0	Steve Austin (51) (2)	V M	14/10
2.16.14.0	Graeme Kennedy (58) (1)	V M	15/7
2.17.30.0	Steve Poulton (57) (59)	N Hiroshima	14/4
2.17.57.0	Glenn Henry (57) (3)	V M	15/7
2.18.03.0	Rob Wallace (51) (63)	V Hiroshima	14/4
2.18.08.0	Graham Clews (58) (23)	A Chicago	21/10
2.18.21.47	Brian Morgan (55) (6)	N S	10/6
2.18.29.0	Chris Lynch (54) (4)	V M	15/7
2.19.48.47	Laurie Adams (51) (8)	O S	10/6
2.19.58.0	Nick de Castilla (60) (54)	A London	21/4
2.20.06.0	Leigh Taylor () (5)	V M	15/7
2.20.24.0	Max Little (49) (3)	V Hamilton	21/10
2.20.45.0	Peter Mitchell (58) (4)	V M	14/10
2.21.27.0	Colin Neave (57) (1)	A C	14/4
2.22.05.0	Barry McKerrow (58) (6)	V M	14/10
2.22.25.0	John Duck (52) (7)	V M	15/7
2.23.16.0	Pat Carroll (61) (1)	Q Gold Coast	5/8
2.23.28.0	Alan Thurlow (54) (1)	W P	6/8
2.23.38.0	Garry Hand (45) (3)	A C	14/4
2.23.59.0	Maunoe Hearn (57) (1)	V PFB	1/7
2.24.25.0	Peter Taylor (52) (3)	W P	5/8
2.24.37.0	Graeme Heape (55) (3)	N A	16/8
2.25.01.69	Dave Chettle (51) (12)	A S	10/6
2.25.03.0	L O'Dwyer (50) (2)	Q Gold Coast	5/8
2.25.21.85	Ian Carathwaite (62) (13)	V S	10/6
2.25.23.0	Stephen Crowley (63) (1)	V M	25/11
2.25.41.0	Dave Jackson (55) (5)	I A	26/8
2.25.42.83	Adrian Wellington () (16)	NT S	10/6
2.25.46.0	Horst Wegner (46) (17)	N S	10/6
2.25.48.67	Colin Whiteman (50) (18)	N S	10/6
2.25.53.0	Bernie Kelly (54) (10)	V M	14/10
2.26.18.0	Brian Whinnen (54) (5)	A C	14/4
2.26.28.74	Tony Luyensky (47) (20)	A S	15/6
2.26.32.0	Fony Murray (48) (13)	V M	14/10
2.26.53.0	Joe Petkovic (50) (21)	S S	10/6
2.27.06.0	Ian Graves (43) (14)	N M	14/10
2.27.08.0	Gerard Sumridge (50) (15)	V M	14/10
2.27.15.0	Garth Foley (53) (22)	T S	10/6
2.27.33.0	Ian Orlent (54) (13)	S S	10/6
2.27.47.0	John Brennan (56) (16)	V M	14/10
2.27.59.0	Bruce Cook (56) (24)	A S	10/6
2.27.59.0	Alan Towell (49) (25)	A S	10/6
2.28.02.0	Pete O'Hare (49) (6)	V A	26/8
2.28.11.0	Stephen Montague () (26)	N S	10/6

2.28.17.0	Ian Hill (54) (28)	S S	10/6	14.8	Graham Tew (56) (2)	V M	20/11
2.28.17.0	William Raimond (36) (29)	N S	10/6	14.8	Alex Prodromou (60) (1)	V M	16/2
110 METRES HURDLES							
All-Time							
13.56 (+1.9)	Don Wright (5) (3)	O B	4/10/82	14.9	Kendall Stevenson () (2)	V Warrgul	26/1
13.72 (+1.9)	Max Binnington (49) (5)	W/V B	4/10/82	14.9	Russell Butler (63) (2)	V M	16/2
13.88 (0.0)	Warren Parr (52) (65f)	N Montreal	28/7/78	15.0	Robert Sennitt (66) (1)	N S	26/1
14.03 (-1.0)	Vin Plant (49) (1)	V/N M	3/13/79	15.0	Dolph Francis (67) (1)	Q B	9/2
14.09 (0.0)	Mike Wilson (59) (2)	V M	6/3/84	15.1	Adrian Faccioni (65) (dec)	A C	4/11
14.14 (+1.7)	Gary Knoke (42) (4b)	N Mexico C	16/10/68	15.1	Chris Bradshaw (61) (2)	V M	10/11
14.14 (-0.8)	John Calliguri (62) (2)	V C	3/13/85	15.1	William Getson (64) (1)	V M	10/11
14.28 (+0.4)	Michael Kent (60) (3h)	O C	30/3/85	15.1	Stephen Bews (62) (dec)	V M	12/12
14.38y (-0.6)	Dave Prince (41) (2h)	N P	29/11/62	15.1 (-1.1)	Michael Runge (65) (1)	O C	9/3
14.39 (+2.0)	Michael Carroll (62) (1)	N S	14/1/84	15.42 (-0.1)	Alex Affleck (65) (2)	V C	30/3
14.41 (-1.7)	Mal Bajrd (48) (4)	V M	20/3/76	15.2	Garry Brown (54) (2)	O B	9/1
14.49 ()	Sam Latu (51) (dec)	Tonga/V Chrch	25/1/75	15.2	Darren Wright (65) (1)	W P	23/2
14.51 (-0.9)	Greg Barnett (61) (6)	V M	21/3/85	Wind Assisted			
14.54 (-2.5)	Michael Ryan (58) (2h)	Q A	22/3/81	14.47 (+4.5)	Carroll (1)	S	5/1
14.54 ()	Neil McGillivray (54) (2)	N/V B	4/3/84	14.64 (+4.5)	Saunders (2)	S	5/1
14.55y (-1.2)	Michael Daws (38) (1h)	V P	29/11/62	14.67 (+2.1)	Coghlan (3h)	C	30/3
14.64 ()	Ray Weinberg (26) (1h)	V Helsinki	23/7/52	14.9	Peter Beames (63) (1)	V M	26/1
14.65 ()	Ken Doubleday (26) (1h)	V Helsinki	23/7/52	400 METRES HURDLES			
14.68 (-0.1)	John Kenny (51) (4h)	N M	19/3/76	All-Time			
14.68 (-1.8)	Ray McKinnon (61) (1)	W A	20/3/81	49.32	Bruce Field (47) (2)	V Chrch	29/1/74
Manual							
13.5 (+1.5)	Don Wright (59) (1)	Q C	19/1/83	49.37	Garry Brown (54) (1)	O B	7/10/82
13.6 ()	Max Binnington (49) (1)	W/V M	3/2/76	49.3	Gary Knoke (42) (1)	N P	26/3/72
13.6 ()	Warren Parr (52) (1)	N S	9/10/77	49.69	Peter Grant (54) (3)	V Copenhagen	1/8/79
13.7 ()	Vin Plant (49) (2)	V/N M	1/3/75	49.8	Don Hanly (54) (1)	V M	31/3/76
13.8 ()	Mal Sarrd (48) (1)	V S	12/3/72	50.1	Ken Roche (41) (2)	V P	27/3/66
13.8 ()	Mike Wilson (59) (2)	V M	19/1/82	50.23	Ken Gordon (62) (1)	Q C	31/3/85
14.0y ()	Ray Weinberg (26) (1)	V M	9/2/52	50.26	John Roche (60) (1)	V M	14/1/82
14.0 ()	John Chittick (37) (1)	V M	3/2/60	50.58y	David Leam (35) (2)	T Cardiff	22/7/58
14.0y ()	Gary Knoke (42) (2)	N Eugene	29/3/68	50.7y	Tony Pickett () (2)	Albuquerque	9/6/67
14.0 ()	John Kenny (51) (1)	N S	1/12/76	50.9y	Michael Ryan (41) (1)	V M	22/3/64
14.1y ()	Peter Gardner (25) (1)	V M	29/1/49	50.6	Bill Hooker (49) (1)	V M	30/3/69
14.1y ()	Dave Prince (41) (1)	N/V M	12/7/66	50.7	Max Binnington (49) (1)	W/V A	23/3/75
14.1y ()	Tony Pickett () ()	N USA	6/6	50.7	Ken Elshack (52) (4)	N M	20/3/76
14.1 ()	Geoff Smith (45) (2)	N S	5/7/70	50.88	Date Horroon (60) (2)	V C	31/2/85
14.2y ()	Ken Doubleday (26) (1)	V S	1/12/54	50.9	Geoff McNamara (43) (1)	V S	24/3/68
14.2 ()	Ken Elphick (52) (1)	N S	4/4/73	50.9	Steve Edeon (55) (2)	N M	17/12/81
14.2 ()	Adam Pedler (52) (3)	S H	12/3/77	51.09	Dave Robertson (56) (2)	V P	23/3/79
14.2 ()	Mike Carroll (62) (2)	N C	23/1/85	51.0	Garry Cox (51) (3)	N A	23/3/75
84/85							
13.72 (0.0)	Don Wright (59) (2)	Q S	24/3	51.21	Neil McGillivray (52) (3)	N B	3/3/84
13.78 (-0.8)	Wright (1)	C	31/3	51.1	Neil McKieborough (47) (1st)	T M	28/2/76
13.81 (-0.9)	Wright (1)	M	30/1	84/85			
13.6	Wright (1)	C	23/1	50.23	Ken Gordon (62) (1)	Q C	31/3
13.89	Wright (1)	Loughborough	17/6	50.88	Dale Horroon (60) (2)	V C	31/3
13.93 (-1.1)	Wright (75f)	LA	6/8	50.93	Horobin (1)	M	3/3
14.00 (-1.7)	Wright (7h)	LA	5/8	51.07	Horobin (1) b	C	30/3
14.00 (-0.9)	Wright (2)	M	21/3	51.2	Gordon (1)	B	3/3
13.8 (-1.7)	Wright (5)	Berkeley	14/7	51.43	Mike Woodbridge (58) (3)	V C	31/3
14.06 (-0.9)	Wright (4)	Seoul	29/9	51.46	Gordon (2h)	C	30/3
14.06	Wright (2)	A	16/3	51.49	Stuart Miller (59) (2)	V M	3/3
14.14 (-0.8)	John Calliguri (62) (2)	V C	31/1	51.56	Garry Brown (54) (3)	Q Oslo	28/6
14.22 (+0.4)	Mike Wilson (59) (2h)	V C	30/3	51.66	Gordon (1)	M	31/1
14.28 (+0.4)	Michael Kent (60) (3h)	O C	30/3	51.62	Lough Miller (63) (4)	V C	31/3
14.2	Mike Carroll (62) (2)	N C	23/1	51.87	Hamish Halley (66) (1)	N S	12/1
14.51 (-0.9)	Greg Barnett (61) (6)	V M	21/3	51.90	Roger Panenze (64) (3)	W Fresno	12/6
14.3	Michael Yung (62) (1)	O B	15/5	51.98	Dave Robertson (56) (2)	V M	31/1
14.3	Neil McGillivray (54) (1)	V M	19/3	52.02	David Hodgson (59) (4)	V M	3/3
14.69 (-0.9)	Neil Coghlan (63) (7)	V M	21/3	52.0	Glenn MacLaughlan (62) (1)	N B	17/5
14.82 (-0.5)	Steve Saunders (66) (2)	N S	12/1	52.14	Steve Searley (63) (4h)	Q C	30/3
14.83 (0.0)	Chris Nunn (58) (1)	S A	23/2	52.3	Darren Wright (65) (1)	W P	2/3
14.8	James Middleton (61) (2)	N B	15/5	52.74	Chris Nunn (58) (1)	S A	24/2
14.8	Paul Anderson (62) (2)	V M	16/12	52.91	Mike Willis (55) (3h)	V M	2/3
14.6 (+1.7)	Peter Doherty (66) (3)	A C	9/1	53.08	Peter Butler (61) (2)	S A	24/2
14.6	Darryl Mathison (57) (3)	V M	19/3	53.31	Andrew Trevor-Jones (60) (3h)	N M	2/3
14.87 (-0.5)	Hamish Halley (66) (3)	N S	12/1	53.3	Kevin Drake (64) (1)	V M	19/1
14.94 (0.0)	Ray Weirichler (63) (2)	S A	23/2	53.3	Craig Logan (62) (1)	V M	19/1

53.54	David Tarbotton (62) (1)	N S	24/2	8.50.26	Par Kaufman (58) (3)	T M	3/3
53.65	Warwick Nicholson (57) (2)	N S	24/2	8.50.6	Gary Zeuner (53) (1)	S M	29/1
53.85	Anthony Wallace (67) (1)	V B	18/3	8.51.70	Dyer (1)	C	31/3
53.8	Brent Hundloe (55) (4)	Q B	3/3	8.54.3	Chris Cook (58) (1)	A C	30/1
54.1	Graham Tew (56) (1)	V M	10/11	8.54.40	Peter Hutton (56) (2)	N S	23/2
54.1	Robert Craime (60) (4)	V M	15/1	8.54.8	Dyer (1)	C	17/2
54.2	Felix Ratcliff (65) (5)	T San Franc	5/5	8.55.0	Zeuner (1)	A	5/12
54.2	Greg Anderson (66) (2)	S A	8/12	8.55.2	Kaufman (1)	M	15/12
54.2	Robert Habel (63) (1)	T H	2/3	8.55.5	Steve Brennan (51) (2)	V M	15/12
54.3	Chris Bradshaw (61) (2)	V B	17/5	8.57.22	Andrew Douglas (61) (3)	N S	23/2
54.50	Mike Carroll (62) (3)	N S	12/1	8.58.9	Peter Hewitt (64) (2)	S Eugene	30/3
54.4	Mike Edwards (56) (2)	W P	5/1	9.02.02	Peter Brett (62) (1)	S Fresno	16/3
54.4	Bruce Barbour (64) (2)	Q B	16/1	9.05.8	John Carmack (61) (3)	V M	15/12
54.60	Peter Kent (68) (2)	V M	9/2	9.06.72	John Meagher (63) (5)	V M	3/3
54.5	Nick Hagicostas (61) (2)	S A	11/1	9.07.6	John Murphy (62) (1)	V M	12/2
54.65	Neil McGillivray (54) (5h)	V M	2/3	9.11.3	Pat Mangin (63) (1)	W P	9/3
54.65	Russell Butler (63) (8)	V M	3/3	9.12.1	Bruce Kentwell (64) (3)	N San Franc	5/5
54.6	Phil Frawley (64) (3)	V B	17/5	9.14.5	Noel Philpott (62) (3)	V M	12/2
54.80	David Murphy (69) (2)	A B	16/3	9.15.8	Ian Eckersley (61) (1)	Q B	23/2
54.7	Andrew Zoritz (68) (1)	A C	10/3	9.16.23	Shane Scott (62) (7)	V M	3/3
54.88	Richard Zgarnica (66) (2)	N S	24/2	9.17.0	Jeff Broderick (54) (1)	V M	3/11
54.96	Bruce Morewood (67) (1)	Q B	8/12	9.19.3	Tony Smith (63) (2)	Q B	28/2
54.97	Damien Czarner (66) (1)	N S	26/10	9.19.74	Mark Jones (61) (4)	N S	23/2
				9.21.4	Jose Mirgo (64) (4)	V M	15/12
				9.23.0	Hany El Salah (61) (1)	W P	2/3
				9.24.59	Andrew Wilkinson (62) (8)	V M	3/3
				9.26.8	Roger Shanahan (64) (3)	A C	17/2

2,000 METRES STEEPLECHASE

84/85							
5.49.93	Michael Inwood (65) (1)	Q C	30/3				
5.52.9	Stuart Mee (66) (1)	A C	27/10				
5.54.51	Ian Humphries (65) (1)	N S	20/2				
5.55.31	Shane George (65) (2)	Q C	30/3				
5.55.52	Stephen Rothwell (67) (2)	N S	24/2				
5.56.4	Richard Porter (66) (1)	S A	13/2				
5.58.13	Pat Woods () (1)	A B	16/3				
6.00.17	Craig Greber (67) (1)	Q B	8/12				
6.01.47	Richard Deutsch (67) (2)	N B	8/12				
6.02.50	Colin Hamilton (68) (3)	N S	24/2				
6.05.31	Kim White (66) (5)	W C	30/3				
6.06.0	Brett Morton (66) (7)	V M	2/3				
6.06.80	Steven Tagg (69) (3)	Q B	2/3				
6.08.5	John Fraser (66) (3)	S A	13/2				
6.09.31	Andrew Kemp (67) (3)	Q B	8/12				
6.12.3	Brett Adamson (68) (2)	V M	7/3				
6.15.6	Laurie Dalton (68) (1)	V M	3/11				
6.15.9	Andrew Lazarus (67) (2)	V M	3/11				
6.16.97	Steven Anderson (67) (4)	Q B	2/3				
6.17.03	Mark Nicholl (65) (4)	N S	24/2				

3,000 METRES STEEPLECHASE

All-Time							
8:21.98	Kerry O'Brien (46) (1)	S Berlin	4/7/70				
8:26.2	Tony Manning (43) (1)	N Edinburgh	23/7/70				
8:27.0	Peter Larkins (54) (1)	V M	11/3/76				
8:29.0	Bob Hendry (45) (1)	V Victoria	2/1/73				
8:31.18	Gary Zeuner (53) (1)	S A	13/3/82				
8:31.4	Bob Gillilan (57) (1)	V M	6/3/80				
8:35.02	Wayne Dyer (53) (3)	V M	3/13/84				
8:36.2	Ian Blackwood (41) (1)	V M	3/3/66				
8:36.8	Rob Walczak (50) (1)	V A	22/3/75				
8:38.3	Brendan Hewitt (64) (1)	S A	8/2/84				
8:39.0	Trevor Vincent (38) (1)	V S	2/2/84				
8:42.87	Rob Naylon (58) (5)	V Crumchurch	1/2/81				
8:43.4	Gary Briggs (58) (1)	Q A	17/3/83				
8:44.0	Kerry Pearce (46) (4)	V LA	18/7/89				
8:44.3	Phil Cuffe (54) (3)	V M	12/1/78				
8:44.6	Fred Langford (48) (1)	W M	30/3/74				
8:46.1	Jeff Thompson () (5)	N Austin	2/4/77				
8:47.0	Grant Taggart (47) (2)	V M	30/3/74				
8:47.6	Chris Cook (58) (2)	A N	22/3/84				
8:48.6	Bryan Lewry (56) (4)	V M	21/3/78				
8:48.7	Andrew Garmham (60) ()	V M	30/12/82				

84/85							
8:49.11	Wayne Dyer (53) (1)	V M	23/2				
8:49.31	Dyer (2)	M	3/3				

4x100 METRES RELAY

84/85							
40.1	NSW U/20 (1)	N S	9/1				
40.25	Victoria (1)	V C	30/3				
40.41	National U/20 (1)	B	3/2				
40.67	National U/20 (1)	M	31/1				
40.70	NSW (1)	N S	23/2				
40.73	NSW (2)	N C	16/3				
40.91	Select Team (2)	S	23/2				
41.23	Ryde Hornsby (1)	N S	2/12				
41.34	NSW U/20 (1)	N C	30/3				
41.41	Queensland U/20 (2)	Q C	30/3				
41.42	Victoria U/20 (3)	V C	30/3				
41.4	NSW City 1 (2)	N S	9/1				
41.5	City West (1)	V M	15/12				
41.60	ACT (3)	A C	30/3				
41.67	Queensland U/18 (1)	Q B	16/3				
41.74	Western Suburbs (2)	N S	2/12				
41.85	Victoria Schools U/19 (1)	V B	8/12				
41.8	National U/20 (2)	San Francisco	5/5				
41.97	Tasmania (4)	T C	30/3				

4x200 METRES RELAY

84/85							
1:25.4	Waverley (1)	V M	17/2				
1:26.75	Ryde Hornsby (1)	N S	16/12				
1:25.7	Sandringham (2)	V M	17/2				
1:26.0	Melbourne University (3)	V M	17/2				
1:26.1	Essendon E.M.H (4)	V M	17/2				
1:26.33	University NSW (2)	N S	16/12				
1:26.96	Western Suburbs (3)	N S	16/12				
1:27.7	Mayne Harriers (1)	Q B	3/2				
1:28.0	Doncaster (5)	V M	17/2				
1:28.2	Box Hill (2h)	V M	17/2				

4x400 METRES RELAY

84/85							
2:58.70	National Team (4)	LA	11/6				
3:03.72	National Team (11h)	LA	15/8				
3:03.79	National Team (25)	LA	10/8				
3:06.29	National Team (2)	Sacramento	21/7				
3:06.54	NSW (1)	N C	31/3				
3:08.00	Victoria (2)	V C	31/3				
3:10.74	National U/20 (1)	B	3/2				
3:12.81	Victoria Schools U/18 (1)	V M	28/11				

wherever there's AIR-VIVA 2 there's hope

AIR-VIVA 2 RESUSCITATOR

When seconds count – use Air-Viva 2. A simple, effective and aesthetic means of carrying out positive resuscitation by simply squeezing a self-inflating recoil bag. Where oxygen is available, the Air-Viva 2 can deliver oxygen enriched air to the victim.

The new low cost portable Air-Viva 2 resuscitator. Use it anywhere. At the beach. In the home, the factory. At sporting events. Lightweight. Compact. New Air-Viva 2 is specially fitted with a safety valve and is fully approved by medical authorities. Make sure you have Air-Viva 2 handy. It could help you save a life.

To: CIG Medishield
Lot 13, Tullamarine Park Road,
Tullamarine, 3043
Telephone: 339 0222

Please send me more information on the new low cost portable Air-Viva 2 Resuscitator

Name

Address

Postcode

A Division of The Commonwealth Industrial Gases Ltd.
(Inc. in N.S.W.)



THE MARS FIVE STAR ACHIEVEMENT AWARDS FOR ALL YOUNG AUSTRALIANS

Hundreds of thousands of young Australians between the ages of seven and eighteen participate each year in the Mars Five Star Athletic Awards.

The Awards allow young people, regardless of age or prior athletic ability, to participate in a range of sporting endeavours and to receive tangible recognition by way of a certificate simply for doing their best.



All schools and clubs are welcome to participate.

For further information please contact-

Deborah Brewer on (03) 654 2000

3.13.36	Queensland (3)	Q C	31/3	12.32.26	Mark Thomas (62) (8)	V M	31/1
3.13.5	SSH (1)	V M	15/1	12.35.0	Ben Cullen (64) (1)	N S	22/1
3.14.2	National U/20 (1)	Sarri Francisco	5/5	12.38.67	Duncan Knox (59) (9)	V M	31/1
3.14.28	Queensland U/20 (1)	Q C	31/3	12.40.0	Richard Everson (65) (1)	S A	2/1
3.14.62	University NSW (1)	N S	2/12	12.44.9	Keith Knox (50) (2)	N S	3/11
3.15.0	Sandringham (2)	V M	15/1	12.48.0	Rob McFadden (66) (1)	S A	12/12
3.15.82	NSW U/18 (1)	N S	17/3	12.48.15	David Thomson (45) (10)	A M	31/1

4x800 METRES

7.29.1	Glenhuntly (1)	V M	17/2	12.56.0	Paul Woodhouse (62) (1)	N S	26/1
7.29.6	Essendon-EMH (2)	V M	17/2	12.59.8	Nick Ahern (69) (1)	N S	21/10
7.33.0	Waverley (3)	V M	17/2	13.07.5	Paul Kennedy (63) (7)	V M	15/12
7.42.1	Sandringham (4)	V M	17/2	13.08.3	Martin Richardson (63) (1)	V B	15/5
7.42.9	St. Kevins (5)	V M	17/2	13.08.4	Grant Saunders (67) (1)	V M	24/11
7.44.0	Eastern Suburbs (1)	N S	16/12	13.09.56	Darrell Crimmon (67) (2)	Q B	-7/2
7.44.6	Box Hill (6)	V M	17/2	13.12.4	Anthony Barrett (49) (8)	V M	15/12
7.45.78	Randwick-Botany (2)	N S	16/12	13.13.0	Alex Crawford (67) (4)	N S	9/2
7.47.5	Queensland University (1)	Q B	2/2	13.13.8	Steve Richardson (64) (5)	V M	3/11
7.48.68	University NSW (3)	N S	16/12	13.14.5	Colin Barnell () (3)	N C	9/3
7.49.3	Springvale-Notre Park (7)	V M	17/2	13.18.0	Mark Dosseler (64) (2)	V B	15/5
7.52.4	Toowong (2)	Q B	2/2	13.19.0	Ian Fay (60) (3)	S A	30/1
7.52.43	Ryde-Hornsby (4)	N S	16/12	13.19.0	Craig Topperwein (71) (4)	S A	30/1
				13.20.8	Peter Vysma (52) (10)	V M	15/12

4x1500 METRES RELAY

15.46.32	Box Hill (1)	V M	10/2	All-Time	Dave Smith (55) (1)	V C	15/2/85
15.46.42	Glenhuntly (2)	V M	10/2	19.07.3	Willi Sawall (41) (2)	V M	31/3/84
15.47.42	Doncaster (3)	V M	10/2	19.45.65	Simon Baker (58) (3)	V M	31/6/84
15.47.43	Waverley (4)	V M	10/2	19.57.68	Andrew Jachno (62) (2)	V C	11/1/84
15.55.53	Newcastle (1)	N S	2/12	20.18.9	Michael Harvey (62) (4)	V M	31/3/84
16.03.80	St. Kevins (5)	N M	10/2	20.40.83	Mike Woods (62) (3)	N S	23/2/85
16.08.84	Western Suburbs (2)	N S	2/12	20.54.56	Aian Muir (64) ()	N M	31/3/84
16.09.82	Sandringham (6)	V M	10/2	21.11.77	Martin Richardson (63) (2)	V M	25/11/83
16.12.4	Queensland University (1)	Q B	2/2	21.18.7	Steven Richardson (64) ()	V M	31/3/84
				21.25.35	Bill Dyer (61) (1)	V M	6/2/84
				21.26.0	George White (45) (1)	S A	7/12/83
				21.30.7	Ben Cullen (64) (2)	N S	19/1/85
				21.34.1	Paul Copeland (67) (2)	V M	18/12/84
				21.42.5	Duncan Knox (59) ()	V M	31/3/84
				21.43.83	Keith Knox (50) ()	N M	31/3/84
				21.47.11	Richard Everson (63)	S A	7/12/84
				21.54.7	Rob McFadden (66) (1)	S A	21/11/84
				21.58.6	Trevor Nancarrow (64) (2)	V M	2/3/84
				22.01.2	Mark Dosseler (64) (3)	V M	14/2/84
				22.13.0	Dave Cash (51) (6)	V M	2/3/85
				22.15.06	Bruce Cook (56) (1)	O/A C	13/11/82
				22.15.6			

5000 METRES WALK

All-Time	Dave Smith (55) (1)	V S	8/3/81	19.07.3	Dave Smith (55) (1)	V C	15/2
11.11.5	Willi Sawall (41) (1)	V M	15/3/80	19.16.04	Smith (3)	Paris	19/1
11.51.45	Simon Baker (58) (2)	V M	31/1/85	19.26.12	Smith (1)	C	29/3
11.53.3	Tim Erickson (50) (1)	V M	15/11/80	19.32.15	Smith (1)	S	23/2
11.54.5	Andrew Jachno (62) (1)	V M	21/3/85	19.12.87	Simon Baker (58) (2)	V C	15/2
12.00.3	Mike Woods (62) (1)	N S	13/3/82	20.13.64	Baker (1)	M	2/3
12.11.4	Aian Muir (64) (2)	N S	13/3/82	20.23.91	Baker (2)	S	23/2
12.15.2	Graeme Nicholls (48) (1)	V Ballarat	17/1/70	20.29.56	Andrew Jachno (62) (2)	V M	2/3
12.15.2	Bill Dyer (61) (4)	V M	14/3/81	20.40.74	Jachno (3)	C	29/3
12.15.32	Michael Harvey (62) (4)	V M	31/1/85	20.42.30	Michael Harvey (62) (4)	V C	29/3
12.17.2	Ross Haywood (47) (1)	V M	21/3/76	20.54.56	Mike Woods (62) (3)	N S	23/2
12.20.4	Michael de Clifford (63) (1)	W M	-5/82	21.24.45	Willi Sawall (41) (4)	V M	2/3
12.20.4	Martin Richardson (63) (2)	V M	21/1/84	21.34.1	Ben Cullen (64) (2)	N S	19/1
12.22.6	Don Keane (30) (1)	V/W M	6/10/56	21.42.5	Paul Copeland (67) (2)	V M	18/12
12.23.8	Dave Cash (51) (1)	V M	7/11/81	21.47.0	George White (45) (1)	S A	16/1
12.24.5	Duncan Knox (59) (3)	V M	2/2/84	21.54.61	Duncan Knox (59) (5)	V C	29/3
12.25.3	John Smith (38) (1)	N S	8/11/80	21.56.49	Mark Thomas (62) (5)	V M	2/3
12.26.8	Frank Clark (43) (1)	N S	14/2/70	21.58.8	Rob McFadden (66) (1)	S A	21/11
12.27.29	Paul Copeland (67) (1)	V M	31/1/85	22.13.13	Keith Knox (50) (4)	N S	23/2
12.29.2	Mark Thomas (62) (5)	V M	24/11/83	22.15.06	Dave Cash (51) (6)	V M	2/3
				22.15.6	Bruce Cook (56) (1)	O/A C	13/11/82

84/85	Dave Smith (55) (1)	V M	31/1	19.07.3	Dave Smith (55) (1)	V C	15/2
11.51.45	Simon Baker (58) (2)	V M	31/1	19.16.04	Smith (3)	Paris	19/1
11.54.5	Andrew Jachno (62) (1)	V M	21/3	19.26.12	Smith (1)	C	29/3
11.56.5	Baker (1)	M	2/2	19.32.15	Smith (1)	S	23/2
12.05.17	Jachno (3)	M	31/1	19.12.87	Simon Baker (58) (2)	V C	15/2
12.11.3	Jachno (1)	M	15/1	20.13.64	Baker (1)	M	2/3
12.15.32	Michael Harvey (62) (4)	V M	31/1	20.23.91	Baker (2)	S	23/2
12.23.7	Harvey (1)	M	15/12	20.29.56	Andrew Jachno (62) (2)	V M	2/3
12.24.0	Willi Sawall (41) (1)	V M	21/3	20.40.74	Jachno (3)	C	29/3
12.25.53	Dave Cash (51) (5)	V M	31/1	20.42.30	Michael Harvey (62) (4)	V C	29/3
12.27.26	Bill Dyer (61) (6)	V M	31/1	20.54.56	Mike Woods (62) (3)	N S	23/2
12.27.29	Paul Copeland (67) (1)	V M	31/1	21.24.45	Willi Sawall (41) (4)	V M	2/3
12.31.7	Mike Woods (62) (1)	N S	31/1	21.34.1	Ben Cullen (64) (2)	N S	19/1
				21.42.5	Paul Copeland (67) (2)	V M	18/12
				21.47.0	George White (45) (1)	S A	16/1
				21.54.61	Duncan Knox (59) (5)	V C	29/3
				21.56.49	Mark Thomas (62) (5)	V M	2/3
				21.58.8	Rob McFadden (66) (1)	S A	21/11
				22.13.13	Keith Knox (50) (4)	N S	23/2
				22.15.06	Dave Cash (51) (6)	V M	2/3
				22.16.8	Richard Everson (63) (1)	S A	6/2
				22.20.22	Steve Richardson (64) (2)	V M	2/3
				22.20.4	David Thomson (45) (1)	A C	19/12
				22.30.48	Mark Dosseler (64) (1)	V C	29/3

22.38.02	Nick Ahern (69) (1)	N C	30/3	1.36.48.0	Trevor Nancarrow (64) (3)	V M	15/7
22.42.1	Draig Brill (67) (4)	V M	18/11	1.39.26.0	Jack Grmanes (67) (4)	N Richmond	23/6
22.47.5	Paul Woodhouse (62) (4)	N S	19/1	1.41.04.0	Ian Fay (60) (3)	S A	5/5
22.47.6	Grant Saunders (67) (1)	V M	19/3	1.41.09.0	Greg Rowe (61) (5)	N Richmond	23/6
22.48.4	Jack Grmanes (66) (2)	N S	6/3	1.44.16.8	Paul Num (65) (7)	V M	19/8
22.50.7	Peter Vysma (52) (5)	V M	18/12	1.45.38.4	Bruce Taylor (64) (8)	V M	19/8

22.54.73	Mark Donahoe (58) (9)	V M	2/3	I = track
23.01.48	Anthony Barrett (49) (10)	V M	2/3	
23.07.29	John Smith (36) (7)	N S	23/2	
23.09.10	Alex Crawford (67) (5)	N S	23/2	
23.12.37	Michael Bessett (68) (9)	N S	23/2	
23.14.6	Colin Barnett () (6)	N S	19/1	
23.14.77	Ben Richardson (67) (2)	N S	24/2	
23.15.0	Ian Fay (60) (1)	S A	6/11	
23.16.2	Mark Wall (56) (6)	V M	18/12	
23.25.1	Kevin Lowden (68) (6)	V M	18/12	
23.30.4	Paul Kennedy (63) (2)	V M	19/3	
23.30.6	Darrell Grimson (67) (1)	Q B	10/11	
23.34.6	Roy Stubbs (37) (4)	Q Brighton	22/6	
23.34.6	Bill Dyer (61) (1)	V M	24/11	
23.39.08	John Harris (49) (11)	Q S	23/2	
23.50.1	Tomasz Kozak (61) (1)	W P	23/2	

10KM WALK (Track)

84/85

38.47.13	Dave Smith (55) (1)	V Dubbo	30/12
41.57.76	Simon Baker (58) (1)	V S	9/3
45.49.35	Keith Knox (50) (2)	N S	9/3
46.19.14	Ben Culloe (64) (3)	N S	9/3

20 KM WALK (Road)

All-Time

1.19.52.0	Dave Smith (55) (1)	V Shanghai	16/3/85
1.21.36.0	Willi Sawall (41) (1)	V M	4/7/82
1.24.28.9	Simon Baker (58) (1)	V M	21/1/84
1.24.39.6	Andrew Jachno (62) (2)	V M	21/1/84
1.27.12.0	Tim Erickson (50) (1)	V M	14/12/80
1.28.17.1	Mike Woods (62) (30)	N Bergen	24/9/83
1.28.39.6	Michael Harvey (62) (2)	V M	8/4/84
1.29.12.0	Noel Freeman (38) (1)	V M	6/4/88
1.29.45.2	Bill Dyer (61) (3)	V M	21/1/84
1.29.46.0	Marrin Richardson (63) (3)	V M	5/2/84
1.30.22.01	Don Keane (30) (1)	V/W M	22/9/56
1.30.28.0	Ross Haywood (47) (2)	V M	5/2/78
1.31.13.2	Keith Knox (50) (1)	N S	16/9/84
1.31.14.0	Bob Gardiner (36) (2)	V M	28.6/69
1.31.39.0	Frank Clark (43) (1)	N S	4/5/68
1.31.57.0	Graeme Nicholls (48) (1)	V M	27/5/72
1.32.47.0	Peter Fullager (43) (1)	S A	11/7/72
1.32.55.0	John Sheard (48) ()	V Eschborn	30/9/79
1.33.04.0	George White (45) (1)	S A	5/5/84
1.33.14.0	Peter McCullagh (39) (1)	V London	7/5/60

84/85

1.19.52.0	Dave Smith (55) (1)	V Shanghai	16/3
1.21.17.0	Smith (2)	V Copenhagen	12/5
1.22.56.0	Smith (1)	Eschborn	3/6
1.26.31.451	Simon Baker (58) (1)	V Winnipeg	30/6
1.26.48.0	Smith (10)	Los Angeles	3/8
1.27.43.0	Baker (14)	Los Angeles	3/8
1.28.24.0	Willi Sawall (41) (16)	Los Angeles	3/8
1.31.01.0	Michael Harvey (62) (1)	V M	16/12
1.31.13.2	Keith Knox (50) (1)	N S	16/9
1.31.27.841	Harvey (5)	Wiespieg	30/6
1.32.20.0	Mike Woods (62) (1)	N Richmond	23.6
1.33.04.0	George White (45) (1)	S A	5/5
1.33.49.0	Richard Everson (63) (2)	S A	5/5
1.35.23.0	Ben Cullen (64) (3)	V Richmond	23/6
1.36.02.8	John Hart (65) (1)	N M	19/8
1.36.17.6	Paul Copeland (67) (2)	V M	18.6
1.37.03.0	Craig Brill (67) (2)	V M	15.7
1.37.38.0	Rob McFadden (66) (1)	S A	1/7
1.37.40.7	Steve Richardson (64) (3)	V M	19/8

50KM WALK

All-Time

3.46.34.0	Willi Sawall (41) (1)	V A	6/4/80
4.01.02.0	Andrew Jachno (62) (1)	V A	18/3/84
4.03.17.0	Tim Erickson (50) (25)	V Eschborn	30/9/79
4.05.41.0	Michael Harvey (62) (2)	V A	18/3/84
4.11.08.0	Bill Dyer (61) (1)	V M	15/7/84
4.13.55.0	John Sheard (48) (36)	V Eschborn	30/9/79
4.14.17.01	Bob Gardiner (36) (1)	V M	24/8/68
4.17.44.0	Keith Knox (50) (1)	N S	18/8/84
4.20.00.0	Ted Allsopp (26) (2)	V M	24/9/66
4.20.38.0	Peter Fullager (43) (1)	S A	4/9/71
4.22.50.8	Frank Clark (43) (1)	N S	26/8/67
4.23.56.2	Ian Hodgkinson (48) (1)	W P	11/9/72
4.24.19.6	Ron Crawford (36) (11)	N Tokyo	18/10/64
4.24.44.0	Bruce Cook (56) (1)	Q/A C	3/7/82
4.25.08.61	Noel Freeman (36) ()	V M	23/8/58
4.27.15.0	Duncan Knox (59) (4)	V S	9/7/83
4.27.57.0	Greg Sockhill (57) (4)	Q M	15/7/79
4.28.39.6	Steven Hansfeld (52) ()	N S	14/8/71
4.28.55.4	Robin Whyte (52) ()	A S	14/8/71
4.29.12.0	Terry D'Neil (56) (2)	V M	13/8/78

84/85

4.09.18.0	Michael Harvey (62) (11)	V LA	11/8
4.11.08.0	Bill Dyer (61) (1)	V M	15/7
4.17.44.6	Keith Knox (50) (1)	N S	18/5
4.33.59.0	Harry Summers (35) (2)	V M	15/7
4.36.03.0	Colin Barnett () (2)	N S	18/8
4.37.05.0	Ian Fay (60) (1)	S A	1/7
4.40.27.0	Peter Vysma (52) (3)	V M	15/7
4.55.10.0	John Harris (49) (3)	Q S	18/8
5.13.40.0	Tim Thompson (46) (2)	S A	1/7
5.20.02.0	Steele Beveridge (51) (4)	N S	18/8

HIGH JUMP

All-Time

2.28	John Atkinson (63) (1)	Q M	31/3/84
2.21	Peter Boyce (46) (1)	V Fresno	30/3/68
2.21	Gordon Windeyer (54) (1)	N B	3/6/76
2.20	Tony Smeazwell (42) (1)	V Tokyo	14/10/63
2.20	John Knight (58) (2)	V B	3/2/85
2.20	Mike Allen (66) (1)	V M	2/3/85
2.19	Laurie Peckham (44) (=1)	V P	23/10/65
2.184	Larry Sayers (57) (1)	N Tallahassee	22/3/80
2.18	David Hoyle (63) (1)	V A	21/3/81
2.16	Peter Wright (49) (2)	N/V Pullman	14/6/70
2.16	David Anderson (65) (1)	W B	21/3/82
2.16	Mark Barratt (58) (5)	S London	24/7/82
2.16	Ian Ruffledge (65) (1)	Q B	3/3/84
2.15	Mark Lane (64) (1)	Q M	30/3/84
2.144	Colin Ridgway (39) (1)	V Laredo	10.3/62
2.14	Michael Dick (61) (1)	A P	24/3/79
2.14	Jeff Parker (65) (2)	N B	21/3/82
2.14	Angus Waddell (64) (1)	Q B	5/9/82
2.134	Bryan Burgess (50) (1)	V A	26/2/72
2.134	David McMenamin (51) (3)	V Gameville	26/3/76

84/85

2.21	John Atkinson (63) (1)	Q LA	10/8
2.20	John Knight (58) (2)	V B	8/2
2.20	Mike Allen (66) (1)	W P	2/3
2.18	Allen (1)	P	15/12
2.16	Atkinson (4)	Sacramento	21/7
2.16	Knight (1)	Rendgo	15/12
2.16	Allen (1)	C	30/3

2.15	Allen (1)	P	12/1	84/85			
2.15	Allen (1)	M	31/1	5.20	Neil Honey (63) (1)	V C	30/3
2.15	Knight (2)	M	31/1	5.12	Honey (3)	A	16/3
2.15	Allen (1)	P	17/2	5.00	Honey (1)	A	26/1
2.15	Knight (1)	M	3/3	5.00	Honey (2)	M	21/3
2.12	Mark Barratt (58) (1)	S A	8/3	4.90	Honey (1)	M	18/12
2.12	Philip Henderson (67) (1)	V C	30/3	4.90	Honey (1)	M	2/3
2.10	Mark Lane (64) (1)	O B	17/11	4.90	Rob Chisholm (57) (3)	V M	21/3
2.10	David Hoyle (63) (=1)	V M	8/12	4.85	Kym Simons (58) (1)	S A	23/3
2.10	Ian Rutledge (65) (1)	O B	2/1	4.85	Honey (3)	S	24/3
2.10	Neale Smith (65) (2)	N A	27/1	4.80	Rob Huddle (54) (2)	V C	30/3
2.10	Jeff Parker (65) (1)	N A	16/3	4.75	John Mathinson (65) (2)	S A	23/3
2.09	Joe Cardone (65) (1)	S A	1/12	4.70	Gavin Vernon (59) (1)	N S	5/12
2.09	Michael Hawkey (66) (2)	V C	30/3	4.70	Bruce Barbour (64) (3)	Q C	30/3
2.09	Simon Shirley (66) (3)	Q C	30/3	4.66	Simon Arkell (66) (3)	S A	23/3
2.08	Des Braithwaite (65) (1)	V San Franc	5/5	4.60	Nezir Avdic (57) (1)	V M	17/11
2.08	Anthony Ryan (65) (1)	N S	24/2	4.60	Robert Sadler (58) (1)	NZ/S A	24/2
2.08	Clive Munzberg (67) (1)	O B	16/3	4.60	Mark Stewart (62) (5)	V M	2/3
2.07	Dave Harrison (66) (1)	O B	26/10	4.50	Peter Hadfield (55) (dec)	N LA	9/8
2.07	Andrew Rogers (69) (1)	S A	9/3	4.50	Murray Priestley (65) (1)	V M	19/1
2.06	Andrew Ritson (66) (1)	V M	27/10	4.50	Chris Spillane (67) (1)	V M	2/2
2.06	David Correll (67) (2)	S A	1/12	4.50	Tim Foster (67) (1)	S A	11/3
2.06	Damian Mednis (66) (1)	O B	2/3	4.45	Paul Anderson (62) (4)	V M	21/3
2.05	Peter Agnew (67) (1)	N S	20/10	4.42	Justin Thomas (67) (=4)	S A	23/3
2.05	John Yaxley (61) (3)	O B	17/11	4.42	Rob Jamryn (65) (=4)	S A	23/3
2.05	Andrew Munzberg (65) (2)	S A	15/12	4.40	Brett Randall (59) (5)	V A	1/12
2.05	Mark Tully (67) (1)	V M	1/12	4.44	Peter Fossey (59) (1)	V M	2/12
2.05	Richard Sandilands (67) (1)	N M	26/11	4.30	Roger Smith (63) (2)	S A	9/2-
2.05	Paul Cameron (67) (2)	Q M	26/11	4.30	Jirra Ware (68) (1)	N S	16/2
2.05	Ray Smith (66) (2)	N M	28/11	4.30	Stuart Andrews (62) (=8)	N C	30/3
2.05	David Anderson (65) (2)	W P	12/1	4.23	Peter Daish (68) (6)	S A	23/3
2.05	Anthony Baker (65) (1)	T H	9/2	4.20	Peter Dyer (58) (1)	NZ/N S	24/11
2.05	Mark Howard (66) (4)	V M	21/3	4.20	John Adamopoulos (67) (2)	V M	25/11
2.03	Martin Osen () (1)	V M	20/10	4.20	Anthony Hough (64) ()	N S	14/3
2.03	Herb McClelland (69) (1)	W P	20/10	4.20	Adam Steinhardt (69) (2)	S A	2/3
2.02	T. Kaveris (69) (1)	Q M	27/11	4.15	Chris Bradshaw (61) (8)	V M	2/3
2.02	Glen Jones (68) (4)	N B	16/3	4.15	Colin Mackie (60) (9)	V M	2/3
2.01	Matt Brilow (69) (1)	S A	20/10	4.15	Brendan Stevenson () (10)	V M	2/3
2.01	Steve Wachtel (64) ()	S A	23/3	4.11	Serge Ambrose (65) (7)	S A	23/3
2.00	Darren Butler (67) (1)	V M	3/11	4.09	L Smith () (1)	A C	17/11
2.00	Rods Herring (64) (1)	N S	17/11	4.05	David Gluyas (67) (2)	S B	9/12
2.00	Mark Nugent (64) (1)	S A	24/11	4.05	Luke Veal (60) (2)	V Warragul	27/1
2.00	Peter Beames (63) (2)	V C	19/12	4.05	James Govan (53) (3)	V Warragul	27/1
2.00	Sean Seery (63) (1)	N S	2/1	4.05	Trevor Twitt (63) (5)	V Warragul	27/1
2.00	Geoff Jones (59) (2)	N S	2/1	4.00	Michael Smith (61) (1)	V M	27/10
2.00	Mark Gavarella (66) (2)	N S	26/1	4.00	Adrian Faccioni (65) (2)	A B	17/5
2.00	Peter Milford (67) (7)	Q B	3/2	4.00	Stephen Bews (62) (dec)	V M	13/12
2.00	Grant Ward (61) (1)	A C	1/12	4.00	Mark Spivey (61) (1)	V M	26/1
2.00	Domonic See (63) (4)	A C	17/2	4.00	Dragan Gigovic (68) (3)	O B	3/2
2.00	Andrew John (63) (3)	N S	23/2				
2.00	Paul Cleary (62) ()	A C	9/3				

POLE VAULT

All-Time

5.33	Don Baird (51) (1)	V Long Beach	16/4/77
5.30	Ray Boyd (51) (1)	V M	15/3/76
5.20	Neil Honey (63) (1)	V C	30/3/65
5.19	Ed Johnson (48) (1)	V M	4/12/71
5.15	Andy Stewart (55) (2)	V M	24/2/80
5.00	Rob Chisholm (57) (1)	V M	12/11/83
4.95	Rob Huddle (54) (1)	V M	29/2/77
4.90	Greg Wainwright (61) (1)	S A	25/2/84
4.88	Mike Sullivan (45) (1)	V M	17/3/68
4.85	Kym Simons (58) (1)	S A	23/3/85
4.83	Trevor Bickle (43) (1)	W M	16/3/68
4.81	Peter Hadfield (55) (dec)	N A	8/4/84
4.80	Brett Randall (59) (2)	V M	22/11/80
4.80	John Mathinson (65) (2)	S A	11/3/84
4.78	Ross Fustie (39) (1)	V S	26/2/66
4.70	Mark Stewart (62) (6)	V M	1/4/84
4.70	Gavin Vernon (59) (1)	N S	5/11/84
4.70	Bruce Barbour (64) (3)	O C	30/3/85
4.66	Simon Arkell (66) (3)	S A	23/3/85
4.65	Terry Hand (58) (2)	V M	8/3/80

LONG JUMP

All-Time

8.27 (-1.2)	Gary Honey (59) (1)	V Budapest	20/8/84
8.08 ()	Chris Commons (50) (1)	V S	14/1/76
8.07 ()	Allan Crawley (41) (2)	V LA	9/7/67
8.04 ()	Phil May (45) (1)	W P	8/12/70
7.95 ()	Ross Blackman (51) (1)	Q Eugene	4/5/74
7.91 ()	Murray Tolbert (46) (1)	N S	4/3/72
7.91 ()	Ken Lorrainway (56) (1)	A C	30/1/82
7.77 ()	Bruce Field (47) (1)	V M	17/3/70
7.76 ()	Ian Campbell (57) (2)	V M	13/11/79
7.76 ()	Steve Knott (59) (1)	T H	16/1/82
7.73 ()	Graham Taylor (46) (1)	O C	25/5/71
7.72 ()	Peter Buttery (47) (1)	Q S	15/1/71
7.71 ()	Ian Tomlinson (36) (1)	W S	12/8/64
7.70 ()	Peter Halson (56) (1)	V M	1/12/73
7.68 ()	Peter Hadfield (55) (dec)	N S	17/12/77
7.68 (+1.8)	Michael Morgan (66) (1)	V C	16/2/85
7.66 ()	Laune Walkley (47) (1)	N S	27/3/89
7.66 ()	Peter Reece (44) (2)	S B	13/3/71
7.65 ()	Don Commons (52) (2)	V S	14/1/78
7.66 (-1.4)	David Gilbert (67) (1)	V C	30/3/85

HAMPTON SUPER-RITE

ARE PROUD TO
SUPPORT AMATEUR ATHLETICS
AND WISH ALL COMPETITORS
AT EVERY LEVEL
THE GREATEST
POSSIBLE SUCCESS

562 HAMPTON STREET
HAMPTON, VIC.
PHONE: 598 1667

**"SPECIALS EVERY DAY
OF THE WEEK"**

DEPAK

DETMOLD PACKAGING

REG PROP C. P. DETMOLD PTY LTD

Specialists in Manufacturing for:

- ★ **FAST FOOD OUTLETS:** Plastic & Foil Containers, Paper Bags, Foil Lined Chicken Bags, Plastic Cutlery.
- ★ **INDUSTRIAL DIVISION:** Printed Plastic Containers, Yoghurt - Cream - Margarine, etc, SOS & Fiat Bags, Paper Laminates, Quality Flexo Printers, Art Dept, Slitting Sheeting etc.

FOR ALL PACKAGING REQUIREMENTS

**CNR CARROLL & BUNNEY ROADS
SOUTH OAKLEIGH, VIC, 3167
Telephone: (03) 551 6622**



GROLLO HOMES

Builders & Designers of:
■ New Homes ■ Additions & Alterations
COMMERCIAL & INDUSTRIAL BUILDINGS

B. L. & M. GROLLO HOMES PTY LTD

261 BULLEEN RD, BULLEEN,
VIC, 3105

Telephone: (03) 850 4311



S Sheraton Hotel
111 Swanston St. Melbourne, Vic. 3000

**For peace
and quiet
that's close
to
everything**

The SHERATON offers first class accommodation in a superb location that's quiet and yet very convenient.

- ★ Facing the magnificent Treasury Gardens.
- ★ Only a minute's stroll from the fashionable Paris End of Collins Street with its exclusive boutiques, restaurants and sidewalk cafes.
- ★ The best of Melbourne's Live Theatres within easy walking distance as are the large department stores.
- ★ Every suite has its own TV, radio, refrigerator, tea and coffee making facilities, automatic dial-out telephones.
- ★ All rooms air conditioned.
- ★ 24 hour room service.
- ★ Undercover car park.
- ★ Wedding and business conventions catered for.

**Call now: (03) 63-9961
Toll Free Reservations: (008) 33-1116**

04/05

8.27 (+1.2)	Gary Honey (59) (1)
8.24 (-0.8)	Honey (2)
8.09 (0.0)	Honey (6)
7.99 (+0.7)	Honey (2)
7.97 ()	Honey (1)
7.93 (-1.0)	Honey (qual)
7.92 (+2.0)	Honey (1)
7.90 (+0.6)	Honey (1)
7.87 (-0.9)	Honey (1)
7.85 (+1.0)	Honey (1)
7.68 (+1.8)	Michael Morgan (61) (1)
7.66 (+1.4)	David Culbert (67) (1)
7.59 ()	Peter Beames (63) (1)
7.54 (+0.7)	Simon Shirley (66) (mult)
7.53 ()	Steve Knott (59) (1)
7.44 (+0.5)	Brian Hutchins (58) (5)
7.41 (+0.7)	Ian Reed (65) (-)
7.35 (+0.4)	Glen Carrol (67) (1)
7.28 ()	Ross Kier (66) (1)
7.25 ()	Lucio DeBiasi (63) (1)
7.25 ()	Geoff Jones (59) (1)
7.23 (+1.8)	Jason Swan (61) (2)
7.22 ()	Chris Jackson (61) (1)
7.19 ()	Paul Cleary (62) ()
7.18 ()	Eddy van der Jagt (67) (2)
7.16 (+1.8)	John Smith (53) (5)
7.13 (+0.7)	Peter Hadfield (55) (def)
7.13 ()	Bruce Barbour (64) (2)
7.13 ()	Glen Rosen (64) (1)
7.10 ()	Graig Smythe (63) (2)
7.08 (0.0)	Doug Penman (66) (3)
7.07 ()	Robbie Wood (66) (2)
7.07 ()	Clint Harvey (68) (1)
7.07 ()	Chris Nunn (58) (1)
7.07 (+1.2)	Nick Broome (61) (4)
7.06 ()	Ian van Roden (66) (1)
7.04 (+1.8)	Allan Fyfe (57) (mult)
7.04 (+0.8)	Sean Wilson (68) (7)
7.04 ()	Carl Slatyer (62) (-)
7.04 ()	Paul Gestro (64) (-)
7.01 (+1.4)	Attila Cloak (68) (2)
7.01 ()	Peter Fossey (59) (dec)
7.00 ()	John MacKenzie (65) (1)
7.00 (+1.9)	Nevl Honey (63) (-)

Wind Assisted

8.39 (+8.2)	Honey (2)	Sacramento	21/7
7.48 (+2.9)	Hadfield	B	13/4
7.46 (+2.8)	Fossey	B	13/4
7.45 (+4.5)	Hutchins (1)	S	5/1
7.44 (+2.2)	Reed (4)	C	31/3
7.36 (+2.3)	Carroll (3)	C	30/3
7.33 (+2.3)	Tony Dunn (68) (2)	V B	17/3
7.23 (+4.5)	Wilson (1)	B	7/12
7.11 (+2.3)	Robert Hallam (62) (2)	N S	23/2

TRIPLE JUMP

All-Time

17.46 (+1.7)	Ken Lorraway (56) (1)	A London	7/8/82
17.09 (-0.5)	Ian Campbell (57) (2)	V M	17/1:80
17.02 (-2.0)	Phil May (45) (6)	W Mexico C	17/10/68
16.55 ()	Don Commons (52) (1)	V C	30/10/77
16.53 ()	Mick McGrath (47) (1)	W N M	15/2/69
16.36 ()	John Baguley (40) (-)	W P	24/2/62
16.28 ()	Ian Tomlinson (36) (1)	W P	24/2/62
16.23 ()	Graham Boase (41) (1)	S A	22/4/64
16.22 ()	Phil Wood (53) (1)	V Edmonton	2/8/78
16.22 ()	Peter Beames (63) (1)	V A	11/2/84
16.08 ()	Gary Honey (59) (1)	V M	21/2/81
16.00 ()	Layne Walkley (47) (1)	N S	25/11/72
15.78 ()	Jack Metcalfe (12) (1)	N S	14/12/35
15.70 ()	Lloyd Miller () (1)	N S	11/2/39
15.69 ()	Maurie Drew (42) (-)	V M	4/2/67

V Budapest	20/8
LA	6/8
Zurich	22/8
Berlin	17/8
Berkeley	14/7
LA	5/8
C	16/3
C	31/3
Seoul	29/9
M	21/3
V C	16/2
V C	30/3
V C	23/1
Q B	7/12
T H	2/2
N C	31/1
V C	31/1
N B	17/3
V M	24/11
V M	8/12
N S	13/3
S A	24/2
A C	
A C	
N S	15/12
V A	26/1
N LA	8/8
Q B	9/3
N S	6/3
V M	8/12
N S	1/12
V M	3/11
Q B	16/2
S A	11/1
V M	21/3
Q M	27/11
N S	13/10
V M	30/1
N Auburn	30/12
N Auburn	30/12
V B	7/12
V M	9/3
W P	12/1
V M	3/3

Sacramento	21/7
B	13/4
B	13/4
S	5/1
C	31/3
C	30/3
V B	17/3
B	7/12
N S	23/2

A London	7/8/82
V M	17/1:80
W Mexico C	17/10/68
V C	30/10/77
W N M	15/2/69
W P	24/2/62
W P	24/2/62
S A	22/4/64
V Edmonton	2/8/78
V A	11/2/84
V M	21/2/81
N S	25/11/72
N S	14/12/35
N S	11/2/39
V M	4/2/67

15.66 ()	David Commons (56) (3)
15.66 ()	Paul Cleary (62) (1)
15.63 ()	Basil Dickinson (07) (2)
15.61 ()	Brian Diver (29) (1)
15.55 ()	Chris Commons (50) (3)

04/05

16.44 (0.0)	Ken Lorraway (56) (4)
16.44 ()	Lorraway (-)
16.31 ()	Peter Beames (63) (1)
16.06 (+0.7)	Lorraway (6)
16.04	Lorraway (4)
15.92 (-0.3)	Lorraway (qual)
15.84 ()	Beames (1)
15.82 (+1.1)	Lorraway (3)
15.76 (+1.7)	Beames (-)
15.62 ()	Beames (1)
15.54 (+0.8)	Matt Sweeney (66) (-)
15.38 ()	Robert Syme (64) (1)
15.27 ()	Greg Plawewski (63) (1)
15.15 ()	Andrew Newton (63) (1)
15.04 ()	Ian van Roden (66) (1)
14.97 ()	Paul Simensen (66) (1)
14.96 ()	Stephen Kapera (68) (1)
14.95 (+1.6)	Andrew Buchan (68) (3)
14.86 ()	Jason Swan (61) (2)
14.85 ()	David Rooney (59) (4)
14.81 (+1.1)	Bohdan Babjczuk (52) (3)
14.80 (+0.1)	Tim Barnes (67) (1)
14.73 (+1.3)	John MacKenzie (65) (5)
14.71 ()	Don Commons (52) (1)
14.69 ()	Arian Flynn (67) (1)
14.63 ()	Nick Hodgson (63) (1)
14.59 ()	Peter Hewitt (61) (1)
14.57 (+1.1)	Peter Beaty (67) (6)
14.56 ()	Clay Tompkins (53) (1)
14.47 ()	Shane Bisborough (68) (1)
14.47 ()	Peter Stanley (57) (1)
14.46 (+1.6)	Attila Cloak (68) (3)
14.40 ()	Richard Fallon (65) (2)
14.40 ()	Carl Alexander (68) (3)
14.40 ()	Phillip Mueller (67) (4)
14.38 ()	David Zorin (57) (2)
14.32 ()	Clint Harvey (68) (6)
14.32 ()	George Murrell (60) (2)
14.27 ()	Michael Bourke (64) (1)
14.26 (+1.5)	Craig Smythe (63) (-)
14.22 ()	Stuart Andrews (62) (2)
14.22 ()	Greg Harvey () (1)
14.20 ()	Russell Sarah (46) (1)
14.19 ()	Brian McNamara (55) (2)
14.02 ()	Stephen Hoopell (59) (5)

A London	7/8/82
V M	17/1:80
W Mexico C	17/10/68
V C	30/10/77
W N M	15/2/69
W P	24/2/62
W P	24/2/62
S A	22/4/64
V Edmonton	2/8/78
V A	11/2/84
V M	21/2/81
N S	25/11/72
N S	14/12/35
N S	11/2/39
V M	4/2/67

Unconfirmed

14.98 ()	Sean Ralphsmith () (1)	V M	27/10
-----------	-------------------------	-----	-------

SHOT PUTT

All-Time

18.89	Stuart Gynghel (63) (1)	N M	21/3/85
18.52	Phil Nettle (54) (1)	S S	12/2/84
18.40	Mall Barber (56) (1)	W P	4/10/81
18.14	Ray Rigby (49) (1)	V M	4/3/83
17.54	Wayne Barber (60) (1)	W P	2/3/85
17.52	Peter Phillips (42) (1)	Q B	23/9/73

V M	12/2/77
V M	19/12/81
N S	14/12/35
NT Auckland	9/2/50
V M	20/11/74

A London	23/8
Loughborough	17/6
V A	16/3
Oslo	28/6
Osaka	15/1
LA	3/8
S	9/2
Byrkjelo	1/7
C	30/3
C	17/2
V C	30/3
S A	3/1
S A	23/2
W P	-/11
Q B	3/3
V M	27/11
Q M	28/11
V C	29/3
S A	15/12
N A	29/1
V M	2/3
N B	16/3
W C	29/3
V M	26/1
N S	27/1
V M	1/12
Q B	3/11
V C	29/3
N S	19/1
V M	9/12
V M	1/2
V B	9/12
A C	6/10
W M	28/11
W B	9/12
Q B	3/11
Q B	9/12
S A	4/1
V M	26/1
V M	2/3
N B	17/5
W P	13/10
V Warragul	26/1
V Warragul	26/1
N S	24/2

Loughborough	17/6
C	30/3
C	30/3
S	24/12
C	29/3
S	24/2
C	30/3
S	23/1

17.39	Mike Barry (53) (1)	J M	31/31/74	51.25	Joe Quigley (61) (1)	V M	24/11/84
17.36	Peter Miskov (38) (1)	V Charleston	23/5/64	51.24	Ken Soutar (57) (1)	N S	10/2/78
17.35	Warwick Selvey (39) (1)	N/V M.	22/4/82	51.22	Jamie Highland (65) (1)	W P	15/12/84
17.34	Paul Nandapi (61) (2)	V M	31/1/85	51.16	Ron Lunt (46) (1)	N/V S	20/10/73
17.25	Bill Meywes (60) (1)	N S	2/2/83	84/85			
17.18	Alex Brown (51) (2)	W P	26/3/72	61.86	Paul Nandapi (61) (1)	V S	24/2
17.14	Joe Quigley (61) (3)	V M	31/1/85	61.28	Nandapi (1)	M	10/11
16.88	John Minns (67) (1)	V Geelong	15/12/84	61.16	Nandapi (1)-	C	30/3
16.88	John McNamara (61) (1)	Q B	3/3/85	60.80	Nandapi (1)	M	21/3
16.78	Richard Brown (40) (2)	USA/W S	22/3/80	60.40	Nandapi (3)	London	23/6
16.72	Greg Sedgwick (62) (2)	O B	9/2/85	60.06	Nandapi (1)	C	17/2-
16.66	Merv Kemp (42) (2)	S A	22/3/70	60.02	Nandapi (1)	M	2/3
16.61	Wayne Martin (55) (1)	N B	3/6/78	59.98	Nandapi (1)	Milan	20/6
16.57	Barry Donath (33) (qual)	V M	28/11/56	59.80	Nandapi (2)	Molletta	1/7
				59.48	Nandapi (1)	M	17/11
				55.96	Bill Apostolids (63) (1)	N S	27/1
				55.68	Werner Reiterer (68) (3)	V M	2/3
				55.42	Vlad Slavnic (58) (2)	V G	30/3
				54.56	Dick Piman (52) (1)	Q B	2/3
				53.90	Phil Nettle (54) (1)	S S	24/3
				53.10	Stuart Gyngell (63) (4)	N M	2/3
				52.62	John Hancy (60) (1)	W P	9/3
				51.25	Joe Quigley (61) (1)	V M	24/11
				51.22	Jamie Highland (65) (1)	W P	15/12
				51.00	Ken Soutar (57) (2)	N S	27/1
				51.00	Sean Carlin (67) (2)	S C	30/3
				50.18	Sam Hays (61) (1)	N S	10/11
				49.48	Mark Henderson (63) (2)	Q B	2/3
				49.16	Merv Kemp (42) (1)	S C	3/11
				48.96	John Minns (67) (1)	V Geelong	24/11
				48.38	Warwick Selvey (39) (3)	A C	30/10
				48.30	Peter Hatfield (55) (2)	N Los Gatos	7/7
				47.76	Greg Sadgwick (62) (2)	Q B	16/1
				47.50	John Light (65) (1)	Q B	2/1
				47.30	Alan Bray (64) (qual)	Q C	29/3
				47.28	Matt Barber (58) (2)	W P	1/12
				46.32	Shane Wigney (59) (1)	V M	1/12
				46.12	Peter McGrath (61) (3)	V S	27/1
				46.10	Ian Bowler (65) (4)	Q B	24/2
				46.08	Martin Harland (63) (3)	N S	19/12
				45.80	Bentley Laidler (68) (3)	W P	1/12
				45.74	Philo Frikovic (64) (4)	N S	19/12
				45.50	David Sullivan (65) (3)	N S	10/11
				45.32	Bruce Severns (53) (1)	V M	24/11
				45.28	Peter Lonsdale (65) (2)	Q B	2/1
				45.24	Larry Sisa (64) (2)	V M	1/12
				44.62	Todd Davey (66) (3)	W P	2/1
				44.46	Robert Minshall (63) (7)	V M	2/3
				44.38	Ray Edwards (67) (6)	Q C	30/3
				44.32	Guy Adamson (64) (2)	V B	17/5
				44.30	Craig Watson (66) (1)	T L	17/2
				44.14	Stuart Andrews (62) (3)	N B	17/5
				43.36	Colin Colenso (65) (1)	V Geelong	1/3
				43.28	Wayne Barber (60) (4)	W P	1/12

84/85

18.89	Stuart Gyngell (63) (1)	N M	21/3	21/3			
18.45	Gyngell (1)	C	31/3	55.42			
18.44	Gyngell (1)	S	13/2	54.56			
18.35	Gyngell (1)	S	16/3	53.90			
18.29	Gyngell (1)	M	3/3	53.10			
18.27	Gyngell (1)	S	23/2	52.62			
18.22	Gyngell (1)	S	27/2	51.25			
18.07	Gyngell (1)	S	24/3	51.22			
17.79	Gyngell (1)	A	26/1	51.00			
17.76	Gyngell (1)	S	9/2	51.00			
17.72	Phil Nettle (54) (1)	S Pavia	10/6	50.18			
17.34	Wayne Barber (60) (1)	W P	2/3	49.48			
17.35	Matt Barber (58) (1)	W P	3/11	49.16			
17.34	Paul Nandapi (61) (2)	V M	31/1	48.96			
17.14	Joe Quigley (62) (3)	V M	31/1	48.38			
16.88	John Minns (67) (1)	V Geelong	15/12	48.30			
16.88	John McNamara (61) (1)	Q B	3/3	47.76			
16.72	Greg Sedgwick (62) (2)	Q B	9/2	47.50			
15.87	Peter McGrath (61) (1)	N S	2/2	47.30			
15.73	Werner Reiterer (68) (1)	V C	30/3	47.28			
15.70	Bentley Laidler (68) (1)	W P	2/3	46.32			
15.55	Peter Lonsdale (65) (2)	D C	30/3	46.12			
14.69	Sam Hays (61) (2)	N S	10/11	46.10			
14.65	John Hancy (60) (1)	W P	2/1	46.08			
14.59	Craig Watson (66) (3)	T C	30/3	45.80			
14.57	Grant Edwards (62) (2)	N S	15/12	45.74			
14.50	Stephen Hall (63) (3)	V M	3/3	45.50			
14.49	Loris Bertolacci (54) (1)	V M	13/10	45.32			
14.48	Ray Edwards (67) (2)	Q B	16/1	45.28			
14.45	Philo Frikovic (65) (6)	N S	23/3	45.24			
14.42	Merv Kemp (42) (2)	S C	19/12	44.62			
14.42	Stephen Liggins (65) (4)	C	30/3	44.46			
14.32	Phillip Spivey (61) (3)	V C	19/12	44.38			
14.30	Shane Wigney (59) (1)	V M	15/1	44.32			
14.28	Robert Wagner () (3)	N S	5/1	44.30			
14.14	Jamie Highland (65) (1)	W P	3/11	44.14			
14.03	Robert Gardner (45) (3)	N S	13/2	43.36			
14.02	Alan Davies (65) (1)	N S	28/1	43.28			
13.90	John Payne (66) (2)	N S	24/2				

DISCUS THROW

All-Time							
65.08	Wayne Martin (55) (1)	N Newcastle	3/1/79	75.90	Peter Farmer (52) (1)	N Vanves	14/8/79
61.86	Paul Nandapi (61) (1)	V S	24/2/85	73.80	Hans Lotz (47) (1)	V M	25/4/83
58.90	Warwick Selvey (39) (1)	N/V A.	26/2/67	68.86	Joe Quigley (61) (1)	V S	24/3/85
57.68	Phil Nettle (54) (1)	S S	23/3/80	68.10	Phillip Spivey (61) (4)	V Formia	30/6/84
56.96	Dick Piman (52) (1)	Q B	4/6/78	65.16	Gus Puopolo (48) (2)	V M	6/3/82
56.86	Vlad Slavnic (58) (1)	V B	20/3/82	63.68	Dick Leffler (32) (1)	V M	30/5/64
55.96	Bill Apostolids (63) (1)	N S	27/1/85	63.66	Dave Huxley (58) (1)	T M	4/2/81
55.68	Werner Reiterer (68) (3)	V M	2/3/85	63.08	Loris Bertolacci (54) (1)	V S	23/3/80
54.99	Len Vlahovic (40) (1)	W P	12/12/70	62.82	Greg Farmer (55) (1)	N C	1/13/79
54.22	Merv Kemp (42) (1)	S A	5/3/77	62.50	Andy Pollock (47) (3)	V A	21/3/81
53.10	Stuart Gyngell (63) (4)	N M	2/3/85	61.60	Eugene Bna (62) (3)	S M	31/3/84
53.08	Rudy Villani (52) (1)	V M	15/10/77	61.27	Sean Carlin (67) (qual)	S M	2/3/85
52.62	John Hancy (60) (1)	W P	9/3/85	60.98	Mile Bodiroza (47) (1)	N S	4/9/77
51.98	Rob Wilks (54) (1)	V M	61/80	60.11	Bob Brown () (1)	Q Woodford	11/8/67
51.46	Craig Considine (58) (1)	V M	22/10/77	59.89	Charlie Morris (26) (1)	N S	27/10/62
51.42	Peter Hatfield (55) (2)	N S	31/1/76	59.46	Wai Jacenko (46) (1)	N S	23/3/83
				59.46	Robert Wagner () (2)	N S	13/2/84
				59.18	Ron Frazley (45) (1)	Q P	26/3/72

HAMMER THROW

59.04	John Rofe (54) (1)	S M	24/3/84
58.92	Brad Monk (63) (1)	Q B	9/3/85
84/85			
70.56	Hans Lotz (47) (1)	V A	26/1
70.02	Lotz (1)	C	31/3
68.86	Joe Guigley (61) (1)	V S	24/3
68.76	Lotz (1)	M	12/2
68.10	Phillip Spivey (61) (4)	V Formia	30/6
67.50	Lotz (1)	M	21/3
67.36	Guigley (1)	M	2/3
67.68	Guigley (2)	M	21/3
66.96	Spivey (1)	C	9/1
66.80	Lotz (2)	M	2/3
62.00	Greg Farmer (55) (1)	N S	13/12
61.62	Loris Bertolacci (54) (2)	V M	8/12
61.36	Sean Carlin (67) (1)	S A	20/4
59.84	Eugene Bria (62) (1)	S A	24/2
59.46	Robert Wagner (1) (2)	N S	13/12
58.92	Brad Monk (63) (1)	Q B	9/3
58.64	George Malachowski (49) (2)	V M	20/10
57.52	Vince Muccitelli (66) (1)	V M	26/1
57.30	John Rofe (54) (1)	S Salisbury	13/10
57.22	Scott Ellard (65) (qual)	V M	2/3
57.14	Jave Huxley (58) (2)	T C	23/1
56.16	Wal Jacenko (46) (3)	N S	23/2
55.98	Neil Tait (60) (qual)	V M	2/3
54.64	Ian Ison (48) (3)	N S	13/12
54.46	George Iliopoulos (65) (2)	V M	2/3
54.00	Stephen Hall (63) (1)	V M	10/11
53.06	Ron Stanojevic (60) (1)	V M	1/12
52.80	Roger Glass (50) (1)	V M	8/12
52.26	Gus Puopolo (48) (2)	V C	9/1
52.25	Phil Robinson (53) (1)	W P	17/2
50.96	Peter Bakxvanis (67) (1)	V M	2/2
50.90	Grant Edwards (62) (2)	N S	9/2
50.16	Jamie Highland (65) (2)	W P	12/1
49.46	Craig Watson (66) (2)	T M	15/12
48.40	Tom Murrell (62) (1)	S B	15/5
49.06	Philip Frikovic (64) (4)	N S	8/12
47.44	Bruce Stanton (61) (2)	W P	24/11
46.90	Adam Matthews (64) (4)	S A	8/12
46.84	Merv Kemp (42) (5)	S A	8/12
46.72	Russell Alpheg (59) (1)	V M	13/10
46.30	Andrew Heyes (61) (2)	N S	17/11
46.10	Greg Taylor (66) (4)	N C	29/3
46.00	Andrew Clarke (59) (3)	T M	13/12
45.66	Peter Brebner (48) (1)	S A	10/11
45.46	Harry Orzes (56) (1)	Q B	24/2
45.44	David Kozlowski (64) (2)	S A	24/11
44.90	Shane Perkins (69) (2)	Q B	9/3

JAVELIN THROW

All-Time			
82.84	Manfred Rohkamper (54) (1)	V S	22/3/80
81.01	Nick Birks (38) (1)	S A	24/2/82
80.42	Sig Kosick (46) (1)	N/V M	1/11/71
80.20	Gary Calvert (54) (qual)	S/V M	14/2/81
80.06	Ron Carlton (44) (1)	V M	19/11/86
78.22	David Dixon (65) (1)	S A	14/3/84
78.12	Reg Spiers (41) (1)	S A	14/12/63
78.11	Ait Mitchell (41) (1)	N P	24/11/62
76.70	Jamie Highland (65) (1)	Q P	10/11/84
75.60	Colin Carbis (56) (2)	V M	9/2/80
75.41	Peter Lawler (43) (1)	N B	14/3/71
73.50	Peter Dohnt (63) (1)	S A	26/1/85
73.46	Greg Gynn (1) (1)	N S	5/7/70
73.24	Bruce Edington (53) (1)	S A	18/11/72
72.97	Bob Lacy (40) (1)	V M	20/11/69
72.85	Greg Nicol (39) (1)	N S	4/2/67
72.58	Peter Thornton (63) (1)	S B	21/3/82
72.16	Bruce Dergate (60) (1)	N M	26/1/81
71.88	Murray Keen (65) (1)	W P	2/1/85
71.10	Mike Mannion (41) (3)	V/T H	20/2/65

84/85

76.70	Jamie Highland (65) (1)	W P	10/11
76.46	Highland (1)	P	23/2
74.46	Highland (1)	P	9/2
74.32	David Dixon (65) (1)	San Francisco	5/5
73.92	Highland (1)	P	1/12
73.76	Highland (2)	C	31/3
73.50	Peter Dohnt (63) (1)	S A	26/1
73.16	Highland (1)	P	8/3
72.74	Dohnt (1)	A	24/2
71.88	Murray Keen (65) (1)	W P	2/1
70.60	Martin Hesse (67) (1)	N B	8/12
70.48	Rob Lathbridge (53) (1)	V M	15/12
69.22	Damian Baker (61) (2)	S A	24/2
68.64	Ben Hodgson (66) (1)	S A	24/11
68.60	Dan Birks (66) (3)	S C	30/3
67.70	Tim Hayes (66) (1)	Q B	2/3
66.46	Simon Steyn (67) (1)	N S	27/1
66.34	Lyle Daniel (50) (1)	Q B	3/3
65.90	Colin Carbis (56) (1)	V M	31/1
65.28	Guy Le Page (65) (3)	S A	16/3
64.26	Bruce Dergate (60) (2)	N S	24/2
63.82	Rod McCafferty (62) (1)	T L	16/2
63.80	Francois Rayk (47) (3)	N S	24/2
63.62	Wayne Martell (64) (1)	Q B	9/1
63.54	Darren Marx (67) (1)	V M	2/3
63.50	Adam Matthews (64) (3)	S A	3/11
62.94	Hakan Oztas (68) (1)	N S	12/1
62.90	Darren Bushell (68) (1)	N S	27/1
62.66	Russell Spinks (57) (1)	V M	19/1
62.26	Ailan Flynn (67) (2)	N S	27/1
61.40	Craig Watson (66) (2)	T L	16/2
61.22	Ian Boller (65) (7)	Q C	30/3
60.90	Mark Freund (65) (1)	Q B	15/12
60.90	Adrian Faccioni (65) (1)	A C	16/2
60.82	Zdrislav Dobicki (56) (5)	S A	1/12
60.34	Peter Thornton (63) (6)	S A	1/12
60.24	Glen Baggley (67) (1)	Q B	26/1

DECATHLON

All-Time

8090	Peter Hadfield (55) (1)	N A	8/4/84
7587	Geoff Smith (45) (1)	N S	4/1/70
7321a	Simon Shirley (66) (4)	Q B	14/4/85
7295a	Stuart Andrews (62) (3)	N C	15/4/84
7270a	Rob Lathbridge (53) (3)	V Ch'church	27/1/74
7245a	Peter Fossey (59) (5)	V B	14/4/85
7208a	Chris Nunn (58) (2)	S B	5/9/82
7302	Stephen Bews (62) (2)	V M	18/3/84
7272	John Hamann (42) (2)	S S	26/3/68
7138a	Geoff Jones (59) (1)	N S	19/2/84
7230	Adrian Faccioni (65) (1)	A C	4/11/84
7123a	James Middleton (61) (50)	N Edmonton	10/7/83
7219	Santesi Lato (51) (1)	Tonga/V M	31/1/77
7195	Bruce Field (47) (1)	V M	3/11/72
7080a	Wayne Martell (64) (1)	Q A	3/4/83
7159	John de Bes (53) (1)	W P	20/12/81
7135	Ian English (46) (2)	N S	4/3/70
7115	Pat Leane (30) (1)	V M	20/3/80
7109	Craig Considine (59) (1)	V B	4/6/78
7079	Andrew Seagrin (62) (1)	S A	27/1/80

84/85

7889a	Peter Hadfield (55) (15)	N LA	9/8
7614a	Hadfield (1)	B	14/4
7321a	Simon Shirley (66) (4)	Q B	14/4
7353	Stuart Andrews (62) (1)	N B	15/5
7245a	Peter Fossey (59) (5)	V B	14/1
7179a	Stephen Bews (62) (6)	V B	14/4
7230	Adrian Faccioni (65) (1)	A C	4/11
7105	Geoff Jones (59) (1)	N M	13/12
7065a	Jones (7)	B	14/4
7120	Bews (2)	M	13/12
6903a	Anthony Hough (64) (9)	N B	14/4

6995	Paul Anderson (62) (1)	V M	10/3	11.70 (-2.0)	Holden (1)	M	21/3
6958	Chris Bradehaw (61) (2)	V M	10/3	11.70 (-0.5)	Holden (1)h	C	30/3
6907	Chris Nunn (58) (1)	S A	27/1	11.74 (+1.1)	Kerry Johnson (63) (1)h	Q C	30/3
6695a	Allan Flynn (67) (1)	N S	10/3	11.80 (+11.7)	Leanne Sullivan (63) (3)	N S	24/3
6676	Michael Smith (61) (4)	V M	13/12	11.85 (+1.7)	Kim Wilson (68) (4)	N S	24/3
6534	Wayne Martell (64) (2)	Q B	24/2	11.86 (-0.5)	Jenny Flaherty (60) (2)h	V C	30/3
6370a	Andrew Kohrusch (65) (2)	N C	14/4	11.89 (+1.9)	Mares Chapman (63) (1)h	N S	16/2
6361	Nick Hagicosas (61) (2)	S A	27/1	11.7 ()	Pat Goodrope (58) (1)	V M	24/11
6186a	Paul Marshall (62) (11)	W B	14/4	11.7 ()	Jane Fleming (65) (1)	V M	1/12
6237	Harriet Hailey (66) (4)	N B	15/5	11.7 ()	Lisa Brett (64) (1)	V M	2/12
6078	Brendan Henry (62) (5)	V M	15/12	11.7 ()	Debbie Armstrong (62) (1)	V M	12/1
6068	Graeme Lockhart (57) (4)	Q A	27/1	11.95 (+1.1)	Joanne Schmidt (61) (3)h	V C	30/3
6002	Paul Fitzgerald () (5)	N B	15/5	11.99 (+1.9)	Linda Garden (58) (2)h	N S	16/2
5867a	Ken Huff (59) (3)	N S	10/3	11.8 ()	Sharon Stewart (65) (2)	V M	19/3
5859a	Tony Donald (65) (4)	T B	14/4	11.8 ()	Jan Mares (60) (1)	M	19/3
5806a	David Stuckey (61) (4)	N S	10/3	12.07 (+1.1)	Sue Clark (65) (4)h	N C	30/3
5836	Dan Barks (68) (1)	S A	27/1	12.08 (+1.7)	Lisa Clarke (68) (2)h	N S	16/2
5760	Bernard Henry (62) (5)	V M	10/3	12.10 (-1.7)	Sue Alton (66) (6)	N S	24/3
5642a	Paul Nash (56) (5)	D B	14/4	12.12 (+0.9)	Kerry Reynolds (68) (1)	Q B	9/12
5625a	Ian Doyle (66) (6)	V B	14/4	12.14 (+1.9)	Julie Austin (65) (3)h	N S	16/2
5645	Mario Lobigs (59) (1)	Q C	17/3	11.9 ()	Glynis Nunn (60) (1)	S Los Gatos	7/7
5560	Roger Groppi (64) (6)	V M	10/3	11.9 ()	Kathy Lee (62) (1)	V M	24/11
				11.9 ()	Leanne Evans-Cassidy (60) (2) (0)	B	7/12
				12.16 (+1.3)	Nicole Boegman (67) (4)	N M	30/1
				12.16 (+1.7)	Lyn Robson (67) (7)	N S	24/3
				12.18 ()	Gina Tovo (70) (1)	N S	2/3
				12.20 (+1.5)	Melissa Moore (68) (4)	N C	31/3
				12.21 (+1.5)	Sandra Priestley (65) (5)	Q C	31/3
				12.0 ()	Chris Sharp (67) (2)	V M	27/11
				12.0 ()	Debbie Tomsetti (60) (2)	V M	17/11
				12.0 ()	Nicole Azar (67) (3)	Q B	1/12
				12.0 ()	Jemone White (62) (1)	W P	9/3
				12.0 (+0.5)	Jane Burrell (70) (1)	V C	10/3
				12.0 (+0.9)	Kaylene Coster (61) (1)	N S	16/3
				12.24 (-0.5)	Meghan McLean (64) (8)h	A C	30/3
				12.24 (+0.5)	Kerrie Kinnane (69) (3)h	Q C	30/3
				12.28 (+0.5)	Natalie Dillon (68) (4)h	S C	31/3
				12.30 (+1.1)	Rachel Gregory (68) (7)h	A C	30/3
				12.34 (+0.9)	N Vassilira (68) (2)	N R	9/12
				12.1 ()	Sharon Kirsopp (69) (1)	V M	30/10
				12.1 ()	Brigitte Mullen (66) (3)	Y M	24/11
				12.1 ()	Vicki Foard (68) (1)	V Warragul	26/1
				12.1 ()	Kath Druitt (62) (1)	W P	23/2
				12.1 ()	Liz Dixon (63) (2)	W R	9/3
				12.39 (-2.0)	Dallas Browde (67) (2)	V B	8/12
				12.39 (+0.5)	Janelle Spradley (65) (6)h	N C	30/3
				12.42 (+0.5)	Angela Wilson (68) (7)h	V C	30/3

WOMEN

100 METRES

All-Time

11.20 (+1.2)	Raeleene Boyle (51) (4)	V Mexico C	15/10/88
11.24 (+1.4)	Colleen Peck (57) (3)	W B	4/10/82
11.33 (+1.8)	Dianne Burge (43) (2)q	S Mexico C	14/10/88
11.35 (+1.4)	Helen Davey (58) (1)	Q Quebec C	11/8/79
11.35 (+0.5)	Denise Boyd (52) (4)q	Q/V Moscow	25/7/80
11.39 (+1.9)	Diane Holden (63) (1)	N S	13/12/80
11.39 (+1.5)	Debbie Wells (61) (1)	N S	11/3/84
11.44 (+1.2)	Marilyn Vassella (44) (1)q	N Tokyo	15/10/84
11.50 (+0.6)	Pam Ryan (39) (6)q	V Mexico C	14/10/88
11.54 (+1.5)	Jenny Flaherty (60) (3)	V B	25/9/82
11.55 (-0.5)	Leanne Lynch (60) (4)	S/W B	4/9/82
11.56 (-0.5)	Sue Clark (63) (5)	N B	4/9/82
11.63 (+0.4)	Barbara Wilson (52) (5)h	Q Sofia	19/8/77
11.65 ()	Marynne Jackson (31) (1)	N Helsinki	22/7/52
11.68 (-0.8)	Marion Hoffman (49) (7)h	Q Munich	1/9/72
11.70 (0.0)	Sue Jewett (56) (3)h	NZ/D Montreal	24/7/76
11.71 (-1.3)	Betty Cuthbert (38) (1)h	N M	24/11/56
11.72 (-0.5)	Jenny Lamy (40) (4)h	N Chchurch	25/1/74
11.74 (+1.9)	Margaret Burvill (41) (4)q	W Tokyo	15/10/84
11.74 (+1.1)	Kerry Johnson (63) (1)h	Q C	30/3/85

Manual

11.0 ()	Denise Boyd (52) (1)	Q/V S	27/10/73
11.1 ()	Raeleene Boyle (51) (1)	V S	13/3/71
11.1 ()	Helen Davey (58) (1)	Q B	3/3/79
11.1 (+1.3)	Debbie Wells (61) (1)	N S	29/2/84
11.2 ()	Jenny Lamy (49) (1)	N S	21/1/67
11.2 ()	Dianne Burge (48) (1)	S Mexico C	4/10/88
11.2 ()	Barbara Wilson (52) (2)	Q B	30/9/73
11.3 ()	Shirley de la Hunty (25) (1)	W Warsaw	4/8/56
11.3 ()	Marion Hoffman (49) (1)	Q S	5/7/70
11.3 ()	Alison Hodgson (52) (2)	N S	13/3/71
11.3 ()	Robin Boak (53) (2)	V S	13/12/73
11.3 ()	Suzette Sames (55) (1)	N S	7/12/75
11.3 ()	Diane Holden (63) (1)	N S	11/10/80
11.3 (+1.3)	Jenny Flaherty (60) (3)	V C	31/1/83

84/85

11.45 (+1.7)	Diane Holden (63) (1)	N S	24/3
11.63 (+1.6)	Debbie Wells (61) (2)	N Oslo	28/6
11.63 (0.0)	Wells (3)	Winnit	25/7
11.4	Holden (1)	Auburn	30/12
11.4 (+1.0)	Holden (1)	A	26/1
11.65 (+1.3)	Holden (1)h	S	16/2
11.67 (+0.5)	Wells (5)	Belfast	19/6
11.67 (+0.5)	Wells (1)	Antrim	7-7

Wind Assisted

11.27 (+4.5)	Holden (1)	S	5/1
11.41 (+2.5)	Wells (2)	Byrkjelo	1/7
11.46 (+2.8)	Flaherty (1)	C	30/3
11.63 (+2.8)	Johnson (3)	C	30/3
11.76 (+2.8)	Schmidt (5)	C	30/3
11.77 (+2.8)	Sullivan (6)	C	30/3
11.6 (+2.3)	Priestley (1)	B	2/3

*performance made in mixed race

200 METRES

All-Time

22.35 (+1.8)	Denise Boyd (52) (1)	Q/V S	23/3/80
22.45 (+1.1)	Raeleene Boyle (51) (2)	V Munich	7/9/72
22.68 (-2.0)	Jenny Lamy (49) (3)	N Mexico C	18/10/88
22.95 (+1.8)	Coleen Peck (57) (3)	W S	23/9/80
22.98 (0.0)	Debbie Wells (61) (1)	N S	11/3/84
23.04 (+1.7)	Jenny Flaherty (60) (3)	V B	5/9/84
23.14 ()	Diane Holden (63) (1)	N S	8/2/81
23.18 (+0.8)	Marilyn Vassella (44) (3)	N Tokyo	19/10/84
23.32 ()	Sue Jewett (56) (1)	NZ/D Auckland	19/3/76
23.39 (+1.7)	Helen Davey (58) (1)	Q/H B	5/9/82
23.44 (+1.8)	Penny Gillies (57) (5)	N S	23/3/80
23.45 (+0.5)	Robin Boak (53) (1)	V Chchurch	29/1/74
23.55 ()	Betty Cuthbert (38) (1)	N M	30/11/56

23.58 (+1.7)	Leanne Lynch (60) (5)	S/W B	5/9/82	23.40 (+2.1)	Wells (1)	Berkeley	14/7
23.59 ()	Marjorie Jackson (31) (1st)	N Helsinki	26/7/52	23.8 (+4.5)	Sullivan (2)	S	27/1
23.61 (+1.5)	Joanne Schmidt (61) (1)	V M	3/3/85	400 METRES			
23.63 (+1.0)	Kerry Johnson (63) (1)	Q S	24/3/85	All-Time (Combined)			
23.65 (0.0)	Dianne Burge (43) (7st)	S Mexico C	17/10/85	50.93	Debbie Flintoff (60) (1)	V M	2/3/85
23.66 (+1.7)	Sue Clark (63) (7)	N B	5/9/82	51.06	Raeleen Boyle (51) (1)	V B	4/9/82
23.69 (-2.2)	Maree Chapman (63) (1)	N C	31/3/85	51.44	Beth Neal (56) (4st)	W Montreal	28/7/76
Manual							
22.3 (+0.5)	Denise Boyd (52) (1)	Q/V S	30/12/79	51.48	Denise Boyd (52) (1)	Q/V M	19/3/83
22.6 ()	Raeleen Boyle (51) (1)	V S	20/6/76	51.52	Maree Chapman (63) (2)	N M	2/3/85
22.9v ()	Margaret Burnill (41) (1)	W P	22/2/64	51.71	Verna Burnard (56) (6st)	S Montreal	28/7/76
22.8 ()	Debbie Wells (61) (2)	N B	28/2/76	51.7	Judy Peckham (50) (1)	V M	28/12/75
22.9 ()	Jenny Lamy (49) (1)	N S	3/1/74	51.90	Charlene Randina (47) (3st)	V Munich	6/9/72
23.0 ()	Dianne Burge (43) (1)	S A	10/3/68	52.01	Betty Cuthbert (38) (1)	N Tokyo	17/10/64
23.0 ()	Sue Jowett (56) (1)	NZ/D Auckland	6/2/76	51.9	Marian O'Shaughnessy (54) (1)	V M	19/2/78
23.0 ()	Penny Gillies (51) (1)	N B	24/2/80	52.04	Maxine Corcoran (54) (1)	V P	24/3/79
23.2v ()	Betty Cuthbert (38) (1)	N H	7/3/60	52.07	Leanne Evans-Cassidy (60) (2)	O B	4/9/82
23.1 ()	Robin Book (55) (1)	V S	13/12/73	52.4y	Judy Plickoff (40) (1)	V P	27/2/65
23.1 ()	Margaret Sargent (54) (2)	N S	3/1/74	52.41	Michelle Baumgartner (63) (1)	V Auckland	24/1/81
23.1 ()	Colleen Pekin (57) (3)	W B	4/6/78	52.50	Tern Gater (56) (2)	V Christchurch	19/1/80
23.1 ()	Helen Davey (58) (1)	Q B	25/11/78	52.4	Sandra Brown (46) (1)	N M	14/3/70
23.1 ()	Leanne Evans-Cassidy (60)	Q B	21/2/81	52.92	Sharon Stewart (65) (1)	V C	31/3/85
23.2 ()	Joyce Bennett (45) (2)	W A	10/3/68	52.99	Lyn Foreman (57) (2)	W Auckland	24/1/81
23.2 ()	Diane Holden (63) (1)	N C	16/11/80	53.03	Sally Oakley (61) (1)	T A	26/2/83
84/85							
23.46 (-0.4)	Debbie Wells (67) (4)	N Burnaby	16/7	52.9	Allison Hodgson (52) (1)	N S	24/2/72
23.56 (+1.8)	Wells (6)	London	16/6	52.9	Chris Mitchell (54) (1)	V M	15/12/76
23.61 (+1.5)	Joanne Schmidt (61) (1)	V M	3/3	50.93	Debbie Flintoff (60) (1)	V M	2/3
23.63 (+1.5)	Jenny Flaherty (60) (2)	V M	3/3	51.52	Maree Chapman (63) (2)	N M	2/3
23.63 (+1.0)	Kerry Johnson (63) (1)	Q S	24/3	51.81	Flintoff (1)	S	24/3
23.65 ()	Wells (1)	Antrim	7/7	52.05	Flintoff (1)	C	30/3
23.66 (-1.0)	Wells (1)	Wainui	25/7	52.1	Flintoff (1)	A	26/1
23.68 ()	Wells (3)	Belfast	19/6	52.31	Flintoff (1)	S	23/2
23.69 (-2.2)	Maree Chapman (63) (1)	N C	31/3	52.60	Chapman (1)	S	2/2
23.70 (-1.1)	Diane Holden (63) (1)	N S	12/1	52.87	Chapman (2)	S	24/3
23.74 (0.0)	Sharon Stewart (65) (1)	V C	30/3	52.92	Sharon Stewart (65) (1)	V C	31/3
24.02 (+1.5)	Lisa Brett (64) (3)	V M	3/3	52.93	Chapman (2)	S	23/2
23.8 (+1.9)	Kaylene Coster (61) (1)	N S	16/3	53.33	Kaylene Coster (61) (3)	N S	24/3
24.06 (+1.3)	Glynes Nunn (60) (Hept)	S LA	3/8	53.42	Heather Barralet (54) (3)	O Bjerkelo	1/7
24.08 ()	Debbie Flintoff (60) (1)	V A	16/3	53.58	Michelle Moroney (66) (2)	N C	31/3
24.13 (0.0)	Sue Altton (66) (2)	N C	30/3	53.89	Korne Baumgartner (67) (3)	N C	31/3
24.16 (+1.5)	Jani Meres (60) (4)	V M	3/3	54.39	Sharon Ellis (66) (4)	O C	31/3
24.31 (0.0)	Debbie Oram (66) (3)	Q C	30/3	54.2	Sandra Speers (64) (1)	T H	3/3
24.31 (+1.9)	Kath Drutt (62) (3st)	W C	31/3	54.59	Debbie Oram (66) (5)	Q C	31/3
24.1 (+1.9)	Leanne Sullivan (63) (2)	N S	16/3	54.71	Nicole Azar (67) (2)	Q B	16/3
24.1 ()	Debbie Tomsett (60) (3)	V M	2/2	54.6	Mia Gabbedy (66) (1)	W P	23/7
24.2 (+1.3)	Leanne Evans-Cassidy (60) (1)	O B	17/2	54.78	Leanne Evans-Cassidy (60) (1)	O B	2/3
24.45 (+1.5)	Maree Smith (60) (5)	V M	3/3	54.81	Nicola Webb (61) (3)	V M	2/3
24.50 (-0.1)	Melissa Moore (68) (2st)	N C	29/3	54.7	Gail Millar (63) (2)	T H	3/3
24.53 (+0.4)	Jane Flemming (65) (Hept)	B	13/4	54.9	Jennifer White (62) (5)	W P	2/3
24.3 ()	Nicole Azar (67) (1)	Q B	28/10	55.09	Bridget Robertson (68) (3)	N B	16/3
24.55 (0.0)	Jenny Walker (68) (4)	N C	30/3	55.09	Sally Oakley (61) (2st)	T C	29/3
24.56 (+0.1)	Lyn Robson (67) (2)	N B	9/12	55.26	Debbie Tomsett (60) (4)	V M	2/3
24.59 (-2.2)	Jennifer White (62) (7)	W C	31/3	55.36	Julie Schwass (57) (4)	N S	24/3
24.62 (+0.1)	Natalie Dillon (66) (1st)	S B	17/3	55.5	Ellen White (64) (1)	W P	3/11
24.4 ()	Ellen White (64) (1)	W P	28/11	55.5	Caryn Wright (70) (1)	V M	11/11
24.4 ()	Kerry Reynolds (68) (2)	Q B	28/10	55.64	Jenny Walker (68) (1)	N B	9/12
24.65 (+1.5)	Daphne Armstrong (62) (6)	V M	3/3	55.64	Kim Jenkins (66) (2st)	N S	16/7
24.65 ()	Jocelyn Millar (62) (1kg)	T B	13/4	55.6	Brunwyn Fleming (62) (1)	V M	15/12
24.67 (+1.5)	Chris Sharp (67) (7)	V M	3/3	55.6	Vee Arnie Henley (63) (2)	W P	23/2
24.70 (+1.3)	Lisa Lovell (68) (3st)	T B	17/3	55.7	Cathy Gindley (62) (4)	T H	3/3
24.5 (+1.2)	Sandra Priestley (65) (2)	Q B	10/2	55.84	Michelle Baumgartner (63) (5)	V M	2/3
24.76 (+1.3)	Lisa Clarke (68) (4st)	N B	17/3	55.8	Emma Jagers (69) (1)	A M	27/11
24.76 (+0.1)	Bridget Robertson (68) (3st)	N B	17/3	55.8	Katrina Camp (67) (1)	S A	4/1
24.80 (+1.3)	Rebecca Harris (1) (5st)	N B	17/3	56.00	Lisa O'Connell (66) (2)	V M	8/3
24.83 (+1.9)	Sally Oakley (61) (5st)	T C	31/3	55.9	Kerry Johnson (63) (1)	Q B	16/1
24.6 ()	Nicola Webb (61) (5)	V M	19/3	56.20	Lesley Richards (63) (2)	N S	8/12
24.85 (0.0)	Kerrie Kinnane (69) (7)	Q C	30/3	56.21	Diane Holden (63) (1)	N S	24/11
24.87 (+0.1)	Julie Rodgers (69) (1)	V U	17/3	56.23	Melissa Babbage (66) (8)	N C	31/3
24.95 (-2.7)	Julie Austin (63) (1)	N S	15/12	56.24	Claire Stoneham (64) (6)	V M	2/3
Wind Assisted							
23.1 (+4.5)	Chapman (1)	S	27-1	56.2	Jenny Richardson (68) (2)	Q B	9/12
				56.25	Joyce Schmidt (61) (1)	M	26/1
				56.42	Adrienne Rambold (68) (1)	O B	16/3
					Alison Chappell (63) (7)	V M	2/3

**The world's largest
accommodation
network
is also
the least
expensive.**



**It's all yours
if you join YHA!**

All over Australia and the world
there are comfortable, economical
youth hostels waiting to welcome
groups and travellers of all ages.



YHA VICTORIA
122 Flinders Street,
Melbourne, 3000.
Tel: (03) 654 5422

YHA 104

FIVE STAR

VIDEO LIBRARY
34A SYNNOT STREET, WERRIBEE

THE LARGEST
RANGE OF
VHS TITLES
IN WERRIBEE

COMPREHENSIVE
RANGE OF
ADULT &
GENERAL
MOVIES

OPEN
7 DAYS
A WEEK
10am
9pm

PH: 741 8973

**AIR
INTERNATIONAL
PTY. LTD.**

*Specialists in Design
and
Manufacturers of
Air Conditioning &
Heating
to Automotive Trade
in Australia
& Overseas*

Tel: 645 1666

AIR INTERNATIONAL PTY LTD
437 Williamstown Road
Port Melbourne, 3207

**3 POINT
MOTORS
PTY LTD**



AUTHORISED MERCEDES-BENZ DEALER
**117 FERGIE STREET
NORTH FITZROY,
VIC, 3068**

Telephone: (03) 489 7233

800 METRES

All-Time

1:59.0	Charlene Rendina (47) (1)	V M	28/2/76
1:59.93	Judy Pollock (40) (5th)	V Montreal	24/7/76
2:00.23	Heather Barralet (54) (*)	O M	6/3/84
2:00.2	Kaylene Coster (51) (*)	N S	24/3/84
2:00.56	Terr Cater (56) (4)	V Rome	5/9/81
2:01.1	Michelle Baumgartner (63) (*)	V M	11/2/87
2:01.2	Doree Willis (41) (1)	W P	3/3/82
2:01.36	Bronwyn Fleming (62) (1)	V C	31/3/85
2:01.89	Gail Millar (63) (2)	T C	31/3/85
2:02.01	Wendy Old (60) (3)	S C	31/3/85
2:02.1	Verna Burnard (56) (1)	S A	17/2/79
2:02.46	Maxine Corcoran (54) (2)	V M	20/3/83
2:02.82	Judy Peckham (50) (1)	V Edmonton	10/8/78
2:03.0	Carleen Campton (52) (3)	N B	4/6/78
2:03.11	Cheryl Possley (51) (3th)	N Munich	31/8/72
2:03.1	Julie Schwass (57) (7)	N B	19/3/78
2:03.93	Penny Gray (58) (3)	T P	25/3/79
2:04.08	Beth Naif (56) (4)	W P	25/3/79
2:04.34	Daphne Grehan (55) (5)	O P	25/3/79
2:04.46	Jenny Orr (53) (5th)	V Munich	31/8/72
2:04.58	Brenda Carr (36) (2)	V Rome	7/9/60

*performance made in mixed race. Best regular -

2:00.50	Barralet (1)	A	14/3/84
2:01.26	Coster (1)	M	31/1/85
2:01.71	Baumgartner (2)	M	3/3/84

84/85

2:00.82	Heather Barralet (54) (5)	Oslø	28/8
2:00.99	Barralet (2)	Gavle	9/7
2:01.26	Kaylene Coster (51) (1)	N M	3/11
2:01.36	Bronwyn Fleming (62) (1)	V C	3/13
2:01.41	Coster (1)	M	3/3
2:01.63	Fleming (2)	M	3/3
2:01.86	Barralet (3)	Stockholm	2/7
2:01.89	Gail Millar (63) (2)	T C	31/3
2:02.01	Wendy Old (60) (3)	S C	31/3
2:02.32	Coster (1)	S	24/2
2:04.87	Julie Schwass (57) (4)	N S	24/2
2:05.68	Sandra Speers (64) (5)	T C	31/3
2:06.01	Sarah Collins (65) (3)	A M	21/3
2:06.19	Kerrie Baumgartner (67) (1)	V C	30/3
2:06.52	Jacque Perkins (65) (2)	V C	30/3
2:06.59	Lisa O'Connell (66) (5)	V M	21/3
2:06.94	Griela Fuchs (58) (6)	V C	31/3
2:07.2	Margaret Pettit (63) (1)	W P	2/3
2:07.5	Clairie Stobham (64) (*)	V M	19/3
2:07.9	Katrina Camp (67) (*)	S A	11/1
2:08.27	Elizabeth Rose (63) (5)	N S	24/2
2:08.30	Anne Leaney (65) (1)	V M	2/3
2:08.5	Penny Just (57) (2)	N C	9/3
2:09.64	Justine Douglas (68) (4)	O C	30/3
2:09.7	Maxine Poor (58) (1)	N S	5/12
2:09.7	Jodie Nykvist (65) (*)	O B	10/2
2:09.84	Siobhan Dugnan (68) (3)	N B	17/3
2:10.17	Barbara Bennett (63) (6)	N S	24/2
2:10.57	Glynis Nunn (60) (Hep)	S LA	4/8
2:10.70	Denise Cleasby (58) (5th)	W C	30/3
2:10.8	Carolyn Schawalow (65) (3)	V C	10/3
2:11.26	Sharon Dalton (67) (2)	N S	1/12
2:11.4	Michelle Lyons (68) (*)	O B	24/2
2:11.48	Amanda Bornsen (66) (1-2)	V M	13/2
2:11.48	Margaret Leaney (67) (2)	V M	10/2
2:11.6	Nicola Webb (61) (2)	V M	19/1
2:11.66	Paula Nicholl (67) (5)	T B	19/3
2:11.7	Alison Wrench (56) (2)	S A	8/12
2:11.7	Maree Chapman (53) (*)	N S	27/2
2:11.87	Michelle O'Rourke (69) (1)	A B	17/3
2:11.9	Janine Gray (66) (2)	V M	13/12
2:11.9	Van-Ann Henley (63) (1)	W P	5/3
2:12.2	Sue Cox (64) (4)	V M	19/1

2:12.2	Fresh Garnett (67) (2)	W P	9/3
2:12.40	Cheryl Attenborough (62) (7)	N S	24/2

Doubtful Time

2:01.1	Fleming (*)	M	12/2
--------	-------------	---	------

1500 METRES

All-Time

4:08.06	Jenny Orr (53) (4th)	V Munich	4/9/72
4:09.54	Donna Gould (66) (4)	S Burnaby	16/7/84
4:12.0	Michelle Baumgartner (63) (*)	V M	18/2/84
4:13.2	Angela Cook (53) (2)	N Wellington	24/1/76
4:14.0	Phyllis Lazarakis (58) (*)	W P	23/2/80
4:14.22	Judy Pollock (40) (7th)	V Montreal	28/7/76
4:14.79	Carolyn Schawalow (65) (2)	V M	27/1/83
4:15.0	Sue Muir (57) (1)	N S	22/3/80
4:16.42	Sharon Dalton (67) (*)	N S	9/2/85
4:17.09	Penny Gray (58) (1)	T P	22/3/79
4:18.12	Daphne Grehan (55) (2)	O P	22/8/79
4:18.3	Jacque Perkins (65) (1)	V M	19/3/85
4:18.5	Carleen Campton (52) (1)	K B	3/6/78
4:18.52	Jodie Nykvist (65) (2)	O M	31/3/84
4:18.9	Terr Cater (56) (*)	V M	7/2/84
4:19.0	Julie Rennie (58) (1)	W M	14/8/82
4:19.09	Penny Just (57) (3)	N M	31/3/84
4:19.41	Margaret Pettit (63) (6)	W Chrchurch	31/1/81
4:19.68	Maxine Poor (58) (4)	N M	31/3/84
4:20.25	Judy Moon (58) (4)	W P	22/3/79

*performance made in mixed race. Best regular -

4:16.70	Dalton (2)	B	3/2/85
4:17.0	Lazarakis (1)	P	19/3/76
4:20.50	Baumgartner (5)	M	31/3/84
4:22.86	Perkins (1)	C	31/3/85

84/85

4:09.54	Donna Gould (66) (4)	S Burnaby	16/7
4:15.4	Gould (1)	Eugene	5/7
4:16.42	Sharon Dalton (67) (*)	N S	9/2
4:16.70	Dalton (2)	B	3/2
4:17.78	Dalton (1)	M	30/1
4:18.3	Jacque Perkins (65) (*)	V M	19/3
4:19.03	Dalton (2)	S	23/2
4:19.32	Penny Just (57) (1)	N S	24/3
4:19.9	Just (1)	C	11/3
4:20.39	Kerrie Duncaisson (68) (3)	N B	3/2
4:20.89	Elizabeth Rose (63) (3)	V S	23/2
4:22.20	Anson Duelch (63) (6)	N Atlanta	2/14
4:23.02	Carolyn Schawalow (65) (3)	V S	24/2
4:23.1	Margaret Pettit (63) (1)	W P	2/3
4:23.4	Krishna Wood (66) (2)	A C	10/3
4:23.81	Sarah Collins (65) (2)	A C	31/3
4:24.72	Janine Lund (61) (1)	O B	2/3
4:25.16	Anne Leaney (65) (1)	V M	12/2
4:26.0	Jodie Nykvist (65) (1)	O B	19/2
4:26.72	Janie Adams (67) (1)	N B	9/12
4:27.05	Maxine Poor (58) (1)	N S	24/11
4:27.5	Rosanne Brisbane (61) (3)	V C	10/3
4:28.41	Alison Wrench (56) (6)	S C	30/3
4:28.96	Janine Gray (66) (6)	V C	31/3
4:29.2	Gaylene Clews (60) (4)	W C	18/1
4:29.7	Heleen Pynor (64) (2)	N S	26/1
4:29.3	Michelle Lyons (66) (1)	O B	9/3
4:29.73	Rhonda Malindier (58) (4)	V M	2/3
4:30.27	Barbara Bennett (63) (6)	N S	23/2
4:30.84	Angela Luchetti (69) (7)	N C	31/3
4:31.12	Siobhan Dugnan (68) (2)	N S	16/3
4:31.12	Margaret Leaney (67) (3)	V P	16/3
4:31.7	Sandra Mitches (61) (1)	V M	1/12
4:31.2	Christa Jelliffe (62) (3)	V M	15/12
4:31.4	Anne Lord (61) (6)	V C	16/2
4:31.66	Marie McDonagh (67) (3)	V M	3/3
4:31.35	Lisa Tregenza (67) (4)	S A	16/3
4:35.0	Kathy Wilkinson (62) (2)	V M	1/12
4:36.0	Lisa Reed (58) (3)	V M	1/12

1 MILE

84/85

4:58.1 Kerith Duncanson (68) (1) N C 10/11

3,000 METRES

All-Time

8:44.1 Donna Gould (66) (*) S Eugene 13/7/84
 9:04.96 Carolyn Schuwalow (65) (1) V M 20/2/83
 9:06.58 Alison Queich (63) (5) N Eugene 1/6/84
 9:08.86 Megan Sloane (53) (2) V M 20/2/83
 9:09.67 Lisa Martin (60) (1) S Tempe 6/4/85
 9:11.8 Angela Cook (53) (1) N Auckland
 9:11.8 Rhonda Mallinder (58) (*) V M 8/2/83
 9:14.4 Jacque Perkins (65) (1) V M 13/12/84
 9:14.5 Sharon Dalton (67) (2) N M 13/12/84
 9:16.56 Penny Just (57) (1) N M 21/3/85
 9:17.7 Kerith Duncanson (68) (2) N C 9/1/85
 9:17.8 Anne Lord (61) (*) V C 2/3/85
 9:18.5 Lyn Williams (52) (1) V M 24/2/79
 9:21.4 Julie Rennie (58) (1) W M 22/8/82
 9:22.3 Sue Muir (57) (1) N S 23/2/80
 9:24.3 Krishna Wood (66) (1) A C 9/3/85
 9:26.8 Janis Hams (54) (2) S A 26/2/83
 9:27.47 Jenny Lund (61) (1) Q A 22/3/81
 9:27.6 Adrienne Beames (42) (1) V Narrabeen
 9:27.6 Irene Cooke (51) (1) V M 18/3/76

-performance made in mixed race. Best regular-
 6:05.58 Gould (5h) LA 8/8/64
 9:18.6 Mallinder (2) M 24/2/79
 9:24.96 Lord (3) M 3/3/84

84/85

8:44.1 Donna Gould (66) (*) S Eugene 13/7
 8:53.7 Gould (*) A 30/5
 9:05.56 Gould (5h) LA 8/8
 9:06.58 Alison Queich (63) (5) Eugene 1/6
 9:09.67 Lisa Martin (60) (1) S Tempe 6/4
 9:11.08 Queich (3h) Eugene 30/5
 9:11.19 Queich (3) Knoxville 19/5
 9:14.4 Jacque Perkins (65) (1) V M 13/12
 9:14.5 Sharon Dalton (67) (2) N M 13/12
 9:15.13 Queich (7) Knoxville 12/4
 9:16.56 Penny Just (57) (1) N M 21/3
 9:17.7 Kerith Duncanson (68) (2) N C 9/1
 9:17.8 Anne Lord (61) (*) V C 2/3
 9:24.3 Krishna Wood (66) (1) A C 9/3
 9:24.5 Megan Sloane (53) (*) V M 18/12
 9:27.8 Tania Turney (65) (1) V M 18/12
 9:28.23 Rhonda Mallinder (58) (1) V M 3/3
 9:30.4 Jenny Lund (61) (*) Q B 16/1
 9:31.10 Sally Pierson (63) (3) V M 3/3
 9:36.9 Gaylene Clews (60) (4) A C 9/1
 9:37.37 Elizabeth Ross (63) (1) N S 16/2
 9:39.00 Tania Adams (67) (1) N S 21/10
 9:40.0 Sandra Mitchell (61) (*) V M 4/12
 9:41.3 Nicky Taws (65) (6) V M 13/12
 9:41.68 Maree McDonagh (67) (1) V M 2/3
 9:45.6 Coral Jelleff (62) (1) V M 19/1
 9:47.17 Kerry Jukes (67) (2) Q B 8/12
 9:50.0 Desiree Letherby (46) (1) S A 1/32
 9:50.9 Andrea Rippon (63) (1) T H 19/1
 9:51.08 Livia Schultz (69) (1) N B 17/3
 9:52.5 Heather Ashcroft (66) (2) S A 1/32
 9:53.0 Carolyn Schuwalow (63) (2) V C 9/1
 9:57.0 Anne Leamy (65) (1) V M 4/12
 9:58.7 Margaret Pettit (63) (1) W P 2/3
 10:00.8 Jenny Ganzvoort (66) (1) N S 5/12
 10:00.93 Charlotte Tempieton (70) (2) A B 17/3

5,000 METRES

All-Time

15:27.3 Donna Gould (66) (*) S A 6/6/84
 16:00.0 Megan Sloane (53) (1) V M 15/1/85

16:06.15 Lisa Martin (60) (2h) S Houston 2/6/83
 16:08.6 Sally Pierson (63) (2) V M 15/1/85
 16:10.06 Alison Queich (63) (6h) N Houston 2/6/83
 16:15.7 Janis Hams (54) (*) S A 1/12/82
 16:20.90 Sharon Dalton (67) (1) N S 24/11/84
 16:24.0 Tania Turney (65) (3) V M 15/1/85
 16:30.1 Jacque Perkins (65) (*) V M 18/12/84
 16:32.3 Janny Lund (61) (*) Q B 9/1/85
 16:37.8 Rhonda Mallinder (58) (*) V M 19/11/83
 16:44.4 Anne Lord (61) (2) V M 17/11/81
 16:45.3 Kerry Jukes (67) (*) Q B 9/1/85
 16:50.4 Penny Just (57) (3) N S 17/11/82
 16:51.3 Coral Jelleff (62) (5) V M 15/1/85
 16:52.0 Desiree Letherby (46) (1) S A 22/12/84
 17:07.44 Jenny Ganzvoort (66) (7) N Chichurch
 17:18.0 Joan Cameron (56) (5) V M 17/11/83
 17:29.9 Karen Peck (66) (4) N S 17/11/82
 17:32.0 Heather Ashcroft (66) (*) S A 30/5/84

84/85

15:27.3 Donna Gould (66) (*) S A 6/6
 15:42.68 Gould (1) Eugene 21/7
 16:00.0 Megan Sloane (53) (1) V M 15/1
 16:08.6 Sally Pierson (63) (2) V M 15/1
 16:09.0 Pierson (*) M 20/10
 16:20.90 Sharon Dalton (67) (1) N S 24/11
 16:23.8 Pierson (1) M 3/11
 16:24.0 Tania Turney (65) (3) V M 15/1
 16:29.42 Alison Queich (63) (1) N Athens 6/4
 16:30.1 Jacque Perkins (65) (1) V M 18/12
 16:32.3 Jenny Lund (61) (*) Q B 9/1
 16:45.3 Kerry Jukes (67) (*) Q B 9/1
 16:51.3 Coral Jelleff (62) (5) V M 15/1
 16:52.0 Desiree Letherby (46) (1) S A 12/12
 17:01.6 Rhonda Mallinder (58) (5) V M 15/1
 17:20.5 Joan Cameron (56) (7) V M 15/1
 17:32.0 Heather Ashcroft (66) (*) S A 30/5
 17:42.93 Mora Main (49) (2) N S 24/11
 17:49.9 Heather Kirkpatrick (65) (8) V M 15/1

10,000 METRES

All-Time

32:34.15 Lisa Martin (60) (1) S Walnut 27/4/85
 33:26.1 Sally Pierson (63) (2) V M 14/12/84
 34:08.0 Alison Queich (63) (2) N Philadelphia 25/4/85
 34:12.0 Megan Sloane (53) (1) V M 15/12/81
 34:25.6 Ann Foley (61) (1) S A 10/3/84
 34:34.77 Desiree Letherby (46) (2) S A 7/10/81
 35:12.7 Carolyn Schuwalow (65) (1) V M 14/12/82
 35:34.12 Kerry Whannel (57) (3) Q M 31/3/84
 35:38.7 Kerry Jukes (67) (4) Q M 30/1/85
 35:48.91 Geraldine Riley (63) (4) V M 31/3/84
 35:53.5 Nicky Taws (65) (3) V M 10/12/84
 36:11.0 Jenny Walker (58) (2) N M 15/12/80
 36:12.89 Maureen Moylo (55) (1) S M 19/3/83
 36:12.9 Jenny Lund (61) (2) Q B 24/2/85
 36:15.98 Sharon Mine I (1) (3) S A 7/10/81
 36:23.7 Rosemary Longstaff (51) (11) A C 6/2/83
 36:26.0 Dot Browne (41) (3) V M 15/12/83
 36:30.0 Joan Cameron (56) (4) V M 13/12/83
 36:35.29 Kerry Saxby (61) (1) N S 2/12/84
 36:38.86 Penny Just (57) (1) N S 3/12/83

84/85

32:34.15 Lisa Martin (61) (1) S Walnut 27/4
 33:52.7 Sally Pierson (63) (1) V M 10/12
 34:08.0 Alison Queich (63) (2) N Philadelphia 25/4
 Pierson (2) M 30/1
 Megan Sloane (53) (2) V M 10/12
 Sloane (3) M 30/1
 34:49.0 Desiree Letherby (46) (1) S A 23/2
 35:38.7 Kerry Jukes (67) (4) Q M 30/1
 Jukes (1) B 24/2
 Nicky Taws (65) (3) V M 10/12

36.04.9	Coral Jelliff (62) (5)	V M	30/1	3.01.35.0	Heleen Alderson (45) (12)	S S	10/6
36.12.9	Jenny Lund (61) (2)	Q B	24/2	3.02.37.0	Saima Niemela (64) (13)	Q S	10/6
36.35.29	Kerry Saxby (61) (1)	N S	2/12	3.03.37.0	Coral Pickard (59) (3)	W P	5/8
36.54.1	Mora Main (49) (6)	N M	30/1	3.03.49.0	Johanna McKenzie () (11)	Q Mackay	1/7
36.56.8	Jenny Walker (58) (1)	N S	13/2	3.04.15.0	E. White (63) (11)	V M	14/10
37.13.3	Andrea Rippon (63) (8)	T M	30/1	3.05.13.0	Mollie Whitehorn (46) (15)	S S	10/6
37.47.9	Narelle McKean (68) (9)	N M	30/1	3.05.39.0	Carolyn Steffan (50) (4)	A C	14/4
37.53.0	Anika Wood (55) (2)	S A	23/2	3.05.50.0	Margaret Smith (36) (12)	V M	14/10
38.08.0	Margaret McIntosh (52) (3)	N S	23/2	3.05.58.0	Alison Coleman (50) (13)	Q M	14/10
38.27.66	Pat Marshall (43) (5)	N A	2/12	3.06.10.0	Carol Ely (59) (5)	A C	14/4
38.35.17	Fiona Whelan (57) (8)	N S	2/12	3.06.16.0	Avril Hall (48) (13)	S A	26/8
38.51.1	Trudy Fenton (61) (1)	T H	20/2	3.06.20.0	Trudy Fenton (60) (11)	T A	26/8
39.04.2	Margaret Ricardo (58) (10)	N M	30/1	3.06.35.0	Karen Banks (57) (16)	A S	10/6
39.30.7	Sally Clark (68) (3)	Q B	24/2				
39.38.5	Lisa Miller (58) (1)	V M	30/1				

MARATHON

All-Time

2.27.40.0	Lisa Martin (60) (2)	S Chicago	21/10/84
2.37.12.0	Jillian Colwell (52) (5)	Q London	17/4/83
2.37.49.80	Megan Sigan (53) (2)	V S	12/6/83
2.37.56.0	Rhonda Mallinder (58) (1)	V M	9/10/83
2.39.48.0	Elizabeth Hassall (44) (4)	N Boston	16/4/79
2.40.05.0	Jackie Turney (58) (11)	V London	17/4/83
2.41.24.0	Dot Browne (41) (16)	V London	17/4/83
2.41.25.0	Mira Main (49) (3)	N C	8/4/84
2.43.03.0	Rosemary Longstaff (51) ()	A Boston	20/4/81
2.43.40.0	Margaret Reddan (53) (1)	Q M	14/10/84
2.45.01.0	Shane Barrett (55) (28)	Q London	17/4/83
2.45.55.0	Desiree Letherby (46) (7)	S C	8/4/84
2.46.20.0	Barbara Byrnes (52) (19)	V London	21/4/85
2.46.32.0	Adrienne Beames (42) (1)	V Scottdale	10/12/77
2.46.58.65	Annette Perkins (49) (6)	N S	12/6/83
2.47.20.0	Barbara McKerrow (58) (2)	NZ/V M	14/10
2.48.19.0	Mary Munson (54) (1)	N Wardell	28/6/83
2.48.24.0	Anne Mann () ()	S M	17/10/82
2.48.37.0	Penny Waters () (2)	N Stn Werribee	25/7/81
2.48.46.0	Iris Cook (46) (19)	V Osaka	27/1/85

84/85

2.27.40.0	Lisa Martin (60) (2)	S Chicago	21/10
2.29.03.0	Martin (7)	LA	6/8
2.43.40.0	Margaret Reddan (53) (1)	Q M	14/10
2.45.59.35	Mora Main (49) (5)	N S	10/6
2.46.20.0	Barbara Byrnes (52) (19)	V London	21/4
2.47.20.0	Barbara McKerrow (58) (2)	V M	14/10
2.47.40.0	Annette Perkins (49) (3)	A M	14/10
2.48.01.17	Perkins (6)	S	10/6
2.48.43.0	Desiree Letherby (46) (38)	S Hiroshima	14/4
2.48.46.0	Iris Cook (46) (19)	V Osaka	27/1
2.49.59.0	Munson Moyle (55) (2)	S A	26/8
2.51.18.0	Byrnes () (1)	M	24/11
2.51.38.0	Cook (1)	M	19/7
2.53.22.0	Georgina Peterston (53) (2)	V M	24/11
2.54.08.0	Doris Trueman () (4)	NT A	26/8
2.54.11.52	Pat Marshall (43) (8)	N S	10/6
2.54.20.0	Rae Martin () (2)	W P	5/8
2.55.46.0	H Edmonds (55) (5)	V M	14/10
2.56.24.49	Pauline Gable (56) (10)	N S	10/6
2.56.28.0	Lesley Douglas (63) (2)	Can/A C	14/4
2.56.34.0	Jenny Hogan (57) (2)	V M	15/7
2.56.36.0	Wendy Hendricks (51) (5)	S A	26/8
2.57.16.0	Shane Barrett (55) (6)	Q A	26/8
2.57.51.0	R. Thomas (55) (6)	Q M	14/10
2.57.52.0	Dot Browne (41) (16)	V Singapore	9/12
2.57.58.0	Margot Mitchell (48) (7)	V M	14/10
2.58.58.0	Sue Dreverman () (3)	A C	14/4
2.59.23.0	Barbara Fay (41) (3)	V M	15/7
2.59.28.0	C. Satterfield () (8)	V M	14/10
2.59.38.0	Pat Sedman () (10)	NT S	10/6
2.59.52.0	Petrua Trowbridge (47) (9)	V M	14/10
3.00.53.0	G. Turnbull (49) (10)	V M	14/10
3.01.33.0	Jenny Flood (43) (11)	S S	10/6

100 METRES HURDLES

All-Time

12.93 (0.0)	Pam Ryan (39) (2H)	V Munich	4/9/72
13.02 (-1.5)	Glynis Nunn (60) (Hept)	Q/S LA	3/8/84
13.10 (+1.1)	Penny Gillies (51) (1)	N S	23/3/80
13.33 (+1.2)	Gayle Dell (48) (1H)	V Ch'church	29/1/74
13.60 (+1.1)	Robyn Lorraway (61) (2)	W A S	23/3/80
13.63 (0.0)	Maureen Caird (51) (5H)	N Munich	4/9/72
13.74 (+0.9)	Jayne Wainwright (66) ()	W B	4/9/82
13.79 (+1.0)	Jennifer Jones (48) (2H)	W Ch'church	26/1/74
13.80 (-0.5)	Jenny Low (62) (1)	Q S	11/3/84
13.81 (+0.1)	Jane Flemming (65) (hept)	V B	13/4/85
13.82 (+0.3)	Chris Stanton (59) (1H)	W C	30/3/85
13.86 (-2.0)	Dianne Gardner (62) (1)	Q B	2/3/85
13.87 (+0.6)	Sally Mair (54) (3H)	V Ch'church	29/1/74
13.87 (-0.5)	Debbie Phillips (63) (2)	N S	11/3/84
13.87 (+0.3)	Jocelyn Miller (64) (2H)	T C	30/3/85
13.89 (+0.7)	Heleen Davy (58) (4)	Q Ch'church	31/1/81
13.92 (+0.9)	Cheryl Boswell (54) ()	S B	4/9/82
13.93 (+1.7)	Sharon Jaklofsky-Smith (68) (1)	Q B	17/3/85
13.96 (+1.1)	Roxanne Gelle (58) (4)	W S	23/3/80
13.97 (+1.1)	Louise McKinnon (59) (5)	V S	23/3/80

Manual

12.5 ()	Pam Ryan (39) (1)	V Warsaw	28/6/77
13.0 ()	Penny Gillies (51) (1)	N B	16/12/79
13.1 ()	Maureen Caird (51) (1)	N S	26/2/72
13.2 ()	Diane Pease (45) (1)	N S	13/12/73
13.2 ()	Gayle Dell (48) (1)	V M	17/1/76
13.3 ()	Glynis Nunn (60) (hept)	S A	16/6/84
13.5 ()	Jennifer Jones (48) (1)	W P	12/1/74
13.5 ()	Cheryl Boswell (54) (2)	S M	21/3/76
13.5 ()	Heleen Davy (58) (2)	Q B	16/12/79
13.5 ()	Eileen Hirdle (49) (1)	W P	2/2/80
13.5 ()	Robyn Lorraway (61) (1)	V A	12/2/80

84/85

13.02 (-1.5)	Glynis Nunn (60) (Hept)	S LA	3/8
13.14 (+1.2)	Nunn (35f)	LA	10/6
13.20 (-0.7)	Nunn (5)	LA	10/6
13.28 (0.0)	Nunn (4)	Walnut	28/7
13.35 ()	Nunn (1)	Los Gatos	7/7
13.43 (+0.1)	Nunn (4)	Berkeley	14/7
13.43 (+1.7)	Nunn (1H)	C	30/3
13.47 (0.0)	Nunn (1)	Burnaby	16/7
13.53 (-1.2)	Nunn (1)	C	31/3
13.3 ()	Nunn (Hept)	A	16/6
13.81 (+0.1)	Jane Flemming (65) (hept)	V B	13/4
13.82 (+1.4)	Jenny Low (62) (2)	Q S	24/3
13.82 (+0.3)	Chris Stanton (59) (1H)	W C	30/3
13.86 (-2.0)	Dianne Gardner (62) (1)	Q B	2/3
13.87 (+0.3)	Jocelyn Miller (62) (2H)	T C	36/3
13.93 (+1.7)	Sharon Jaklofsky-Smith (68) (1)	Q B	17/3
14.06 (-1.1)	Jayne Wainwright (66) (3)	W B	3/2
14.08 (+0.3)	Debbie Phillips (63) (3H)	N C	30/3
14.09 ()	Kathy Lee (62) (3)	V C	31/3
14.11 (+1.4)	Lesley Richards (63) (4)	N S	24/3
14.16 (+1.7)	Kim Wilson (68) (2)	N B	1/3
14.17 (+1.3)	Heleen Pawlowski (67) (1)	V B	9/12

SPANK
The Australian Sportsman Company
have brought to Australia

Saucony

AMERICA'S FAVORITE RUNNING SHOE

(as quoted by 'RUNNERS WORLD')

	Ret. Retail	Our Price
JAZZ	\$89.99	\$72.00
LADY JAZZ	\$89.99	\$72.00
CHALLENGE	\$73.99	\$59.20
DIXON	\$89.95	\$79.95
AEROLITE	\$73.99	\$59.20

Available from: **SPORTSMANS WAREHOUSE**
WHYALLA STREET
FYSHWICK, ACT. 2609
Telephone: (062) 806 340

THE LOBSTER BAY B.Y.O. RESTAURANT

Open for business Wednesday to Friday 6 p.m. to 11 p.m. and Saturday 6 p.m. to 12 a.m.

Our restaurant is available for all functions and conventions.



Bookings 743 1808
87 Unitt Street, Melton
A.H. 337 0420

MASSAGE FOR ACTIVE ATHLETES

19 MARY STREET, NORTHMEAD, NSW

Relieves fatigue and stiffness

Reduces risk of injury

Aids recovery from injury

Improves training and performance

GRAEME CHAPMAN ARM, DTM
(ultramarathon runner)

Mention this advert for discount

PHONE: (02) 639 9525

CHEVRON

ADVERTISING REPRESENTATIVES
AND PUBLISHING AGENCY PTY. LTD.

1st FLOOR, 170-4 ABBOTSFORD ST.,
NORTH MELBOURNE, 3051
TELEPHONE: 329 5844

ROSEBUD SQUASH COURTS

47 ROSEMORE ROAD
ROSEBUD, VIC, 3939

OPEN 7 DAYS A WEEK

MON. Noon - 11 p.m. — TUES. 9.30 - 11 p.m.
WED. Noon - 11 p.m. — THUR. 9.30 - 11 p.m.
FRI. 9.30 - 9 p.m. — SAT. 9 - 6 p.m.
SUN. 11 - 7.30 p.m.

We Stock Most Makes & Models of Squash
& Tennis Racquets

Also Equipment for Sale & Hire

TUITION AVAILABLE REPAIRS ON PREMISES
FOR BOOKINGS PHONE:
(059) 86 8402



VILLAGE CENTRE

● Squash, Racquetball, Volleyball ● Aerobic,
Fitness and Yoga Classes ● Fitness, Accident
Prevention and Massage ● Saunas and Solarium

18-26 ANDERSON STREET
TEMPLESTOWE, VIC
Telephone: 846 1242

14.25 (+1.7)	Lyndal Garing (63) (4H)	N C	30/3	61.7	Catherine Gridley (62) (1)	T H	9/3
14.27 (+0.3)	Wendy de Vroom (58) (5H)	N C	30/3	61.89	Kerry Soanes (58) (4)	V M	3/3
14.40 (+1.7)	Joanne Hennessy (68) (3)	Q B	17/3	61.92	Beinda Hoonhout (68) (3)	Q C	30/3
14.2 (-2.0)	Kyle Coombe (67) (heal)	Q B	8/12	62.2	Janine Wynen (68) (2)	V M	18/12
14.2 ()	Eileen Hindle (49) (1)	W P	9/3	62.39	Sue Lawton (65) (1)	N S	24/2
14.3 ()	Julia Pecovsky (68) (1)	V M	15/12	63.25	Michelle Lovett (68) (2)	N S	24/2
14.3 ()	Carolyn Hart (59) (2)	W P	9/3	63.5	Angela Sullivan (66) (3)	N San Franc	4/5
14.66 (+1.0)	Michelle Lovell (68) (6)	N C	30/3	63.5	Sharon Kernaghan (68) (2)	W P	12/1
14.5 ()	Belinda Hoonhout (58) (3)	Q B	15/12	63.6	Georgina Hale (63) (2)	V B	17/5
14.5 ()	Joanne Sinclair (69) (1)	T L	3/2	63.6	Jeany Ewing (65) (5)	V M	19/1
14.82 (+1.0)	Janelle Breen (66) (7)	N C	30/3	64.15	Stacey Atterton (65) (1)	N S	12/1
14.6 ()	Nola Hodgson (64) (2)	V B	15/5	64.48	Jacqueline Amide (67) (1)	V M	2/3
14.86 (+1.3)	Anne-Marie Munro (67) (3)	V B	9/12	64.4	Bev Miller (63) (1)	Q B	17/1
14.86 (+1.3)	Donna Drury (66) (4)	V B	9/12	64.4	Maree Allenby (64) (2)	Q B	17/1
14.95 (+1.3)	Megan Atkinson (67) (5)	N B	9/12	64.5	Annette Fuller (69) (1)	W P	10/1
14.8 ()	Cathy Dennis (64) (1)	T L		64.6	Barbara Wilmot (60) (2)	V M	24/11
15.11 (-1.9)	Lesley Wood (68) (4)	N S	9/2	65.26	Amanda Harrington (68) (3)	V M	9/2
14.9 ()	Georgina Hale (63) (3)	V B	15/5				
14.9 ()	Debbie Tomsett (60) (1)	V M	10/11				
15.18 ()	Joanne Bower (66) (2)	S	21/10				

Wind Assisted

13.73 (+3.8)	Millar (1H)	C	30/3
13.91 (+3.8)	Phillips (3H)	C	30/3

400 METRES HURDLES

All-Time (Combined)

55.03	Debbie Flintoff (60) (1)	V C	31/3:85
56.85	Lyn Foreman (57) (1)	W C	21/12:80
57.28	Marian O'Shaughnessy (54) (1)	V C	4/12:77
57.23	Glynnis Neun (60) (2)	S M	20/3:83
57.51	Debbie Tomsett (60) (3)	V M	14/8:84
57.86	Sally Fleming (61) (1)	W/A P	23/3:79
58.42	Stacey Atterton (60) (2)	N P	27/3:79
58.3	Judy Peckham (60) (1)	V M	22/2:75
58.53	Carmen Campton (51) (3)	N C	4/12:77
58.73	Marianne Hardstaff (63) (4)	T M	20/3:83
59.06	Elizabeth Dale (60) (2)	N P	13/1:80
59.10	Cathy Wilson (67) (1)	V M	30/3:84
59.33	Lesley Richards (63) (4)	N C	31/3:85
59.39	Mia Gabbedy (65) (2)	W M	30/3:84
59.57	Jerilyn Low (62) (1)	Q B	3/3:84
59.73	Lyndley Longstaff (59) (5)	S M	20/3:83
59.84	Wendy de Vroom (59) (5)	N C	31/3:85
60.00	Barbara Stickton (54) (7)	N B	21/3:82
60.0	Eileen Hindle (49) (3)	W B	17/3:78
60.0	Beth Nail (56) (1)	W P	17/12:78

84/85

55.03	Debbie Flintoff (60) (1)	V C	31/3
55.0	Flintoff (1)	M	28/1
55.2	Flintoff (1)	M	21/3
55.75	Flintoff (1)	M	3/3
56.02	Flintoff (1)	Berlin	17/8
56.04	Flintoff (2)	Walnut	25/7
56.21	Flintoff (6)	LA	8/8
56.74	Flintoff (3st)	LA	6/8
56.2	Flintoff (2)	Sacramento	21/7
56.57	Flintoff (1)	A	16/3
58.23	Debbie Tomsett (60) (3)	V C	31/3
58.33	Lesley Richards (63) (4)	N C	31/3
59.6	Mia Gabbedy (66) (1)	W P	2/3
59.7	Glynnis Neun (60) (1)	S A	9/2
59.84	Wendy de Vroom (59) (5)	N C	31/3
60.6	Vicki Goodall (63) (1)	Q B	17/2
60.91	Leslie Hines (58) (3H)	Q C	20/3
61.06	Lyndley Longstaff (59) (5)	V M	3/3
61.77	Rose Lloyd (68) (2)	S C	38/3
61.1	Jodie Allen (66) (2)	T M	71/3
61.4	Gail Malar (63) (1)	T **	2/3
61.07	Megan Atkinson (67) (1)	N S	16/2
61.73	Cathy Wilson (67) (1)	V B	16/3
61.83	Helen Graham (65) (4H)	N C	30/3

4x100 METRES RELAY

84/85	Victoria (1)	V C	30/3
45.42	NSW (2)	N C	30/3
46.38	NSW U/20 (1)	N C	30/3
46.52	Queensland U/20 (2)	Q C	30/3
46.64	NSW (1)	N S	24/2
46.70	NSW U/18 (1)	N B	16/3
46.91	National U/20 (2)	B	3/2
47.67	Victoria U/20 (3)	V C	30/3
47.2	NSW Schools U/18 (1)	N M	27/11
47.3	Glenhumpy (1)	V M	17/2
47.52	Western Australia (3)	W C	30/3
47.53	Western Suburbs (1)	N S	16/12
47.53	Queensland U/18 (2)	Q B	16/3
47.55	Queensland Schools U/18 (1)	Q B	8/12
47.58	NSW Schools U/19 (2)	Q B	8/12

4x200 METRES RELAY

84/85	Queensland University (1)	Q B	2/2
1.40.65	St. Georges (1H)	N S	2/12
1.40.89	Western Suburbs (1)	N S	27/10
1.41.1	Glenhumpy (1)	V M	15/1
1.41.48	Revelsby Workers U/20 (1)	N S	18/11
1.41.9	Doncaster (2)	V M	15/1
1.43.0	Mayne (2)	Q B	2/2
1.43.2	Hox Hill (3)	V M	15/1
1.43.88	Ryde (3)	N S	27/10
1.44.6	Waverley (4)	V M	15/1

4x400 METRES RELAY

84/85	Victoria (1)	V C	31/3
3:34.86	NSW (2)	N C	31/3
3:35.39	Tasmania (3)	T C	31/3
3:41.53	South Australia (4)	S C	31/3
3:42.83	Queensland U/20 (1)	Q C	31/3
3:42.98	NSW U/20 (2)	N C	31/3
3:43.00	Victoria U/20 (3)	V C	31/3
3:44.0	Glenhumpy (1)	V M	17/2
3:46.42	Victoria U/18 (1)	V B	17/3
3:47.31	Queensland U/18 (2)	Q B	17/3
3:47.55	NSW U/18 (3)	N B	17/3
3:48.59	Victoria Schools U/18 (1)	V M	28/11

4x800 METRES RELAY

84/85	Ryde (1)	N S	21/2
8:59:14			

3,000 METRES WALK

All-Time	Sue Cook (58) (1)	W/A C	29/5:82
	Sally Rogers (63) (1)	V M	21/2:82

13.12.64	Kerry Saxby (61) (1)	N S	9/3/85	24.59.1	Karen Iselin (56) (1)	Q B	10/3/79
13.20.67	Bev Wilkins (61) (*)	N S	17/3/84	25.43.7	Frances Burke () (2)	N S	18/2/79
13.47.67	Lorraine Jachno (59) (2)	V S	12/2/84	25.43.90	Yvonne Waters (66) (4)	V M	2/3/85
13.47.9	Sue Narbey (64) ()	W P	24/11	25.51.66	Sharon Schnyder (64) (6)	V C	30/3/85
13.49.6	Anne Pembroke (59) (1)	N S	15/1/75				
13.49.69	Anne Ryan (62) (2)	N S	9/3/85	84/85			
13.56.7	Bev Hayman (61) (3)	T H	/85	22.55.0	Sally Pierson (63) (5)	V Fuxin	25/9
14.09.0	Kerrie Neville (62) (2)	V M	7/3/78	22.56.10	Kerry Saxby (61) (1)	N S	24/2
14.12.2	Lisa Hanson (66) (*)	N S	24/3/84	22.57.42	Pierson (1)	M	2/3
14.12.7	Rachel Thompson (62) (1)	N S	21/2/82	22.59.19	Rachel Thompson (62) (2)	N S	24/2
14.16.2	Roseanne Smith (64) (1)	V M	2/3/84	23.11.11	Sue Cook (58) (1)	A C	30/3
14.17.1	Louise Nicholson (66) (2)	V M	29/11/80	23.19.33	Saxby (2)	C	30/3
14.17.4	Alison Nicholls (53) (1)	V H	5/3/73	23.51.2	Thompson (1)	S	19/1
14.17.5	Sarah Miller (67) (1)	V M	15/12/84	23.53.3	Lorraine Jachno (59) (1)	V M	19/3
14.19.0	Anne Miller (63) ()	V M	15/3/80	24.07.0	Jachno (2)	M	2/3
14.21.8	Lillian Harpur (48) (1)	S A	3/3/74	24.07.12	Thompson (3)	C	30/3
14.23.68	Lilian Shepherd (62) (5)	N S	12/2/84	24.13.17	Ann Ryan (62) (3)	N S	24/2
14.24.99	Frances Toohy (65) (1)	V M	18/3/83	24.40.2	Sue Narbey (64) (1)	W P	2/1
				24.41.5	Bev Hayman (61) (1)	T H	22/12
				24.41.7	Sarah Miller (67) (1)	V M	18/12
				24.50.97	Roseanne Smith (64) (3)	V M	2/3
				25.43.90	Yvonne Waters (66) (4)	V M	2/3
				25.51.66	Sharon Schnyder (64) (8)	V C	30/3
				26.03.8	Janine Goodall (68) (1)	V M	18/12
				26.06.1	Carolyn Vanstan (68) (1)	V M	18/12
				26.07.01	Lisa Harrison (86) (4)	N S	24/2
				26.24.0	Joanne Lambert (69) (1)	S A	21/11
				26.36.0	Julie Wonnocott (57) (1)	A	21/11
				26.40.1	Karen Iselin (56) (1)	Q B	19/1
				26.45.15	Jane Johnson () (10)	N C	30/3
				26.49.32	Rhonda Butcher (70) (6)	N S	24/2
				26.54.0	Renee Talbot (68) (1)	S A	5/12
				27.00.4	Kerry Arkins (68) (1)	N S	26/1
				27.06.2	Penny Urquhart (67) (1)	Q B	10/1/1
				27.21.0	Lillian Harpur (48) (2)	S A	20/2
				27.58.0	Megan Chapman (69) (1)	N S	26/1

84/85

13.12.64	Kerry Saxby (61) (1)	N S	9/3	24.59.1	Karen Iselin (56) (1)	Q B	10/3/79
13.24.7	Saxby (*)	S	12/1	25.43.7	Frances Burke () (2)	N S	18/2/79
13.25.9	Sally Pierson (63) (1)	V M	1/12	25.43.90	Yvonne Waters (66) (4)	V M	2/3/85
13.30.2	Pierson (*)	M	27/10	25.51.66	Sharon Schnyder (64) (8)	V C	30/3/85
13.37.5	Pierson (*)	M	13/10	26.03.8	Janine Goodall (68) (1)	V M	18/12
13.37.5	Saxby (*)	S	9/2	26.06.1	Carolyn Vanstan (68) (1)	V M	18/12
13.49.69	Anne Ryan (62) (2)	N S	9/3	26.07.01	Lisa Harrison (86) (4)	N S	24/2
13.56.7	Bev Hayman (61) (1)	T H		26.24.0	Joanne Lambert (69) (1)	S A	21/11
14.08.5	Ryan (*)	S	9/2	26.36.0	Julie Wonnocott (57) (1)	A	21/11
14.10.2	Sue Narbey (64) (1)	W P	12/1	26.40.1	Karen Iselin (56) (1)	Q B	19/1
14.17.5	Sarah Miller (67) (1)	V M	15/12	26.45.15	Jane Johnson () (10)	N C	30/3
14.25.79	Lisa Harrison (66) (1)	N B	8/12	26.49.32	Rhonda Butcher (70) (6)	N S	24/2
14.28.16	Sue Cook (58) (3)	A S	9/3	26.54.0	Renee Talbot (68) (1)	S A	5/12
14.36.17	Penny Urquhart (67) (3)	Q B	8/12	27.00.4	Kerry Arkins (68) (1)	N S	26/1
14.44.1	Aleyna Narbey (70) (2)	W P	17/11	27.06.2	Penny Urquhart (67) (1)	Q B	10/1/1
14.50.16	Gabrielle Blythe (69) (1)	V B	17/3	27.21.0	Lillian Harpur (48) (2)	S A	20/2
14.51.9	Carolyn Vanstan (68) (1)	V M	19/1	27.58.0	Megan Chapman (69) (1)	N S	26/1
14.57.0	Julie Wonnocott (57) (1)	S A	12/12				
14.58.1	Kerry Arkins (68) (2)	N B	9/12	10KM WALK (Road)			
15.01.8	Michelle Scott (68) (3)	W P	17/11	84/85			
15.03.3	Jannie Goodall (68) (3)	V B	9/12	46.54.0	Sue Cook (58) (1)	N S	21/7
15.11.0	Roseanne Smith (64) (1)	V M	8/12	47.22.0	Cook ()	C	7/7
15.26.0	Renee Talbot (68) (1)	S A	12/12	47.34.2	Cook (2)	Copenhagen	13/5
15.29.4	Yvonne Waters (66) (1)	V M	1/12	47.47.0	Sally Pierson (61) (2)	V Fuxin	23/9
15.30.8	Leanne Wynne (69) (4)	V M	19/1	48.22.0	Kerry Saxby (61) (9)	N Lomelo	26/5
15.33.8	Roslyn Francis (68) (5)	N B	9/12	48.35.0	Rachel Thompson (62) (4)	N Copenhagen	13/5
15.39.63	Jane Lewry (66) (6)	S B	9/12	48.38.0	Lorraine Jachno (59) (11)	V Lomello	26/5
15.45.0	Jackie Lewis () (5)	S A	12/12	49.14.0	Jachno (1)	Eschborn	3/6
15.46.49	Rhonda Butcher (70) (3)	N S	17/2	49.39.0	Thompson (14)	Lomello	26/5
15.48.1	Tanya Clarke (66) (2)	N S	24/11	49.49.0	Jachno (6)	Copenhagen	13/5
15.48.90	Megan Chapman (69) (2)	N S	20/10	51.01.0	Lisa Harrison (66) (1)	N Richmond	7/7
15.52.55	Jane Johnson () (5)	N S	9/3	51.24.7	Sue Narbey (64) (1)	W M	19/8
15.54.0	Rebecca Waters (72) (7)	V M	24/11	51.46.0	Anne Ryan (62) (17)	N Fuxin	23/9
15.54.2	Wendy Muldoon (71) (2)	V M	3/11	53.04.8	Yvonne Waters (66) (3)	V M	19/8
				53.25.0	Julie Wonnocott (57) (1)	S A	3/5
				53.59.6	Sarah Miller (67) (4)	V M	19/6
				54.34.0	Lillian Harpur (48) (2)	S A	5/5
				54.52.0	Rhonda Butcher (70) (2)	N S	14/7
				55.24.0	Renee Talbot (68) (1)	S A	7/7
				55.42.8	Lanne Castle (63) (1)	S A	11/8
				56.19.0	Jane Lewry (66) (2)	S A	7/7
				56.23.0	Tanya Clarke (66) (3)	N S	14/7
				56.48.0	Roslyn Francis (68) (4)	N S	14/7
				57.27.7	Janine Goodall (68) (5)	V M	19/8
				58.44.0	Kim Carroll (69) (3)	N Richmond	7/7
					- en-route time		

5,000 METRES WALK (Track)

All-Time							
22.04.42	Sue Cook (58) (1)	V M	1/4/84	1.36.19.0	Sally Pierson (63) (1)	V M	15/7
22.15.0	Sally Pierson (63) (1)	V M	27/1/84	1.36.23.0	Sue Cook (58) (1)	A C	7/7
22.52.0	Lorraine Jachno (59) (2)	V C	17/2/84	1.44.56.6	Kerry Saxby (61) (1)	N M	19/8
22.59.19	Rachel Thompson (62) (2)	N S	24/2/85	1.44.57.0	Saxby (1)	S	14/7
23.23.0	Anne Miller (63) (1)	V M	22/3/84	1.44.57.6	Rachel Thompson (62) (1)	N M	19/8
23.55.69	Bev Wilkins (61) (1)	N S	3/3/84	1.45.07.6	Anne Ryan (62) (3)	N M	19/8
24.04.0	Kerrie Neville (62) (1)	V M	13/5/78	1.48.49.8			
24.05.15	Kerry Saxby (61) (5)	N M	1/4/84				
24.17.0	Sue Narbey (64) (1)	W P	26/1/83				
24.13.17	Ann Ryan (62) (3)	N S	24/2/85				
24.41.5	Bev Hayman (61) (1)	T H	22/12/84				
24.41.7	Sarah Miller (67) (1)	V M	18/12/84				
24.44.4	Frances Toohy (65) (1)	V M	21/2/82				
24.44.82	Lillian Harpur (48) (4)	S A	21/3/81				
24.50.97	Roseanne Smith (64) (3)	V M	21/3.85				
24.58.0	Anne Pembroke (59) (1)	N S	26.3.75				

1.48.57.0	Ryan (2)	S	14/7
1.49.52.0	Thompson (2)	C	7/7
1.53.08.4	Julie Wonnacott (5/7) (4)	S M	19/8
2.00.08.2	Lorraine Jachop (5/9) (5)	V M	19/8
2.02.39.1	Lisa Harrison (6/6) (6)	N M	19/8
2.05.45.0	Judy Johnson (44/7) (8)	- A M	19/8
2.06.29.1	Marlene Stanway (3/8) (8)	V M	19/6
2.11.27.0	Janne Goodall (6/8) (2)	V M	15/7
2.14.03.0	Sharon Dunk (6/4) (3)	N S	14/7

HIGH JUMP

All-Time

1.96	Chris Stanton (5/9) (Hepl)	W A	26/1/85
1.94	Vanessa Browne (6/3) (1)	W A	26/2/83
1.93	Katrina Monow (5/9) (1)	N Edmonton	17/8/78
1.87	Deann Bopf (6/2) (1)	Q M	21/3/85
1.86	Ann Turnbull (6/2) (Hepl)	S M	9/3/85
1.85	Jocelyn Miliar (6/2) (1)	T M	30/1/85
1.85	Sharon Barber (6/5) (1)	S C	29/3/85
1.84	Donna Robertson (6/1) (5)	N M	1/4/84
1.835	Michele Brown (3/9) (1)	N S	1/11/84
1.83	Sandra Moran (6/1) (1)	S A	26/2/83
1.83	Cathy Lee (6/2) (1)	S A	26/2/83
1.83	Glynis Nunn (6/0) (Hepl)	Q/S C	14/4/84
1.83	Joanne Gracey (6/5) (2)	Q B	2/3/85
1.82	Cathy Soames (5/7) (3)	V P	25/3/79
1.82	Tracy Hinde (6/4) (1)	Q A	7/12/80
1.82	Tracey Brand (6/5) (1)	Q H	12/12/82
1.82	Cathy Sharpe (6/7) (2)	N H	12/12/82
1.81	Debbie Boyce (6/5) (1)	S A	22/11/80
1.81	Karenne Dennis (6/7) (1)	Q B	21/2/81
1.81	Jane Steinfurt (6/2) (1)	V M	7/2/81
1.81	Cheryl Hurst (6/9) (1)	S B	9/12/84
1.81	Jenny Talbot (6/4) (5)	V C	31/3/85

84/85

1.96	Chris Stanton (5/9) (Hepl)	W A	26/1
1.94	Vanessa Browne (6/3) (6)	W LA	10/8
1.93	Browne (1)	Eugene	21/7
1.92	Browne (2)	Riccione	26/8
1.91	Browne (1)	Antoni	7/7
1.91	Browne (1)	Osaka	15/1
1.90	Browne (1)	Beifast	19/6
1.90	Stanton (1)	San Diego	30/7
1.90	Browne (qual)	LA	9/8
1.90	Stanton (qual)	LA	9/8
1.90	Browne (6)	Rome	31/8*
1.90	Browne (1)	C	19/2
1.90	Stanton (Hepl)	P	3/3
1.90	Stanton (1)	A	16/3
1.90	Browne (2)	A	16/3
1.90	Stanton (1)	C	31/3
1.87	Deann Bopf (6/2) (1)	Q M	21/3
1.86	Ann Turnbull (6/2) (Hepl)	S M	9/3
1.85	Jocelyn Miliar (6/2) (1)	T M	30/1
1.85	Sharon Barber (6/5) (1)	S C	29/3
1.83	Donna Robertson (6/1) (1)	N S	10/11
1.83	Joanne Gracey (6/5) (2)	Q B	2/3
1.81	Cheryl Hurst (6/9) (1)	S B	9/12
1.81	Jenny Talbot (6/4) (5)	V C	31/3
1.80	Glynis Nunn (6/0) (Hepl)	S LA	3/8
1.80	Colleen Cummings (6/8) (1)	V B	17/3
1.80	Jane Flemming (6/5) (Hepl)	V B	13/4
1.78	Berry Maurel (6/7) (1)	N S	27/10
1.77	Tracey Shephard (6/5) (1)	W P	26/10
1.77	Lanetta Kirk (7/0) (2)	T B	17/3
1.76	Leone Fahy (6/7) (1)	N S	20/11
1.76	Deanne Kerwin (6/8) (3)	Q C	29/3
1.75	Cathy Sharpe (6/7) (2)	N M	26/11
1.75	Sharonne Suter (6/6) (1)	N S	15/12
1.74	Cher Rangall (6/7) (Hepl)	S A	26/1
1.75	Helen Price (6/8) (2)	Q B	3/2
1.75	Janey Forrest (6/9) (1)	V M	13/2
1.74	Jeanette Lamont (6/7) (2)	V M	2/7

1.74	Kirst Lindop (7/0) (1)	N B	9/12
1.74	Renee Jones (1) (2)	Q B	9/12
1.74	Kellie Farrell (6/6) (-2)	N B	17/3
1.74	Lara Assan (6/9) (3)	S H	17/3
1.74	Mindi Ware (6/9) (-4)	N D	17/3
1.74	Sharon Jakobsky-Smith (6/8) (Hepl)	Q B	13/4
1.73	Cathy Lee (6/2) (2)	S A	17/11
1.73	Rosaland Ety (6/6) (5)	V C	29/3
1.72	Prue Ely (6/9) (1)	N S	10/11
1.71	Kylie Williams (1) (3)	W B	9/12
1.71	Gai Kapernick (7/0) (4)	Q B	8/12
1.71	Jenni Pearman (7/0) (5)	A B	8/12
1.71	Penny Pasco (1) (6)	Q B	17/3
1.70	Georgina Hale (6/3) (Hepl)	V B	14/5
1.70	Michelle Richmond (6/7) (1)	V M	3/11
1.70	Helen Ware (6/7) (2)	V M	3/11
1.70	Leah Cranston (7/0) (1)	Q B	10/11
1.70	Beinda Hoodhor (6/8) (2)	Q B	10/11
1.70	Amanda Connors (6/9) (2)	Q B	10/11
1.70	Christine Kondos (6/3) (1)	V M	10/11
1.70	Angela Sindelar (6/8) (1)	V M	17/11
1.70	Julie Shirley (6/2) (1)	Q B	24/11
1.70	Tracey Hinde (6/4) (2)	Q B	24/11
1.70	Annette Bud (6/7) (3)	Q B	9/12
1.70	Deanne Tschepko (6/9) (3)	S A	4/1
1.70	Karen Fuller (6/8) (Hepl)	N S	8/3
1.70	Louise McPaul (6/9) (Hepl)	N S	9/3

LONG JUMP

All-Time

6.75 (1)	Robyn Lorraway (6/1) (1)	W A C	28/1/84
6.70 (1)	Lyn Jacek (5/3) (1)	N B	18/3/78
6.65 (-0.8)	Glynis Nunn (6/0) (Hepl)	Q/S LA	4/8/84
6.62 (1)	Linda Garden (5/5) (1)	N Auckland	25/1/81
6.58 (+0.7)	Erica Hooper (5/3) (2)	Q/V Edmonton	11/8/78
6.55 (+1.9)	Nicole Boegman (6/7) (1)	N S	15/10/83
6.40 (1)	Chris Stanton (5/9) (1)	W A	21/3/81
6.33 (1)	Helen Searle (3/9) (1)	N S	13/2/85
6.33 (1)	Kim Thorley (6/4) (1)	N P	15/12/79
6.31 (1)	Diane Pease (4/5) (1)	N S	13/3/71
6.31 (1)	Sandra Priestly (6/5) (1)	Q U	2/3/85
6.30 (+2.0)	Ann Turnbull (6/2) (3)	S A	14/3/84
6.29 (1)	Lenae Litchombe (4/6) (1)	Q B	5/3/86
6.28 (1)	Chris Booth (5/1) (1)	N S	7/2/79
6.26 (1)	Eileen Hirdle (4/9) (1)	W P	25/3/72
6.25 (1)	Jan Carroll (4/4) (1)	W P	4/12/85
6.25 (1)	Sharon Jakobsky-Smith (6/8) (2)	Q B	3/3/85
6.24 (1)	Pam Ryan (3/9) (1)	V M	21/3/85
6.22 (1)	Jayne Wainwright (6/6) (1)	W P	20/2/83
6.22 (-0.5)	Megan McLean (6/4) (6)	A C	30/3/85

84/85

8.71 (1)	Robyn Lorraway (6/1) (1)	A A	27/1
8.67 (+1.9)	Lorraway (6)	LA	9/8
8.66 (+0.8)	Glynis Nunn (6/0) (Hepl)	S LA	4/8
8.61 (1.2)	Lorraway (qual)	LA	8/6
8.60 (0.0)	Lorraway (2)	London	18/6
8.54 (1)	Lorraway (2)	Annam	7/7
8.52 (-0.5)	Linda Garden (5/5) (1)	N C	30/3
8.50 (-1.6)	Lorraway (6)	Budapest	20/8
8.50 (1)	Garden (1)	S	12/1
8.50 (1)	Nicole Boegman (6/7) (1)	N C	9/1
8.50 (0.2)	Lorraway (2)	C	30/3
8.31 (1)	Sandra Priestly (6/5) (1)	Q B	2/3
8.27 (0.1)	Ann Turnbull (6/2) (Hepl)	S R	14/4
8.25 (1)	Sharon Jakobsky-Smith (6/8) (2)	Q B	3/3
8.22 (1)	Chris Stanton (5/9) (1)	W P	5/1
8.22 (-0.6)	Megan McLean (6/4) (6)	A C	30/3
8.10 (3.1)	Jocelyn Miliar (6/2) (Hepl)	T B	14/4
8.10 (2.7)	Jane Flemming (6/5) (Hepl)	V B	14/4
8.06 (1)	Beinda Hoodhor (6/8) (2)	Q B	17/2
8.06 (-0.8)	Janette Suter (6/6) (1)	V C	31/3
8.04 (1)	Selena Mence (6/9) (1)	Q H	9/1
8.03 (1)	Jane Flemming (6/7) (2)	A C	30/3

Have you lost interest in your savings account?

Compare your old fashioned low interest savings account to our ANZ Access Account, and you'll find plenty to get excited about.

You'll be earning high interest, and your money is always available at call. And the Access streamlined banking system is designed to make your banking simpler and more convenient.

With ANZ Access you can arrange for your pay to be automatically put in, regular payments like rent or car payments paid out and you can make transfers from account to account. Plus you can easily arrange to withdraw cash at any ANZ branch in Australia.

Interested? See your nearest ANZ branch soon.



Access Account.

Best Wishes to Australian Athletes from

ALBRIGHT & WILSON (AUSTRALIA) LIMITED

Manufacturers of Industrial
Phosphates Surfactants Acrylic
Emulsions and Solutions

Factories:

Whitehall Street, Yarraville, Vic.
Middleborough Road, Box Hill, Vic.
Davis Road, Wetherill Park, N.S.W.

Registered Office:

610 St. Kilda Road, Melbourne, Vic.



Albright & Wilson
Australia is a subsidiary
of Albright & Wilson Ltd.
a Tenmecc company

ROYAL PARADE TRAVELODGE

Where Australia's Top Athletes Stay

Rooms available from \$60.00 per night
Family Apartments available on request

For bookings phone Melbourne 380 9221
441 Royal Parade, Parkville 3052

From Princeton Books Pty. Ltd.

Distributors of books on Sports, Fitness, Conditioning, with over 250 titles some of which are:

RUNNING YOUR BEST RACE

- Joe Henderson. \$22.50

In four sections you will learn how to play, train for, run, and review your races. This is the book you need.

AN ATHLETE'S GUIDE TO SPORTS PSYCHOLOGY

Mental skills for physical people - Dorothy & Bette Harris. \$19.95

How to explore the enormous capacities of your mind in order to achieve athletic excellence.

HOME GYM FITNESS SERIES - Dr Charles Kuntzleman.

Exercise Bike Workouts, Rowing Machine, Free Weight Workouts. \$12.50 ca.

showing the most efficient way to get maximum benefits for optimal results.

FITNESS FOR SPORT - Rex Hazeldine

\$24.95 Illustrated how to devise a personal fitness programme to suit the individuals needs, with clear explanatory diagrams.

For a complete list of titles please contact:

Princeton Books Pty. Ltd.
Cnr Mills & Herold Streets,
CHELTENHAM, Vic. 3192
P.O. Box 21, Cheltenham

5.68 ()	Kylie Coombe (67) (Hepl)	Q B	8/12	13.70	Glynn Nunn (60) (2)	S Los Gatos	7/7
5.86 ()	Kerry Norman (57) (3)	D B	3/3	13.66	Greta Larsen (66) (2)	T C	29/3
5.83 ()	Rosemary Clarke (61) (2)	N S	12/1	13.64	Bernadette Serone (68) (2)	N B	9/12
5.80 (0.0)	Kim Wilson (68) (2)	N C	31/3	13.25	Chris Stanton (59) (Hepl)	W B	13/4
5.76 ()	Cheryl Hurst (69) (1)	S A	23/2	12.99	Jhodie Hammond (64) (Hepl)	V M	9/3
5.75 ()	Rachel Kothe (69) (1)	O B	8/12	12.93	Jenny Irwin (68) (1)	W P	9/3
5.75 ()	Wilma Perkins (49) (5)	Q B	3/3	12.87	Nassara French (69) (1)	W P	16/2
5.75 (+1.6)	Amanda O'Neill () (3)	V M	9/2	12.86	Pam Mountfield (65) (3)	N S	26/1
5.74 (+1.3)	Chris Sharp (67) (2)	V M	2/3	12.79	Kylie Davoren (67) (2)	N S	16/2
5.72 ()	Anne Rutherford (66) (1)	V B	9/12	12.74	Loanne Dodling (66) (2)	V Warragul	27/1
5.71 ()	Wendy de Vroom (59) (1)	N S	3/11	12.72	Tracy Jones (67) (1)	V M	3/11
5.71 ()	Tina O Byrne () (2)	Q M	25/11	12.69	Sharon Clarke (68) (1)	N Auburn	30/12
5.70 ()	Lainey Harrison (69) (1)	V M	2/2	12.69	Robyn May (64) (6)	V M	2/3
5.68 ()	Chris Knox (61) (3)	N S	8/12	12.62	Andrina Rovis-Herman (61) (2)	A B	16/2
5.68 ()	Lesley Richards (63) (Hepl)	N S	10/3	12.53	Sharon Jakkitsky-Smith (68) (Hepl)	O B	23/2
5.69 ()	Chris Randall (67) (1)	S A	23/2	12.40	Sally Peirson (62) (1)	S A	24/11
5.69 (+1.9)	Pat Goodrope (58) (3)	V M	2/3	12.35	Robyn Fellowes (69) (1)	D B	17/11
5.68 ()	Eileen Hindle (49) (1)	W P	2/3	12.29	Leanne Dennis (63) (3)	A S	12/1
5.67 ()	Mindi Ware (69) (1)	N S	20/10	12.28	Helen Ware (67) (2)	V M	3/11
5.66 ()	Kathy Hale (64) (1)	S A	24/11	12.20	Jacqueline Meier (66) (5)	N C	29/3
5.66 ()	Gina Tovo (70) (1)	N B	8/12	12.13	Ann Turnbull (62) (Hepl)	S M	9/3
5.63 (+0.4)	Vicki Foard () (3)	V B	16/3	11.92	Catherine Sweeney (69) (3)	N S	16/2
5.62 ()	Edyfa Jasinska (67) (3)	W M	25/11	11.78	Chris Mitchell (67) (5)	S B	9/12
5.62 (-0.1)	Jhodie Hammond (64) (Hepl)	V B	14/4				
5.60 (+1.9)	Rachel Klein () (4)	D B	16/3				

Wind Assisted

6.87 ()	Boegman (1)	C	9/1
6.39 (+2.6)	Stanton (1)	P	12/1
6.06 (+3.1)	Clarke (3)	S	23/2
5.99 (+3.7)	Spradley (1)	S	1/12
5.93 (+3.7)	de Vroom (4)	S	23/2
5.81 (+2.5)	Richards (2)	S	8/12

SHOT PUT

All-Time

19.74	Gael Martin (56) (1)	N Berkeley	14/7/84
17.64	Bev Francis (55) (1)	V M	6/12/80
17.19	Astra Etienne (60) (1)	V C	19/12/84
16.91	Sue Reinwald (63) (1)	V M	29/10/83
16.36	Jean Roberts (43) (1)	V Birmingham	9/4/72
16.20	Luzigna Taylor (56) (1)	N S	7/1/78
16.18	Chris Schultz (51) (2)	V M	18/1/84
15.64	Anna Laurens (50) (1)	V S	5/7/70
15.06	Pat Donnelly (61) (3)	V M	27/1/83
14.73	Sue Howland (60) (2)	O M	27/11/80
14.45	Andrina Rovis-Herman (61) (1)	W C	31/10/81
14.45	Yvette Ykema (59) (1)	V Geelong	13/10/84
14.33	Jane Keen (48) (1)	N A	9/3/68
14.14	Heidi Wittesch (57) (1)	S A	24/2/85
14.10	Michelle Bancroft (65) (2)	N S	20/1/85
14.07	Lyn Parry () (1)	V M	16/12/67
14.01	Mary Breen (33) (1)	N S	23/9/62
13.95	Jufanue Canoe (63) (1)	N C	16/11/80
13.93	Val Lawrence (36) (1)	W M	17/11/58
13.93	Glynn Nunn (60) (Hepl)	Q.S. B	28/8/82

84/85

19.74	Gael Martin (56) (1)	V Berkeley	14/7
19.51	Martin (1)	Milan	13/6
19.33	Martin (1)	Sacramento	2/7
19.19	Martin (3)	LA	3/8
17.81	Martin (1)	C	30/3
17.19	Astra Etienne (60) (1)	V C	19/12
17.03	Martin (1)	M	2/3
16.79	Etienne (1)	C	27/10
16.71	Martin (7)	Paris	18/1
16.34	Etienne (1)	C	20/10
16.26	Etienne (1)	C	16/1
15.82	Sue Reinwald (63) (3)	V C	30/3
15.08	Chris Schultz (51) (2)	V M	15/12
14.45	Yvette Ykema (59) (1)	V Geelong	13/10
14.14	Heidi Wittesch (57) (1)	S A	24/2
14.10	Michelle Bancroft (65) (2)	N S	20/1

DISCUS THROW

All-Time

63.00	Gael Martin (56) (1)	V M	11/1/79
55.91	Jean Roberts (43) (1)	V M	15/1/74
55.38	Sue Reinwald (63) (1)	V C	31/3/85
54.20	Denise Ashford-Wykes (56) (1)	N S	18/12/74
53.44	Astra Etienne (60) (1)	V C	23/1/85
53.42	Luzigna Taylor (56) (2)	N B	4/6/78
51.94	Jane Keen (48) (1)	N S	3/2/68
51.02	Sue Cully (52) (1)	N S	19/2/75
51.00	Andrina Rovis-Herman (61) (1)	W C	13/3/82
50.96	Anna Laurens (50) (3)	V M	15/1/74
50.64	Rosilyn Williams (43) (1)	N S	6/1/82
50.61	Mary Breen (33) (1)	N S	22/2/64
50.54	Yvette Ykema (59) (1)	V Geelong	23/2/85
50.12	Chris Schultz (51) (1)	V M	14/2/81
49.40	Heidi Wittesch (57) (1)	S A	16/3/85
49.26	Bev Francis (55) (2)	V M	14/3/81
49.00	Mary McDonald () (1)	N S	14/3/64
49.00	Pam Mountfield (65) (1)	N S	3/3/84
48.95	Ines Livich (64) (1)	W P	14/2/81
48.88	Gail Henderson (59) (1)	D A	5/12/76

84/85

61.92	Gael Martin (56) (2)	V Sacramento	21/7
60.76	Martin (1)	Berkeley	14/7
57.38	Martin ()	Pavia	10/6
55.88	Martin (5)	LA	1/18
55.38	Martin (equal)	LA	10/8
55.38	Sue Reinwald (63) (1)	V C	31/3
54.28	Reinwald (1)	M	3/3
53.88	Reinwald (1)	M	30/1
53.74	Martin (2)	M	3/8
53.44	Astra Etienne (60) (1)	V C	23/1
50.54	Yvette Ykema (59) (1)	V Geelong	23/2
50.04	Chris Schultz (51) (6)	V M	30/1
49.40	Heidi Wittesch (57) (1)	S A	16/3
48.26	Andrina Rovis-Herman (61) (2)	A C	3/11
47.70	Pam Mountfield (65) (1)	N S	1/1
47.48	Clare Malt () (1)	S C	30/3
47.16	Sally Peirson (62) (4)	S C	11/3
45.42	Jane Keen (48) (1)	N S	2/2
45.40	Robyn May (64) (1)	V M	10/11
44.24	Tracy, Phillip (69) (1)	W P	10/11
44.02	Nassara French (69) (1)	W P	1/12
43.85	Monika Wegener (65) (1)	L L	26/10
43.12	Leanne Dennis (63) (5)	A S	24/2
42.84	Heike Faith (56) (6)	N S	24/2
42.21	Katrina Standerwick (61) (4)	V S San Franc	4/5
42.16	Jule Amos (65) (4)	N S	19/1

42.06	Sharon Clarke (68) (5)	N S	19/1	40.36	Jane Flemming (65) (Hep)	V B	14/4
42.04	Jenny Irwin (68) (1)	W B	16/3	40.24	Jhodie Hammond (64) (Hep)	V N	14/4
41.36	Joanne Kendall (66) (5)	N S	24/2				
41.18	Kathy Walton (67) (1)	Q B	10/11				
40.92	Tracey Watts (67) (1)	N S	27/1				
40.72	Brownin Roberts (67) (2)	V M	3/11				
40.50	Chris Mitchell (67) (2)	S A	1/12				
40.46	Jacqueline Meier (66) (1)	N S	13/2				
40.44	Lisa McHarg (63) (7)	N S	24/2				
40.34	L Raworth () (4)	Q R	8/12				
39.76	Rochelle Sutton (70) (2)	V M	9/2				

JAVELIN THROW

All-Time							
69.28	Petra Rivers (52) (1)	V B	20/3/82				
66.74	Pat Matthews (58) (1)	V B	16/12/79				
65.74	Sue Howland (60) (1)	Q M	19/9/82				
57.84	Chris Hunt (50) (1)	N/V M	20/3/76				
57.40	Anna Pazerá-Bocson (36) (1)	S Cardiff	24/7/58				
55.80	Jeanette Kieboom (59) (1)	S H	1/2/82				
54.76	Margaret Philloott (54) (2)	N B	19/3/77				
52.46	Terr Wrenn (57) (3)	W M	6/11/80				
52.30	Janina Riley (52) (1)	N S	22/2/75				
52.14	Jenny Elwin (53) (2)	S CHchurch	29/1/74				
51.69	Mary Thomas (44) (1)	N B	14/3/69				
51.39	Margaret Kosciak (49) (1)	N Kingston	11/8/66				
50.78	Lisa McHarg (63) (1)	N S	19/2/84				
50.70	Leanne Dennis (63) (1)	A C	14/3/81				
50.36	Cathy Wilkinson (63) (1)	S A	18/12/82				
50.34	Diane White (51) (1)	N S	7/2/70				
49.38	Tracey Oliver (62) (2)	V M	31/10/81				
48.96	Vicki Harwood (63) (2)	T H	1/2/82				
48.60	Lyndal Kennedy (67) (1)	N B	18/3/82				
48.54	Cherry Harvey (66) ()	Q Modesto	23/4/83				

84/85

59.12	Petra Rivers (52) (qual)	V LA	5/8				
56.20	Rivers (12)	LA	6/8				
53.94	Pam Matthews (58) (2)	V M	21/3				
52.44	Jeanette Kieboom (59) (1)	S A	24/2				
52.19	Kieboom (1)	C	29/3				
51.74	Rivers (3)	Eugene	21/7				
51.48	Rivers (3)	Berkeley	14/7				
50.70	Kieboom (1)	A	11/1				
50.70	Kieboom (1)	A	9/2				
50.54	Matthews (2)	C	29/3				
49.66	Lisa McHarg (63) (1)	N S	23/2				
48.84	Mary Thomas (44) (2)	N S	24/3				
48.48	Cherry Harvey (66) (1)	Q A	10/11				
48.32	Leanne Dennis (63) (1)	A C	10/11				
48.14	Lyndal Kennedy (67) (3)	N S	24/3				
46.90	Sharon Clarke (68) (1)	N S	12/1				
46.94	Tracey Griffin (64) (1)	V Geelong	24/11				
46.20	Kate Farrow (67) (1)	S B	17/3				
45.18	Jane Bates (65) (2)	Q B	3/3				
44.78	Sandra Moran (61) (2)	S A	9/2				
44.69	Sally Wijesundira (64) (1)	W P	2/3				
44.40	Jeanette Boyce (64) (3)	S A	74/2				
44.34	Jenny Erwin (53) (2)	S A	10/11				
44.28	Lesley Richards (63) (2)	N S	10/11				
43.80	Vanessa French (69) (2)	W B	9/12				
43.42	Annette Broadway (60) (2)	V B	17/3				
42.96	Sharon Jakolowsky-Smith (66) (Hep)	Q B	24/2				
42.66	Lyndal Bayliss (67) (2)	V B	17/3				
42.38	Anne Turnbull (62) (Hep)	S B	14/4				
42.20	Fiona Atkinson () (1)	S B	6/12				
41.36	Martine Boland (66) (4)	N S	23/2				
41.30	Joanne Whybrow (68) (3)	V C	30/3				
41.26	Heather Atkinson (66) (6)	S C	30/3				
40.90	Pam Mouchie (65) (5)	N S	28/2				
40.66	Jane Brydoy (67) (5)	S B	17/3				
40.62	Lesl Dransfield (70) (1)	Q M	27/11				
40.58	Chris Schuttz (51) (4)	V M	2/3				
40.38	Jane Bowles (55) (1)	I M	1/12				

HEPTATHLON

All-Time							
6,390a	Glynis Nunn (60) (1)	Q/S LA	4/8/84				
6,034	Chris Stanton (59) (1)	W P	4/3/85				
5,968a	Jane Flemming (65) (1)	V B	14/4/85				
5,941a	Jocelyn Millar (62) (2)	T B	14/4/85				
5,600a	Ann Turnbull (62) (3)	S B	14/4/85				
5,650	Sharon Jakolowsky-Smith (68) (1) (Q R)	Q R	24/2/85				
5,599a	Lesley Richards (63) (3)	N C	15/4/84				
5,444a	Katie Harders (63) (3)	Q B	5/9/82				
5,483	Kylie Coombe (67) (1)	Q M	18/3/84				
5,414a	Wendy de Vroom (59) (5)	N C	15/4/84				
5,350a	Jhodie Hammond (64) (6)	V B	14/4/85				
5,333a	Margaret Hamley (61) (4)	N A	3/4/83				
5,330	Georgina Hale (63) (2)	V M	18/3/84				
5,314	Chris Randall (67) (1)	S A	27/1/84				
5,221a	Amanda Thomas (64) ()	N C	15/4/84				
5,198	Andrea Bramwell (65) (2)	V M	31/1/83				
5,189a	Dania Vianou (63) (2)	W A	20/3/81				
5,160	Nicole Boegman (67) (1)	N S	3/10/83				
5,112a	Cathy Dennis (64) (2)	T H	11/12/82				
5,106a	Vicki Goodall (65) ()	Q C	15/4/84				

84/85

6,390a	Glynis Nunn (60) (1)	S LA	4/8				
6,169	Nunn (1)	A	17/6				
6,034	Chris Stanton (59) (1)	W P	4/3				
5,968a	Jane Flemming (65) (1)	V B	14/4				
5,941a	Jocelyn Millar (62) (2)	T B	14/4				
5,859	Stanton (1)	A	27/1				
5,800a	Ann Turnbull (62) (3)	S U	14/4				
5,833	Miller (1)	I	23/1/2				
5,752a	Stanton (4)	B	14/4				
5,674a	Turnbull (1)	M	10/3				
5,650	Sharon Jakolowsky-Smith (68) (1) (Q H)	Q H	24/2				
5,533a	Lesley Richards (63) (1)	N S	10/3				
5,426	Kylie Coombe (67) (2)	Q B	8/12				
5,350a	Jhodie Hammond (64) (6)	V B	14/4				
5,367	Wendy de Vroom (59) (5)	N C	17/3				
5,314	Chris Randall (67) (1)	S A	27/1				
5,195	Georgina Hale (63) (2)	V B	15/5				
5,085a	Belinda Hootnbull (68) (1)	Q R	14/4				
4,959a	Sharon Barber (65) (1)	S B	14/4				
4,962	Debbie Barrett (68) (3)	W R	8/12				
4,873a	Sue Lawton (65) (1)	N S	10/3				
4,780a	Michelle Lovell (68) (2)	N B	14/4				
4,796	Jo O'Reilly (68) (3)	S A	27/1				
4,559a	Louise McPaur (69) (2)	N S	10/3				
4,534a	Kylie Davidson (67) (3)	N S	10/3				
4,534a	Karen Davies (65) (4)	Q B	14/4				
4,520a	Elizabeth Gray (66) (2)	N S	10/3				
4,516a	Heen Price (68) (4)	Q B	14/4				
4,531	Cathy Dennis (64) (2)	T L	23/2				
4,486a	Amanda Harrington (68) (1)	V M	10/3				
4,492	Wilma Perkins (49) (1)	Q B	24/2				
4,447	Jeanne Sinclair (69) (1)	T L	23/1/2				
4,238	Leanne Cove (66) (1)	A C	3/11				
4,193a	Karen Robertson (63) (4)	V M	10/3				
4,174a	Amanda Smith (68) (5)	T H	14/4				

ABBREVIATIONS

- A - Adelaide
- R - Brisbane
- C - Canberra
- H - Hobart
- L - Lancaster
- LA - Los Angeles
- M - Melbourne
- P - Perth
- S - Sydney
- U - Adelaide