


Amateur Athletic Union of Australia



HANDBOOK OF RECORDS AND RESULTS 1983 THIRTY-SECOND YEAR OF ISSUE



*Raelene Boyle (VIC) 1982 Commonwealth Games,
Brisbane. Raelene's final 400m (51.26s).*

Peter H. H. H.

AUSTRALIAN ATHLETIC UNION

(Formerly the Amateur Athletic Union of Australia) 1927 - 1982
(Formerly the Amateur Athletic Union of Australasia) 1897 - 1927

Founded 1897

MEMBER OF THE INTERNATIONAL AMATEUR ATHLETIC FEDERATION

Affiliated with: Australian Olympic Federation
Australian Commonwealth Games Association
Confederation of Australian Sport

M E M B E R A S S O C I A T I O N S

- Queensland Women's Amateur Athletic Association
- Queensland Amateur Athletic Association
- New South Wales Amateur Athletic Association
- Victorian Athletic Association
- Amateur Athletic Association of Tasmania
- Athletic Association of South Australia
- Athletic Association of Western Australia
- Australian Capital Territory Amateur Athletic Association
- Australian Track and Field Coaches Association
- Australian Association of Veteran's Athletic Clubs
- Australian Universities Sports Association

HONORARY LIFE MEMBERS

(Elected by A.A.U. of A.)

(Elected by A.W.A.A.U.)

- | | | | |
|----------------------------|--------|-------------------------------|--------|
| + Hugh R. Weir, C.B.E. | (1957) | Miss Gwen Bull | (1962) |
| C. Ronald Aitken, C.B.E. | (1965) | Miss Nell Gould, B.E.M. | (1962) |
| + Arthur J Hodsdon, M.B.E. | (1965) | Mrs Doris Magee, A.M., M.B.E. | (1962) |
| + Norman G. Hutton | (1968) | Miss Lillian Neville | (1962) |
| Leonard B. Curnow, O.B.E. | (1968) | Mrs. Mavis Ebzery, O.A.M. | (1967) |
| + Robert E. Graham, O.B.E. | (1968) | Mrs. Maisie McQuiston, B.E.M. | (1971) |
| F. Theo Treacy, O.B.E. | (1969) | Mrs. Margaret Cahill | (1972) |
| + G. Soper | (1969) | Mrs. Mabel Robinson, M.B.E. | (1973) |
| C. Herbert Gardiner | (1974) | Mrs. Joyce Bonwick | (1978) |
| Thomas C. Blue | (1980) | H. George Carruthers | |
| + Deceased | | | |

DIRECTORY

Postal Address: Grandstand, Olympic Park Athletic Track, Swan Street, Melbourne, Victoria 3002

Telegrams: Amathunion, Melbourne
 Telex : M.E. 200 - Melbourne 30625
 Telephone: National (03) 429 5077
 International +61 3 429 5077

CONTENTS

RESULTS

AUSTRALIAN CHAMPIONSHIPS

Road Running Championships - Marathon
Road Walking Championships
Cross Country Championships
Australian All Schools Cross Country Championships
Australian All Schools Track and Field Championships
Charles Hansen & Louise Mills Shield U/16 Competitions
Track and Field Championships - Men
Track and Field Championships - Women
Track and Field Championships - Under 20 - Men
Track and Field Championships - Under 20 - Women
Track and Field Championships - Under 18 - Men
Track and Field Championships - Under 18 - Women
Australian Decathlon/Heptathlon and Multiple Events

AUSTRALIAN COMPETITORS IN INTERNATIONAL COMPETITION

London Marathon
Montreal Marathon
Women's World Walking Championships
Australia V England
Australia V Italy
World Cross Country Championships
Cinque Mulini
Seoul International Track and Field Championships
European Tour Results
COMMONWEALTH GAMES

RECORDS

Best on Record by an Australian Athlete
Records
Australian Records Superseded

AUSTRALIAN RANKING LIST FOR 1982/83

The photographs in this Almanac have been supplied by:

Australian Runner Magazine
New South Wales Amateur Athletic Association



AUSTRALIAN CHAMPIONSHIPS 1982/83

SANYO AUSTRALIA WINTER CHAMPIONSHIPS

MARATHON - MEN (Conducted in Brisbane on 25th July, 1982)

F. Abe (Jap) 2.15.56.2; R. Wallace (Vic) 2.16.02; G. Wood (SA) 2.16.22.
L. Adams (Qld) 2.17.51; H. Sakanashi (Jap) 2.18.23.8; J. Stanley (NSW) 2.18.30.5
C. Neave (ACT) 2.18.33.9; G. Hand (ACT) 2.19.45.2.

MARATHON - WOMEN

B. McKerrow (Vic-NZ) 2.50.28.4; A. Mann (SA) 2.55.32.2; A. Coleman (Qld) 3.01.16.9
B. Fay (Vic) 3.04.03.4; I. Cook (Vic) 3.04.30.1; J. Flood (SA) 3.06.41.8.

25KM - MEN (Conducted in Sydney on 14th August, 1982)

R. de Castilla (Vic) 77.02; G. Wood (SA) 77.31; D. Froude (ACT) 77.54;
G. Hand (ACT) 78.44; N. de Castilla (Vic) 79.08; C. Ramadge (Vic) 79.31.

TEAMS: Victoria 19; ACT 26; South Australia 44; NSW 56; Queensland 65.

10KM - WOMEN

S. Pierson (Vic) 33.57; J. Hams (SA) 35.36; S. Barrett (Qld) 35.53;
A. Quelch (NSW) 36.08; K. Whannel (Qld) 26.11; M. Ricardo (NSW) 36.18.

TEAMS: NSW 17; South Australia 26; Western Australia 35.

20KM WALK - MEN (Conducted in Brisbane on 25th July, 1982)

W. Sawall (Vic) 1.7.10; K. Knox (NSW) 1.11.05; D. Knox (Vic) 1.11.25;
M. de Clifford (ACT) 1.11.20; B. Cook (ACT) 1.12.35; G. White (WA) 1.13.18.

TEAMS: Victoria 22; ACT 37; South Australia 38; NSW 39.

5KM WALK - WOMEN

S. Cook (Vic) 22.27.89; A. Ryan (NSW) 24.27.00; L. Harpur (SA) 24.38.91
L. Young (Vic) 24.41.68; R. Thompson (NSW) 24.55.37; S. Narby (WA) 25.14.27

TEAMS: Victoria 11; NSW 15; South Australia 22; Queensland 30.

3KM WALK - JUNIOR WOMEN

L. Harrison (NSW) 14.56; S. Narby (WA) 15.05; S. Toohey (Vic) 15.15;
S. Doove (Vic) 15.18; J. Paller (NSW) 15.21; T. Buckingham (Vic) 15.26.

TEAMS: Victoria 13; NSW 13; Western Australia 19.

2KM WALK - SUB JUNIOR WOMEN

Y. Waters (Vic) 9.36.5; W. Nixon (NSW) 9.43.5; P. Murray (NSW) 9.48.6;
R. Talbot (SA) 9.50.0; C. Vanstan (Vic) 9.52.0; J. Lambert (SA) 9.57.0

TEAMS: Victoria 13; NSW 13; South Australia 19.

CROSS COUNTRY CHAMPIONSHIPS (Conducted in Hobart on 19th June, 1982)

12,000 METRES - MEN

L. Whitty (NSW) 36.24; R. de Castilla (Vic) 36.47; R. O'Connor (Vic) 37.36;
N. de Castilla (Vic) 37.50; D. Froude (ACT) 38.02; C. Wardlaw (Vic) 38.06.

TEAMS: Victoria 18; ACT 36; NSW 37; Queensland 63; South Australia 80.

8,000 METRES - UNDER 20 MEN

S. Moneghetti (Vic) 24.51; A. Hoyle (Vic) 25.03; T. Woodhouse (NZ) 25.17.
A. Smith (Qld) 25.19; A. Wilkinson (Vic) 26.00; M. Rutler (NZ) 26.01

TEAMS: Victoria 7; Queensland 19; NSW 24; ACT 28; Tasmania 43.

4,000 METRES - WOMEN

M. Sloane (Vic) 14.04; S. Pierson (Vic) 14.06; A. Quelch (NSW) 14.18;
J. Ioppolo (WA) 14.20; J. Hams (SA) 14.22; S. Bradley (ACT) 14.29.

TEAMS: Victoria 12; NSW 24; Tasmania 42.

3,000 METRES - UNDER 18 - WOMEN

T. Turney (Vic) 10.13; W. Walton (Vic) 10.16; D. Gould (SA) 10.17;
J. Pollard (Vic) 10.44; C. Borg (NSW) 10.45; K. Saunders (NSW) 10.47.

TEAMS: Victoria 7; NSW 18; Queensland 29; South Australia 35.

2,000 METRES - UNDER 15 - WOMEN

M. Adamson (Qld) 6.55; T. Eggermont (NSW) 6.56; A. McVie (Qld) 6.56;
K. Camp (SA) 6.57; M. Bleakley (ACT) 7.00; P. Aitken (NSW) 7.01.

TEAMS: Queensland 10; NSW 15; Victoria 26; South Australia 27.



ALL SCHOOLS CROSS COUNTRY CHAMPIONSHIPS

(Conducted at Minda Home Farm Adelaide, July 31st, 1982)

2,000 METRES - UNDER 15 - WOMEN

M. Adamson (Qld) 6.51; T. Adams (NSW) 6.51; L. Tregenza (SA) 6.57;
K. Duncason (NSW) 7.00; S. Kernagan (WA) 7.08; T. Eggermont (NSW) 7.09.

TEAMS: NSW; Queensland; Victoria; South Australia; Western Australia.

2,000 METRES - UNDER 17 - WOMEN

C. Schuwalow (Vic) 6.46; D. Gould (SA) 6.49; A. McVie (Qld) 6.51;
C. Borg (NSW) 6.55; K. Van Den Heuval (SA) 6.58; J. Robinson (WA) 7.07.

TEAMS: Victoria; South Australia; Queensland; New South Wales; Western Australia.

4,000 METRES - UNDER 19 - WOMEN

T. Turney (Vic) 14.04; P. Aitken (NSW) 14.46; W. Walton (vic) 14.57;
K. Hindmarsh (NSW) 15.09; K. Doocey (Qld) 15.16; J. Neal (NSW) 15.22.

TEAMS: New South Wales; Victoria; Queensland; South Australia.

4,000 METRES - UNDER 15 - MEN

P. Warren (NSW) 13.25; A. McDonald (Qld) 13.27; R. Brown (Qld) 13.35;
G. Griffiths (SA) 13.43; D. Woodcock (NSW) 13.47; T. Watts (WA) 13.48.

TEAMS: New South Wales; Queensland; Western Australia; Victoria.

4,000 METRES - UNDER 17 - MEN

P. Murray (Vic) 13.00; S. Pike (Vic) 13.03; D. Lightfoot (NSW) 13.06;
W. Andrews (NSW) 13.11; C. Dalton (NSW) 13.12; M. Ryan (Qld) 13.15.

TEAMS: Victoria; New South Wales; Western Australia; Queensland

8,000 METRES - UNDER 19 - MEN

M. Norwood (Vic) 25.59; A. Caskie (NSW) 26.33; M. Roberts (NSW) 26.56;
S. Hoyle (Vic) 26.59; P. Griffiths (WA) 26.59; A. Dobie (Vic) 27.08.

TEAMS: Victoria; New South Wales; Western Australia; Queensland.

ALL SCHOOL TRACK AND FIELD CHAMPIONSHIPS (Conducted in Hobart, December 10th-12th 1982)

UNDER 19 - WOMEN

100 METRES S. Alton (NSW) 11.99; N. Boegman (NSW) 12.12; S. Priestly (Qld) 12.30;
J. Flemming (Vic) 12.32; A. Hopkins (SA) 12.36; S. Cook (NSW) 12.38. (Wind +2.92)

200 METRES S. Alton (NSW) 24.46; A. Hopkins (SA) 25.00; S. Priestly (Qld) 25.13;

400 METRES G. Hall (NSW) 55.08; M. Robertson (Qld) 57.88. (Wind -0.80)

800 METRES Y. Doocey (Qld) 2.16.58; K. Oates (SA) 2.17.27.

1500 METRES Y. Doocey (Qld) 4.45.13; K. Oates (SA) 4.53.05;

3000 METRES H. Ryan (Qld) 10.26.91; T. Dennis (Qld) 10.37.53; S. Narby (WA) 10.47.07.

100 METRES HURDLES C. Dennis (Tas) 15.12; D. Boyce (SA) 15.92. (Wind +0.75)

400 METRES HURDLES A. Schaefer (NSW) 64.88; K. Armstrong (Vic) 65.45;
D. Lungarini (SA) 67.36; A. Rollins (Tas) 67.41.

3,000 METRES WALK F. Toohey (Vic) 14.28.77; L. Harrison (NSW) 15.45.71
P. Langley (NSW) 15.49.67.

4 x 400 METRES RELAY New South Wales 3.45.99; Queensland 3.50.39;
Victoria 3.57.05; South Australia 3.57.16; Tasmania 3.59.47;
Western Australia 4.00.33.

4 x 100 METRES RELAY South Australia 47.00; Queensland 47.83; New South Wales 48.18;
Western Australia 48.50; Victoria 48.82; Tasmania 49.39.

JAVELIN L. Kennedy (NSW) 46.64; P. Mountfield (NSW) 44.20; J. Cox (Qld) 42.56;
N. Clape (WA) 41.00; J. Boyce (SA) 40.12; M. Cilenta (SA) 39.54.

LONG JUMP L. McMillan (Qld) 5.67; S. Priestly (Qld) 5.63; A. Thomas (NSW) 5.57
S. Morrice (Qld) 5.48; J. Byles (SA) 5.20; S. Henry (Vic) 4.53.

SHOT PUT M. Bancroft (NSW) 13.01; P. Mountfield (NSW) 12.34. L. Dorling (Vic) 12.09;
J. Irwin (WA) 11.49; C. Beales (NSW) 11.19; G. Larsen (Tas) 10.67.

HIGH JUMP T. Brand (Qld) 1.82; C. Sharpe (NSW) 1.82; S. Barber (SA) 1.79.
J. Talbot (Vic) 1.70; K. Farrell (NSW) 1.70; D. Boyce (SA) 1.65

DISCUS P. Mountfield (NSW) 43.64; C. Mills (SA) 41.10; J. Amos (NSW) 39.94;
K. Walton (Wld) 39.06; S. Flynn (SA) 38.48; C. Beales (NSW) 36.34.

HEPTATHLON A. Thomas (NSW) 5202; C. Dennis (Tas) 5112; J. O'Reilly (SA) 4772
D. Barnett (WA) 4636.

UNDER 17 - WOMEN

100 METRES C. Byles (SA) 12.04; S. Alton (NSW) 12.13; D. Pinder (Qld) 12.32;
R. Farrelly (Tas) 12.54; A. Sullivan (NSW) 12.56; D. Lavry (Vic) 12.67; (Wind +0.94)

200 METRES C. Byles (SA) 23.87; S. Alton (NSW) 24.20; D. Pinder (Qld) 24.60;
B. Mullen (Vic) 24.80; K. Arens (NSW) 24.87; S. Cook (NSW) 24.99. (Wind +0.85)

400 METRES S. Ellis (Qld) 54.65; M. Babbage (NSW) 55.41; K. Arens (NSW) 57.46;
S. Heasley (Vic) 57.36; A. Scafer (NSW) 58.45; T. Garnett (WA) 58.86.

800 METRES A. Schaefer (NSW) 2.13.72; T. Garnett (WA) 2.18.01; L. Wood (Tas) 2.18.72;
C. Harkness (SA) 2.23.22.

1500 METRES T. Adams (NSW) 4.35.28; K. Fischer (Qld) 4.41.12;
J. Pollard (Vic) 4.42.06.

3000 METRES T. Adams (NSW) 9.54.13; K. Fischer (Qld) 10.12.21;
A. Williams (Qld) 10.14.17; J. Pollard (Vic) 10.24.00; S. Gaze (SA) 11.05.93.

100 METRES HURDLES L. Cover (ACT) 15.34; D. Drury (Vic) 15.61; J. Mulcahy (Tas) 15.67;
J. O'Reilly (SA) 16.16.

3000 METRES WALK J. Lewis (SA) 15.06.62; T. Buckingham (Vic) 15.30.61;
J. Leway (SA) 15.36.70; S. Regan (WA) 17.01.76.

LONG JUMP L. McMillan (Qld) 5.55; D. Barnett (WA) 5.46;
S. Morice (Qld) 5.40; J. Candy (Vic) 5.17; A. Frinkwater (NSW) 5.16;
M. Fitzpatrick (SA) 5.09; J.A. O'Reilly (SA) 5.02; J. Mulcahy (Tas) 4.80.

DISCUS C. Mills (SA) 43.78; J. Amos (NSW) 40.14; K. Walton (Qld) 40.12;
S. Flynn (SA) 39.46; J. Clark (Vic) 37.06; J. Irwin (WA) 35.44.

JAVELIN L. Kennedy (NSW) 44.14; M. Cilento (SA) 42.88; C. Harvey (Qld) 42.54;
N. Clapie (WA) 41.00; M. Robertson (Qld) 40.92; J. Cox (Qld) 40.58.

HIGH JUMP C. Sharpe (NSW) 1.72; T. Thomas (Qld) 1.69; S. Tanko (SA) 1.66;
L. Cover (ACT) 1.66; C. Peltz (Qld) 1.63; C. Hurst (SA) 1.63.

SHOT PUT L. Dorling (Vic) 11.97; J. Irwin (WA) 11.82; J. Meier (NSW) 11.45;
G. Larsen (Tas) 11.35; J. Kendall (NSW) 10.97; J. Clark (Vic) 10.85.

UNDER 15 - WOMEN

100 METRES S. Broadrick (WA) 12.03; J. Hennessy (Qld) 12.45; J. Walker (NSW) 12.47;
N. Dillon (SA) 12.47; L. Lovell (Tas) 12.56; D. Maher (WA) 12.65. (Wind +0.92)

200 METRES S. Broadrick (WA) 24.03; J. Walker (NSW) 24.61; L. McKinnon (Qld) 24.94;
L. Lovell (Tas) 25.10; C. Cole (WA) 25.10; N. Dillon (SA) 25.34. (Wind +2.17)

400 METRES B. Hoonhout (Qld) 55.95; J. Walker (NSW) 56.43; L. McKinnon (Qld) 56.96;
D. Causby (SA) 58.03; B. Robertson (NSW) 59.28; C. Cole (WA) 59.32.

800 METRES N. Webster (Vic) 2.14.11; J. Douglas (Qld) 2.14.82;
B. Robertson (NSW) 2.15.71; J. Wynen (Vic) 2.16.66; A. Roolins (Tas) 2.18.52

1500 METRES K. Duncanson (NSW) 4.41.56; J. Wynen (Vic) 4.43.53;
N. Webster (Vic) 4.44.03; M. Bleakley (ACT) 4.47.95; L. Klingbie (SA) 4.53.74;

3000 METRES K. Duncanson (NSW) 10.08.84; D. Shoesmith (Vic) 10.15.47;
J. Gilmour (Vic) 10.17.23; M. Bleakley (ACT) 10.20.73; N. McKean (NSW) 10.33.89.

1500 METRES WALK W. Nixon (NSW) 6.58.53; Y. Waters (Vic) 6.59.53;
K. Arkins (NSW) 7.00.97; R. Talbot (SA) 7.05.15; P. Murray (NSW) 7.14.09

90 METRES HURDLES D. Maher (WA) 13.30; M. Woods (NSW) 13.57; D. Barnett (WA) 13.63;
B. Hoonhout (Qld) 13.68; B. Evans (NSW) 13.77; C. Krasenstein (WA) 13.98

SHOT PUT S. Clarke (NSW) 14.38; J. Irwin (WA) 14.22; R. Fellowes (Qld) 13.79;
V. French (WA) 12.77; H. Flynn (SA) 12.61; C. McPherson (NSW) 12.50;

HIGH JUMP K. Farrell (NSW) 1.76; M. Ware (NSW) 1.73; C. Hurst (SA) 1.73;
D. Debnam (Vic) 1.67; C. Peltz (Qld) 1.67; R. Watson (NSW) 1.64.

DISCUS J. Irwin (WA) 38.16; S. Clarke (NSW) 38.86; V. French (WA) 34.92;
B. Roberts (Vic) 34.38; H. Flynn (SA) 34.26; M. Stone (NSW) 31.38.

LONG JUMP D. Barnett (WA) 5.47; S. Morice (Qld) 5.42; A. Wheeler (WA) 5.19;
L. Grande (Vic) 5.19.

JAVELIN

J. Morgan (Vic) 40.58; S. Clarke (NSW) 39.86; V. French (WA) 37.80;
J. Harding (Tas) 31.60; R. Fellowes (Qld) 30.30; L. James (NSW) 29.90.

UNDER 19 - MEN

100 METRES R. Stone (Vic) 10.73; R. Hannah (NSW) 11.02; P. English (Qld) 11.04; A. Mitchelmore (NSW) 11.09; I. Reed (Vic) 11.13; B. Lewry (Qld) 11.27 (Wind +1.83)

200 METRES R. Stone (Vic) 21.46; R. Hannah (NSW) 21.79; A. Mitchelmore (NSW) 22.24; B. Leavy (Qld) 22.47; G. Lynn (WA) 22.62; A. Clay (Tas) 23.09 (+2.52)

400 METRES P. Dunne (Vic) 47.72; R. Lucas (SA) 48.05; G. Small (Vic) 48.84; G. Theodore (NSW) 48.85; D. Bernsen (Vic) 49.45; S. Goldsworthy (Vic) 49.87

800 METRES B. Acres (WA) 1.52.11; E. O'Callaghan; 1.53.45; S. Manuel (NSW) 1.53.84; A. White (NSW) 1.54.47; K. Miller (ACT) 1.54.40; G. Small (Vic) 1.55.50.

1500 METRES M. Norwood (Vic) 3.51.00; B. Acres (WA) 3.52.68; K. Miller (ACT) 3.53.51; S. Crowe (Vic) 4.00.68; R. Caskie (NSW) 4.06.08.

3000 METRES WALK A. Muir (NSW) 12.50.12; S. Richardson (Vic) 13.53.74; J. Grimes (NSW) 14.28.60; S. James (SA) 15.59.96.

5000 METRES M. Norwood (Vic) 14.50.09; R. Caskie (NSW) 15.13.29; M. Roberts (NSW) 15.17.27; M. Inwood (Qld) 15.18.78; D. Kightfoot (NSW) 15.31.51;

2000 METRES S'CHASE B. Kentwell (NSW) 5.59.5; N. Harding (Vic) 6.15.8; J. Sanderson (Qld) 6.27.1; P. McGlone (Tas) 6.35.1;

4 x 400 METRES RELAY Victoria 3.17.50; South Australia 3.20.57; Western Australia 3.21.07; New South Wales 3.22.47; Queensland 3.30.90

4 x 100 METRES RELAY New South Wales 42.59; Queensland 43.48; South Australia 43.66.

+110 METRES HURDLES R. Parenzee (WA) 14.94; R. Butler (Vic) 15.04; M. O'Brien 15.09; A. Faccioni (ACT) 15.37; S. Leopold (WA) 15.54; D. Rhodes (WA) 15.68. (Wind +0.10)

400 METRES HURDLES M. Skerrett (Vic) 55.25; D. Omond (SA) 55.42; R. Butler (Vic) 56.48; D. Rhodes (WA) 57.12; R. Paranee (WA) 63.63.

HAMMER D. Kozlowski (SA) 61.86; G. Iliopoulos (Vic) 61.58; M. Priestly (Vic) 44.94; S. Carline (NSW) 40.50.

HIGH JUMP N. Smith (NSW) 2.11; A. Munzberg (SA) 2.00; A. Baker (Tas) 1.95; M. Debnam (Vic) 1.95; T. Barbour (SA) 1.90.

TRIPLE JUMP N. Smith (NSW) 13.97; E. Harris (WA) 13.65; G. Anderson (SA) 13.55; A. Knox (Qld) 13.48.

JAVELIN D. Dixon (SA) 71.30; W. Randall (Vic) 60.02; M. Freund (Qld) 57.64; A. Flynn (NSW) 56.12; M. Eisermann (NSW) 55.88; A. Cummings (WA) 54.94.

DISCUS S. Liggins (NSW) 50.22; J. Light (Qld) 49.40; G. Dart (SA) 47.02; C. Batani (WA) 45.06; S. Lynes (Qld) 41.96; L. Sbisà (Vic) 40.94.

LONG JUMP R. Hannah (NSW) 7.23; M. Morgan (Vic) 7.16; I. Reed (Vic) 7.15; R. Knight (SA) 6.71; A. Davies (NSW) 6.49; A. Hough (NSW) 6.36.

POLE VAULT J. Clapton (Vic) 3.90; M. Priestly (Vic) 3.75; J. Mattinson (SA) 3.75; S. Mantoufeh (NSW) 3.60; S. Ambrose (SA) 3.60; J. Adamopoulos (Vic) 3.45

SHOT PUT S. Liggins (NSW) 15.75; P. Lonsdale (Qld) 15.40; S. Wright (Qld) 15.15; A. Davies (NSW) 15.04; D. Kozlowski (SA) 14.71; W. Randall (Vic) 14.69.

JAVELIN D. Dixon (SA) 71.30; W. Randall (Vic) 60.02; M. Freund (Qld) 57.64; A. Flynn (NSW) 56.12; M. Eisermann (NSW) 55.88; A. Cummings (WA) 54.94

MULTIPLE EVENTS A. Hough (NSW) 6562; A. Tomas (Vic) 6263; A. Faccioni (ACT) 6128; C. Steputat (WA) 60.13; C. Larsen (Tas) 5837; A. Baker (Tas) 5713

UNDER 17 - MEN

100 METRES F. Martin (NSW) 10.67; J. Weir (Vic) 11.07; D. Ashcroft (Tas) 11.07; T. Miffonis (Vic) 11.13; R. Knight (SA) 11.27; S. Logan (Qld) 11.31. (Wind +1.10)

* = hurdle height 99cm

200 METRES F. Martin (NSW) 21.45; D. Ashcroft (Tas) 22.04; J. Weir (Vic) 22.24; T. Miltonis (Vic) 22.25; T. Barbour (SA) 22.68; R. Mathanda (WA) 22.86. (Wind -0.52)

400 METRES M. Murphy (NSW) 48.17; A. Bond (NSW) 49.22; D. Ashcroft (Tas) 49.25; J. Tan (Vic) 49.68; M. Tancredi (Vic) 49.70; M. Dunn (Qld) 50.04;

800 METRES S. Quilty (Vic) 1.54.24; A. Dempsey (NSW) 1.55.51; S. Trost (Qld) 1.55.80; J. Sayer (NSW) 1.56.02; A. Ives (ACT) 1.58.03; D. Woodley (SA) 1.58.05.

1500 METRES S. Doyle (Qld) 4.00.07; S. Quilty (Vic) 4.02.17; T. Ford (Qld) 4.04.83; C. Dalton (NSW) 4.06.66; R. Boyd (WA) 4.08.73; T. Conley (SA) 4.11.78;

3000 METRES S. Pike (Vic) 8.46.72; A. Hart (Vic) 8.49.68; T. Ford (Qld) 8.51.27; S. Parkinson (SA) 8.52.05; M. Mate (NSW) 8.55.58; D. Graham (SA) 9.20.27.

3000 METRES WALK P. Hilton (Vic) 13.35.51; J. Grimanes (NSW) 13.46.72; C. Mee (ACT) 13.59.16; R. McFadden (SA) 14.17.84; J. Van Den Bosch (NSW) 15.01.29.

2000 STEEPLECHASE P. Murray (Vic) 5.56.2; S. Mee (ACT) 5.59.9; R. Porter (SA) 6.07.3; R. Boyd (WA) 6.10.4; M. Inwood (Qld) 6.12.7.

110 METRES HURDLES S. Saunders (NSW) 14.22; M. Skerrett (Vic) 14.76; G. Anderson (SA) 14.96; A. Wignall (NSW) 15.00; S. Logan (Qld) 15.01 (Wind +2.70)

DISCUS G. La Rose (Vic) 50.76; J. Light (Qld) 48.78; S. Carline (NSW) 46.30; A. Cummings (WA) 43.48; T. Reeves (WA) 43.04; D. Mars (Vic) 43.02.

HIGH JUMP D. Bone (Vic) 2.00; J. Spellacy (Qld) 1.95; T. Barbour (SA) 1.94; T. Swann (Qld) 1.90; P. Agnew (NSW) 1.90; D. Mednis (Qld) 1.90.

POLE VAULT C. Spillane (Vic) 3.75; J. Adamopoulos (Vic) 3.60; D. Glyas (SA) 3.15; J. Reidy (NSW) 3.15; S. Meeder (SA) 3.00.

LONG JUMP M. Morgan (Vic) 7.08; R. Wood (Vic) 7.02; H. Halley (NSW) 6.67; C. O'Reilly (ACT) 6.66; E. Van Der Jagt (NSW) 6.53; S. Hunt (Qld) 6.46.

HAMMER THROW M. Morgan (Vic) 55.66; S. Carline (NSW) 51.46; V. Muccitelli (Vic) 47.92; I. Bell (SA) 46.68; Z. Medak (Vic) 45.86.

JAVELIN D. Birks (SA) 62.22; A. Flynn (NSW) 61.18; D. Marx (Vic) 59.34; A. Cummings (WA) 58.86; C. Guerin (Qld) 54.92.; C. Steputat (WA) 54.82.

TRIPLE JUMP M. Skerrett (Vic) 14.44; S. Saunders (NSW) 14.36; S. McBain (SA) 14.15; H. Halley (NSW) 13.41; A. Flynn (NSW) 13.68; E. Van Der Jagt (NSW) 13.41.

SHOT PUT M. Solonsch (Vic) 16.80; T. Reeves (WA) 15.91; S. Carline (NSW) 15.80; S. Disbury (SA) 15.15; J. Light (Qld) 15.15; R. Edwards (Qld) 14.93.

UNDER 15 - MEN

100 METRES G. Stephens (Vic) 11.36; D. McGrath (Qld) 11.59; D. Ferguson (WA) 11.72; A. Simpson (Qld) 11.73; J. Flowers (Vic) 11.73; C. Thorpe (Tas) 11.80. (Wind +1.15)

200 METRES G. Stephens (Vic) 23.03; C. Weir (NSW) 23.04; D. McGrath (Qld) 23.26; C. Thorpe (Tas) 23.42; A. Simpson (Qld) 23.43; D. Ferguson (WA) 23.63. (Wind +0.85)

400 METRES A. Simpson (Qld) 52.02; G. Stephens (Vic) 52.19; S. Heasman (WA) 52.23; M. Lubrano (NSW) 52.24; C. Weir (NSW) 52.29; S. Polwarth (Vic) 52.90.

800 METRES M. Lubrano (NSW) 2.01.76; L. Dalton (Vic) 2.03.06; J. Myers (WA) 2.03.32; M. Klouse (Qld) 2.04.64; G. Smith (Qld) 2.05.00; M. Richards (WA) 2.09.06

1500 METRES A. Roberts (Vic) 4.13.55; G. Smith (Qld) 4.17.50; T. Watts (WA) 4.25.75; D. Garner (SA) 4.34.60.

3000 METRES A. Telburn (Vic) 9.20.24; A. Carman (SA) 9.21.71; T. Watts (WA) 9.25.47; G. Rose (Tas) 9.26.83.

1500 METRES WALK L. Cramer (WA) 6.39.64; A. Keeshan (Vic) 6.41.42; D. Sexton (Vic) 6.52.89; C. Johns (Vic) 7.02.30; S. Lewry (SA) 7.16.19.

100 METRES HURDLES L. Csergo (NSW) 14.00; S. Klouse (WA) 14.24; M. Walker (SA) 14.66; C. Pugh (Qld) 14.70; M. Metcalfe (Qld) 14.80; S. Leslie (Tas) 14.88. (Wind +2.25)

LONG JUMP S. Leslie (Tas) 6.52; S. Wilson (Vic) 6.50; C. Turnbull (Qld) 6.29; V. Le Truong (Vic) 6.13; S. Close (WA) 6.13; E. Papantoniou (WA) 6.05.

SHOT PUT W. Reiterer (Vic) 18.62; B. Laidler (WA) 17.85; A. O'Brien (NSW) 16.94; A. Jackwitz (Qld) 16.85; S. Merrick (NSW) 15.68.

DISCUS THROW W. Reiterer (Vic) 60.54; B. Laidler (WA) 53.22; S. Larsson (SA) 51.60; A. O'Brien (NSW) 49.84; S. Merrick (NSW) 45.02; M. Cavououlo (SA) 44.30.

HIGH JUMP A. Urquhart (NSW) 1.94; D. Robertson (Vic) 1.88; A. Rogers (SA) 1.85; S. Powell (Vic) 1.80 R. Charles (Qld) 1.80; A. Thomas (Qld) 1.75.

TRIPLE JUMP C. Gardner (Vic) 13.25; S. Leslie (Tas) 13.13; S. Billsborough (Vic) 12.73; P. Mueller (WA) 12.68; R. Marsh (Qld) 12.66.

JAVELIN M. Hesse (NSW) 65.48; W. Reiterer (Vic) 63.90; P. Tognolini (WA) 57.34; R. Stroud (WA) 51.54; C. Klingberg (SA) 49.40; D. Vickers (Qld) 49.12.

1982 AUSTRALIAN ALL SCHOOLS TEAM

	MEN	WOMEN
100 Metres	Fred Martin (NSW)	Suzanne Atton (NSW)
200 Metres	Fred Martin (NSW)	Carolyn Byles (SA)
400 Metres	Paul Dunne (VIC)	Sharon Ellis (QLD)
800 Metres	Barry Acres (WA)	Anna Schaefer (NSW)
1500 Metres	Malcolm Norwood (VIC)	Tania Adams (NSW)
3000 Metres		Tania Adams (NSW)
5000 Metres	Malcolm Norwood (VIC)	
100m Hurdles		Cathy Dennis (TAS)
110m Hurdles	Roger Parenzee (WA)	
400m Hurdles	Michael Skerritt (VIC)	Anna Schaefer (NSW)
High Jump	Neal Smith (NSW)	Tracey Brand (QLD)
Long Jump	Robert Hannah (NSW)	Lexia McMillan (QLD)
Triple Jump	Michael Skerritt (VIC)	
Shot Put	Stephen Liggins (NSW)	Michelle Bancroft (NSW)
Javelin Throw	David Dixon (SA)	Lyndal Kennedy (NSW)
Hammer Throw	David Kozlowski (SA)	
Pole Vault	John Clapton	
Discus Throw	Greg La Rose (VIC)	Clare Mills (SA)
Multiple Events	Anthony Hough (NSW)	Amanda Thomas (NSW)
2000m Steeplechase	Paul Murray (VIC)	
3000m Walk	Alan Muir (NSW)	Frances Toohey (VIC)

CHARLES HANSEN AUSTRALIAN UNDER 16 MATCH FOR MEN

LOUISE MILLS SHIELD FOR UNDER 16 INTERSTATE COMPETITION - WOMEN

GIRLS

100 METRES D. Pinder (Qld) 12.67; C. Cole (WA) 12.78; L. Lovell (Tas) 12.86
K. Wilson (NSW) 12.99; H. Pawlowski (Vic) 13.10; K. Wilson (SA) 13.20. (Wind -1.25)

200 METRES R. Farrelly (Tas) 25.41; D. Pinder (Qld) 25.85; C. Cole (WA) 26.14;
K. Ariens (NSW) 26.54; K. Wilson (SA) 26.59; H. Pawlowski (Vic) 26.79. (Wind - 2.35)

400 METRES R. Farrelly (Tas) 56.0; S. Heasley (Vic) 56.1; K. Ariens (NSW) 57.2;
D. Causby (SA) 57.8; C. Cole (WA) 58.4; L. Cress (Wld) 61.2

800 METRES K. Camp (SA) 2.14.30; P. Nichols (Tas) 2.14.61; N. Webster (Vic) 2.14.67;
B. Robertson (NSW) 2.15.28; F. Bain (Qld) 2.21.25.

1500 METRES T. Adams (NSW) 4.33.08; L. Tregenza (SA) 4.41.34;
M. Bleakley (ACT) 4.43.09; N. Webster (Vic) 4.45.25; L. Anderson (Tas) 4.52.81.

3000 METRES T. Adams (NSW) 9.45.98; S. Fisher (Vic) 10.03.17;
L. Tregenza (SA) 10.18.81; M. Bleakley (ACT) 10.22.59. A. Williams (Qld) 10.37.38;
L. Moresco (WA) 11.14.23;

1500 METRES WALK G. Blythe (Vic) 6.52.74; P. Murray (NSW) 7.06.61;
 R. Talbot (SA) 7.20.62; C. Vanstan (Vic) 7.20.95; S. Walsh (WA) 7.31.32.

90 METRES HURDLES K. Wilson (NSW) 14.08; J. Worsfold (WA) 14.25;
 K. Dowley (SA) 14.32; L. Hasker (Vic) 14.44; J. Mulcahy (Tas) 15.23. (Wind -2.70)

400 METRES HURDLES C. Wilson (Vic) 63.14; L. Moresco (WA) 66.27
 A. Rollins (Tas) 66.67; S. Clapp (SA) 68.41; S. Bertram (NSW) 68.64.

HIGH JUMP Kay Dowley (SA) 1.70; V. Abromas (NSW) 1.65; M. Richmond (Vic) 1.65;
 D. Kerwin (Qld) 1.60; J. Worsfold (WA) 1.60; J. Mulcahy (Tas) 1.55

LONG JUMP M. Woods (NSW) 5.51; P. Scagliarini (Vic) 5.35; K. Waltisbuhl (Qld) 5.25;
 J. Byles (SA) 5.25; J. Worsfold (WA) 5.19; J. Mulcahy (Tas) 4.82.

DISCUS J. Irwin (WA) 40.46; C. Mitchell (SA) 38.24; S. Clarke (NSW) 36.24;
 J. Tandy (Tas) 31.52; J. Morgan (Vic) 31.08; W. Stedman (Qld) 29.80.

JAVELIN J. Morgan (Vic) 39.06; S. Clarke (NSW) 38.56; M. Mayne (SA) 37.18;
 J. Irwin (WA) 31.66; M. Hoare (Tas) 31.10;

SHOT PUT J. Irwin (WA) 12.12; Y. Ykema (Vic) 11.93; S. Clarke (NSW) 11.47
 C. Mitchell (SA) 10.85; J. Larkin (Qld) 10.79; J. Tandy (Tas) 8.10.

4 x 100 METRES RELAY South Australia 48.57; Tasmania 48.68; Victoria 49.02;
 New South Wales 49.04; Queensland 49.39.

MULTIPLE EVENTS K. Coombe (Qld) 4999; D. Barnett (WA) 4887; A. Kiekebosch (Vic) 4248;
 A. Hayward (SA) 4227; R. Highfield (NSW) 4162.

POINTS New South Wales 84½; Victoria 84½; South Australia 81;
 Western Australia 64; Tasmanian 57; Queensland 51; A.C.T. 9

BOYS

100 METRES: C. VanderJagt (NSW) 11.55; S. McBain (SA) 11.85;
 A. Evans (Vic) 11.99; A. Rains (WA) 12.17; J. Greenhalgh (Qld) 12.28. (Wind -2.10)

200 METRES: M. Murphy (NSW) 22.60; M. Reed (Vic) 23.26; M. Dunn (Qld) 23.41;
 C. Thorpe (Tas) 24.17; J. Prout (SA) 22.21; A. Rains (WA) 24.25. (Wind -3.40)

400 METRES M. Murphy (NSW) 48.74; M. Dunn (Qld) 50.58; J. Klabbers (Vic) 50.95;
 A. Ives (ACT) 52.06; C. Thorpe (Tas) 52.74; S. Hausman (WA) 53.20; A. Carruthers (SA) 53.22

800 METRES J. Watters (Vic) 1.55.90; P. Birkinshaw (NSW) 1.56.01;
 A. Ives (ACT) 1.57.65; G. Orford (Qld) 1.59.30; D. Castle (Tas) 2.03.75;
 S. Wilson (SA) 2.06.71; M. Richards (WA) 2.22.01.

1500 METRES R. Deutsch (NSW) 4.05.79; D. Graham (SA) 4.06.09;
 S. Spiers (WA) 4.10.65; C. Tagg (Qld) 4.11.59; D. Castle (Tas) 4.14.91.

3000 METRES S. Spiers (WA) 8.53.06; D. Graham (SA) 9.00.76; J. Agosta (Vic) 9.15.25
 S. Rothwell (NSW) 9.29.23; C. Tagg (Qld) 9.31.98.

2000 METRES STEEPLECHASE G. Cocks (SA) 6.26.12; C. Greber (Qld) 6.28.35;
 J. Agosta (Vic) 6.30.9; P. Kovacs (NSW) 6.36.85; B. Klingan (WA) 6.39.2.

1500 METRES WALK C. Mee (ACT) 6.18.85; R. Crockett (WA) 6.28.67;
 P. Copeland (Vic) 6.35.54; A. Crawford (NSW) 6.44.79; C. Topperwein (SA) 7.07.17

100 METRES HURDLES M. Longmuir (Vic) 14.34; D. Misson (NSW) 14.59;
 A. Rains (WA) 14.97; G. Dayman (SA) 15.00; S. Holubnytschyj (Tas) 15.80. (Wind -2.50)

400 METRES HURDLES A. Wallace (Vic) 54.90; D. Misson (NSW) 54.92
 G. Dayman (SA) 58.22; B. O'Sullivan (Qld) 53.24; S. Holubnytschyj (Tas) 59.64.

HIGH JUMP P. Agnew (NSW) 1.95; D. Correll (SA) 1.95; P. Cameron (Qld) 1.90;
 M. Longmuir (Vic) 1.85; P. Coleman (Tas) 1.70; P. Cromwell (WA) 1.70

LONG JUMP E. Van Der Jagt (NSW) 6.86; J. Prout (SA) 6.30; S. Wilson (Vic) 6.29;
 B. Williams (Qld) 6.26; P. Cromwell (WA) 5.86; P. Coleman (Tas) 5.82.

TRIPLE JUMP G. Carroll (NSW) 13.93; S. McBain (SA) 13.90; C. Gardner (Vic) 13.37; F. Mueller (WA) 12.83; B. Williams (Qld) 12.62.

POLE VAULT C. Steputat (WA) 3.65; P. Noden (Vic) 3.50; P. Radi (NSW) 3.20; and J. Turnbull (SA) 3.20, equal 3rd.

DISCUS THROW Werner Reiterer (Vic) 63.04; S. Larsson (SA) 52.06; A. O'Brien (NSW) 48.44; D. Spediacci (Qld) 48.24; M. Richards (WA) 38.36.

JAVELIN THROW W. Reiterer (Vic) 57.34; L. Brown (NSW) 53.55; C. Steputat (WA) 51.68; S. Kontis (SA) 51.66.

SHOT PUT J. Minns (Vic) 20.08; A. O'Brien (NSW) 16.42; D. Spediacci (Qld) 14.92; S. Carlin (SA) 14.68; M. Richards (WA) 13.85.

HAMMER THROW S. Carlin (SA) 44.00; J. Adamopoulos (Vic) 39.90; A. O'Brien (NSW) 37.08; C. Steputat (WA) 36.28.

4 x 100 METRES RELAY New South Wales 43.05; Victoria 44.41; South Australia 44.56; Queensland 46.84; Western Australia 47.30.

4 x 400 METRES RELAY New South Wales 3.24.86; Victoria 3.27.59; Queensland 3.32.48; South Australia 3.33.57; Tasmania 3.42.89.

POINTS New South Wales 129½; Victoria 120; South Australia 94½; Western Australia 67; Queensland 67; Tasmania 31; A.C.T. 17.



Ken Lorraway 1982 Commonwealth Games

MEN

100 METRES: P. Narracott (Qld) 10.56; G. Keating (Vic) 10.60;
P. Van Milttenberg (Vic) 10.71; B. Frayne (SA) 10.76; F. Martin (NSW) 10.83;
P. Donovan (Qld) 10.96; C. O'Sullivan (WA) 11.05; P. Smith (SA) 11.16. (Wind -1.85)

200 METRES: B. Frayne (SA) 20.87; P. Narracott (Qld) 20.99;
P. Van Milttenberg (Vic) 21.06; G. Parker (WA A/c) 21.31; C. Pettit (WA) 21.49;
C. O'Sullivan (WA) 21.57; P. Kaine (NSW) 21.71; R. Wainwright (WA A/c) 21.75.
(Wind Nil)

400 METRES: G. Minihan (Vic) 45.65; I. DelPrado (Phill) 46.38;
T. McDonald (NSW) 47.02; P. Kaine (NSW) 47.02; R. Hawthorne (NSW) 47.26;
R. Gooding (Vic) 47.51; M. Rosenberg (NSW A/c) 47.64; G. Sheahan (Vic) 47.67.

800 METRES M. Hillardt (Qld A/c) 1.45.74; P. Gilbert (NSW) 1.45.90.
P. Bourke (Vic) 1.45.98; P. Pearless (NZ) 1.46.57; B. Crew (Qld) 1.48.05;
D. Clancy (Vic A/c) 1.49.30; G. Goulding (Qld) 1.49.66; M. Willis (Vic A/c) 1.50.06.

1500 METRES M. Hillardt (Qld A/c) 3.41.51; M. Gilchrist (NZ) 3.41.72;
M. Donnelly (NSW) 3.42.97; T. Rogers (NZ) 3.43.99; G. Crouch (Vic) 3.45.11
P. Scammell (Vic A/c) 3.45.13; D. Forbes (NSW) 3.46.49; C. James (SA) 3.46.67.

5000 METRES Z Ncube (Zim) 14.07.33; S. Austin (Vic) 14.07.57;
A. Lloyd (NSW) 14.11.14; P. Haynes (SA) 14.18.73; M. Martin (Qld) 14.39.67;
D. Carmello (Phill) 14.54.86.

10,000 METRES S. Austin (Vic A/c) 29.02.26; Z. Ncube (Zim) 29.08.45;
L. Burgoyne (Vic) 29.33.56; S. Moneghetti (Vic) 29.36.75; A. Hinwood (NSW) 29.58.68.
J. Murphy (ACT) 30.36.91; J. Kearns (NSW A/c) 31.12.18; D. Carmello (Phill) 31.12.78.

5000 METRES WALK D. Smith (Vic D.C.) 20.39.46; S. Baker (Vic) 20.51.48;
A. Jachno (Vic) 20.56.38; M. Richardson (Vic A/c) 21.29.73; A. Muir (NSW) 21.33.78.
M. Harvey (Vic) 22.19.94; D. Knox (Vic A/c) 22.28.99 G. White (SA) 22.34.52.

110M HURDLES D. Wright (Qld) 14.08; M. Carroll (NSW) 14.54;
C. Nunn (SA) 14.76; M. Kent (Qld) 14.89; J. Caliguri (Vic) 15.06;
D. Nettleton (Vic) 15.28; P. Anderson (Vic) 15.28; A. Prodromou (Vic A/c) 15.44.
(Wind -2.30)

400M HURDLES P. Rwamhunda (Uga) 50.67; G. Brown (Qld) 50.75;
W. Paul (NZ) 51.61; D. Horrobin (Vic) 52.02; S. Edean (NSW) 52.28;
M. Woodbridge (Vic) 52.75; D. Robertson (Vic A/c) 53.13; S. Miller (Vic A/c) 54.00.

4 x 100 METRES RELAY Victoria 40.28; New South Wales 40.81;
Western Australia 40.99; Queensland 41.41; South Australia 41.46.

4 x 400 METRES RELAY New South Wales 3.09.3; Queensland 3.09.7;
Victoria 3.09.7; New Zealand 3.11.3; South Australia 3.15.5 (Manual timing)

3000 METRES STEEPLECHASE P. Larkins (Vic) 8.37.60; G. Briggs (Qld) 8.47.24;
A. Blackman (NSW) 8.52.25; G. Zeuner (SA) 8.52.63; B. Greig (Vic) 8.54.76;
C. Cook (ACT) 8.55.02; P. Kaufman (Tas) 8.55.03; M. Boucher (Vic) 8.57.97.

LONG JUMP G. Honey (Vic) 7.94; K. Lorraway (ACT) 7.71; S. Walsh (NZ) 7.69.
S. Knott (Tas) 7.39; P. Bubner (SA) 7.37; P. Cleary (Vic) 7.33; S. Carthy (SA) 7.06.

DISCUS THROW P. Nandapi (Vic) 56.36; V. Slavnic (Vic) 55.02;
R. Priman (Qld) 54.06; P. Nettle (SA) 52.42; B. Apostolidis (NSW) 48.10
K. Soutar (NSW) 47.82; C. Considine (Vic) 47.72; W. Selvey (NSW A/c) 44.98

TRIPLE JUMP K. Lorraway (ACT) 16.81; P. Beames (Vic) 15.54;
D. Rooney (NSW) 14.90; B. Babijczuk (Vic) 14.83; A. Newton (WA) 14.42
M. McGrath (NSW) 14.38.

HIGH JUMP M. Barratt (SA) 2.13; R. Te Puni (NZ) 2.13; J. Parker (NSW) 2.10;
A. Wadde11 (QLD) 2.10; N. Smith (NSW) 2.10; M. Thebridge (NSW) 2.05;

POLE VAULT R. Boyd (Vic) 4.90; R. Chisholm (Vic) 4.90; A. Stewart (Vic A/c) 4.65;
R. Huddle (Vic) 4.65; N. Honey (Vic A/c) 4.65; K. Symons (SA) 4.65.

SHOT PUT R. Rigby (Vic) 17.85; M. Barber (Vic) 17.15; P. Nettle (SA) 16.93
B. Meywes (NSW) 16.89; W. Barber (WA) 16.26; S. Gyngell (NSW) 15.58.

JAVELIN THROW D. Dixon (SA) 73.14; R. Spinks (Vic) 67.66; P. Dohnt (SA) 67.22;
B. Dengate (NSW) 66.42; I. Wilson (WA) 65.98; J. Highland (WA) 65.16.

HAMMER THROW H. Lotz (Vic) 69.28; P. Spivey (Vic) 60.74; G. Puopolo (Vic) 57.94;
J. Quigley (Vic A/c) 57.00; W. Jacenko (NSW) 56.18; G. Farmer (NSW) 54.96.

WOMEN

100 METRES D. Holden (NSW) 11.85; H. Davey (Qld) 11.95; C. Pekin (WA) 11.96;
S. Ruxton (WA) 12.11; J. Meres (Vic) 12.16; L. Lynch (WA) 12.25;
J. Flaherty (Vic) 12.25; K. Druitt (WA A/c) 12.31. (Wind -3.95)

200 METRES D. Boyd (Vic) 23.09; C. Pekin (WA) 23.49; D. Holden (NSW) 23.55;
H. Davey (Qld) 23.79; K. Druitt (WA A/c) 23.91; S. Ruxton (SA) 24.05;
J. Flaherty (Vic) 24.12; M. Holland (NSW A/c) 24.34. (Wind - 1.20)

400 METRES D. Boyd (Vic) 51.48; M. Corcoran (Vic) 53.03; S. Oakley (Tas) 53.16;
J. Schwass (NSW) 53.71; J. White (WA) 53.81; G. Millar (Tas) 53.86;
r. Dillimore (NZ) 53.96; K. Coster (NSW) 54.30.

800 METRES H. Barralet (Qld) 2.01.50; M. Corcoran (Vic) 2.02.48;
T. Cater (Vic) 2.02.75; J. Schwass (NSW) 2.04.38; L. Foreman (WA) 2.05.28;
B. Fleming (Vic) 2.06.64; L. Gray (NZ) 2.07.53; S. Hartgers (NSW) 2.13.23.

1500 METRES L. Gray (NZ) 4.24.17; J. Green (QLD) 4.25.18;
R. Brisbane (Vic) 4.25.63; A. Lord (Vic) 4.26.35; M. Lyons (Qld) 4.26.96;
H. Pynor (NSW) 4.29.45; B. Flemming (Vic) 4.34.82; L. Carver (Qld) 4.34.84).

3000 METRES A. Lord (Vic) 9.25.79; D. Gould (SA) 9.27.94; P. Just (NSW) 9.28.79;
K. Wood (NSW) 9.30.25; T. Adams (NSW A/c) 9.32.60; J. Green (Qld) 9.55.77.

10,000 METRES M. Moyle (SA) 36.12.69; M. Ricardo (NSW) 36.53.15;
S. Barrett (Qld A/c) 36.57.15; K. Whannell (Qld A/c) 37.08.68;
G. Pratten (ACT) 37.38.83.

5000 METRES WALK L. Young (Vic) 23.58.69; K. Saxby (NSW) 24.25.09;
A. Ryan (NSW) 24.47.71; F. Toohey (Vic) 25.13.85; A. Miller (Vic) 25.24.13;
L. Harpur (SA) 25.41.23.

100M HURDLES G. Nunn (SA) 13.91; J. Beasley (WA) 14.09;
J. Low (Qld) 14.13; K. Lee (ACT) 14.55; C. Hart (WA) 14.69;
C. Boswell (SA) 14.84; J. Miller (Tas) 14.90; L. Garling (NSW) 14.93. (Wind - 2.45)

400M HURDLES D. Flintoff (Vic) 56.90; G. Nunn (SA) 57.23; D. Tomsett (Vic) 58.60;
M. Hardstaff (Tas) 58.73; L. Longstaff (SA) 59.73; A. Stevenson (NSW) 62.09;
C. Godlewski (NSW) 64.36;

4 x 100 METRES RELAY Victoria 44.84; Western Australia 45.77;
New South Wales 46.03; Queensland 46.08; South Australia 47.04; Tasmania 47.33.

4 x 400 METRES RELAY Victoria 3.35.84; New South Wales 3.36.31;
Tasmania 3.36.68; Queensland 3.43.01; South Australia 3.43.21.

LONG JUMP R. Lorraway (Vic) 6.61; N. Boegman (NSW) 6.50;
M. Hamley (NSW) 6.10; C. Stanton (WA) 5.91; S. Priestley (Qld) 5.89
J. Millar (Tas) 5.82; D. Groves (Vic) 5.75; A. Divito (SA) 5.67.

HIGH JUMP C. Stanton (WA) 1.92; K. Gibbs (NSW) 1.89; V. Browne (WA) 1.83;
D. Bopf (Qld), S. Moran (SA), J. Miller (Tas) & J. Gracey (Qld) 1.75.

SHOT PUT G. Mulhall (Vic) 18.70; C. Shultze (Vic) 15.47;
S. Reinwald (Vic A/c) 14.65; A. Etienne (Vic) 14.47; P. Donnelly (Vic) 14.15
M. Vibose (NSW) 13.00; A. Rovis Hermann (WA) 12.82; V. Jackson (Vic A/c) 12.78.

DISCUS THROW G. Mulhall (Vic) 59.94; C. Shultze (Vic) 48.94; A. Etienne (Vic) 47.96;
A. Rovis-Herman (WA) 46.72; S. Reinwald (Vic A/c) 46.70; C. Mills (SA) 45.56

JAVELIN THROW P. Rivers (Vic) 64.18; J. Kieboom (SA) 53.96;
M. Vibose (NSW) 50.04; C. Harvey (Qld) 45.84; J. Bates (Qld) 44.92;
P. Mountfield (NSW) 42.86; M. Thomas (NSW) 41.62; L. McHarg (NSW A/c) 40.04.

UNDER 20 - MEN

100 METRES D. Clark (NSW) 10.47; R. Stone (Vic) 10.62;
R. Henderson (NSW) 10.63; P. Smith (SA) 10.66; B. Leavy (Qld) 10.82; (Wind +1.70)
I. Blanchonette (Vic) 10.83; T. Sweeney (Vic) 10.85; P. Bennett (SA) 11.00.

200 METRES D. Clark (NSW) 21.31; R. Stone (Vic) 21.53;
R. Henderson (NSW) 21.72; B. Leavy (Qld) 22.25; D. Mullany (Qld) 22.25;
D. Sharp (Qld) 22.29; C. Proctor (SA) 22.34; S. Dunn (Vic) 22.34. (Wind -1.30)

400 METRES D. Clark (NSW) 46.73; P. Dunne (Vic) 47.24; M. Guttrey (NZ) 47.28;
R. Lucas (SA) 47.76; I. MacPherson (Qld) 48.02; S. Shirley (Qld) 48.89;
S. Sharp (Qld) 49.29; L. Miller (Vic A/c) 49.67.

800 METRES A. Ozolins (NSW) 1.51.63; M. Bannick (Vic) 1.51.94;
I. Gaudry (NSW) 1.52.17; G. Yates (WA) 1.52.52; M. Ryan (Vic) 1.54.24;
C. McDonald (NZ) 1.54.42; R. Fregon (Vic) 1.54.44;
D. Biczó (NSW) 1.57.02.

1500 METRES C. McDonald (NZ) 3.48.60; M. Norwood (Vic) 3.50.43;
R. Gillard (Tas) 3.52.35; A. White (NSW) 3.53.99; T. McDonald (Qld) 3.57.48;
K. Miller (ACT) 4.00.67; P. Goodhew (NSW) 4.01.18.

5000 METRES Q. Morley (NSW) 14.29.04; M. Halls (NSW) 14.37.04;
C. McLeay (NZ) 15.01.00; B. Camp (Vic) 15.16.05; P. Berney (Qld) 15.21.58;
J. Meagher (Vic) 15.26.64.

5000 METRES WALK A. Muir (NSW) 22.07.11; M. De Clifford (WA) 22.47.98;
T. Nancarrow (Vic) 23.12.30; S. Donald (NSW) 23.12.55; R. Everson (SA) 24.01.76;
B. Cullen (NSW A/c) 25.25.35.

110M HURDLES N. Coghlan (Vic) 15.00; R. Wahrlichler (SA) 15.32;
S. Poelman (NZ) 15.38; M. Runge (Qld) 15.40; R. Parenzee (WA) 16.16;
B. Gooding (Vic) 16.30; D. McGuire (NSW) 17.02. (Wind -2.65)

400M HURDLES R. Parenzee (WA) 52.87; S. Shirley (Qld) 53.21; B. White (NSW) 53.44;
A. Lawrence (NSW) 53.83; I. Blanchonette (Vic) 53.90; G. Tudor (Tas) 55.95;
B. Gooding (Vic) 57.48.

2000 METRES STEEPLECHASE H. Begeo (Phll) 5.45.72; J. Walsh (Vic) 5.58.93;
P. Hanley (NSW) 6.00.06; R. Skinner (Vic) 6.08.97; P. Maslen (WA) 6.13.77.

4 x 100 METRES RELAY Victoria 42.17; New South Wales 42.91; Queensland 43.29.
South Australia Disq. (42.21)

4 x 400 METRES RELAY Victoria 3.12.99; Queensland 3.13.54;
Western Australia 3.14.41; New South Wales 3.15.51; South Australia 3.38.11.

LONG JUMP I. Reed (Vic) 7.02; B. Kennedy (Qld) 7.01; A. Newton (WA) 6.89;
P. Schfff (NSW) 6.80; A. Hough (NSW) 6.67; S. Poelman (NZ) 6.54.

TRIPLE JUMP P. Beames (Vic) 15.41; A. Newton (WA) 14.28;
A. Hough (NSW) 14.05; N. Hodgson (Vic) 13.48.

HIGH JUMP R. Te Puni (NZ) 2.15; M. Lane (Qld) 2.12; G. Johnson (SA) 2.09;
D. Hoyte (Vic) 2.09; J. Andrew (NSW) 2.00; H. Osman (Vic) 2.00.

POLE VAULT N. Honey (Vic) 4.60; S. Poelman (NZ) 4.40; R. Smith (SA) 4.00;
D. Woods (NSW) 3.85; S. Ambrose (SA) 3.85; D. Maguire (NSW) 3.70
J. Adamopoulos (Vic) 3.70.

SHOT PUT S. Gyngell (NSW) 15.76; S. Hall (Vic) 13.99;
P. Frkovic (NSW) 13.23; A. Davies (NSW) 13.22; T. Panayiotidis (Vic) 12.06;
S. Wright (Qld) 12.06; D. Kozlowski (SA) 11.76.

DISCUS M. Henderson (Qld) 45.26; D. Sullivan (NSW) 44.46;
S. Gyngell (NSW) 42.18; A. Bray (Qld) 40.84; L. Sbisà (Vic) 38.84.
G. Adamson (Vic) 36.06; A. Davies (NSW) 35.22.

JAVELIN THROW P. Dohnt (SA) 67.40; G. Markovic (NSW) 65.14;
P. Thornton (SA) 64.78; M. Freund (Qld) 61.02; M. Morgan (Vic) 57.66
D. Barber (Tas) 57.42; A. Matthews (SA) 54.28; A. Tomas (Vic) 53.34.

HAMMER THROW B. Monk (Qld) 54.06; S. Hall (Vic) 50.74; S. Ellard (Vic) 48.50;
D. Kozlowski (SA) 42.34; M. Grifferty (ACT) 37.94; P. Frkovic (NSW) 32.86;

UNDER 20 - WOMEN

100 METRES: D. Holden (NSW) 11.77; M. Holland (NSW) 12.35;
K. Johnson (Qld) 12.40; J. Austin (NSW) 12.54; M. Standewick (Vic) 12.66
L. Brett (Vic) 12.70; K. Edwards (Qld) 12.75. (Wind -2.60)

200 METRES M. Holland (NSW) 24.42; K. Johnson (Qld) 24.61; G. Millar (Tas) 24.77
E. White (WA) 25.36; C. Stoneham (Vic) 25.45; J. Austin (NSW) 25.50;
J. Boulter (Vic) 25.52; K. Edwards (Qld) 25.95. (Wind -1.80)

400 METRES G. Millar (Tas) 53.95; M. Holland (NSW) 54.45; S. Speers (Tas) 54.69;
C. Stoneham (Vic) 54.95; G. Hall (NSW) 56.03; J. Boulter (Vic) 56.09;
E. White (WA) 56.29.

800 METRES M. Pettit (WA) 2.06.89; M. Lyons (Qld) 2.08.53; H. Pynor (NSW) 2.09.34;
S. Speers (Tas) 2.10.06; K. Watt (Vic) 2.13.64.

1500 METRES: M. Lyons (Qld) 4.25.02; M. Pettit (WA) 4.29.01;
L. Carver (Qld) 4.31.80; K. Watt (Vic) 4.34.34; H. Pynor (NSW) 4.34.84.
S. Franklin (WA) 4.41.67.

3000 METRES M. Pettit (WA) 10.04.31; S. Franklin (WA) 10.06.35;
M. Vince (NSW) 10.09.12; A. Waddle (Tas) 10.16.70.

3000 METRES WALK R. Smith (Vic) 14.50.30.

100M HURDLES L. Garling (NSW) 14.56; D. Bloomfield (NSW) 14.75;
B. Pittman (Qld) 14.82; L. Richards (NSW) 14.95; B. Rennie (Vic) 15.22;
K. Harders (Qld) 15.65. (Wind Nil)

400M HURDLES M. Hardstaff (Tas) 59.69; M. Eccles (Vic) 61.37;
L. Richards (NSW) 61.80; B. Miller (Qld) 62.77; D. Olson (Qld) 63.40;
K. Armstrong (Vic) 64.99.

4 x 100 METRES RELAY New South Wales 46.81; Tasmania 46.82;
Victoria 47.13; Queensland 48.27.

4 x 400 METRES RELAY Tasmania 3.40.29; New South Wales 3.44.58;
Victoria 3.48.87; Western Australia 3.57.88; Queensland 3.58.75.

LONG JUMP J. Spradley (NSW) 5.88; K. Hale (SA) 5.88; M. McLean (ACT)
5.40; J. McCullough (Qld) 5.31; L. Brett (Vic) 5.26

HIGH JUMP J. Talbot (Vic) 1.78; T. Brandt (Qld) 1.70;
K. Harders 1.65; D. Boyce (SA) 1.60

SHOT PUT S. Reinwald (Vic) 14.16; I. Livich (WA) 12.84;
H. Marsters (NZ) 12.62; P. Mountfield (NSW A/c) 12.42; R. May (Vic) 12.13
M. Bancroft (NSW) 12.07; L. Dennis (NSW) 11.79.

DISCUS THROW S. Reinwald (Vic) 46.54; I. Livich (WA) 44.14;
P. Mountfield (NSW) 43.92; H. Marsters (NZ) 42.90; L. Dennis (NSW) 40.86;
L. McHarg (NSW) 38.48.

JAVELIN THROW L. Dennis (NSW) 44.74; P. Mountfield (NSW) 43.82;
J. Boyce (SA) 42.40; L. McHarg (NSW) 41.18; C. McKay (Vic) 37.78;
K. Harders (Qld) 33.60.

UNDER 18 - MEN

100 METRES F. Martin (NSW) 10.66; R. Hannah (NSW) 10.77;
C. Warner (Qld) 11.13; S. McBain (SA) 11.16; D. Ashcroft (Tas) 11.18;
T. Millionis (Vic) 11.20. (Wind +1.40)

200 METRES F. Martin (NSW) 21.37; F. Concilia (Vic) 22.13; D. Ashcroft (Tas) 22.53;
T. Barbour (SA) 22.55; C. Rosenberg (Vic) 22.56; T. Millionis (Vic) 22.57;
J. Costello (Qld) 22.93; A. Bond (ACT) 22.98. (Wind - 2.00)

400 METRES M. Murphy (NSW) 48.10; A. Bond (ACT) 49.70; D. Ashcroft (Tas) 49.79;
G. Vidler (NSW) 50.34; I. Jennings (Vic) 50.59; T. Weiberdink (SA) 51.18;
E. O'Callaghan (Vic) 51.50.

800 METRES B. Acres (WA) 1.50.39; M. Favier (Qld) 1.51.65;
E. O'Callaghan (Vic) 1.52.59; A. Barnes (Tas) 1.54.86; T. Purcell (Vic) 1.55.28;
T. Gamer (Qld) 1.58.84; J. Kelly (Vic A/c) 1.58.95.

1500 METRES S. Quilty (Vic) 3.56.62; A. Barnes (Tas) 3.57.01;
B. Acres (WA) 3.58.09; D. Gillies (Tas) 4.00.42; W. Andrews (NSW) 4.01.18;
C. Dalton (NSW) 4.01.25; D. O'Flaherty (Vic) 4.05.99; S. Haslam (SA) 4.06.19.

3000 METRES: D. Lavender (NSW) 8.34.86; M. Inwood (Qld) 8.36.77;
D. Lightfoot (NSW) 8.37.51; D. Gillies (Tas) 8.38.69; C. Dalton (NSW A/c) 8.44.80;
D. O'Flaherty (Vic) 8.45.33; A. Hart (Vic) 9.02.74; S. Parkinson (SA) 9.22.72.

3000 METRES WALK J. Hart (NSW) 12.46.60; A. Duncan (Vic) 12.58.17;
P. Copeland (VIC A/c) 13.22.63; P. Hilton (Vic) 13.25.77;
A. Ludwig (Qld) 13.31.48; I. Waters (Vic A/c) 13.39.18.

110M HURDLES D. Wright (WA) 14.74; A. Affleck (Vic) 15.25;
T. Barbour (SA) 15.26; G. Anderson (SA) 15.54; T. Graham (NSW) 15.57;
H. Halley (NSW) 16.14. (Wind -1.35)

400M HURDLES D. Wright (WA) 53.04; D. Misson (NSW) 54.48; G. Anderson (SA) 54.94;
R. Bradley (NSW) 55.48; B. Hundline (Qld) 55.75; M. Longmuir (Vic A/c) 55.82;
S. Shirley (Qld) 59.36; M. Skerritt (Vic) 60.05.

2000 METRES STEEPLECHASE S. Mee (ACT) 5.55.15; P. Murray (Vic) 6.01.37;
R. Evans (NSW) 6.06.06; D. Sharpe (NSW) 6.10.67; M. Nicholl (NSW A/c) 6.16.41;
D. Staehr (Vic A/c) 6.20.58; M. Inwood (Qld) 6.33.52; P. Grix (Vic) 6.39.41.

4 x 100 METRES RELAY New South Wales 42.37; Victoria 42.76; Queensland 42.95;
South Australia 43.04.

4 x 400 METRES RELAY New South Wales 3.18.39; South Australia 3.20.15;
Victoria 3.21.16; Tasmania 3.24.09; Queensland 3.24.95.

LONG JUMP R. Hannah (NSW) 7.29; R. Wood (Vic) 7.12; M. Morgan (Vic) 6.99.
R. Knight (SA) 6.76; J. Clarke (Vic) 6.54; H. Halley (NSW) 6.35;
J. Prout (SA) 5.66.

TRIPLE JUMP M. Skerritt (Vic) 14.39; S. McBain (SA) 14.21; G. Anderson (SA) 13.85.
S. Ralphsmith (Vic) 13.67; L. Crowder (NSW) 13.41.

HIGH JUMP I. Rutledge (Qld) 2.13; N. Smith (NSW) 2.13; J. Parker (NSW) 2.07;
M. Allen (WA) 2.04; S. Shirley (Qld) & A. Munzberg (SA) 1.95; R. Wood (Vic) 1.90

POLE VAULT J. Mattinson (SA) 4.55; J. Simons (SA) 4.30; M. Priestley (Vic A/c) 4.20
C. Spillane (Vic) 3.80; R. Jarmyn (SA) 3.80; S. Mantoufeh (NSW) 3.70.

SHOT PUT J. Minns (Vic) 17.24; W. Randall (Vic) 16.01; N. Hart (Vic) 15.07;
G. Dart (SA) 14.56; J. Payne (NSW) 13.76; P. Kitney (NSW) 13.60.

DISCUS THROW J. Minns (Vic A/c) 51.00; G. La Rose (Vic) 48.70;
J. Light (Qld) 48.54; P. Kitney (NSW) 48.44; W. Randall (Vic) 48.22;
N. Hart (Vic) 48.16; G. Dart (SA) 45.16; J. Highland (WA) 45.02.

JAVELIN THROW D. Dixon (SA) 74.26; J. Highland (WA) 68.26; D. Birks (SA) 64.92;
M. Hesse (NSW) 63.84; W. Randall (Vic) 61.92; D. Marx (Vic) 61.04.

HAMMER THROW D. Conduit (Vic) 50.78; V. Muccitelli (Vic) 49.66;
J. Highland (WA) 48.62; Z. Medak (Vic) 47.66; M. Horneman (NSW) 45.40;
D. Dixon (SA) 42.14; C. Watson (Tas) 40.84; P. Baxevanis (Vic A/c) 38.36.

UNDER 18 - WOMEN

100 METRES N. Boegman (NSW) 12.16; M. Moroney (NSW) 12.27;
C. Byles (SA) 12.28; G. Simpson (Tas) 12.33; S. Alton (NSW) 12.37;
J. Flemming (Vic) 12.51; R. Farrelly (Tas) 12.53; A. Hopkins (SA) 12.79. (Wind -2.40)

200 METRES C. Byles (SA) 24.34; S. Alton (NSW) 24.50; N. Boegman (NSW) 24.53;
C. Dillimore (NZ) 24.98; R. Farrelly (Tas) 25.07; L. Richters (Qld) 25.55.
(Wind +1.30)

400 METRES C. Dillimore (NZ) 54.08; L. O'Connell (Vic) 55.55;
R. Farrelly (Tas) 55.67; S. Hartgers (NSW) 56.29; A. Schaefer (NSW) 56.40;
M. Babbage (NSW) 56.76; L. Bull (Vic) 57.55.

800 METRES L. Bull (Vic) 2.11.26; S. Hartgers (NSW) 2.11.30; K. Camp (SA) 2.11.30
A. Schaefer (NSW) 2.11.64; C.A. Cowden (WA) 2.12.92; L. O'Connell (Vic) 2.13.77.
J. Douglas (Qld) 2.16.32; B. Robertson (NSW) 2.16.99.

1500 METRES D. Gould (SA) 4.27.55; K. Wood (NSW) 4.28.41; T. Adams (NSW) 4.30.74;
W. Walton (Vic) 4.44.54.

3000 METRES K. Wood (NSW) 9.42.75; D. Gould (SA) 9.44.00; T. Adams (NSW) 9.46.43.
S. Fisher (Vic) 9.54.91.

3000 METRES WALK F. Toohey (Vic) 14.24.99; S. Miller (Vic) 14.58.03;
L. Harrison (NSW) 15.10.49; B. Jenner (SA) 15.11.30; K. Arkin (NSW) 15.19.19;
Y. Waters (Vic A/c) 15.24.47; P. Urquhart (Qld) 15.29.58; C. Vanstan (Vic) 15.39.93.

100M HURDLES J. Beasley (WA) 13.77; J. Flemming (Vic) 14.38;
J. Breen (NSW) 14.72; N. Boegman (NSW) 14.81; A. Stevenson (NSW) 15.31;
J. McCullough (Qld) 15.43; J. Cameron (Vic) 15.46; L. Richters (Qld) 15.63. (Wind Nil)

400M HURDLES C. Wilson (Vic) 60.04; M. Gabbedy (WA) 62.07;
A. Schaefer (NSW) 62.09; A. Sullivan (NSW) 62.22; S. Lawton (NSW A/c) 63.00;
D. Hiscox (NSW A/c) 64.32; B. Patman (Qld) 64.66; A. Stevenson (NSW) 64.73.

4 x 100 METRES RELAY New South Wales 46.47; Victoria 48.61.

4 x 400 METRES RELAY New South Wales 3.44.85; Victoria 3.46.16;
Queensland 3.58.11; Tasmania 3.59.67; South Australia 4.05.43.

LONG JUMP N. Boegman (NSW) 6.36; J. Beasley (WA) 6.03; S. Jaklowsky (Qld) 5.75;
S. Priestley (Qld) 5.75; K. Dowley (SA) 5.49; R. Cansdell (NSW A/c) 5.37;
A. Bramwell (Vic) 5.21.

HIGH JUMP S. Barber (SA) 1.82; C. Sharp (NSW) 1.79; J. Hunt (Vic) 1.76; L. Rutter/
A. Bramwell (Vic) 1.73; C. Hurst (SA) 1.70; E. Dare (WA) 1.70; K. Farrell (NSW) 1.70.
(NSW)1.73

SHOT PUT L. Dorling (Vic) 13.03; Y. Ykema (Vic) 12.80; G. Larsen (Tas) 11.90;
J. Meier (NSW) 11.89; J. Irwin (WA) 11.68; F. Pollock (Qld) 10.34.

DISCUS THROW C. Mills (SA) 44.58; H. Ehmann (NSW) 43.34; Y. Ykema (Vic) 42.90;
S. Flynn (SA) 41.14; K. Ward (Qld) 40.44; J. Clark (Vic) 40.10.

JAVELIN THROW L. Kennedy (NSW) 45.14; C. Harvey (Qld) 44.60; J. Bates (Qld) 44.34;
M. Cilento (SA) 42.90; N. Symons (SA) 41.68; M. Boland (NSW) 41.22; J. Morgan (Vic)
40.02; J. Whybrow (Vic) 39.58.

AUSTRALIAN MULTIPLE EVENTS CHAMPIONSHIPS
 (Conducted in Adelaide on 2nd/3rd April, 1983)

100m; Long Jump; Shot Put; High Jump; 400m;
 110m H; Discus Throw; Pole Vault; Javelin Throw; 1500m.

DECATHLON - MEN

P. Hadfield (NSW) 7323 points	(11.43; 7.17; 13.04; 1.79; 49.05; 15.26; 41.08; 4.20; 53.34; 4.41.54)
C. Nunn (SA) 7190 points	(11.34; 7.18; 11.69; 2.00; 49.48; 14.72; 34.52; 3.80; 45.64; 4.33.49)
T. Lomax (NZ) 6979 points	(11.55; 6.67; 10.89; 2.00; 49.54; 15.14; 34.56; 3.90; 45.62; 4.30.72)
P. Fossey (VIC) 6967 points	(11.40; 7.11; 11.37; 1.94; 50.32; 16.34; 34.80; 4.00; 50.04; 4.39.44)
P. Wilson (NZ) 6924 points	(11.46; 6.75; 12.44; 1.76; 48.44; 15.41; 38.02; 3.30; 47.46; 4.21.58)
R. Sadler (SA) 6735 points	(11.82; 6.74; 12.56; 1.91; 50.49; 15.44; 30.48; 4.50; 37.40; 4.33.99)

DECATHLON - UNDER 20 MEN

W. Martell (QLD) 7080 points	(11.55; 6.98; 12.21; 1.96; 51.63; 15.52; 40.44; 3.40; 57.34; 4.34.7)
S. Poelman (NZ) 7047 points	(11.55; 6.46; 12.17; 2.02; 51.41; 15.19; 34.24; 4.30; 48.02; 4.34.1)
N. Honey (Vic) 6689 points	(11.21; 6.99; 9.87; 1.78; 50.01; 16.56; 27.14; 4.60; 47.34; 4.37.5)
A. Hough (NSW) 6427 points	(11.67; 6.51; 10.21; 1.84; 50.20; 18.29; 36.68; 3.50; 53.14; 4.26.9)
S. Shirley (Qld) 6358 points	(11.46; 6.19; 10.50; 1.78; 48.24; 16.36; 32.46; 2.70; 44.64; 4.10.7)
N. Milanovic (Vic) 6049 points	(12.21; 6.39; 10.49; 1.81; 52.29; 16.36; 35.24; 3.60; 41.24; 4.58.8)

MULTIPLE EVENTS - UNDER 18 MEN

M. Morgan (Vic) 7018 points	(11.64; 7.19; 13.71; 2.02; 52.72; 15.24; 43.26; 2.80; 60.82; 4.58.2)
T. Barbour (SA) 6435 points	(11.65; 6.35; 11.51; 1.99; 50.58; 15.51; 28.80; 3.80; 45.70; 5.14.1)
S. Shirley (Qld) 6434 points	(12.03; 6.37; 12.18; 1.96; 50.97; 16.40; 32.60; 3.10; 44.92; 4.26.14)
R. Wood (Vic) 6239 points	(11.47; 6.94; 11.85; 2.02; 51.17; 16.06; 35.08; 2.50; 38.50; 5.10.4)
A. Flynn (NSW) 6200 points	(12.23; 6.61; 13.91; 1.87; 55.63; 17.67; 41.48; 2.60; 57.82; 4.55.0)
C. Steputat (WA) 6044 points	(12.10; 6.13; 13.02; 1.72; 52.61; 16.61; 28.80; 3.70; 43.98; 4.49.6)

HEPTATHLON - WOMEN

100m H High Jump Shot Put 200m Long Jump Javelin 800m

T. Genge (NZ) 5832 points	14.21; 1.64; 12.49; 25.10; 5.99; 37.74; 2.12.0.
J. Millar (Tas) 5670 points	14.44; 1.76; 10.04; 25.04; 6.01; 34.94; 2.16.32.
C. Stanton (WA) 5589 points	14.63; 1.85; 13.26; 25.93; 6.03; 35.12; 2.40.99;
M. Hamley (NSW) 5333 points	15.11; 1.70; 11.98; 26.03; 5.97; 30.80; 2.30.10.
K. Forbes (NZ) 5200 points	15.19; 1.67; 11.26; 25.75; 5.52; 24.18; 2.17.22.
A. Divito (SA) 5021 points	15.72; 1.61; 9.38; 25.38; 5.93; 30.60; 2.29.08.

HEPTATHLON - UNDER 20 WOMEN

J. Flemming (Vic) 5372 points	14.53; 1.67; 9.98; 24.83; 5.70; 35.82; 2.29.37;
L. Richards (NSW) 5264 points	15.18; 1.55; 10.03; 24.99; 5.53; 39.28; 2.22.38.
K. Harders (Qld) 5235 points	15.30; 1.73; 10.74; 26.90; 5.35; 36.24; 2.22.48.
C. Dennis (Tas) 4992 points	15.08; 1.64; 10.83; 26.59; 5.50; 31.32; 2.36.64
A. Thomas (NSW) 4888 points	16.48; 1.64; 11.21; 27.40; 5.42; 33.36; 2.31.56.
J. Parsons (SA) 4582 points	16.99; 1.67; 9.60; 28.54; 4.98; 34.50; 2.32.86.

HEPTATHLON - UNDER 18 WOMEN

K. Coombe (Qld) 5248 points	15.34; 1.72; 9.68; 25.60; 5.77; 32.14; 2.25.10.
A. Bramwell (Vic) 4996 points	16.00; 1.72; 9.54; 26.07; 5.50; 33.48; 2.33.94.
J. O'Reilly (SA) 4783 points	16.39; 1.57; 11.34; 27.49; 5.33; 33.56; 2.33.54
D. Barnett (WA) 4763 points	16.53; 1.60; 9.02; 26.51; 5.23; 32.64; 2.26.29.
S. Lawton (NSW) 4751 points	16.34; 1.57; 9.35; 26.34; 5.03; 28.84; 2.19.54.
J. Hunt (Vic) 4641 points	16.36; 1.72; 9.04; 27.83; 5.13; 27.66; 2.30.04.

MALVERN SPORTS MEDICINE CENTRE

**3 WILTON VALE CRESCENT
EAST MALVERN
25 8961 (3 lines)**

*Provides evaluation, diagnosis and treatment of all
sporting and recreational injuries.*

*On call, weekend casualty service available and
Hospital and X-ray facilities in the adjacent Malvern
Private Hospital.*

PERFORMANCES OF AUSTRALIAN ATHLETES IN INTERNATIONAL COMPETITIONLONDON MARATHON, SUNDAY, MAY 9TH, 1982

Stephen Poulton 20th 2.17.22.0
 John Duck 50th 2.22.19.0
 Grenville Wood (withdrew injured after 13 miles)

MONTREAL MARATHON - 31st May, 1982

Teams: Italy 9:7.37; Australia 9:30.43; Colombia 9:39.12

16. Graham Kennedy 2:19.51; 19. Garry Hand 2:20.20; 21. John Stanley 2:21.45;
 41 Garry Henry 2:28.46; 46. David Byrnes 2:29.39

WOMEN'S WORLD WALKING MEETING, BERGEN, NORWAY - 7/8/82

5km - Road

TEAMS

Susan Cook 23.09.2 - 1st - USSR
 . AUSTRALIA
 . Norway
 Lorraine Young 8th 24.28.6
 Rachel Thompson 11th 24.46.3
 Anne Miller 21st

AUSTRALIA -V- ENGLAND - 13TH OCTOBER, 1982 - MELBOURNE

High Jump	Greg Bartlett	2.10	2nd	
	David Anderson	2.05	3rd	
	Viktor Svarcs	2.05	4th	
Pole Vault	Andrew Stewart	4.75	3rd	
	Roy Boyd	5.10	1st	
400m	John Fleming	48.00	4th	
	Paul Dunne	47.82	3rd	
110m Hurdles	Don Wright	13.98	1st	Peter Beames 16.29 5th (Wind -1.5)
Shot Put	Paul Nandapi	14.81	6th	
	Peter McGrath	15.54	5th	
Javelin	Bruce Dengate	65.98	3rd	
	Colin Carbis	57.66	4th	
100m	Darren Clark	10.99	6th	(Wind -2.4)
	Peter Donovan	11.07	7th	
5000m	John Andrews	13.55.50	3rd	
	Steve Austin	13.52.52	2nd	
200m	Bruce Frayne	22.0	4th	
	Darren Clark	21.6	2nd	
Discus	Paul Nandapi	51.36	5th	
	Richard Priman	55.12	3rd	
400m Hurdles	Ken Gordon	52.09	3rd	
	Dale Horrobin	51.76	2nd	
800m	Brett Crew	1.46.42	4th	
	Peter Bourke	1.46.04	2nd	
1500m	Michael Hillardt	3.41.33	1st	
	Pat Scammell	3.43.08	2nd	
4 x 100m Relay	Australia	41.07	2nd	

SYDNEY, 17TH OCTOBER, 1982

Pole Vault	Ray Boyd	4.60	=2nd	200m	Darren Clarke	21.51	2nd
	Andrews Stewart	4.60	=2nd		Bruce Frayne	21.88	5th
Long Jump	Peter Beames	6.16	3rd				
110m Hurdles	Don Wright	14.18	4th	400m H	Ken Gordon	52.27	2nd
	Peter Beames	16.00	5th		Dale Horrobin	52.90	3rd
Discus	Bill Meywes	43.18	6th	4 x 100m	Australia	41.69	3rd
	Bill Apostilidis	44.94	5th		Javelin	Bruce Dengage	64.12
100m	Paul Narracott	10.81	4th	800m	Colin Carbis	62.88	4th
	Darren Clark	10.82	5th		Peter Bourke	1.47.50	1st
	Robert Henderson	11.06	7th		Brett Crew	1.47.80	2nd
Shot Put	Peter McGrath	15.36	4th	1 mile	Mike Hillardt	4.07.73	3rd
	Bill Meywes	15.60	3rd		Pat Scammell	D.N.F.	
High Jump	Angus Waddell	2.05	2nd				
	David Morrow	1.95	3rd				
400m	Rick Mitchell	DNS					
	Gary Minihan	47.54	4th				
	Greg Parker	46.61	1st				

AUSTRALIA -V- ITALY - 30TH DECEMBER, 1982 (MENS COMPETITION)10,000 METRES WALK

Willi Sawall (A) 41.08.62; David Smith (A) 43.01.7; Tim Erickson (A) 44.23.2;
Raffiello Ducceschi (I) 45.32.5; Paulo Ghedina (I) 46.24.9; Maurizio Chiarello (I)
46.45.6

5,000 METRES

Steve Austin (A) 13.40.7; John Andrews (A) 13.43.0; Pietro Selveggi (I) 13.51.1;
Gianni Truschi (I) 14.05.7; Antonio Selveggi (I) 14.09.1; Brian Lewry (A) 14.11.5.

3,000 METRES STEEPLECHASE

Peter Larkins (A) 8.39.1; Andrew Garnham (A) 8.48.7; Gary Briggs (A) 8.51.2;
Luciano Carchesio (I) 9.07.8; Umberto Salmaso (I) 9.16.3; Mariano Scartessini (I)
9.22.4

800 METRES

Paul Gilbert (A) 1.49.42 (Disqualified); Gary Gouldin (A) 1.49.2; P. Scammell (A) 1.49.2
Alberto Barsotti (I) 1.51.1; Ricardo Materassi (I) 1.51.1; Saverio Gellini (I)
1.53.8.

1500 METRES

Gerard Ryan (A) 3.47.05; Paul Grinsted (A) 3.47.3; Malcolm Norwood (A) 3.47.9;
Claudio Patrignani (I) 3.48.7; Stefan Mei (I) 3.48.8; Stefano Cecchini (I) 3.56.8.

10,000 METRES

Laurie Whitty (A) 29.02.95; L. Zarcone (I) 29.17.2; Jeff Coole (A) 29.25.0;
Gianni Demadonna (I) 29.27.8; B. Mornan (A) 29.29.4; Alesio Faustini (I) 29.30.1

WORLD CROSS COUNTRY CHAMPIONSHIPS - 20TH MARCH, 1983 - GATESHEAD, ENGLANDMen's 12km

Robert de Castella	6th	37.00
John Andrews	21st	37.36
Laurie Whitty	34th	37.52
Bryan Lewry	39th	38.03
Rob McDonald	45th	38.10
Max Little	48th	38.12
Adam Hoyle	81st	38.49
Nicholas de Castella	109th	39.20

TEAMS

Ethiopia	104pts
U.S.A.	170 "
Kenya	191 "
AUSTRALIA	193 "

Women's 4km

Carolyn Schuwalow	20th	14.20
Megan Sloane	32nd	14.31
Janis Hams	41st	14.37
Sharon Dalton	63rd	14.58
Rhonda Mallinder	81st	15.21
Sally Pierson	104th	16.08

TEAMS

U.S.A.	31pts
U.S.S.R.	41 "
Canada	53
.	.
.	.
.	.
9th AUSTRALIA	156pts

CINQUE MULINI - SAN VITTORE OLONA - 27TH MARCH

Robert de Castella	1st	31.19
John Andrews	10th	31.53
Max Little	11th	31.57
Rob McDonald	12th	32.04
Bryan Lewry	19th	32.48
Nicholas de Castella	26th	33.26
Laurie Whitty	30th	33.54

Junior Men

Adam Hoyle	1st	24.56
------------	-----	-------

SEOUL INTERNATIONAL TRACK AND FIELD 14TH AND 15TH AUGUST, 1982

Tim Lee	400m	50.22	5th
Tim Lee	800m	1.55.71	6th
Grant Edwards	Hammer	48.04m	6th
Grant Edwards	Shot put	15.66m	3rd
Bill Apostolidis	Discus	55.60m	2nd
Lyndal Kennedy	Javelin	35.52m	5th
Lyndal Garling	100m Hurdles	14.44	1st
Jacki O'ner	100m Hurdles	15.09	5th
Peter Dohnt	Javelin	54.00m	4th
Jenny Ganzevoort	3000m	10.06.7	2nd
Steven Moneghetti	5000m	14.32.9	1st

The Competition at Crystal Palace was conducted on the 9th June and was between England, Australia, U.S.A. and Sweden. The competition conducted on the 13th June at Gateshead was between England, Australia, Czechoslovakia.

ENGLAND AND EUROPE TOUR - MEN

Peter Bourke	Haringey	400	48.4	5th	
	Crystal Palace	800	1.46.40	1st	
	Gateshead	800	1.49.24	3rd	
	Hull	400	48.7		400 Relay 47.8
	Warsaw	800	1.46.76	1st	
	Oslo	800	1.47.15	3rd	
	Budapest	800	1.50.39	4th	
	Haringey	1000	2.20.2	2nd	
Pat Scammell	Crystal Palace	800	1.47.91	4th	
	Gateshead	800	1.49.88	4th	
	Hull	Mile	3.59.9	1st	
	Warsaw	800	1.46.84	3rd	
	Oslo	1500	3.38.11	2nd	
	Budapest	2000	set pace		
	Byrkjolo	800	1.47.86	1st	
	Oslo	800	1.45.86	4th	
	Paris	1500	3.41.14	9th	
Michael Hillardt	Haringey	1000	2.18.2	1st	Aust. Rec.
	Crystal Palace	Mile	3.55.33	1st	
	Gateshead	Mile	4.01.26	1st	
	Hull	800	1.49.7		1st Relay 48.0+
	Warsaw	1500	3.38.04	1st	
	Oslo	Mile	4.05.29	12th	
	Budapest	2000	5.06.71	3rd	
	Oslo	Mile	3.57.06	6th	
	Byrkjolo	800	1.46.12	3rd	
Paul Grinstead	Haringey	1000	2.24.3	4th	
	Crystal Palace	Mile	4.10.42	13th	
	Gateshead	Mile	4.05.60	7th	
	Hull	800	1.53.4	4th	Sprint Relay
John Andrews	Haringey	2000	5.15.0	4th	
	Crystal Palace	3000	7.59.74	4th	
	Gateshead	3000	8.04.3	10th	
	Hull	5000	14.13.6	1st	
	Warsaw	5000	13.58.35	3rd	
Andrew Lloyd	Haringey	2000	5.33.2		Last Place
	Crystal Palace	3000	8.33.81	10th	
	Gateshead	3000	8.40.8	15th	
	Hull	Did not run			
Gary Briggs	Haringey	2000	5.17.3	6th	
	Crystal Palace	3000S/c	8.57.49	8th	
	Gateshead	3000S/c	8.52.19	5th	
Gary Zeuner	Haringey	2000	5.16.9	5th	
	Crystal Palace	3000 S/c	8.50.2	7th	
	Gateshead	3000 S/c	Did not run		
	Hull	3000 S/c	8.59.0	3rd	

Steve Austin	Harinvey	2000	5.11.3	1st
	Crystal Palace	5000	13.30.26	2nd
	Gateshead	5000	13.38.4	2nd
	Hull	Did not run, sore achilles.		
Gerard Barrett	Harinvey	2000	5.12.3	2nd
	Crystal Palace	5000	14.30.92	9th
	Gateshead	5000	14.24.1	9th
	Hull	Mile	Did not finish/achilles	
Bruce Frayne	Crystal Palace	100	10.45	2nd (Wind +1.7)
	Gateshead	100	10.56	4th (Wind +3.2)
	Crystal Palace	200	20.90	3rd (Wind +4.0)
	Gateshead	200	21.12	2nd (Wind +2.7)
Richard James	Crystal Palace	100	10.85	8th (Wind +1.7)
	Gateshead	100	10.71	6th (Wind +3.2)
Colin O'Sullivan	Crystal Palace	200	21.04	7th (Wind +4.0)
Peter van Miltenberg	Gateshead	200	21.75	8th (Wind +2.7)
	Warsaw	400	47.72	6th
Rick Mitchell	Hull	200	21.5	2nd
	Crystal Palace	400	46.51	4th
	Gateshead	400	46.79	2nd
	Zofingen	200	21.24	2nd
	Lausanne	400	45.77	1st
	Milan	400	46.18	4th
	Zurich	400	45.49	5th
	Berlin	400	46.15	5th
Warren Parr	Warsaw	110m Hurdles	14.28	4th
	Crystal Palace	110m Hurdles	14.47	5th (Wind +1.3)
	Gateshead	110m Hurdles	14.79	5th (Wind +2.2)
	Hull	110m Hurdles	14.7	2nd
Michael Kent	Crystal Palace	110m Hurdles	14.51	6th (Wind +1.3)
	Gateshead	110m Hurdles	14.96	7th (Wind +2.2)
	Hull	110m Hurdles	15.2	3rd
John Roche	Crystal Palace	400m Hurdles	50.97	2nd
	Gateshead	400m Hurdles	57.62	8th
Steve Endean	Crystal Palace	400m Hurdles	54.35	8th
	Gateshead	400m Hurdles	53.04	6th
	Hull	400m Hurdles	55.0	5th
Robert Henderson	Crystal Palace	4 x 100m Relay	40.72	4th
Grant McAuliffe	Gateshead	4 x 400m Relay	3.11.03	6th
Peter Hadfield	Crystal Palace	Pole Vault	4.20	= 6th
	Gotzis	Decathlon	7654	13th
	Birmingham	Decathlon	7320	4th



Sue Cook (VIC) 10,000m World Walk Champion
(46:42.60s)

Glynis Nunn (competing in the Shot, one of the
seven events that comprise the heptathlon).

EUROPEAN TOUR

WARSAW	June 20,	S. Howland	1st Javelin	61.36
		D. Flintoff	2nd 400m H	58.45
		L. Foreman	fell at last hurdle	
		H. Barralet	5th 800m	2.04.90
OSLO	June 26	L. Foreman	1st 400m H	56.99
		D. Flintoff	3rd 400m H	58.24
		H. Barralet	4th 800m	2.01.73
BUDAPEST	June 30	D. Flintoff	5th 400m	54.83
		H. Barralet	7th 400m	56.04
		L. Foreman	8th 400m	56.12
		S. Howland	5th Javelin	61.32
STOCKHOLM	July 6	D. Flintoff	3rd 400m H	57.51
		L. Foreman	6th 400m H	58.86
		S. Howland	2nd Javelin	57.24
		C. Stanton	2nd High Jump	1.80
OSLO	July 7	H. Barralet	3rd 800m	2.02.22
		D. Flintoff	4th 400m	54.19
CRYSTAL PALACE	July 17	M. Barber	5th Shot Put	16.59
		V. Slavnic	6th Discus	52.40
		S. Knott	4th Long Jump	7.56
		K. Lorraway	1st Triple Jump	16.77 (Wind -0.7)
CRYSTAL PALACE	July 24	V. Slavnic	9th Discus	49.40
		K. Lorraway	1st Triple Jump	17.19 (Wind +2.3)
	July 25	M. Barber	8th Shot Put	15.91
		S. Knott	5th Long Jump	7.67 (Wind +1.7)
HENGELLO	July 27	K. Lorraway	1st Triple Jump	16.87
MEADOWBANK	July 31	V. Slavnic	10th Discus	51.12
		S. Knott	4th Long Jump	7.44 (Wind +2.7)
CRYSTAL PALACE	August 7	K. Lorraway	1st Triple Jump	17.46 (Wind +1.7)
		S. Knott	1st Long Jump	7.12
KNARVIK	August 8	S. Knott	1st Long Jump	7.67 (Wind +1.1)

17th July - Crystal Palace

100m Invitation	P. Narracott	1st	10.50 (Wind minus .08)
	G. Keating	8th	10.91
1 mile	K. Hall	15th	4:05.72
3,000 S/c	P. Larkins	10th	8:44.88
100m Women	D. Boyd	6th	11.76 (wind nil)
	R. Strong	7th	11.93
200m Women	D. Boyd	4th	23.45 (wind +0.8)
High Jump	M. Barratt	5th	2.16m
Pole Vault	R. Boyd	= 7th	5.00m
Hammer	P. Spivey	10th	58.80m

24/25 July - Crystal Palace

100m	P. Narracott	1st Heat	10.39 (Wind +3.2)
	P. Narracott	3rd	10.50 (Wind +1.3)
	G. Keating	4th in heat	10.87
200m	P. Narracott	3rd in heat	21.26 (Wind +2.3)
	G. Keating	6th in heat	22.28 (Wind +1.6)
5000m	K. Hall	D.N.F.	

400m H	G. Brown	2nd	50.85
300m S/c	P. Larkins	14th	8.47.99
High Jump	M. Barratt	11th	2.05m
Hammer	P. Spivey	8th	61.80m

27 July - Hengelo

200m	D. Boyd	1st	23.36
400m H	G. Brown	2nd	50.09
3000m S/chase	P. Larkins	4th	8.41.90
800m	T. Cater	2nd	2.01.65
Long Jump	R. Strong	1st	6.42m

27 July - Nijmegen

400m H	G. Brown	2nd	49.75
--------	----------	-----	-------

31 July - Meadowbank

100m Invitation	P. Narracott	1st	10.83 (Wind -2.2)
3000m S/C	P. Larkins	10th	8.55.28
High Jump	J. Atkinson	Not place	1.98m
Pole Vault	R. Boyd	10th	5.00m
Hammer	P. Spivey	8th	61.76m

30/31 July - Crystal Palace

200m	D. Boyd	4th	23.40 (Wind -0.6)
Long Jump	R. Strong	1st	6.65m (CBP) Nil wind
High Jump	V. Brown	2nd	1.88m
800m	T. Cater	1st	2.01.54
	H. Barralet	2nd	2.01.67
5000m Walk	S. Cook	1st	23.03.52
	R. Thompson	3rd	24.54.03
	F. Toohey	4th	25.16.28
	R. Smith	5th	25.28.30

7 August - Crystal Palace

100m	P. Narracott	4th	10.51 (Wind Nil)
200m (B)	P. Narracott	1st	21.11
400m H	G. Brown	2nd	49.78
High Jump	M. Barratt	3rd	2.10m
Pole Vault	R. Boyd	2nd =	5.00
100m Women	D. Boyd	6th	11.58 (Wind +1.5)
200m Women	D. Boyd	5th	23.46
Long Jump Women	R. Strong	1st	6.59m (Wind +1.4)

8 August - Knarvik

High Jump Women	V. Browne	1st	1.80m
-----------------	-----------	-----	-------

12 August - Cwmbran

High Jump	M. Barratt	3rd	2.05m
400m Hurdles	G. Brown	1st	51.54
100m Hurdles	R. Strong	3rd	14.21 (Wind -1.8)

3 July - Copenhagen

100m	D. Boyd	1	11.72
200m	D. Boyd	1	23.25

5 August - Copenhagen

800m	T. Cater	2nd	2.01.53
------	----------	-----	---------

COMMONWEALTH GAMES (Conducted in Brisbane September/October 1982)

David Anderson	High Jump	Final	Ninth	2.13m
John Andrews	5,000m	Final	Seventh	13.42.62*
Matthew Barber	Shot Put	Final	Sixth	15.33
Max Binnington	110m Hurdles	Semi Final	Fourth	14.05
		Final	Fifth	13.72*
Peter Bourke	800m	Heat	First	1.50.82
		Semi Final	First	1.50.71
		Final	First	1.45.18
Ray Boyd	Pole Vault	Final	First	5.20 GR
Garry Brown	400m Hurdles	Semi Final	First	50.06
		Final	First	49.37*
Gary Calvert	Javelin	Final	Withdrawn Injured	
Brett Crew	800m	Heat	First	1.54.28
		Semi Final	Third	1.51.16
		Final	Fifth	1.46.82
Rob de Castella	Marathon	Final	First	2.09.18.0
Peter Donavan	200m	Round 1	Sixth	22.18
		Round 2	Sixth	22.01
Tim Erickson	30km Walk	Final	Sixth	2.19.45.0
John Fleming	4 x 400m	Final	Second	3.05.82
Bruce Frayne	200m	Round 1	Second	21.43
		Round 2	Fourth	21.49
		Semi Final	Third	20.97
		Final	Fifth	20.72
	4 x 100m	Heat	Third	39.92
		Final	Fourth	39.39
Peter Gandy	100m	Round 1	Fourth	10.71
		Round 2	Fourth	10.55
		Semi Final	Ninth	10.73
	4 x 100m	Heat	Third	39.92
		Final	Fourth	39.39
Paul Grinstead	1500m	Heat	Fourth	3.46.35
Peter Hadfield	Decathlon	Final	Fourth	7511 points
	100m		Second (Ht. 1)	11.18
	Long Jump		Second	7.45
	Shot Put		Fifth	13.70
	High Jump		Third (Pool B)	1.83
	400m		Third (Ht. 1)	49.27
	110m Hurdles		Second (Ht. 2)	15.61
	Discus		Third	44.54
	Pole Vault		Fourth (Pool A)	4.30
	Javelin		Tenth	50.94
	1500m		Eleventh	4.44.46
Michael Hillardt	1500m	Heat	Second	3.44.44
		Final	Fifth	3.44.03
Gary Honey	Long Jump	Final	First	8.13 GR
Andrew Jachno	30km Walk	Final	Tenth	2.24.15.0
Gerrard Keating	100m	Round 1	Equal Second	10.62
		Round 2	Fourth	10.38*
		Semi Final	Third	10.33*
		Final	Ninth	10.18*
	4 x 100m	Heat	Third	39.92
		Final	Fourth	39.39
Steve Knott	Long Jump	Final	Fifth	7.53
Peter Larkins	3000m Steeple	Final	Ninth	8.42.68
Ken Lorroway	Triple Jump	Final	Second	17.54
Hans Lotz	Hammer	Final	Fourth	68.82
Jamie Middleton	Decathlon	Final		
	100m		Third (ht. 2)	11.42
	Long Jump		Fourteenth	4.76
	Withdrawn injured.			

Gary Minihan	400m	Round 1	Fourth	48.25
		Round 2	Second	47.25
		Semi Final	Second	46.60
		Final	Third	46.68
Rick Mitchell	4 x 400m 400m	Final	Second	3.05.82
		Round 1	Third	47.93
		Round 2	First	46.70
		Semi Final	Third	46.61
Paul Narracott	4 x 400m 100m	Final	Second	46.61
		Final	Second	3.05.82
		Round 1	Second	10.58
		Round 2	Third	10.37
	200m	Semi Final	Third	10.31
		Final	Fourth	10.09*
		Round 1	Third	21.98
		Round 2	Second	21.06
Chris Nunn	4 x 100m	Semi Final	Fourth	20.81
		Final	Fourth	20.65*
		Heat	Third	39.92
		Final	Fourth	39.39
Greg Parker	400m	Final	Thirteenth	44.70
		Final	Third (Ht. 1)	11.24
		Final	Fourth	7.16
		Final	Ninth	11.99
		Final	Fifth (Pool A)	1.89
		Final	Seventh (Ht. 1)	51.05
Warren Parr	110m Hurdles	Final	Fifth (Ht. 1)	15.95
		Final	Withdrawn injured	
		Round 1	Second	48.33
		Round 2	Third	47.15
Richard Priman	Discus	Semi Final	Fourth	46.22*
		Final	Eighth	47.57
		Final	Second	3.05.82
		Semi Final	Fifth	14.38
Gus Puopolo	Hammer	Final	Ninth	14.15
		Final	Seventh	54.30
Willi Sawall	30k Walk	Final	Eighth	59.74
Pat Scammell	1500m	Final	Fourth	2.15.23.0
		Heat	Second	3.47.54
Phil Spivey	Hammer	Final	Tenth	3.46.62
		Final	Seventh	63.62
Andrew Stewart	Pole Vault	Final	Sixth	4.85
Angus Waddell	High Jump	Final	Tenth	2.10
Rob Wallace	Marathon	Final	Tenth	2.15.24.0
Laurie Whitty	10,000m	Final	Eighth	28.43.93*
Don Wright	110m Hurdles	Final	Withdrawn 14km	
		Semi Final	First	13.63
		Final	Third	13.58*

* = Personal Best Performances

WOMEN


Heather Barralet	800m	Semi Final	Fourth	2.06.97
		Final	Third	2.01.70
Jayne Beasley	100m Hurdles	Semi Final	Sixth	13.77*
Denise Boyd	200m	Heat	First	23.89
		Semi Final	Third	23.10
		Final	Fourth	22.72
	4 x 100m	Final	Fourth	43.84
	4 x 400m	Final	Second	3.27.72
Raelene Boyle	400m	Heat	Second	52.71
		Semi Final	Second	52.64
		Final	First	51.26
	4 x 400m	Final	Second	3.27.72
Vanessa Browne	High Jump	Final	Fifth	1.83
Terri Cater	800m	Semi Final	Third	2.05.17
		Final	Fourth	2.01.91
Susan Clark	4 x 100m	Reserve		
Maxine Corcoran	400m	Heat	Third	53.64
		Semi Final	Sixth	53.29
Helen Davey	100m	Heat	Third	11.40*
		Semi Final	Fourth	11.24*
		Final	Eighth	11.44
	4 x 100m	Final	Fourth	43.84
Leanne Evans	400m	Heat	Third	53.02
		Semi Final	Sixth	53.60
	4 x 400m	Final	Second	3.27.72
Jenny Flaherty	200m	Heat	Third	24.25
		Semi Final	Fifth	23.93
	4 x 100m	Final	Fourth	43.84
Debbie Flintoff	400m Hurdles	Semi Final	First	57.44
		Final	First	55.89 GR*
	4 x 400m	Final	Second	3.27.72
Lyn Foreman	400m Hurdles	Semi Final	First	58.69
		Final	Fifth	57.62
Bev Francis	Shot Put	Final	Fourth	16.40
Linda Garden	Long Jump	Qualifying	Fourth	6.56
		Final	Fourth	6.53
Katrina Gibbs	High Jump	Final	Eighth	1.80
Daphne Grehan	1500m	Semi Final	Eighth	4.25.0
Katie Harders	Heptathlon	Final	Withdrew after five events (3730)	
	100m Hurdles		Sixth	15.11
	Shot Put		Twelfth	10.76
	High Jump			1.65
	200m			26.52
	Long Jump		Tenth	5.30
	Javelin	Withdrew injured		
Sue Howland	Javelin	Final	First	64.46 GR
Jenny Low	100m Hurdles	Semi Final	Fifth	13.85
Leanne Lynch	100m	Heat	Third	11.39*
		Semi Final	Fifth	11.42
Pam Matthews	Javelin	Final	Fourth	55.16
Jocelyn Millar	Heptathlon	Final	Seventh	5505 points
	100m Hurdles		Fourth	14.84
	Shot Put		Thirteenth	9.01
	High Jump			1.74
	200m			25.33
	Long Jump		Sixth	5.85
	Javelin		Fifth	38.02
	800m		First (Ht.1)	2.17.68
Gael Mulhall	Discus	Final	Second	58.64
	Shot Put	Final	Second	17.68

Glynis Nunn	Heptathlon	Final	First	6282*
	100m Hurdles		Second	13.33*
	Shot Put		Second	13.32
	High Jump		Second	1.77*
	200m		First	24.12*
	Long Jump		First	6.51*
	Javelin		Sixth	33.50*
	800m		Third (Ht.2)	2.12.17
	Long Jump	Qualifying	Fifth	6.35
		Final	Seventh	6.38
Colleen Pekin	100m Hurdles	Semi Final	Second	13.31*
		Final	Sixth	13.31*
	100m	Heat	First	11.25*
		Semi Final	Third	11.29
		Final	Third	11.24*
	200m	Heat	Second	23.80
		Semi Final	Second	23.53
		Final	Fifth	22.89*
	4 x 100m	Final	Fourth	43.84
	Petra Rivers	Javelin	Final	Second
Megan Sloane	3000m	Final	Fourteenth	9.36.56
	1500m	Semi Final	Seventh	4.30.51
Christine Stanton	High Jump	Final	Second	1.88
Robyn Strong	Long Jump	Qualifying	Third	6.58
		Final	Second	6.88*

* = Personal Best Performance



Mike Hillardt & Peter Bourke December 82 Olympic Park



Gary Minihan 1982 nationals

BEST ON RECORD BY AN AUSTRALIAN ATHLETE

EVENT	RECORD	NAME	STATE	DATE	PLACE
100m	10.31 (e)	Paul Narracott	Qld	4.10.82	Brisbane
	10.0 (h)	Paul Narracott	Qld	19. 3.78	Brisbane
200m	20.06	Peter Norman	Vic	16.10.68	Mexico
400m	44.84	Richard Mitchell	Vic	30. 7.80	Moscow
800m	1.44.40	Ralph Doubell	Vic	15.10.68	Mexico
1000m	2.18.2	Michael Hillardt	Qld	6. 6.82	London
1500m	3.34.22	Graham Crouch	Vic	2. 2.74	Christchurch
2000m	5.01.3	Steve Foley	Vic	22.12.79	Adelaide
3000m	7.47.2	Ron Clarke	Vic	27. 6.67	Vasteras
5000m	13.16.6	Ron Clarke	Vic	5. 7.66	Stockholm
10000m	27.39.89	Ron Clarke	Vic	14. 7.65	Oslo
20000m	49.22.8	Ron Clarke	Vic	27.10.65	Geelong
25000m	1.20.31.4	Brian Morgan	NSW	24. 5.80	Newcastle
30000m	1.38.33.5	Brian Morgan	NSW	24. 5.80	Newcastle
1 Hour	20,232.56m	Ron Clarke	Vic	27.10.65	Geelong
100 yards	9.2	Bob Lay	NSW	10. 3.65	Sydney
1 Mile	3.53.33(e)	Michael Hillardt	Qld	13. 3.82	Adelaide
Marathon	2.08.18.0	Robert de Castella	Vic	6.12.81	Fukuoka
5000m Walk	5.19.1	David Smith	Vic	7. 2.81	Melbourne
3000m Walk	11.11.5	David Smith	Vic	8. 3.81	Sydney
5000m Walk	20.01.6	David Smith	Vic	19. 2.83	Melbourne
10000m Walk	40.47.7	David Smith	Vic	22. 9.81	Williamstown
15000m Walk	1.03.32.0	David Smith	Vic	27. 6.81	Melbourne
20000m Walk	1.26.07.8	David Smith	Vic	27. 6.81	Melbourne
30000m Walk	2.23.09.2	Noel Freeman	Vic	26. 7.69	Melbourne
50000m Walk	4.06.39.0	Willi Sawall	Vic	14. 8.76	Melbourne
1 hour Walk	14,103.65m	Willi Sawall	Vic	18. 7.81	Melbourne
2 hour Walk	26,118m	Edward Allsopp		22. 9.56	Melbourne
110m Hurdles	13.48	Don Wright	Qld	4.10.82	Brisbane
200m Hurdles	22.7	Jim McCann		5. 3.66	Sydney
400m Hurdles	49.32	Bruce Field	Vic	29. 1.74	Christchurch
4 x 100m R.	39.31	National Team (Greg Lewis, Laurie D'Arcy Andrew Ratcliffe, Graham Haskell)		2. 2.74	Christchurch
4 x 200m R.	1.23.8	Victoria - E.M.H.		9. 3.75	Melbourne
4 x 400m R.	3.04.23	National Team (John Higham, Chum Darvall, Garry Brown, Richard Mitchell)		12. 8.78	Edmonton
4 x 800m R.	7.20.0	Queensland		6. 3.82	Brisbane
4 x 1500m R.	15.26.4	Victoria - Box Hill		7. 3.76	Melbourne
1500m S/Chase	4.17.4	G.D. Young	S.A.	6. 2.80	Adelaide
2000m S/Chase	5.38.6	Greg Dunford	NSW	13. 3.77	Hobart
3000m S/Chase	8.21.98	Kerry O'Brien	S.A.	4.7. 70	Berlin
Pole Vault	5.53	Don Baird	Vic	16. 4.77	Long Beach
Long Jump	8.13	Gary Honey	Vic	7.10.82	Brisbane
Triple Jump	17.46	Ken Lorroway	A.C.T.	7. 8.82	London
High Jump	2.21	Peter Boyce	Vic	30. 3.68	Fresno
	2.21	Gordon Windeyer	N.S.W.	3. 6.78	Brisbane
	18.40	Matt Barber	W.A.	4.10.81	Perth
Discus Throw	65.	Wayne Martin	NSW	3. 1.79	Melbourne
Javelin Throw	82.84	Manfred Rohkamper	Vic	22. 3.80	Sydney
Hammer Throw	75.90	Peter Farmer	NSW	14. 8.79	Vanves
Decathlon (h)	7931	Peter Hadfield	NSW	29/30.12.79	Sydney

WOMEN

EVENT	RECORD	NAME	STATE	DATE	PLACE
100m	11.20	Raelene Boyle	Vic	15.10.68	Mexico
200m	22.35(e)	Denise Boyd	Vic	23. 3.80	Sydney
400m	51.08(e)	Raelene Boyle	Vic	4. 9.82	Brisbane
800m	1.59.0	Charlene Rendina	Vic	29. 2.76	Melbourne
1500m	4.08.06	Jenny Orr	Vic	4. 9.72	Munich
3000m	9.04.96(e)	Carolyn Schuwalow	Vic	20. 2.83	Melbourne
5000m	16.15.7	Janis Hams	SA	1.12.82	Adelaide
10000m	33.12.1	Lisa Martin	SA	26. 3.83	Berkeley
1 Mile	4.42.79	Margaret Reddish	WA	25. 1.81	Auckland
Marathon	2.37.12.0	Jillian Colwell	Qld	18. 4.83	London
1500m Walk	6.19.0	Sue Cook	Vic	8.11.80	Melbourne
3000m Walk	13.03.8	Sue Cook	Vic	26. 2.83	Adelaide
5000m Walk	22.32.4	Sue Cook	Vic	22. 5.82	Melbourne
10000m Walk	46.42.60	Sue Cook	Vic	23. 5.82	Adelaide
90m Hurdles	12.8	Jayne Beasley	WA	10. 1.81	Perth
100m Hurdles	12.93	Pam Ryan	Vic	4. 9.72	Munich
200m Hurdles	25.7	Pamela Ryan	Vic	25.11.71	Melbourne
400m Hurdles	55.89	Debbie Flintoff	Vic	7.10.82	Brisbane
4 x 100m R.	43.18	National Team (Barbara Wilson, Debbie Wells, Denise Robertson, Raelene Boyle)		31. 7.76	Montreal
4 x 400m R.	3.25.56	National Team (Judy Canty, Verna Burnard, Charlene Rendina, Beth Nail)		31. 7.76	Montreal
Long Jump	6.72	Robyn Strong	Vic	7.10.82	Brisbane
High Jump	1.94	Vanessa Browne	WA	26. 2.83	Adelaide
Shot Put	18. 85	Gael Mulhall	Vic	1.8.82	Sydney
Discus Throw	63.00	Gael Mulhall	Vic	11. 1.79	Melbourne
Javelin Throw	69.28	Petra Rivers	Vic	20. 3.82	Brisbane
Heptathlon	6282	Glynis Nunn	SA	3/4.10.82	Brisbane

Talays

The Runners Shop

"one step ahead" . . .

For all your specialist
running **equipment** and
service.

48 Frenchmans Road
Randwick 2031
(02) 399 3893

Sydney's Running Specialists

NOW OPEN AT
Gold Coast

19 Nind St, Southport 4215
(075) 510 833

**A shoe for runners who are
murder on running shoes.**



The New Balance 555 is designed for people who are tough on running shoes, or who do their running in areas that are tough on shoes. With a unique carbon rubber houndstooth outersole and combination-lasted design, it's the most durable running shoe New Balance has ever made.

Available in two widths.

2E - Average; 4E - Broad.

From specialist sporting footwear retailers only


new balance 

Distributed by R. Wallace Mitchell
Pty Ltd, Melbourne

555

<u>100 METRES</u>	<u>RECORD</u>	<u>NAME</u>	<u>COUNTRY/ STATE/CLUB</u>	<u>DATE</u>	<u>PLACE</u>
World	9.95	Jim Hines	USA	14.10.68	Mexico
Commonwealth	9.9(e)	Donald Quarrie	Jam.		
	10.0(h)	Harry Jerome	Can.		
Australian Open	10.18(e)	Mal Lattany	USA	11.1.82	Adelaide
	9.9(h)	Mal Lattany	USA	11.1.82	Adelaide
Australian National	10.33(e)	Gerrard Keating	Vic.	4.10.82	Brisbane
	10.0(h)	Paul Narracott	Qld.	19.3.78	Brisbane
Australian Under 20	10.33(e)	Gerrard Keating	Vic.	4.10.82	Brisbane
	10.0(h)	Paul Narracott	Qld.	19.3.78	Brisbane
Australian Under 18	10.47(e)	Darren Clark	NSW	18.3.83	Melbourne
	10.4(h)	Paul Narracott	Qld.	2.10.76	Brisbane
<u>200 METRES</u>					
World	19.72	Pietro Mennea	Ita.	12.9.79	Mexico
Commonwealth	19.8	Donald Quarrie	Jam.		
Australian Open	=20.43(e)	Michael McFarlane	Eng.	7.10.82	Brisbane
	=20.43(e)	Allan Wells	Scot.	7.10.82	Brisbane
	20.3(h)	Peter Gandy	NSW	11.1.81	Hobart
Australian National	20.59(e)	Bruce Frayne	SA	21.12.80	Canberra
	20.3(h)	Peter Gandy	NSW	11.1.81	Hobart
Australian Under 20	20.86(e)	Darren Clark	NSW	5.3.83	Sydney
	20.3(h)	Peter Gandy	NSW	11.1.81	Hobart
Australian Under 18	20.86(e)	Darren Clark	NSW	5.3.83	Sydney
	20.6(h)	Paul Narracott	Qld.	30.10.76	Brisbane
<u>400 METRES</u>					
World	43.86	Lee Evans	USA	18.10.68	Mexico
Commonwealth	44.84(e)	Rick Mitchell	Aust.	30.7.80	Moscow
	44.9(h)	Julius Sang	Ken.		
Australian Open	45.2	S. Chepkwony	Ken.	4.2.75	Melbourne
Australian National	45.35(e)	Rick Mitchell	Vic.	23.3.80	Sydney
	45.3(h)	Rick Mitchell	Vic.	23.3.80	Sydney
Australian Under 20	46.43(e)	Darren Clark	NSW	19.2.83	Sydney
	46.6	Gary Minahan	Vic.	18.2.82	Sydney
Australian Under 18	46.62(e)	Darren Clark	NSW	18.12.82	Sydney
	47.1	Paul Dunne	Vic.	3.12.81	Melbourne
<u>800 METRES</u>					
World	1:41.73	Sebastian Coe	GB & NI	10.6.81	Florence
Commonwealth	1:42.4	Sebastian Coe	GB & NI	5.7.79	Oslo
Australian Open	1:44.78(e)	Peter Bourke	Vic.	20.3.82	Brisbane
	1:45.3(h)	Peter Bourke	Vic.	11.2.82	Melbourne
Australian National	1:44.78(e)	Peter Bourke	Vic.	20.3.82	Brisbane
	1:45.3(h)	Peter Bourke	Vic.	11.2.82	Melbourne
Australian Under 20	1:45.9	Michael Hilliardt	Qld.	15.1.81	Melbourne
Australian Under 18	1:57.39(e)	Barry Acres	WA	17.3.83	Melbourne
	1:49.9(h)	Barry Acres	WA	2.3.83	Perth
<u>1000 METRES</u>					
World	2:12.18	Sebastian Coe	GB & NI	11.7.81	Oslo
Commonwealth	2:13.4	Sebastian Coe	GB & NI	1.7.80	
Australian Open	2:19.7	J. Kipkurgat	Kenya	8.3.75	Melbourne
Australian National	2:20.8	Ralph Doubell	Vic.	12.3.70	Melbourne
Australian Under 20	2:24.0	Mark Arens	SA	20.12.81	Adelaide

<u>1500 METRES</u>	<u>RECORD</u>	<u>NAME</u>	<u>COUNTRY/ STATE/CLUB</u>	<u>DATE</u>	<u>PLACE</u>
World	3:31.36	Steve Ovett	GB & NI	27.8.80	Koblenz
Commonwealth	3:31.4	Steve Ovett	GB & NI	27.8.80	Koblenz
Australian Open	3:36.8(h)	John Walker	NZ	13.3.83	Adelaide
Australian National	3:36.9(h)	Graham Crouch	Vic.	4.2.75	Melbourne
Australian Under 20	3:39.7(e)	Michael Hillardt	Qld.	23.3.80	Sydney
	3:40.8(h)	Michael Hillardt	Qld.	6.3.80	Melbourne
Australian Under 18	3:48.0	B.J. Crew	Tas.	3.2.79	Brisbane
<u>2000 METRES</u>					
World	4:51.4	John Walker	NZ	30.6.76	Oslo
Commonwealth	4:51.4	John Walker	NZ	30.6.76	Oslo
Australian Open	5:01.3	Steven Foley	Vic.	22.12.79	Adelaide
Australian National	5:01.3	Steven Foley	Vic	22.12.79	Adelaide
Australian Under 20	5:15.5	Mark Arens	SA	22.12.79	Adelaide
<u>3000 METRES</u>					
World	7:32.1	Henry Rono	Kenya	27.6.78	Oslo
Commonwealth	7:32.1	Henry Rono	Kenya	27.6.78	Oslo
Australian Open	7:43.0	Henry Rono	Kenya	10.2.80	Brisbane
Australian National	7:48.8	Gerrard Barrett	Qld.	29.11.78	Brisbane
Australian Under 20	8:08.4	Gerrard Barrett	Qld.	19.2.75	Sydney
Australian Under 18	8:23.2	M.J. Thomson	NSW	15.12.77	Melbourne
<u>5000 METRES</u>					
World	13:00.42	Dave Moorcroft	GB & NI	7.7.82	Oslo
Commonwealth	13:08.4	Henry Rono	Kenya	8.4.78	Berkley
Australian Open	13:23.6	Dave Moorcroft	GB & NI	13.10.82	Melbourne
Australian National	13:23.8	Bill Scott	Vic.	23.1.80	Melbourne
Australian Under 20	13:58.4	Robert de Castella	Vic.	4.12.75	Melbourne
<u>10,000 METRES</u>					
World	27:22.40	Henry Rono	Kenya	11.6.78	Vienna
Commonwealth	27:22.4	Henry Rono	Kenya	11.6.78	Vienna
Australian Open	27:31.4(h)	Henry Rono	Kenya	6.2.80	Melbourne
	27:31.68(e)	Henry Rono	Kenya	6.2.80	Melbourne
Australian National	27:46.6(h)	Bill Scott	Vic.	6.2.80	Melbourne
	27:46.71(e)	Bill Scott	Vic.	6.2.80	Melbourne
Australian Under 20	29:11.8	Robert de Castella	Vic.	17.12.75	Melbourne
<u>20,000 METRES</u>					
World	57:24.2	Jos Hermens	Neth.	1.5.76	Papendal
Commonwealth	58:39.0	Ronald Hill	GB & NI		
Australian Open	49:22.8	Ron Clarke	Vic.	27.10.65	Geelong
Australian National	59:22.8	Ron Clarke	Vic.	27.10.65	Geelong
Australian Under 20	1-10:03.8	Max Little	Tas.	5.10.68	Latrobe
<u>25,000 METRES</u>					
World	1-13:55.8	Toshihiko Seko	Japan	22.3.81	Christchurch
Commonwealth	1-15:22.6	Ronald Hill	GB & NI		
Australian Open	1-20:31.4	Brian Morgan	NSW	24.5.80	Newcastle
Australian National	1-20:31.4	Brian Morgan	NSW	24.5.80	Newcastle
Australian Under 20	1-24:12.0	E.A. Keranen	Vic.	3.11.74	Melbourne



*1982 Commonwealth Games 4 x 400m Relay,
Australia just missing the Gold medal by 02 sec.
won by Canada.*

<u>30,000 METRES</u>	<u>RECORD</u>	<u>NAME</u>	<u>COUNTRY/ STATE/CLUB</u>	<u>DATE</u>	<u>PLACE</u>
World	1-29:18.8	Toshihiko Seko	Japan	22.3.81	Christchurch
Commonwealth	1-30:30.4	Jim Alder	GB & NI	5.9.70	London
Australian Open	1-38:33.5	Brian Morgan	NSW	24.5.80	Newcastle
Australian National	1-38:33.5	Brian Morgan	NSW	24.5.80	Newcastle
Australian Under 20	1-46:53.0	E.A. Keranen	Vic.	3.11.74	Melbourne

1 HOUR

World	20,944m	Jos Hermens	Neth.	1.5.76	Papendal
Commonwealth	20,471m	Ronald Hill	GB & NI	9.11.68	Leicester
Australian Open	20,232.56m	Ron Clarke	Vic.	27.10.65	Geelong
Australian National	20,232.56m	Ron Clarke	Vic.	27.10.65	Geelong
Australian Under 20	18,678m	A.L. Bart	SA	29.8.73	Adelaide

100 YARDS

Commonwealth	9.1	Harry Jerome	Can.		
Australian Open	9.2	Bob Lay	NSW	10.3.65	Sydney
Australian National	9.2	Bob Lay	NSW	10.3.65	Sydney

1 MILE

World	3:47.33	Sebastian Coe	GB & NI	27.8.81	Brussels
Commonwealth	3:48.8	Steve Ovett	GB & NI	1.7.80	Oslo
Australian Open	3:52.59(e)	John Walker	NZ	13.3.82	Adelaide
	3:52.5(h)	John Walker	NZ	13.3.82	Adelaide
Australian National	3:53.33(e)	Michael Hillardt	Qld.	13.3.82	Adelaide
	3:53.3(h)	Michael Hillardt	Qld.	13.3.82	Adelaide
Australian Under 20	3:59.0	Michael Hillardt	Qld.	14.12.80	Adelaide

1500 METRES WALK

Australian Open	5:19.1	David Smith	Vic.	7.2.81	Melbourne
Australian National	5:19.1	David Smith	Vic.	7.2.81	Melbourne
Australian Under 20	5:40.40(e)	Michael Woods	NSW	6.3.82	Sydney
	5:37.5(h)	Andrew Jachno	Vic.	6.3.82	Melbourne
Australian Under 18	5:59.2	Alan Muir	NSW	31.1.81	Sydney

3000 METRES WALK

Australian Open	11:11.5	David Smith	Vic.	8.3.81	Sydney
Australian National	11:11.5	David Smith	Vic.	8.3.81	Sydney
Australian Under 20	12:00.3	Michael Woods	NSW	13.3.82	Sydney
Australian Under 18	12:34.9(h)	Alan Muir	NSW	20.3.81	Adelaide

5000 METRES WALK

Australian Open	20:01.6	David Smith	Vic.	19.2.83	Melbourne
Australian National	20:01.6	David Smith	Vic.	19.2.83	Melbourne
Australian Under 20	21:30.5	Andrew Jachno	Vic.	28.2.82	Melbourne

10,000 METRES WALK

Commonwealth	41:55.6	Phil Embleton	GB & NI		
Australian Open	40:47.7	David Smith	Vic.	22.8.81	Williamstown
Australian National	40:47.7	David Smith	Vic.	22.8.81	Williamstown
Australian Under 20	43:43.4	Michael Harvey	Vic.	28.2.82	Melbourne

15,000 METRES WALK

Australian Open	1-03:32.0	David Smith	Vic.	27.6.81	Melbourne
Australian National	1-03:32.0	David Smith	Vic.	27.6.81	Melbourne
Australian Under 20	1-11:09.9	Michael Harvey	Vic.	27.6.81	Melbourne

<u>20,000 METRES WALK</u>	<u>RECORD</u>	<u>NAME</u>	<u>COUNTRY/ STATE/CLUB</u>	<u>DATE</u>	<u>PLACE</u>
World	1-20:06.8	Daniel Baytista	Mex.	17.10.79	Montreal
Commonwealth	1-27:05.8	Marcel Jobin	Can.	17.10.79	Montreal
Australian Open	1-26:07.8	David Smith	Vic.	27.6.81	Melbourne
Australian National	1-26:07.8	David Smith	Vic.	27.6.81	Melbourne
Australian Under 20	1-36:39.7	Michael Harvey	Vic.	27.6.81	Melbourne
<u>30,000 METRES WALK</u>					
World	2-06:54	Ralf Kowalsky	GDR	28.3.82	Berlin
Commonwealth	2-23:09.2	Noel Freeman	Aust.	26.7.69	Melbourne
Australian Open	2-23:09.2	Noel Freeman	Vic.	26.7.69	Melbourne
Australian National	2-23:09.2	Noel Freeman	Vic.	26.7.69	Melbourne
<u>50,000 METRES WALK</u>					
World	3-41:39	Raul Gonzalez	Mex.	25.5.79	Fana
Commonwealth	4-06:39.0	Willi Sawall	Aust.	14.8.76	Melbourne
Australian Open	4-06:39.0	Willi Sawall	Vic.	14.8.76	Melbourne
Australian National	4-06:39.0	Willi Sawall	Vic.	14.8.76	Melbourne
<u>1 HOUR WALK</u>					
Australian Open	14,103.65m	Willi Sawall	Vic.	18.7.81	Melbourne
Australian National	14,103.65m	Willi Sawall	Vic.	18.7.81	Melbourne
<u>2 HOUR WALK</u>					
World	28,358m	Ralf Kowalsky	GDR	28.3.82	Berlin
Commonwealth	26,118m	Edward Allsopp	Aust.	27.9.56	Melbourne
Australian Open	27,123.35m	Willi Sawall	Vic.	24.5.80	Melbourne
Australian National	27,123.35m	Willi Sawall	Vic.	24.5.80	Melbourne
Australian Under 20	23,127.84m	Ross Haywood	Vic.	21.8.65	Melbourne
<u>110 METRES HURDLES</u>					
World	12.93	Renaldo Nehemiah	USA	19.8.81	Zurich
Commonwealth	13.37	Mark McKoy	Can.	4.10.82	Brisbane
Australian Open	13.37	Mark McKoy	Can.	4.10.82	Brisbane
Australian National	13.48	Don Wright	Qld.	4.10.82	Brisbane
Australian Under 20	14.69(e)	Ray McKinnon	WA	20.3.81	Adelaide
	14.5(h)	Ray McKinnon	WA	20.3.81	Adelaide
Australian Under 18	13.6	Don Wright	Qld.	28.2.76	Brisbane
<u>200 METRES HURDLES</u>					
Commonwealth	22.7	J.M. McCann	Aust.	5.3.66	Sydney
Australian Open	22.7	J.M. McCann	Aust.	5.3.66	Sydney
Australian National	22.7	J.M. McCann	Aust.	5.3.66	Sydney
Australian Under 20	23.2	P.L. Balthes	Qld.	9.2.63	Brisbane
Australian Under 18	24.9	A. Cashman	NSW	21.1.63	Sydney
<u>400 METRES HURDLES</u>					
World	47.13	Edwin Moses	USA	3.7.81	Milan
Commonwealth	47.8	J. Akii-Bua	Uga.		
Australian Open	49.37	Garry Brown	Qld.	7.10.82	Brisbane
Australian National	49.37(e)	Garry Brown	Qld.	7.10.82	Brisbane
	49.4(h)	Gary Knoke	NSW	26.3.72	Perth
Australian Under 20	51.57(e)	John Roche	Vic	23.3.80	Sydney
	41.5(h)	Glenn MacLaughlan	NSW	22.3.81	Adelaide
Australian Under 18	53.04(e)	Darren Wright	WA	17.3.83	Melbourne
	53.5(h)	Darren Wright	WA	12.3.83	Perth

<u>4 x 100 METRES RELAY</u>	<u>RECORD</u>	<u>NAME</u>	<u>COUNTRY/ STATE/CLUB</u>	<u>DATE</u>	<u>PLACE</u>
World	38.03	USA		3.9.77	Dusseldorf
Commonwealth	38.29	Jam.		19.10.68	Mexico
Australian Open	38.35	USA		3.12.77	Canberra
Australian National	39.39(e)	Aust.		18.3.78	Brisbane
	39.8(h)	Vic.		9.10.82	Brisbane
Australian Under 20	41.1	Qld.		19.3.78	Brisbane
Australian Under 18	42.37(e)	NSW		18.3.83	Melbourne
	42.4(h)	Qld.		28.2.71	Sydney
<u>4 x 200 METRES RELAY</u>					
World	1:20.3(h)	USA		27.5.78	Tempe
	1:20.26(e)	USA		27.5.78	Tempe
Commonwealth	1:23.4	Trn.		9.4.66	Pt. Spain
Australian Open	1:23.8	Vic.		9.3.75	Melbourne
Australian National	1:23.8	Vic.		9.3.75	Melbourne
Australian Under 20	1:27.3	Vic.		31.1.72	Melbourne
Australian Under 18	1:30.0	Vic.		6.2.79	Melbourne
<u>4 x 400 METRES RELAY</u>					
World	2:56.1	USA		20.10.68	Mexico
Commonwealth	2:59.6	Ken.		20.10.68	Mexico
Australian Open	3:04.7	USA		1.12.56	Melbourne
Australian National	3:05.04(e)	Vic.		22.3.81	Adelaide
	3:05.0(h)	Vic.		22.3.81	Adelaide
Australian Under 20	3:12.54(e)	NSW		21.3.81	Adelaide
	3:12.4(h)	NSW		21.3.81	Adelaide
Australian Under 18	3:18.39(e)	NSW		17.3.83	Melbourne
	3:19.9(h)	NSW		18.1.76	Melbourne
<u>4 x 800 METRES RELAY</u>					
World	7:03.89	GB & NI		30.8.82	London
Commonwealth	7:11.6	Ken.		8.9.70	London
Australian Open	7:20.0	Qld.		6.3.82	Brisbane
Australian National	7:20.0	Qld.		6.3.82	Brisbane
Australian Under 20	7:39.5(e)	NSW		29.11.81	Sydney
	7:42.2(h)	Vic.		6.2.79	Melbourne
<u>4 x 1500 METRES RELAY</u>					
World	14:38.8	Germany		17.8.77	Cologne
Commonwealth	14:40.4	NZ		22.8.73	Oslo
Australian Open	15:26.4	Vic.		7.3.76	Melbourne
Australian National	15:26.4	Vic.		7.3.76	Melbourne
<u>1500 METRES STEEPLECHASE</u>					
Australian Under 18	4:17.4	G.D. Young	SA	6.2.80	Adelaide
<u>2000 METRES STEEPLECHASE</u>					
Australian Under 20	5:38.6	G. Dunsford	NSW	13.3.77	Hobart
Australian Under 18	5:51.2	Trevor Eley	Vic.	1.2.78	Melbourne
<u>3000 METRES STEEPLECHASE</u>					
World	8:05.4	Henry Rono	Ken.	13.5.78	Seattle
Commonwealth	8:05.4	Henry Rono	Ken.	13.5.78	Seattle
Australian Open	8:21.0	Kip Rono	Ken.	12.2.80	Adelaide
Australian National	=8:27.0	Peter Larkins	Vic.	21.3.76	Melbourne
	=8:27.0	Peter Larkins	Vic.	12.2.80	Adelaide
Australian Under 20	8:59.6	Mark Boucher	Vic.	3.12.81	Melbourne



Gary Honey (Long Jump)



Garry Brown (400 Metres Hurdles)

<u>POLE VAULT</u>	<u>RECORD</u>	<u>NAME</u>	<u>COUNTRY/ STATE/CLUB</u>	<u>DATE</u>	<u>PLACE</u>
World	5.81m	Vladimir Poliakov	USSR	27.6.81	Tbilissi
Commonwealth	5.59	Brian Hooper	GB & NI	6.9.80	London
Australian Open	5.50	Rauli Pudas	Finland	8.2.81	Sydney
Australian National	5.31	Don Baird	Vic.	12.1.78	Melbourne
Australian Under 20	5.45	Asko Peltoniemi	Finland	2.3.83	Sydney
Australian Under 18	4.45	John Mattinson	SA	18.3.83	Melbourne
<u>LONG JUMP</u>					
World	8.90m	Robert Reamon	USA	18.10.68	Mexico
Commonwealth	8.23	Lynn Davies	GB & NI	30.6.68	Berne
Australian Open	8.13	Gary Honey	Vic.	7.10.82	Brisbane
Australian National	8.13	Gary Honey	Vic.	7.10.82	Brisbane
Australian Under 20	7.60	Steven Knott	Tas.	17.3.78	Brisbane
Australian Under 18	7.33	Fred Holpen	Qld.	22.12.73	Brisbane
<u>TRIPLE JUMP</u>					
World	17.89m	Joao de Oliveria	Brazil	15.10.75	Mexico
Commonwealth	17.16	Keith Connor	GB & NI	17.1.80	Melbourne
Australian Open	17.35	Ken Lorroway	ACT	12.3.83	Adelaide
Australian National	17.35	Ken Lorroway	ACT	12.3.83	Adelaide
Australian Under 20	16.27	Ian Campbell	Vic.	17.1.76	Melbourne
Australian Under 18	15.40	Fred Holden	Qld.	13.1.74	Brisbane
<u>HIGH JUMP</u>					
World	2.36m	Gerd Wessig	GDR	1.8.80	Moscow
Commonwealth	2.26	Greg Joy	Can.	29.8.76	Regina
Australian Open	=2.31	Mal Ottey	Can.	7.10.82	Brisbane
	=2.31	S. Wray	Bahamas	7.10.82	Brisbane
Australian National	2.21	Gordon Windeyer	NSW	3.6.78	Brisbane
Australian Under 20	2.18	David Hoyle	Vic.	21.3.81	Adelaide
Australian Under 18	2.14	David Hoyle	Vic.	15.12.79	Perth
<u>SHOT PUT</u>					
World	22.15m	Udo Beyer	GDR	6.7.78	Gothenburg
Commonwealth	21.68	Geoff Capes	GB & NI	18.5.80	Cumbran
Australian Open	19.62	C. Anderson	USA	3.12.77	Canberra
Australian National	=18.37	Matt Barber	Vic.	3.12.81	Melbourne
	=18.37	Matt Barber	Vic.	20.12.81	Adelaide
Australian Under 20 (16lbs.)	15.76	Stuart Gyngell	NSW	18.3.83	Melbourne
Australian Under 18	17.24	John Minns	Vic.	17.3.83	Melbourne
<u>DISCUS THROW</u>					
World	71.16m	Wolfgang Schmidt	GDR	9.8.78	Berlin
Commonwealth	65.40	Borys Chambul	Can.		
Australian Open	65.06	Wayne Martin	NSW	3.1.79	Melbourne
Australian National	65.06	Wayne Martin	NSW	3.1.79	Melbourne
Australian Under 20 (2kg.)	45.26	Mark Henderson	Qld.	18.3.83	Melbourne
Australian Under 18	58.98	Peter Spinoglio	Qld.	24.3.79	Perth

<u>JAVELIN THROW</u>	<u>RECORD</u>	<u>NAME</u>	<u>COUNTRY/ STATE/CLUB</u>	<u>DATE</u>	<u>PLACE</u>
World	96.72m	Ferenc Paragi	Hung.	23.4.80	Tata
Commonwealth	87.76	Phil Olsen	Can.		
Australian Open	90.58	Thomas Petranoff	USA	27.1.83	Melbourne
Australian National	82.84	Manfred Rohkamper	Vic.	22.3.80	Sydney
Australian Under 20	76.29	A.E. Mitchell	NSW	24.1.60	Melbourne
Australian Under 18 (700grm.)	74.26	David Dixon	S.A.	17.3.83	Melbourne
<u>HAMMER THROW</u>					
World	83.98m	Sergi Litvinov	USSR	5.6.82	Moscow
Commonwealth	75.90	Peter Farmer	Aust.	14.8.79	Varys
Australian Open	75.08	Robert Weir	Eng	20.10.82	Brisbane
Australian National	71.56	Hans Lotz	Vic.	19.3.83	Melbourne
Australian Under 20 (161bs.)	54.76	Bradley Monk	Qld.	19.3.83	Melbourne
Australian Under 18 (121bs.)	50.76	Darren Conduit	Vic.	18.3.83	Melbourne
<u>DECATHLON</u>					
World	8,743pts.	Daley Thompson	GB & NI	8.9.82	Athens
Commonwealth	8,707	Daley Thompson	GB & NI	22/23.5.82	Gotzis
Australian Open	8,410	Daley Thompson	GB & NI	4/5.10.82	Brisbane
Australian National	7,931	Peter Hadfield	NSW	29/30.12.79	Sydney
Australian Under 20	7080	Andrew Seagrim	SA	26/27.1.80	Adelaide



Paul Narracott February 1982 Olympic Park

WOMEN

<u>100 METRES</u>	<u>RECORD</u>	<u>NAME</u>	<u>COUNTRY/ STATE/CLUB</u>	<u>DATE</u>	<u>PLACE</u>
World	=10.88 =10.88	Marlies Gohr Marlies Gohr	GDR GDR	1.7.77 9.7.82	Dresden Karl-Marx- Stadt
Commonwealth	11.0	Angella Taylor	Can.	4.10.82	Brisbane
Australian Open	11.00	Angella Taylor	Can.	4.10.82	Brisbane
Australian National	11.24(e) 11.0(h)	Coleen Pekin Denise Robertson	WA Qld.	4.10.82 27.10.73	Brisbane Sydney
Australian Under 20	11.2	J. Lamy	NSW	21.1.67	Sydney
Australian Under 18	11.3	Debbie Wells	NSW	14.1.76	Sydney
<u>200 METRES</u>					
World	21.71	Marita Koch	GDR	10.6.79	Karl-Marx- Stadt
Commonwealth	22.20	Merlene Ottey	Jam.	30.7.80	Moscow
Australian Open	22.23(e) 22.2(h)	Denise Boyd Denise Boyd	Vic. Vic.	23.3.80 23.3.80	Sydney Sydney
Australian National	22.35(e) 22.2(h)	Denise Boyd Denise Boyd	Vic. Vic.	23.3.80 23.3.80	Sydney Sydney
Australian Under 20	22.8	Debbie Wells	NSW	28.2.76	Brisbane
Australian Under 18	22.8	Debbie Wells	NSW	28.2.76	Brisbane
<u>400 METRES</u>					
World	48.16	Marita Koch	GDR	8.9.82	Athens
Commonwealth	50.88	Jacolyn Smith	GB & NI	1.7.80	Oslo
Australian Open	51.08(e) 51.2(h)	Raelene Boyle Raelene Boyle	Vic. Vic.	4.9.82 12.3.80	Brisbane Adelaide
Australian National	51.08(e) 51.2(h)	Raelene Boyle Raelene Boyle	Vic. Vic.	4.9.82 12.3.80	Brisbane Adelaide
Australian Under 20	52.7(h) 52.90(e)	Michelle Baumgartner Michelle Baumgartner	Vic. Vic.	15.1.81 20.12.80	Melbourne Melbourne
Australian Under 18	55.1	Michelle Baumgartner	Vic.	18.2.78	Melbourne
<u>800 METRES</u>					
World	1:53.43	Nadexhda Olizarenko	USSR	27.7.80	Moscow
Commonwealth	1:59.0	Charlene Rendina	Aust.	28.2.76	Melbourne
Australian Open	1:59.0	Charlene Rendina	Aust.	29.2.76	Melbourne
Australian National	1:59.0	Charlene Rendina	Vic.	29.2.76	Melbourne
Australian Under 20	2:05.3	Margaret Reddish	WA	28.2.81	Perth
Australian Under 18	2:09.4	Jodie Nykvist	Qld.	23.2.80	Brisbane
<u>1500 METRES</u>					
World	3:55.0	Tatyana Kazankina	USSR	13.8.80	Zurich
Australian Open	4:08.28(e) 4:07.6(h)	Christina Boxer Greta Waitz	GB & NI Norway	9.10.82 11.1.79	Brisbane Melbourne
Australian National	4:14.0	Phyllis Lazarakis	WA	23.2.80	Perth
Australian Under 20	4:14.79	Carolyn Schuwalow	Vic.	27.1.83	Melbourne
Australian Under 18	4:14.79	Carolyn Schuwalow	Vic.	27.1.83	Melbourne
<u>3000 METRES</u>					
World	8:26.78	Svetlana Ulmasova	USSR	24.7.82	Kiev
Commonwealth	8:45.53	Anne Audain	NZ	4.10.82	Brisbane
Australian Open	8:45.53	Anne Audain	NZ	4.10.82	Brisbane
Australian National	9:04.96(e) 9:18.2(h)	Carolyn Schuwalow Megan Sloane	Vic. Vic.	20.2.83 20.2.82	Melbourne Melbourne
Australian Under 20	9:04.96(e)	Carolyn Schuwalow	Vic.	20.2.83	Melbourne
Australian Under 18	9:04.96(e)	Carolyn Schuwalow	Vic.	20.2.83	Melbourne

<u>5000 METRES</u>	<u>RECORD</u>	<u>NAME</u>	<u>COUNTRY/ STATE/CLUB</u>	<u>DATE</u>	<u>PLACE</u>
World	15:08.26	Mary Decker Tabb	USA	5.6.82	Eugene
Commonwealth	16:15.5	Ruth Smeeth	GB & NI	15.10.82	Adelaide
Australian Open	16:15.5	Ruth Smeeth	England	15.10.82	Adelaide
Australian National	16:15.7	Janis Hams	SA	1.12.82	Adelaide
<u>10,000 METRES</u>					
World	31:35.03	Mary Decker Tabb	USA	17.7.82	Eugene
<u>1 MILE</u>					
World	4:17.44	M. Puica	Rum.	16.9.82	Athens
Commonwealth	4:30.2	Christina Boxer	GB & NI	8.7.79	Gateshead
Australian Open	4:32.9	Christina Boxer	England	15.10.82	Adelaide
Australian National	4:43.1	S. Muir	NSW	15.12.79	Sydney
Australian Under 20	4:46.6	Carolyn Schuwalow	Vic.	15.10.82	Adelaide
<u>1500 METRES WALK</u>					
Australian Open	6:19.0	Sue Cook	Vic.	8.11.80	Melbourne
Australian National	6:19.0	Sue Cook	Vic.	8.11.80	Melbourne
Australian Under 20	6:32.4	Sally Pierson	Vic.	8.11.80	Melbourne
Australian Under 18	6:32.6	Anne Miller	Vic.	5.2.78	Melbourne
<u>3000 METRES WALK</u>					
Australian Open	13:03.8	Sue Cook	Vic.	26.2.83	Adelaide
Australian National	13:03.8	Sue Cook	Vic.	26.2.83	Adelaide
Australian Under 20	13:50.0	Sally Pierson	Vic.	31.1.81	Melbourne
Australian Under 18	14:17.1	Louise Nicholson	Vic.	29.11.80	Melbourne
<u>5000 METRES WALK</u>					
World	22:41.4	A. Deverinskaja	USSR	15.5.82	Bergen
Australian Open	22:32.4	Sue Cook	Vic.	22.5.82	Melbourne
Australian National	22:32.4	Sue Cook	Vic.	22.5.82	Melbourne
Australian Under 20	22:43.7	Sally Pierson	Vic.	22.5.82	Melbourne
<u>10,000 METRES WALK</u>					
World	46:42.60	Sue Cook	Aust.	23.5.82	Adelaide
Australian Open	46:42.60	Sue Cook	Vic.	23.5.82	Adelaide
Australian National	46:42.6	Sue Cook	Vic.	23.5.82	Adelaide
<u>90 METRES HURDLES</u>					
Australian Under 18	12.8	Jayne Beasley	WA	10.1.81	Perth
<u>100 METRES HURDLES</u>					
World	12.36	Grazyna Rabsztyń	Pol.	13.6.80	Warsaw
Commonwealth	12.5	Pamela Kilborn	Aust.		
Australian Open	13.07	Lorna Boothe	GB & NI	7.10.82	Brisbane
Australian National	13.67(e)	Glynis Nunn	SA	4.9.82	Brisbane
	=13.0(h)	Pamela Ryan	Vic.	26.3.72	Perth
	=13.0(h)	Penelope Gillies	NSW	16.12.79	Brisbane
Australian Under 20	13.88(e)	Jane Flemming	Vic.	20.3.82	Brisbane
	13.6(h)	Jayne Beasley	WA	4.3.82	Perth
Australian Under 18	13.74(e)	Jayne Beasley	WA	4.9.82	Brisbane
	13.6(h)	Jayne Beasley	WA	4.12.82	Perth

<u>200 METRES HURDLES</u>	<u>RECORD</u>	<u>NAME</u>	<u>COUNTRY/ STATE/CLUB</u>	<u>DATE</u>	<u>PLACE</u>
Commonwealth	25.7	Pamela Kilborn	Aust.		
<u>400 METRES HURDLES</u>					
World	54.28	Karin Rossley	GDR	18.5.80	Jena
Commonwealth	55.89	Debbie Flintoff	Aust.	7.10.82	Brisbane
Australian Open	55.89(e)	Debbie Flintoff	Vic.	7.10.82	Brisbane
	56.8(h)	Lynn Foreman	WA	22.3.81	Adelaide
Australian National	55.89(e)	Debbie Flintoff	Vic.	7.10.82	Brisbane
	56.8(h)	Lynn Foreman	WA	22.3.81	Adelaide
Australian Under 20	57.86(e)	S. Hamilton	WA	23.3.79	Perth
	58.5(h)	S. Hamilton	WA	10.3.79	Perth
<u>4 x 100 METRES RELAY</u>					
World	41.60	GDR		1.8.80	Moscow
Commonwealth	42.43	GB & NI		1.8.80	Moscow
Australian Open	43.15	England		9.10.82	Brisbane
Australian National	43.84	Aust.		9.10.82	Brisbane
Australian Under 20	45.75(e)	Vic.		24.3.79	Perth
Australian Under 18	48.5	SA		16.2.75	Adelaide
<u>4 x 200 METRES RELAY</u>					
World	1:28.20	GDR		9.8.80	Jena
Commonwealth	1:31.6	GB & NI		20.8.77	
<u>4 x 400 METRES RELAY</u>					
World	3:19.04	GDR		11.9.82	Athens
Commonwealth	3:25.6	Aust.		31.7.76	Montreal
Australian Open	3:27.70	Can.		9.10.82	Brisbane
Australian National	3:27.72	Aust.		9.10.82	Brisbane
Australian Under 20	3:40.29(e)	Tas.		18.3.83	Melbourne
	3:42.7	NSW		19.3.78	Brisbane
Australian Under 18	4:02.6	Vic.		7.3.81	Melbourne
<u>4 x 800 METRES RELAY</u>					
World	7:52.4	USSR		16.8.76	Podolsk
Commonwealth	8:23.8	GB & NI		2.10.71	Paris
<u>LONG JUMP</u>					
World	7.20m	Vali Ionescu	Rum.	8.8.82	Bucharest
Commonwealth	6.76	Mary Rand	GB & NI		
Australian Open	6.78	Shonel Ferguson	Bahamas	7.10.82	Brisbane
Australian National	6.72	Robyn Strong	Vic.	7.10.82	Brisbane
Australian Under 20	6.49	Nicole Boegman	NSW	20.3.83	Melbourne
Australian Under 18	6.49	Nicole Boegman	NSW	20.3.83	Melbourne
<u>HIGH JUMP</u>					
World	2.02m	Ulrike Meyfarth	FRG	8.9.82	Athens
Commonwealth	1.97	Debbie Brill	Can.	19.7.80	Berne
Australian Open	1.94	Vanessa Browne	W.A.	26.2.83	Adelaide
Australian National	1.94	Vanessa Browne	W.A.	26.2.83	Adelaide
Australian Under 20	1.88	Christine Annison	WA	9.12.77	Adelaide
Australian Under 18	1.76	Vanessa Browne	WA	2.1.78	Perth

<u>SHOT PUT</u>	<u>RECORD</u>	<u>NAME</u>	<u>COUNTRY/ STATE/CLUB</u>	<u>DATE</u>	<u>PLACE</u>
World	22.45m	Iлона Siupianek	GDR	10.5.80	Potsdam
Commonwealth	18.17	Gael Mulhall	Aust.	15.12.79	Melbourne
Australian Open	18.85	Gael Mulhall	Vic.	1.8.82	Sydney
Australian National	18.85	Gael Mulhall	Vic.	1.8.82	Sydney
Australian Under 20	15.31	Sue Reiwald	Vic.	5.3.83	Melbourne
Australian Under 18	11.69	J. Carlile	NSW	14.12.77	Melbourne

DISCUS THROW


World	71.80m	Maria Petkova	Bulgaria	13.7.80	Sofia
Commonwealth	65.96	Margaret Ritchie	GB & NI	19.7.80	Gateshead
Australian Open	63.00	Gael Mulhall	Vic.	11.1.79	Melbourne
Australian National	63.00	Gael Mulhall	Vic.	11.1.79	Melbourne
Australian Under 20	51.48	Gael Mulhall	Vic.	5.12.73	Melbourne
Australian Under 18	43.28	Pamela Mountfield	NSW	27.10.79	Sydney

JAVELIN THROW


World	74.20m	Sofia Sakorafa	GRE	19.9.82	Crete
Commonwealth	69.70	Theresa Sanderson	GB & NI	5.6.80	Stuttgart
Australian Open	69.28	Petra Rivers	Vic.	20.3.82	Brisbane
Australian National	69.28	Petra Rivers	Vic.	20.3.82	Brisbane
Australian Under 20	61.76	Petra Rivers	Vic.	17.10.70	Melbourne
Australian Under 18	38.84	E. Moore	WA	22.2.75	Perth

HEPTATHLON

World	6,772pts.	Ramona Neubert	GDR	19/20.6.82	Halle
Australian Open	6,282	Glynis Nunn	SA	3/4.10.82	Brisbane
Australian National	6,282	Glynis Nunn	SA	3/4.10.82	Brisbane
Australian Under 20	5,555	Jocelyn Millar	Tas.	18/19.3.82	Brisbane
Australian Under 18	5,424	Jane Flemming	Vic.	30/31.1.83	Melbourne
Australian Under 16	5,446	Kylie Coombe	Qld.	29/30.1.83	Brisbane



Commonwealth Games Rick Mitchell 400m semi



Pat Scammell & Paul Grinstead

AUSTRALIAN RECORDS SUPERSEDED

Since the publication of the 1982 edition of this Almanac, the following performances have been adopted as Australian records but have since been superseded by better marks.

MEN

5,000m Walk	O & N	20:02.2	David Smith (V)	Melbourne	19/1/83
110m Hurdles	N	13.79	Don Wright (O)	Brisbane	4/9/82
Hammer Throw	N	71.56	Hans Lotz (V)	Melbourne	19/3/83
	N	72.52	Hans Lotz (V)	Melbourne	17/4/83
Triple Jump	O & N	17.17	Ken Lorraway (A)	Brisbane	5/9/82
Javelin Throw	O	89.48	Mike O'Rourke (NZ)	Brisbane	9/10/82

UNDER 20

400m		46.62	Darren Clark (N)		18/12/82
------	--	-------	------------------	--	----------

UNDER 18

400m Hurdles		53.04e	Darren Wright (W)	Melbourne	17/3/83
800m		1.49.9h	Barry Acres (W)		2/3/1983

WOMEN

5,000m Walk	O & N	22:45.6	Sue Cook (V)	Adelaide	24/4/82
100m Hurdles	N	13.74	Jayne Beasley (W)	Brisbane	4/9/82
400m Hurdles	O & N	56.40	Debbie Flintoff (V)	Brisbane	5/9/82
Heptathlon	O & N	6102	Glynis Nunn (S)	Brisbane	4/5/9/82

UNDER 20

Long Jump		6.35	Nicole Boegman (N)	Melbourne	18/3/83
-----------	--	------	--------------------	-----------	---------

UNDER 18

100m Hurdles		13.74	Jayne Beasley (W)	Brisbane	4/9/82
Long Jump		6.35	Nicole Boegman (N)	Melbourne.	18/3/83

Running is a subject we know well, so call in and talk to us about it. Gerard Barrett and David Hoey.

The Run Inn

The running store that's run by runners

200 Moggill Rd. Taringa Ph.371-7921

(Compiled by Paul Jenès with grateful acknowledgements to Bernie Cecins (WA) Fletcher McEwen (SA), Roy McFadden (SA), Pat Agg (Geelong), Mark Wall (VIC), Mike McLaughlan (Vic) Eileen Watt (Vic), Steve Foley (Tas), Andrew Willis (Tas), Peter Hamilton (ACT), Bruce Cook (ACT), Daryl Cross (QLD), Joyce Bonwick (QLD), the A.I.S., N.S.W. State Association, Rod Griffin (Ballarat) and members of ranking and recording committees around Australia).

I have included for 1982/83 Senior, Under 20 and Under 18 rankings. As in the past I do not have access to all birthdates so I may have missed some athletes who should have been included. I have included for the first time the year of birth of athletes where known. They are in brackets after the name.

For the under age athletes I have included them where they have been that age for the whole season.

I have incorporated both manual and electronic timing. Where both have been used in a meeting I have used the electronic times.

The conversion factors used have been:

100, 200, 100H, 110H (0.24 secs), 400, 400H (0.14 secs). Where an athlete has recorded a comparable time e.g. - 10.4-10.64 I have used the electronic time.

The decathlon/heptathlon have not been adjusted however the difference is - Decathlon - 100 points; Heptathlon - 50 points.

Wind gauges are still not being used at all venues. In most cases the athlete has been given the benefit of the doubt unless where it is obviously extremely windy.

Could any errors, omissions, amendments etc. be sent to:-

Paul Jenès, A.A.U. Statistician, C/- A.A.U.

CLUB SECRETARIES

EMBROIDERED PURE WOOL KNITWEAR AND COTTON KNIT SHIRTS

Now, have your Club Logo or identification embroidered into the left hand side of the garment to give excellent Club identification to your members.

All garments are manufactured to the highest quality from machine washable pure wool.

Available at manufacturer to you prices.

ALL ENQUIRIES TO:-

TIM MATHESON Marketing Director



CLUBKNIT 30 INKERMAN ST.
ST. KILDA 3182

TELEPHONE 534 8095

MEN

100 YARDS

9.7	Peter van Miltenberg (57)	V M 16/12
9.99	Fred Martin (66)	N S 18/12

WIND ASSISTED

9.68	Peter Donovan (57)	Q B 9/1
9.90	Steve Humphries (53)	Q B 9/1

100 METRES

10.31	Paul Narracott (59)	Q B 4/10
10.33	Gerrard Keating (62)	V B 4/10
10.37	Narracott	B 3/10
10.45	Bruce Frayne	S London 9/6
10.45	Narracott	London 24/7
10.46	Keating	C 31/1
10.47	Darren Clark (65)	N M 18/3
10.50	Narracott	London 17/7
10.50	Narracott	London 25/7
10.51	Narracott	London 7/8
10.52	Clark	London 13/11
10.3	Peter van Miltenberg (57)	V M 8/2
10.59	Peter Gandy (61)	N B 28/9
10.62	Robert Stone (65)	V M 18/3
10.63	Robert Henderson (63)	N M 18/3
10.4	Pat Kaine	N C 15/12
10.66	Peter Donovan	Q B 28/9
10.66	Phil Smith	S M 18/3
10.5	Michael Benoit (62)	V Honolulu /5
10.5	Peter Lindner (59)	N M 8/1
10.5	John Sullivan (59)	N H 7/3
10.76	Tony McDonald (56)	N S 12/3
10.77	Robert Hannah (65)	N M 18/3
10.78	Rick Mitchell (55)	V Zofingen 31/E
10.78	Tom Sweeney (64)	V B /8
10.6	Paul Mahady (60)	V M 30/10
10.6	Mark Rosenberg (62)	N S 17/11
10.6	John Dubliewicz (54)	N S 22/12
10.6	Robert Trueman	N S 22/12
10.6	Neil Newstead	N S 22/12
10.6	Steve Humphries (53)	Q B 29/1
10.6	Steve Knott (59)	TH 7/3
10.6	David Gynther	Q B 15/1
10.6	Grant Sargent (56)	V M 8/2
10.60	Fred Martin	N B -/8

WIND ASSISTED

10.09	Narracott	B 4/10
10.18	Keating	B 4/10
10.0	Ken Lorraway (56)	A M 29/8
10.55	Gandy	B 3/10
10.56	Donovan	
10.60	Benoit	Salt Lake /5
10.47	Martin	S 13/4

UNDER 20

10.47	Clark	
10.60	Martin	
10.62	Stone	

10.63	Henderson	
10.66	Smith	
10.77	Hannah	
10.78	Sweeney	
10.82	Brett Leavy	Q M 18/3
10.83	Ian Blanchonette (63)	V M 18/3
10.86	Paul English	Q B 27/10
11.00	Paul Bennett	S M 18/3
10.8	6 athletes	

UNDER 18

10.47	Clark	
10.60	Martin	
10.77	Hannah	
10.86	English	
10.8	Adrian Cresswell (66)	V M 2/12
10.8	Tom Millionis	V M 8/2
11.07	Jamie Weir (66)	V H 11/12
11.07	David Ashcroft	T H 11/12
11.13	Carl Warner	Q M 18/3
10.9	Craig Rosenberg (65)	V M 2/12
11.16	Steve McBain	S M 18/3

200 METRES

20.65	Paul Narracott (59)	Q B 7/10
20.72	Bruce Frayne (58)	S B 7/10
20.86	Darren Clark (65)	N S 5/3
20.87	Frayne	M 19/3
20.88	Frayne	B 5/9
20.90	Clark	S 6/11
20.91	Frayne	A 28/8
20.99	Narracott	M 19/3
20.8	Frayne	M 12/3
21.06	Narracott	B 5/10
21.06	Peter van Miltenberg (57)	V M 19/3
21.11	Fred Martin (66)	N S 5/3
21.24	Rick Mitchell (55)	V Zofingen 31/5
21.31	Freg Parker (60)	W M 19/3
21.34	Peter Donovan (57)	Q B 9/1
21.38	Theo van Veenendaal (59)	V B 5/9
21.3 ^a	Mark Rosenberg (62)	N S 6/11
21.2	Michael Benoit (62)	V M 29/8
21.44	Colin O'Sullivan (55)	W B 5/9
21.2	Robert Stone (65)	V M 20/10
21.2	Gary Minihan (62)	V M 26/2
21.46	Robert Henderson (63)	N S 6/11
21.49	Graig Pettit	W M 19/3
21.52	Glenn MacLaughlan (62)	N S 6/11
21.53	Robert Hannah (65)	N S 6/3
21.3	Damian O'Shea (56)	V M 14/8
21.3	Pat Kaine	N Townsville 7/8
21.3	Tony McDonald (56)	N C 31/1
21.56	Peter Gandy (61)	N B 21/8
21.63	John Sullivan (59)	N S 6/11
21.64	Peter Lindner (59)	N S 6/11
21.4	John Fleming (59)	V M 14/8
21.4	Jim O'Sullivan (56)	Q Townsville 7/1
21.4	Glenn Lower (63)	V Geelong /
21.4	Nick Broome (62)	V M 18/1
21.4	Michael Ryan (58)	Q B 30/1

21.4 Ray Gooding (59) V M 3/2

WIND ASSISTED

21.1 Lindner S 15/12
21.2 Ross Wainwright W P 12/2
21.2 O'Sullivan, C P 12/2
21.46 Stone

NO FLASH

21.0 Kaine C 19/1
21.3 Don Wright (59) Q C 19/1

UNCONFIRMED

20.9 Benoit B /4

UNDER 20

20.86 Clark
21.11 Martin
21.2 Stone
21.46 Henderson
21.53 Hannah
21.4 Lower
21.6 Paul Dunne (65) V M 3/2
21.87 Miles Murphy (67) N S 5/3
22.01 John Kearley (64) V B /8
22.04 David Ashcroft T H 12/12
21.7 Stewart Dunn V M 19/1
21.8 Phil Smith S A 5/3
22.10 Derek Sharp Q B 20/2

UNDER 18

20.86 Clark
21.11 Martin
21.53 Hannah
21.87 Murphy
22.04 Ashcroft
22.13 Frank Concilia V M 17/3
22.24 Jamie Weir V H 12/12
22.25 Tom Millionis V H 12/12
22.55 Tim Barbour S M 17/3
22.56 Craig Rosenberg V M 17/3

400 METRES

45.49 Rick Mitchell (55) V Zurich 18/8
45.58 Mitchell B 4/9
45.65 Gary Minihan (62) V M 20/3
45.77 Mitchell Lausanne 14/7
46.13 Mitchell Lausanne 3/7
46.15 Mitchell Berlin 20/8
46.16 Minihan B 4/9
46.18 Mitchell Milan 7/7
46.22 Greg Parker (60) W B 4/10
46.40 Parker B 4/9
46.43 Darren Clark (65) N S 19/2
46.3 Minihan M 10/3
46.51 John Fleming (59) V B 4/9
46.5 Bruce Frayne (58) S M 3/3
46.73 Jim O'Sullivan (56) Q B 4/9
46.80 Tony McDonald (56) N S 19/2
46.97 Peter van Miltenberg (57) V B 4/9
47.02 Pat Kaine N M 20/3

46.9 Mark Rosenberg (62) N B 15/1
46.9 Ross Hawthorne (59) N B 15/1
47.14 Ray Gooding (59) V M 20/2
47.24 Paul Dunne (65) V M 18/3
47.30 Paul Gilbert (60) N A 26/2
47.32 Grant McAuliffe (56) N B 4/9
47.40 Garry Brown (54) N Aldershot/7
47.3 Michael Ryan (58) Q B 22/1
47.52 Gerrard Sheehan (60) V M 20/2
47.5 Ken Gordon (62) Q B 22/1
47.65 Richard Lucas (64) S A 19/2
47.68 Mike Willis (55) V B 4/9
47.6 Theo van Veenendaal (59) V M 29/8
47.7 Don Hanly (54) V M 3/3
47.8 Leon Mayes (62) S A 20/11
47.94 Mile Murphy (67) N S 12/3
48.02 Ian McPherson (64) Q M 18/3
48.20 Brett Crew (62) Q M 19/9

UNDER 20

46.43 Clark
47.24 Dunne
47.65 Lucas
47.94 Murphay
48.02 McPherson
48.4 Barry Acres (65) W P 24/11
48.4 Derek Sharp Q B 4/12
48.5 Darren Bernsten (65) V M 3/3
48.5 Alan Ozolins N C 5/3
48.67 Matthew Favier (65) V M 29/1
48.6 Robert Stone (65) Q B /8
48.84 Geoff Small (64) V H 12/12

UNDER 18

46.43 Clark
47.94 Murphy
48.67 Favier
49.22 Anthony Bond A H 12/12
49.25 David Ashcroft T H 12/12
49.68 Jason Tan V H 12/12
49.70 Michael Tancredi V H 12/12
50.04 Michael Dunn Q H 12/12
50.0 Ian Jennings (66) V M 12/2
50.15 Chris Carey N H 12/12

800 METRES

1.45.18 Peter Bourke (58) V B 7/10
1.45.74 Michael Hillardt (61) Q M 19/3
1.45.86 Pat Scammell (61) V Oslo 7/1
1.45.90 Paul Gilbert (60) N M 19/3
1.45.91 Hillardt A 11/9
1.45.98 Bourke M 19/3
1.46.04 Bourke M 13/10
1.46.12 Hillardt Byrkjelo 4/7
1.46.40 Bourke London 9/6
1.46.42 Brett Crew (62) Q M 13/10
1.49.70 Mike Willis (55) V M 18/3
1.48.95 Paul Schnyder (62) V M 29/1
1.49.16 Gary Goulding (60) Q B 21/8
1.49.30 Damien Clancy (60) V M 19/3
1.49.4 Peter Hawes (56) Q B 30/1
1.49.9 Barry Acres (65) W P 2/3

1500 METRES

1.50.18	Mike Donnelly	N S	20/2	3.38.04	Michael Hillardt (61)	Q	Warsaw	20/2
1.50.3	Gerard Ryan (60)	V M	4/12	3.38.11	Pat Scammell (61)	V	Oslo	26/1
1.50.4	Paul Grinsted (57)	V B	28/9	3.40.4	Hillardt		Oslo	7/7
1.50.47	Matthew Favier (65)	Q B	/8	3.40.6	Hillardt	M		19/9
1.50.8	Guy Watson (62)	V M	25/11	3.40.87	Hillardt	B		4/9
1.50.85	Rob McVicar	V S	20/2	3.41.14	Scammell		Paris	9/7
1.50.9	Steve Millington	V M	4/12	3.41.33	Hillardt	M		13/10
1.51.0	Alan Gibson	V M	22/1	3.41.51	Hillardt	M		20/3
1.51.0	Barry Kimber	V M	22/1	3.42.79	Scammell	B		4/9
1.51.0	Chris Banger (60)	V M	8/2	3.42.81	Peter Bourke (58)	V A		11/9
1.51.0	Mick Halmy	A C	27/2	3.42.97	Mike Donnelly	N M		20/3
1.51.0	Don Hanly (54)	V M	26/2	3.43.65	Paul Grinsted (57)	V B		4/9
1.51.0	Mike Huntington	W P	2/3	3.43.9	Paul Gilbert (60)	N M		3/3
1.51.0	Malcolm McColl (62)	V M	12/3	3.44.16	David Forbes	N S		19/2
1.51.0	Daryl Cathard (62)	V M	8/2	3.44.4	Steve Austin (51)	V M		29/1
1.51.09	Craig James	S M	18/3	3.45.0	Gerard Ryan (60)	V M		22/8
1.51.1	David Forbes	N B	16/1	3.45.11	Graham Crouch (48)	V M		20/3
1.51.2	Gary Carmichael	Q B	30/1	3.45.87	Mark Arens (62)	S B		4/9
1.51.3	Glyn Yates	W P	22/1	3.45.8	Wayne Dyer (58)	V M		3/3
1.51.30	Alan Ozolins	N S	20/2	3.45.9	Andrew Lloyd (59)	N S		2/3
				3.46.34	Peter Larkins (54)	V M		13/10
				3.46.5	Gary Carmichael	Q B		22/1
				3.46.5	Graeme Cook	N S		2/3
				3.46.67	Craig James	S M		20/3
				3.46.90	Brett Crew (62)	Q B		19/2
				3.46.9	Daryl Cathard (62)	V M		3/3
				3.47.30	Mike Willis	V M		20/2
				3.47.39	Ken Hall (51)	V M		20/2
				3.47.4	Mike Huntington	W M		10/3
				3.47.5	R. Wright	Q C		5/3
				3.47.81	Malcolm Norwood (64)	V M		13/10
				3.48.10	Gary Zeuner (53)	S A		11/9
				3.48.1	Warren Partland (60)	S A		19/2
				3.48.2	Frank Jordan (57)	V M		10/3
				3.48.49	Gary Goulding (60)	Q B		19/2
				3.48.6	Jon Lubofsky	V M		10/3
				3.48.7	Barry Kimber (57)	V M		30/12

UNDER 20

1.49.9	Acres							
1.50.47	Favier							
1.51.3	Yates							
1.51.30	Ozolins							
1.51.4	Martin Bannink	V M	22/1					
1.51.51	Ian Gaudry	N S	20/2					
1.51.8	Robert Fregon	V M	22/1					
1.52.09	Eamon O'Callaghan (65)	V M	17/3					
1.52.54	Adrian White (64)	N S	17/10					
1.52.67	David Biczo	N S	20/2					
1.52.74	Michael Ryan	V M	20/2					
1.52.7	Kevin Miller (64)	A C	27/2					
1.52.91	Tony Adams (65)	N B	/8					

UNDER 18

1.49.9	Acres							
1.50.47	Favier							
1.52.09	O'Callaghan							
1.54.0	Tony Gamer	Q M	17/3					
1.54.2	Tom Purcell (65)	V M	17/3					
1.54.2	Aaron Johnstone	V M	17/3					
1.54.42	Sean Quilty	V H	13/12					
1.54.86	Angus Barnes	T M	17/2					
1.55.0	Jobie Kelly	V M	17/3					
1.55.51	Anthony Dempsey	N H	13/12					

1000 METRES

2.18.2	Michael Hillardt (61)	Q	London	/6				
2.20.0	Pat Scammell (61)	N	London	/6				
2.24.18	Mark Arens (62)	S A		28/8				
2.24.2	Gerard Ryan (60)	V A		18/12				
2.24.3	Paul Grinsted (57)	V	London	/6				
2.25.2	Craig James	S A		18/12				
2.25.2	Paul Gilbert (60)	N S		22/12				

VISITOR

3.45.6	Russell Haswell (N.Z.)	V M		29/1				
--------	------------------------	-----	--	------	--	--	--	--

UNDER 20

3.47.81	Norwood							
3.50.1	Robert Gillard	T A		26/2				
3.52.68	Barry Acres (65)	W H		12/12				
3.53.0	Nick Sharman	V M		29/1				
3.53.00	Adrian White	N S		19/2				
3.53.51	Kevin Miller (64)	A H		12/12				
3.53.97	Phillip Goodhew	N S		19/2				
3.54.1	Mark Pickering	V M		15/1				
3.54.5	Peter Scroggie (63)	V M		8/2				
3.55.0	Ian Seymour	V M		11/12				
3.56.62	Sean Quilty	V M		18/3				
3.57.01	Angus Barnes	T M		18/3				

UNDER 18

3.52.68	Acres		
3.56.62	Quilty		
3.57.01	Barnes		
3.59.0	Darren O'Flaherty (66)	V C	/1
3.59.60	Warwick Andrews	N S	19/2
3.59.83	Michael Inwood	Q B	20/2
3.59.72	Colin Dalton	N S	19/2
4.00.07	Simon Doyle	Q H	12/12
4.00.12	David Sharpe	N S	19/2
4.00.42	Darren Gillies	T M	18/3

1 MILE

3.55.33	Michael Hillardt (61)	Q London	9/6
3.57.06	Hillardt	Oslo	7/7
3.59.9	Pat Scammell (61)	V Hull	15/6
4.01.26	Hillardt	London	13/6
4.04.72	Steve Austin (51)	V M	27/1
4.04.72	Paul Grinstead (57)	V M	27/1
4.05.72	Ken Hall (51)	V London	17/7
4.05.80	Gerard Ryan (60)	V M	27/1
4.06.28	Andrew Lloyd (59)	N S	18/12
4.06.43	David Forbes	N S	18/12
4.06.7	Mike Donnelly	N S	17/11
4.06.89	Peter Hutton (56)	N S	18/12

2,000 METRES

5.06.71	Michael Hillardt (61)	Q Budapest	30/6
5.11.3	Steve Austin (51)	V London	6/6
5.12.3	Gerard Barrett (56)	Q London	6/6
5.15.0	John Andrews (58)	N London	6/6
5.16.9	Gary Zeuner (53)	S London	6/6
5.17.3	Garry Briggs (58)	Q London	6/6

3,000 METRES

7.56.6	Steve Austin (51)	V M	19/1
7.59.74	John Andrews (58)	N London	9/6
8.04.3	Andrews	Gateshead	13/6
8.05.5	Andrews	S	15/8
8.08.1	Andrew Lloyd (59)	N S	1/8
8.08.28	Andrews	A	11/9
8.09.5	Graeme Cook	N S	20/11
8.10.2	Lawrie Whitty (60)	N S	29/8
8.11.03	Garry Briggs (58)	Q C	31/1
8.11.4	Peter Hutton (56)	N S	15/12
8.12.5	Danny Boltz (62)	N S	20/11
8.14.50	Grenville Wood (55)	S A	11/9
8.16.05	Derek Froude	NZ/A C	31/1
8.16.4	Lindsay Burgoyne (52)	V M	19/1
8.18.3	Mike Donnelly	N S	5/3
8.20.0	Andrew Hinwood (60)	N S	15/12
8.20.18	Jim Murphy	A C	31/1
8.20.4	Max Little (49)	V M	19/1
8.20.81	Pat Kaufman (58)	T A	11/9
8.21.0	Andrew Garnham	V M	6/11
8.21.0	Peter Larkins (54)	V M	19/1
8.21.7	Adam Hoyle (63)	V M	8/2
8.22.56	Graham Clews (58)	A C	31/1

UNDER 20

8.21.7	Hoyle		
8.22.9	Malcolm Norwood (64)	V M	16/12
8.24.8	Michael Inwood	Q B	19/2

UNDER 18

8.24.8	Inwood		
8.34.86	David Lavender	N M	17/3
8.37.51	David Lightfoot	N M	17/3
8.38.69	Darren Gillies	T M	17/3
8.44.80	Colin Dalton	N M	17/3
8.45.33	Darren O'Flaherty	V M	17/3
8.46.72	Stuart Pike	V H	11/12
8.48.67	Warwick Andrews	N S	13/2
8.49.68	Andrew Hart (66)	V H	11/12
8.51.27	Tony Ford	D H	11/12

2 MILES

8.55.5	Max Little (49)	V A	/2
9.09.6	Joddie Kearns (60)	NZ/N S	1/12
9.09.9	Craig James	S A	15/10
9.13.7	Bruce Cook (56)	A S	1/12
9.19.9	Robin Gorringe	S A	15/10

VISITOR

8.54.7	Zephaniah Ncube (Zimbabwe)	A	12/3
--------	----------------------------	---	------

3 MILES

13.45.1	Garry Henry (55)	S A	28/8
---------	------------------	-----	------

5000 METRES

13.30.26	Steve Austin (51)	V London	9
13.38.4	Austin	London	13
13.40.77	Austin	M	30/12
13.42.62	John Andrews (58)	N B	7/10
13.43.0	Andrews	M	30/12
13.44.9	Austin	M	25/11
13.51.0	Rob de Castella (57)	V M	30/12
13.51.2	Lawrie Whitty (60)	N S	19/2
13.52.52	Austin	M	13/10
13.52.5	Andrew Lloyd (59)	N S	5/1
13.57.8	Jeff Coole (53)	V M	12/3
13.58.41	Max Little (49)	V M	19/2
14.00.9	Lindsay Burgoyne (52)	V M	22/8
14.00.9	Rod O'Connor	V M	30/12
14.01.6	Bryan Lewry (56)	V M	25/11
14.03.41	Dave Chettle (51)	T London	20
14.07.0	Keith Livingstone	NZ/V M	12/3
14.08.0	Mark Tomsett	V M	12/3
14.08.7	Andrew Garnham (60)	V M	25/11
14.12.8	Mark Boucher (62)	V M	25/11
14.13.05	Garry Henry (55)	S Charleston	22
14.13.9	Danny Boltz (62)	N S	5/1
14.14.51	Adam Hoyle (63)	V M	19/2
14.15.1	Derek Froude	NZ A C	19/1
14.15.6	Ken Hall	V M	/5
14.15.7	Jim Murphy	A M	30/12

14.15.7	Peter Haynes	S S	19/2
14.16.2	Rob McDonald (52)	N	Cosenza 19/9
14.17.0	Garry Briggs (58)	Q	Hu11 15/6
14.17.4	Steve Poulton (57)	N A	18/12
14.19.0	Steve Moneghetti (62)	V M	12/3
14.20.0	Alan Thurlow	NZ/W P	20/2
14.21.4	Peter Hutton (56)	N S	7/8
14.23.0	Rick Wright	V M	12/3
14.24.0	Joe Murphy (55)	V M	10/2
14.24.1	Gerard Barrett (56)	Q	London 13/6

VISITOR

13.51.90	Zephaniah Ncube (Zimbabwe)	B	7/10
----------	----------------------------	---	------

UNDER 20

14.14.51	Hoyle		
14.29.04	Quentin Morley (63)	N M	17/3
14.32.83	Malcolm Norwood (64)	V B	/8
14.37.04	Murray Halls	N M	17/3
15.11.60	Robert Caskie	N B	/8
15.14.16	Brad Camp	V M	20/2
15.17.18	Nick Sharman	V M	15/1
15.17.27	Michael Roberts	N H	12/12
15.17.44	Robert Skinner	N M	20/2
15.18.78	Michael Inwood	Q H	12/12

10,000 METRES

28.09.7	John Andrews (58)	N M	16/12
28.12.2	Rob de Castilla (57)	V M	16/12
28.32.84	Andrews	M	27/1
28.36.41	de Castilla	M	27/1
28.43.93	Lawrie Whitty (60)	N B	3/10
28.51.57	Whitty	M	5/9
28.53.6	Garry Henry (55)	S	Knoxville 9/4
28.58.9	Bryan Lewry (56)	V M	16/12
29.00.28	Henry	B	5/9
29.00.33	Andrews	B	5/9
29.00.8	Brian Morgan (55)	N M	16/12
29.02.26	Steve Austin (51)	V M	20/3
29.03.7	Garry Briggs (58)	Q M	16/12
29.03.93	Dave Chettle (51)	T	Birmingham 2/8
29.15.3	Jeff Coole (53)	V M	16/12
29.20.3	Max Little (51)	V M	16/12
29.23.42	Danny Boltz (62)	N S	28/11
29.24.3	Steve Moneghetti (62)	V M	16/12
29.24.57	Lindsay Burgoyne (52)	V M	27/1
29.25.2	Andrew Garnham (60)	V M	16/12
29.26.2	Derek Froude	NZ/A M	30/12
29.27.1	Graham Clews (58)	A M	30/12
29.29.4	Jim Murphy	A M	16/12
29.30.2	Joe Murphy (55)	V M	16/12
29.31.32	Peter Hutton (56)	N S	28/11
29.40.41	Steve Poulton (57)	N M	27/1
29.43.8	Colin Ramadge (60)	V M	16/12
29.46.0	Joddie Kearns (60)	NZ/N S	19/1
29.48.0	Quentin Morley (63)	N S	19/1
29.55.3	Glen Henry	V	Geelong 27/2
29.56.0	Andrew Hinood (60)	N S	19/1
29.56.8	Warren Partland (60)	S A	12/1
29.56.9	Peter Haynes	S A	12/1
30.01.8	Rob Wallace (51)	V M	27/1

VISITOR

29.08.45	Zephaniah Ncube (Zimbabwe)	M	20/3
----------	----------------------------	---	------

MARATHON

2.09.18.0	Rob de Castilla (57)	V B	8/10
2.12.50.0	Grenville Wood (55)	S M	17/10
2.13.57.0	Jeff Coole (53)	V M	17/10
2.15.24.0	Rob Wallace (51)	V B	8/10
2.16.02.0	Wallace	B	25/7
2.16.22.0	Wood	B	25/7
2.16.34.0	Graeme Kennedy (58)	V M	27/3
2.17.14.0	Dave Chettle (51)	T	Chicago 26/9
2.17.22.0	Steve Poulton (57)	N	London /5
2.17.51.0	Laurie Adams (51)	Q B	25/7
2.18.13.0	Greg Adams	V M	17/10
2.18.30.5	J hn Stanley (47)	N B	25/7
2.18.33.9	Colin Neave	A B	25/7
2.19.20.0	Eric Sigmont (48)	V M	17/10
2.19.45.2	Garry Hand (45)	A B	25/7
2.19.49.0	Glen Henry (57)	V M	27/3
2.20.34.0	John Duck (52)	V M	17/10
2.21.25.0	Graham Clews (58)	A M	19/11
2.22.13.0	Dave Byrnes (50)	V M	27/3
2.22.32.0	Paul O'Hare (49)	V M	17/10
2.22.42.0	John Pedley (59)	V M	17/10
2.23.27.0	Ian Minter (50)	V M	17/10
2.23.31.0	Chris Lynch (54)	V M	17/10
2.23.35.0	Keith L'vingstone	NZ	V M 17/10
2.23.37.0	I Murray	M	17/10
2.23.54.0	Ian Graves	N	Holsworthy 27/6
2.23.54.0	Paul Gaffney	V M	27/3
2.23.55.0	Steve Manague	N	Holsworthy 27/6
2.24.03.0	Ewen Wilson (53)	V	Crib Point 22/5
2.24.29.0	M Beckerman	M	17/10
2.24.29.0	Ken D xbury (53)	V M	27/3

110 METRES HURDLES

13.58	Don Wright (59)	N B	4/10
13.72	Max Binnington (49)	V B	4/10
13.79	Wright	B	4/9
13.5	Wright	C	19/1
13.96	Wright	A	12/3
13.98	Wright	M	13/10
14.01	Warren Parr (52)	N B	4/9
14.03	Wright		Eugene 1/5
13.8	Wright	M	14/8
13.8	Wright		Albury 16/10
13.8	Wright	M	10/3
14.08	Wright	M	20/3
14.49	Michael Carroll (62)	N B	4/9
14.51	Michael Kent (60)	Q	London 9/6
14.72	Chris Nunn (58)	S A	3/4
14.6	Stuart Parr (58)	N S	5/1
14.84	John Caliguri (62)	V M	20/2
14.7	Graham Tew (56)	V M	/5
14.7	Alex Prodromou (60)	V M	6/11
14.7	Michael Wilson (59)	V M	3/2
14.7	Neil Coohlan (63)	V M	10/3
14.94	Garry Brown (54)	Q A	12/3
14.8	Paul Anderson (62)	V M	16/12
14.8	David Fouracre (63)	N S	5/1

15.04	Barry Besanko (56)	V M	27/1	52.0	David Joyce (62)	N S	30/1
15.04	Michael Yung (62)	Q B	19/2	52.23	Stuart Miller (59)	V M	19/2
15.10	James Middleton (61)	N B	5/9	52.6	Chris Nunn (58)	S A	20/2
14.9	Greg Barnett (61)	V M	/5	52.7	Greg Parker (60)	W M	26/2
14.9	David Tarbottom (62)	N S	5/1	52.87	Roger Paranze (64)	W M	17/3
15.15	Peter Bubner (61)	S A	19/2	52.9	Michael Edwards (56)	W P	6/3
15.19	David Morrow (59)	N S	2/1	53.04	Darren Wright	W M	17/3
15.0	Darryl Nettleton (57)	V M	6/11	53.0	Peter Bubner (61)	S A	20/3
15.0	Peter Beames (63)	V M	13/11	53.21	Steve Shirley	Q M	17/3
15.0	Neil McGillivray (52)	N S	29/1	53.21	Paul Anderson (62)	V M	18/3
15.26	Peter Hadfield (55)	N A	3/4	53.44	Brian White	N M	17/3
				53.4	Nick Hagicostas (61)	S A	20/2
				53.6	David Hodgson	V M	8/2
				53.83	Andrew Lawrence	N M	17/3
				53.87	Glenn MacLaughlan (62)	N S	20/11
				53.90	Ian Blanchonette (63)	V M	17/3
				54.48	David Misson	N M	17/3
				54.4	David Fouracre (63)	N S	22/12
				54.59	David Tarbottom (62)	N S	13/2
				54.60	Mark Dorrity	N S	18/12
				54.5	Chris Bradshaw (61)	V M	22/1

WIND ASSISTED

13.6	Parr, W	S	22/8
14.38	Carroll	S	5/3
14.85	McGillivray	S	12/3

UNDER 20

14.7	Coghlan		
14.8	Fouracre		
15.0	Beames		
15.32	Ray Warbichler	S M	18/3
15.1	Alex Affleck (65)	V M	8/2
15.40	Michael Runge	Q M	18/3
15.52	Wayne Martell	Q A	3/4
15.4	David Maquire	N C	6/3
15.68	M O'Brien	Q B	19/2
15.6	Brad Goodings (64)	V M	20/11

UNDER 18 (0.991m)

14.74	Darren Wright	W M	18/3
14.91	Steve Saunders	N B	/8
14.8	Michael Skerritt (66)	V M	20/11
15.24	Michael Morgan (66)	V A	3/4
15.25	Alex Affleck (65)	V M	18/3
15.26	Tim Barbour	S M	18/3
15.54	Greg Anderson	S M	18/3
15.57	Terry Graham	N M	18/3
15.4	A Wignall	N C	6/3
15.74	C Gunning	Q B	19/2
15.86	Hamish Halley	N S	19/2

400 METRES HURDLES

49.37	Garry Brown (54)	Q B	7/10
49.75	Brown	Nijmegen	29/7
49.78	Brown	London	7/8
50.06	Brown	B	5/10
50.09	Brown	Hengelo	27/7
50.61	Brown	B	5/9
50.75	Brown	M	19/3
50.85	Brown	London	24/7
50.97	John Roche (60)	V London	9/6
51.10	Ken Gordon (62)	Q B	5/9
51.23	Dale Horrobin (60)	V M	19/2
51.51	Mark Woodbridge (58)	V B	5/9
51.4	Dave Robertson (56)	V M	12/3
51.73	Steve Endean (55)	N M	18/3
51.88	Don Wright (59)	Q Eugene	1/5
51.8	Neil McGillivray (52)	N B	16/1
52.00	Barry Besanko (56)	V M	19/2

UNDER 20

52.87	Paranze		
53.04	Wright		
53.21	Shirley		
53.44	White		
53.83	Lawrence		
53.90	Blanchonette		
54.48	Misson		
54.4	Fouracre		
54.63	Robert Bradley	N S	20/2
54.90	Anthony Wallace (67)	V M	16/1
54.94	Greg Anderson	S M	17/3
55.25	Michael Skerritt (66)	V H	10/12

UNDER 18

53.04	Wright		
54.48	Misson		
54.63	Bradley		
54.90	Wallace (67)		
54.94	Anderson		
55.25	Skerritt (66)		
55.75	Brett Hunloe	O M	17/3
55.82	Mark Longmuir (67)	V M	17/3
56.36	Simon Shirley	Q B	20/2
56.97	D Czinner	N S	20/2
57.0	J Dugdale (65)	V M	13/2

VISITOR

49.95	Peter Rwamuhanda (Uganda)	B	7/10
-------	---------------------------	---	------

3000 METRES STEEPLECHASE

8.37.60	Peter Larkins (54)	V M	20/3
8.39.13	Larkins	M	30/12
8.40.79	Larkins	B	5/9
8.41.90	Larkins	Hengelo	27/7
8.42.3	Larkins	M	10/3
8.42.68	Larkins	B	4/10
8.43.4	Garry Briggs (58)	Q A	12/3

8.43.7	Larkins	M	3/3
8.44.88	Larkins	London	17/7
8.45.62	Briggs	B	5/9
8.45.92	Gary Zeuner (53)	S B	5/9
8.48.7	Andrew Garnham (60)	V M	30/12
8.50.14	Pat Kaugman (58)	T M	27/1
8.52.25	Andrew Blackman (60)	N M	20/3
8.54.76	Barry Greig	V M	20/3
8.55.02	Chris Cook	A M	20/3
8.57.97	Mark Boucher (62)	V M	20/3
9.01.0	John Cormack (61)	V M	13/11
9.02.2	Steve Brennan (51)	V M	3/3
9.03.1	Craig Logan (62)	V M	27/1
9.03.1	Robin Sealey (57)	V M	27/1
9.03.8	Robin Gorringe	S A	9/2
9.03.8	Bob Lange (50)	S A	9/2
9.05.0	Chris Lynch (54)	V M	30/12
9.05.22	Bryan Lewry (56)	V B	5/9
9.06.3	Tony Doherty (59)	V M	22/8
9.07.0	Andrew Cochrane	V M	27/1
9.07.0	Graham Kipp (46)	V M	3/3
9.07.7	Brendan Hewitt (64)	S A	1/8
9.09.0	Paul Bennett (55)	V M	11/12
9.10.1	Peter Hutton (56)	N S	15/8
9.10.8	Andrew Wilkinson	V M	10/2
9.11.3	Peter Brett	S A	9/2
9.15.2	Glen Young	S A	9/2
9.16.3	A Douglas	N S	29/1
9.17.7	N Philpott	V M	10/2
9.19.1	Arthur Kingsland (56)	V M	15/1
9.20.0	Andre Lambden (57)	V M	29/1

2000 METRES STEEPLECHASE

UNDER 20

5.53.39	Paul Murray	V M	16/1
5.54.0	Stuart Mee	A C	12/2
5.54.52	John Walsh	V M	16/1
5.57.17	Bruce Kentwell	N S	22/1
5.58.90	P. Sullivan	N B	/8
6.00.06	Peter Hanley	N M	18/3
6.01.2	Pat Maslen	W P	12/3
6.03.3	Ray Boyd	W P	12/3
6.03.41	Nick Harding	V M	16/1
6.04.84	David Sharpe	N S	22/1
6.05.5	Rod Davies (66)	V M	31/10
6.06.06	Richard Evans	N M	18/3

UNDER 18

5.53.39	Murray		
5.54.0	Mee		
6.03.0	Boyd		
6.04.84	Sharpe		
6.05.5	Davies		
6.06.06	Evans		
6.07.3	Richard Porter	S H	12/12
6.12.7	Michael Inwood	Q H	12/12
6.16.41	Mark Nicholl	N M	18/3
6.17.7	Peter McGlone	T H	4/12

4 x 100 METRES RELAY

39.39	National Team	B	9/10
39.92	National Team	B	8/10
40.28	Victoria	V M	20/3
40.2	A.I.S.	C	15/12
40.60	National Team	M	19/9
40.5	A.I.S.	A	26/2
40.72	National Team	London	
40.81	N.S.W.	N M	20/3
40.99	Western Australia	W M	20/3
41.07	National Team	M	13/10
41.22	Ryde Hornsby	N S	28/11
41.41	Queensland	Q M	20/3
41.46	South Australia	S M	20/3
41.50	Western Suburbs	N S	28/11
41.56	N.S.W.	N S	17/10
41.5	Box Hill	V M	16/12
41.5	S.S.H.	V M	16/12
41.5	Wendurree	V M	16/12
41.75	National Team	London	13/6
41.6	National Team	London	6/6

UNDER 20

41.8	National Team	Salt Lake City	/5
42.17	Victoria	V M	18/3
42.2	Waverley	V M	16/12
42.37	N.S.W. Under 18	N M	18/3
42.59	NSW Secondary Schools	N H	11/12
42.76	Victoria Under 18	V M	18/3
42.6	N.S.W.	N M	16/1

4 x 200 METRES RELAY

1.25.4	S.S.H.	V M	26/2
1.25.5	Box Hill	V M	12/3
1.26.09	Ryde Hornsby	N S	12/12
1.26.85	Randwick Botany	N S	12/12
1.27.0	Waverley Under 20	V M	16/12
1.27.2	Sandringham	V M	16/12
1.27.2	Collingwood	V M	16/12
1.27.3	S.E.S	V M	22/1
1.27.5	Glenhuntly	V M	12/3
1.27.6	Mentone	V M	22/1

4 x 400 METRES RELAY

3.05.82	National Team	B	9/10
3.09.31	National Team	London	9/6
3.09.3	N.S.W.	N M	19/3
3.09.7	Queensland	Q M	19/3
3.09.7	Victoria	V M	19/3
3.11.03	National Team	London	13/6
3.11.4	A.I.S.	A	26/2
3.12.5	National Team	Hull	15/6
3.12.99	Victoria Under 20	V M	17/3
3.13.54	Queensland Under 20	Q M	17/3
3.13.6	S.S.H.	V M	15/12
3.14.28	Randwick Botany	N S	28/11
3.14.41	Western Australia U/20	M	17/3
3.15.51	NSW Under 20	N M	17/3
3.15.5	South Australia	S M	19/3
3.16.1	N.S.W.	N B	15/1
3.16.1	Queensland	O B	15/1
3.16.28	Ryde Hornsby	N S	28/11
3.16.2	Glenhuntly	V M	15/12

4 x 800 METRES

7.36.3	Box Hill	V M	/12
7.38.1	S.S.H.	V M	/12
7.39.29	Eastern Suburbs	N S	12/12
7.41.39	Ryde Hornsby	N S	12/12
7.47.6	Doncaster Under 20	V M	/12
7.47.7	Williamstown	V M	/12
7.49.1	Old Xaverians U/20	V M	/12
7.53.0	Waverley Under 20	V M	/12
7.54.88	South Coast	N S	12/12
7.55.58	Northern Suburbs U/20	N S	28/11

4 x 1500 METRES

15.39.5	Box Hill	V M	/12
15.49.6	Glenhuntly	V M	/12
15.50.2	S.S.H.	V M	/12
16.14.68	Ryde Hornsby	N S	28/11

4 x 1 MILE

16.30.17	National Team	Auckland	2/3
----------	---------------	----------	-----

3000 METRES WALK

11.24.0	Dave Smith (55)	V M	11/12
11.39.28	Smith	M	27/1
11.45.03	Willi Sawall (41)	V M	27/1
11.57.61	Andrew Jachno (62)	V M	27/1
12.03.9	Jachno	M	3/3
12.07.0	Simon Baker (58)	V M	3/3
12.08.1	Sawall	Ballarat	15/1
12.10.7	Tim Erickson (50)	V M	3/3
12.18.05	Baker	M	27/1
12.20.4	Michael de Clifford (63)	W M	/5
12.28.81	Martin Richardson (63)	V M	27/1
12.31.0	Michael Harvey (62)	V M	11/12
12.32.0	Michael Woods (62)	N S	27/11
12.45.4	Richard Everson	S A	26/1
12.46.4	Alan Muir (64)	N S	15/1
12.46.60	John Hart (65)	N M	17/3
12.49.3	George White	S A	26/1
12.52.0	Dave Cash (51)	V M	11/12
12.53.3	John Smith (38)	N S	11/12
12.58.17	Andrew Duncan (65)	V M	17/3
12.58.4	Duncan Knox (59)	V M	27/1
13.00.81	Steven Richardson (64)	V B	/8
13.04.8	Ian Fay	S A	26/1
13.06.0	Bill Dyer (61)	V M	11/12
13.07.7	Rod Huxley (60)	N S	27/11
13.08.96	Bruce Cook (56)	A C	9/11
13.11.9	Keith Knox (50)	N S	15/1
13.21.1	Greg Rowe (61)	N S	27/11
13.22.1	Peter Vysma (52)	V M	30/10
13.22.63	Paul Copeland (67)	V M	17/3
13.24.0	Terry Jones (48)	W P	12/2
13.25.1	Peter Le Rossignol	W P	5/2
13.25.6	Mark Wall (56)	V M	27/1
13.25.77	Paul Hilton (66)	V M	17/3

UNDER 20


12.20.4	de Clifford		
12.45.4	Everson		
12.46.4	Muir		
12.46.60	Hart		
12.58.17	Duncan		
13.00.81	Richardson, S		
13.22.63	Copeland		
13.25.77	Hilton		
13.27.4	Stephen Donald	N S	9/3

UNDER 18

12.46.60	Hart		
12.58.17	Duncan		
13.22.63	Copeland		
13.25.77	Hilton		
13.31.48	Andrew Ludwig	Q M	17/3
13.39.18	Ian Waters (67)	V M	17/3
13.39.7	Jack Grimanes	N S	27/11
13.38.8	Robert McFadden	S A	11/9
13.49.0	G Christoph	V M	11/12
13.50.02	Paul Nunn (65)	V M	17/3

5,000 METRES WALK

20.01.72	Dave Smith (55)	V M	19/2
20.02.2	Smith	M	19/1
20.19.67	Willi Sawall (41)	V M	19/2
20.39.46	Smith	M	19/3
20.51.48	Simon Baker (58)	V M	19/3
20.56.38	Andrew Jachno (62)	V M	19/3
20.56.5	Baker	M	10/3
21.08.0	Jachno	V M	10/3
21.21.25	Jachno	M	19/2
21.28.1	Baker	M	8/3
21.29.73	Martin Richardson (63)	V M	19/3
21.29.76	Michael Harvey (62)	V M	19/2
21.33.78	Alan Muir (64)	N M	19/3
21.55.60	Michael Woods (62)	N S	20/2
21.55.89	Bill Dyer (61)	V M	19/2
22.09.9	George White	S A	19/2
22.15.6	Bruce Cook (56)	A C	13/11
22.19.9	John Smith (38)	N S	4/12
22.19.9	Duncan Knox (59)	V M	10/3
22.21.7	Andrew Duncan (65)	V M	10/3
22.22.9	Rod Huxley (60)	N S	5/1
22.24.3	Steven Richardson (64)	V M	8/3
22.27.3	Michael de Clifford (63)	W P	6/3
22.28.0	Richard Everson	S A	24/11
22.40.1	Greg Rowe (61)	N S	5/1
22.55.7	John Hart (65)	N S	5/2
22.58.5	Keith Knox (50)	N S	5/1
23.00.08	Richard Pestell	W M	19/3
23.09.4	Peter Le Rossignol	W P	6/3
23.12.30	Trevor Nancarrow	V M	17/3
23.12.55	Stephen Donald	N M	17/3
23.21.0	Ben Cullen	N S	4/12
23.21.7	Paul Woodhouse	N S	5/2
23.23.3	Peter Vysma (52)	V M	8/3
23.24.9	Bob Mee (38)	A C	12/1
23.44.5	Ian Fay	S A	8/1
23.47.21	Jack Grimanes	N S	22/1



Rob De Castella (Marathon)

UNDER 20

21.33.78	Muir
22.21.7	Duncan
22.24.3	Richardson, S
22.27.3	de Clifford
22.28.0	Everson
22.55.7	Hart
23.12.30	Nancarrow
23.12.55	Donald
23.21.0	Cullen
23.47.21	Grimanes

20KM WALK

1.21.36.0	Willi Sawall (41)	V M	4/7
1.24.18.0	Sawall	M	16/5
1.24.43.6	Dave Smith (55)	V M	4/7
1.24.59.0	Sawall	M	18/8
1.26.12.8	Sawall	M	19/12
1.29.02.0	Sawall	B	24/7
1.29.15.7	Tim Erickson (50)	V M	4/7
1.29.35.0	Sawall	B	7/10
1.30.39.5	Andrew Jachno (62)	V M	4/7
1.30.59.0	Bill Dyer (61)	V M	16/5
1.31.20.4	Michael Harvey (62)	V M	4/7
1.31.21.0	Michael Woods (62)	N S	26/6
1.31.37.0	Keith Knox (50)	N S	26/6
1.33.46.8	Martin Richardson (63)	V M	27/2
1.34.12.8	Dave Cash (51)	V M	4/7
1.35.17.0	Duncan Knox (59)	V B	24/7
1.36.45.0	Michael de Clifford (63)	W B	24/7
1.38.23.3	Simon Baker (58)	V M	19/12
1.38.30.0	Peter Vysma (52)	V M	16/5
1.38.31.0	Clarrie Jack (45)	V M	16/5
1.38.33.0	Bruce Cook (56)	A B	24/7
1.38.34.2	Barrie Birtchnell (61)	V M	4/7
1.38.40.0	Rod Huxley (60)	N S	26/6
1.38.41.0	Greg Rowe (61)	N S	26/6
1.38.42.0	John Cust	V M	4/7
1.38.46.0	George White	S B	24/7
1.39.35.0	Bruce Dudon (44)	V M	15/8
1.40.35.0	Terry Jones (48)	W B	24/7
1.41.18.0	Mark Wall (56)	V M	16/5
1.41.44.8	Colin Donald (57)	V M	19/12
1.43.20.0	Richard Everson	S B	24/7
1.43.42.0	Robin Whyte (52)	A C	22/5
1.44.56.0	Paul Woodhouse	N S	26/6

50KM WALK

4.24.44.0	Bruce Cook (56)	A C	3/7
4.30.38.0	Keith Knox (50)	N M	5/9
4.35.24.0	Colin Donald (57)	V M	5/9
4.39.50.0	Clarrie Jack (45)	V M	5/9
4.42.34.0	Dave Cash (51)	V M	5/9
4.46.37.0	Michael Harvey (62)	V M	5/9
4.47.19.0	Robin Whyte (52)	N C	3/7
5.03.44.0	Frank Dverton (48)	N S	31/7

HIGH JUMP

2.16	Mark Barrett (58)	S	London 24/7
2.14	Angus Waddell (64)	Q B	5/9
2.14	Barratt	A	5/2
2.13	David Anderson (65)	W B	7/10
2.13	Ian Rutledge (65)	Q M	18/3
2.13	Neale Smith (65)	N M	18/3
2.13	Barratt	M	20/3
2.12	Anderson	B	30/8
2.12	Mark Lane (64)	Q M	18/3
2.11	Larry Sayers (57)	N B	5/9
2.11	Smith	H	11/12
2.11	Waddell	B	15/1
2.10	Greg Bartlett (64)	V M	13/10
2.10	David Hoyle (63)	V M	15/1
2.10	Jeff Parker (65)	N M	15/1
2.10	Garry Johnson (64)	S A	5/3
2.08	Mark Thebridge (62)	N S	29/1
2.08	Shaun Seery (63)	N S	12/3
2.06	Andrew Munzberg (65)	S A	/4
2.06	John Atkinson (63)	Q B	21/8
2.06	John Knight (58)	V M	8/2
2.06	Peter Reddan (60)	V M	8/2
2.06	Andrew John	N S	30/1
2.05	David Morrow (59)	N B	5/9
2.04	Viktor Svarcs (56)	V B	4/9
2.04	Michael Allen	W M	18/3
2.02	David Bone (66)	V M	30/10
2.02	Michael Morgan (66)	V A	2/4
2.02	Robbie Wood (66)	V A	2/4
2.01	Mark Nugent	S A	6/11
2.01	Tony Baker (65)	T H	10/12
2.01	Ken Bray (64)	N S	30/1
2.01	Alberto Cianfrini	W B	/8
2.00	Joseph Cardone	S A	16/4
2.00	Jeff Lang (65)	V M	31/7
2.00	Robert Minshull (64)	V M	23/10
2.00	Harry Osman (64)	V M	26/10
2.00	C Walden	N S	6/11
2.00	Ray Stegehuis (63)	V M	13/11
2.00	Ross Herring	N S	20/11
2.00	John Spellacy (66)	Q B	4/12
2.00	Chris Forbes	V M	22/1
2.00	B Kieman	Q B	30/1
2.00	Chris Nunn (58)	S A	2/4
2.00	Paul Cleary (62)	V C	15/12

UNDER 20

2.14	Waddell
2.13	Anderson
2.13	Rutledge
2.13	Smith
2.12	Lane
2.10	Bartlett
2.10	Hoyle
2.10	Parker
2.10	Johnson
2.08	Seery
2.06	Atkinson
2.06	Munzberg
2.06	John

UNDER 18

2.13	Anderson
2.13	Rutledge
2.13	Smith
2.10	Parker
2.04	Allen
2.02	Bone
2.02	Morgan
2.02	Wood
2.01	Baker
2.00	Lanq
2.00	Spellacy

POLE VAULT

5.21	Don Baird (51)	V Santa Ana 25/6
5.21i	Baird	USA/Moscow 4/2
5.20	Ray Boyd (51)	V M 19/9
5.20	Boyd	B 8/10
5.18	Baird	Lemoore 8/5
5.10	Boyd	M 29/8
5.10	Boyd	M 13/10
5.05	Boyd	B 4/9
5.05	Boyd	M 22/1
5.05	Boyd	M 27/1
5.05	Boyd	M 29/1
5.00	Andrew Stewart (55)	V M 14/8
4.90	Robert Chisholm (57)	V M 27/1
4.86	Robert Huddle (54)	V M 22/1
4.70	Neil Honey (63)	V M 6/11
4.70	Kym Simons (58)	S A 13/11
4.65	Gavin Vernon (59)	N S 19/2
4.60	Robert Sadler	NZ/S A 5/3
4.55	John Mattinson (65)	S M 18/3
4.50	Brett Randall (59)	V M 22/1
4.42	Luke Veal	V Ballarat 22/1
4.40	Mark Stewart (62)	V M /5
4.40	Greg Wainwright (61)	S M 29/8
4.35	James Middleton (61)	N B 5/9
4.35	Peter Hadfield (55)	N M 19/9
4.35	Roger Smith (63)	S A 18/12
4.30+	Peter Dickens +	S A 4/12
4.30	Peter Dyer (58)	NZ/N S 19/2
4.30	James Simons (65)	S A 5/3
4.20	Cameron Cuthill (62)	V M 19/1
4.20	Peter Sugden (56)	V M 31/1
4.20	Steve Knott (59)	T H 6/3
4.20	Murray Priestley (65)	V M 18/3
4.15	Terry Hand (58)	V M 23/10
4.15	Bruce Jackson (61)	W P 2/3
4.10	Jim English (45)	V M 22/8
4.10	Peter Fossey (59)	V M 30/10
4.10	Nick Milanovic	V M 31/1
4.10	Geoff-Jones (59)	N S 19/2
+ deceased		

UNDER 20

4.70	Honey
4.55	Mattinson
4.35	Smith
4.30	Dickens
4.30	Simons, J
4.20	Priestley

4.10	Milanovic		
4.00	John Adamopoulos (67)	V M	19/1
4.00	Dominic De Leo	V M	8/2
3.95	Damien Woods	N S	12/3
3.90	John Clapton	V H	12/12
3.85	Serge Ambrose	S M	17/3

UNDER 18

4.55	Mattinson		
4.30	Simons, J		
4.20	Priestley		
4.00	Adamopoulos		
3.90	Clapton		
3.82	Chris Spillane	V M	23/10
3.80	Christian Steputat (w.G.)	W P	27/11
3.80	Robwer Jarmyn	S M	18/3
3.80	Tim Barbour	S A	3/4
3.70	Sam Mantoufeh	N M	18/3

LONG JUMP

8.13	Gary Honey (59)	V B	7/10
8.00	Honey	B	28/9
7.75	Honey	M	19/1
7.71	Ken Lorroway (56)	A M	19/3
7.70	Honey	M	12/3
7.69	Honey	M	8/8
7.69	Honey	B	4/9
7.67	Steve Knott (59)	T London	25/7
7.67	Knott	Knarvik	7/8
7.65	Honey	M	19/2
7.47	Peter Bubner (61)	S A	5/3
7.45	Peter Hadfield (55)	N B	4/10
7.43	Simon Carthy (62)	S A	5/3
7.42	Paul Cleary (62)	V M	19/2
7.35	Jon O'Grady	Q B	9/1
7.34	Michael Morgan (66)	V M	1/10
7.33	Ray McKinnon (61)	W P	31/7
7.33	John Davis (56)	Q M	19/3
7.29	Robert Hannah (65)	N M	17/3
7.23	John Smith	V M	23/10
7.22	Ian Reed (65)	V M	23/10
7.21	Peter Fossey (59)	V Geelong	27/2
7.18	Grant Sargent (56)	V M	8/2
7.18	Chris Nunn (58)	S A	2/4
7.17	Stuart Parr (58)	N S	13/11
7.12	Peter Dyer (58)	NZ/N M	30/1
7.12	Robbie Wood (66)	V M	17/3
7.11	Peter Kropp	Q B	31/7
7.10	Paul Crapper (63)	V M	19/1
7.09	Brian Hutchins (58)	N S	20/2
7.09	Roger Weedon	S A	20/2
7.05	Robert Knight	S B	/8
7.04	Nick Broome	V M	12/3
7.02	Chris Jackson (61)	N C	6/3
7.01	Brett Kennedy	Q M	17/3

WIND ASSISTED

7.72	Knott	B	4/9
7.57	Parr	S	7/8
7.52	Cleary	S	22/8
7.52	Hannah	M	16/1

7.51	McKinnon	P	5/3	14.29	Clay Tompkins (53)	N S	19/2
7.17	Crapper	M	6/11	14.22	Mark Barratt (58)	S C	15/12
7.15	Wood	M	16/1	14.22	Merrick Beesley	V A	26/2

UNDER 20

7.34	Morgan			14.21	Steve McBain	S M	18/3
7.29	Hannah			14.21	Peter Hewitt	Q B	8/1
7.22	Reed			14.19	Anthony Hough (64)	N S	13/2
7.12	Wood			14.15	David Tyrell	V M	11/12
7.05	Knight			14.12	Hamish Halley	N B	30/8
7.01	Kennedy			14.11	Howard Malcolm (54)	T H	27/11
6.98	Wayne Martell	Q A	2/4/83	14.08	Peter Griffin	V M	13/11
6.93	Michael Skerritt (66)	V B	/8				
6.92	Anthony Hough (64)	N B	/8				
6.89	Andrew Newton	W M	17/3				
6.99	Neil Honey (63)	V A	2/4				
6.86	Eddie van der Jagt	N M	15/1				

WIND ASSISTED

6.98	van der Jagt	N M	16/1				
------	--------------	-----	------	--	--	--	--

UNDER 18

7.34	Morgan						
7.29	Hannah						
7.22	Reed						
7.12	Wood						
7.05	Knight						
6.93	Skerritt						
6.86	van der Jagt						
6.73	S Hunt	Q B	19/2				
6.70	Joseph Clarke	V M	12/2				

TRIPLE JUMP

17.46	Ken Lorraway (56)	A	London 7/8				
17.35	Lorraway	A	12/3				
17.17	Lorraway	B	5/9				
16.87	Lorraway		Hengelo 27/7				
16.82	Lorraway		London 24/7				
16.81	Lorraway	M	20/3				
16.77	Lorraway		London 17/7				

16.47	Lorraway	A	19/2				
16.21	Lorraway		Launceston 5/2				
15.99	Peter Beames (63)	V M	19/2				
15.22	Paul Cleary (62)	V M	20/2				
14.96	David Rooney (59)	N S	5/1				
14.95	Andrew Newton	W P	26/2				
14.83	Bohdan Babijczuk (52)	V M	20/3				
14.75	Robert Syme	S A	6/11				
14.74	Mick McGrath (47)	N B	15/1				
14.64	George Murrell (60)	S A	20/11				
14.59	Mark Neates	W P	5/2				
14.59	Nick Mones	V M	20/2				
14.54	Michael Skerritt (66)	V B	30/8				
14.52	Steve Saunders (66)	N B	30/8				
14.51	Peter Butler (56)	N S	6/11				
14.49	Peter Kropp	Q	Townville 7/8				
14.47	David Zorin (57)	Q B	5/9				
14.45	G Plawecki	S A	26/2				
14.44	John Wilson	N S	22/1				
14.43	Russell Sarah (46)	V	Albury 31/1				

WIND ASSISTED

17.54	Lorraway	B	9/10				
16.19	Beames	M	20/2				
15.20	Newton	P	12/2				
15.07	Rooney	S	7/8				
15.03	McGrath	S	19/2				
14.99	Don Commons (52)	V M	20/2				
14.97	Kropp	B	5/9				
14.92	Tompkins	S	29/1				
14.88	Neates	P	22/1				

UNDER 20

15.99	Beames						
14.95	Newton						
14.75	Syme						
14.54	Skerritt						
14.52	Saunders						
14.44	Wilson						
14.21	McBain						
14.19	Hough						
14.12	Halley						
13.99	Nick Hodgson (63)	V M	15/1				
13.97	Neale Smith (65)	N H	12/12				
13.95	Allan Flynn	N S	13/2				

WIND ASSISTED

14.68	Wilson	S	13/2				
14.50	Hough	S	19/2				

UNDER 18

14.54	Skerritt						
14.52	Saunders						
14.21	McBain						
14.12	Halley						
13.97	Smith						
13.95	Flynn						
13.93	Glenn Carroll	N M	16/1				
13.85	Greg Anderson	S A	18/3				

SHOT PUT

17.85	Ray Rigby (49)	V M	19/3				
17.58	Rigby	M	19/2				
17.25	Bill Meywes (60)	N S	2/2				
17.15	Matt Barber (56)	V M	19/3				
17.13	Paul Nandapi (61)	V M	27/1				
17.09	Barber	M	26/2				
16.96	Barber	A	15/8				
16.93	Barber	B	4/9				
16.93	Phil Nettle (54)	S M	19/3				

75.89	Meywes	M	19/3	50.68	Richard Brown (40) US	W P	26/2	
76.66	Richard Brown (40)	US	W P	49.92	Ken Soutar (57)	N S	9/3	
76.51	Wayne Barber	W P	5/2	48.56	Bill Meywes (60)	N S	9/3	
76.25	Peter McGrath (61)	N B	4/9	48.46	Craig Considine (59)	V M	3/3	
75.99	Merv Kemp (42)	S B	4/9	47.66	Sam Hays (61)	N B	5/9	
75.98	Stuart Gyngell (63)	N C	31/1	47.32	Joe Quigley (61)	V M	20/2	
75.46	Peter Taylor (41)	N S	15/8	46.98	San Latu (51)	Tonga	V M	30/10
75.40	Vlad Slavnic (58)	V M	29/8	46.68	Peter McGrath (61)	N S	5/2	
75.27	Greg Sedgwick (62)	Q B	6/11	46.50	Rob Wilks (54)	V M	20/2	
75.25	Damien Green (60)	V M	31/7	46.30	David Sullivan	N S	9/3	
75.14	John McNamara	Q B	20/2	45.54	Hans Lotz (47)	V M	9/1	
75.07	San Latu (51)	Tonga	V B	45.42	John Hancy	W P	12/2	
74.95	John Minns (66)	V M	27/1	45.42	Mark Henderson	Q B	9/1	
74.72	Grant Edwards (62)	N S	1/8	45.24	Ben Grzes (50)	Q B	27/11	
74.54	Hans Lotz (47)	V M	9/1	44.98	Warwick Selvey (39)	N M	20/3	
74.52	Joe Quigley (61)	V M	19/2	44.54	Peter Hadfield (55)	N B	5/10	
74.50	Ben Grzes (50)	Q B	20/2	44.34	John McNamara	Q B	18/12	
74.43	Joe Novella (62)	V M	23/10	44.26	Tony Holt (46)	Q B	5/9	
74.36	David Share	V M	27/11	43.72	Greg La Rose	V M	16/1	
74.22	Stephen Hall	V M	20/2	43.56	Rod Guy (45)	V M	12/3	
74.03	Shane Wigney (59)	V Ballarat	26/2	43.32	Alan Bray	Q B	16/1	
74.00	Peter Hadfield (55)	N Gotzis	23/5	43.18	S Lynes			
				42.80	Stuart Gyngell (63)	N S	20/11	
				42.68	David Share	V M	11/12	

UNDER 20

15.98	Gyngell			46.30	Sullivan		
14.95	Minns			45.42	Henderson		
14.22	Hall			43.72	La Rose		
13.23	Philip Frkovic	N M	18/3	43.32	Bray		
13.22	Alan Davies	N M	18/3	42.80	Gyngell		
12.76	Terry Panayiotidis	V M	20/2	41.66	Larry Sbisa	V M	20/2
12.53	Brad Monk	Q B	15/1	41.48	Stephen Hall	V M	20/2
12.21	Wayne Martell	Q A	2/4	41.36	Werner Reiterer	V M	22/1
12.10	David Kozlowski	S S	13/2	40.88	M Keen	W P	6/3
12.08	Noel Hart	V M	16/1	40.82	Stephen Carline	N S	20/2

UNDER 18 (5.449kg)

17.24	John Minns (66)	V M	17/3	40.50	Wayne Randall	V M	16/1
16.01	Wayne Randall	V M	17/3	40.86	Guy Adamson	V M	20/2
15.52	Noel Hart	V M	12/2				
15.04	A Davies	N	13/12				
14.56	Greg Dart	S M	17/3				
14.44	Mark Solonsch	V H	13/12				
14.23	John Payne	N S	12/2				
13.94	T Reeves	W P	6/3				
13.91	Allan Flynn	N A	2/4				
13.87	Paul Kitney	N S	12/2				

DISCUS

57.02	Paul Nandapi (61)	V M	10/3				
56.96	Nandapi	M	20/2				
56.70	Nandapi	M	3/3				
56.36	Nandapi	M	20/3				
55.12	Richard Priman (52)	Q M	13/10				
55.02	Vlad Slavnic (58)	V M	20/3				
55.00	Slavnic	M	20/2				
54.76	Priman	B	21/8				
54.30	Priman	B	8/10				
52.42	Phil Nettle (54)	S M	20/3				
51.36	Bill Apostolidis (63)	N S	9/3				
51.04	Merv Kemp (42)	S B	5/9				

UNDER 20

46.30	Sullivan						
45.42	Henderson						
43.72	La Rose						
43.32	Bray						
42.80	Gyngell						
41.66	Larry Sbisa	V M	20/2				
41.48	Stephen Hall	V M	20/2				
41.36	Werner Reiterer	V M	22/1				
40.88	M Keen	W P	6/3				
40.82	Stephen Carline	N S	20/2				
40.50	Wayne Randall	V M	16/1				
40.86	Guy Adamson	V M	20/2				

UNDER 18 (1.5kg)

51.00	John Minns (66)	V M	18/3				
50.76	Greg La Rose	V H	12/12				
49.08	M Keen	W P	5/3				
48.78	John Light	Q H	12/12				
48.44	Paul Kitney	N M	18/3				
48.34	Wayne Randall	V M	13/2				
48.28	Alex Cummings	W P	5/3				
47.86	Jamie Highland	W P	5/3				
46.80	Stephen Carline	N S	13/2				
46.48	Werner Reiterer	V B	/8				
48.16	Noel Hart	V M	18/3				

HAMMER THROW

71.56	Hans Lotz (47)	V M	19/3				
71.18	Lotz	B	28/9				
70.58	Lotz	M	3/3				
69.80	Lotz	M	20/2				
69.28	Lotz	M	20/3				
69.20	Lotz	M	14/8				
69.14	Lotz	B	4/9				
68.82	Lotz	B	3/10				

68.30	Lotz	M	29/8	71.30	Dixon	H	11/12
68.18	Lotz	A	15/10	71.04	Dixon	A	18/12
64.18	Gus Puopolo (48)	V M	8/8	70.90	Rohkamper	M	13/11
64.14	Phillip Spivey (61)	V M	29/8	70.52	Calvert	M	19/9
62.32	Andrew Pollock (47)	V B	4/9	70.52	Bruce Dengate (60)	N C	31/1
61.32	Greg Farmer (55)	N S	5/3	70.20	Peter Thornton (63)	S A	19/2
59.68	Joe Quigley (61)	V M	3/3	69.54	Colin Carbis (56)	V B	5/9
59.46	Wal Jacenko (46)	N S	23/3	69.00	Peter Dohnt	S S	7/8
57.76	John Rofe	S A	13/3	67.66	Russell Spinks (57)	V M	19/3
56.14	George Malachowski (49)	V M	6/11	67.48	Ian Wilson (59)	W P	13/11
54.76	Brad Monck (63)	Q M	19/3	65.94	Lyle Daniel	Q B	20/2
54.12	Eugene Bria	S A	15/10	65.16	Jamie Highland	W M	19/3
53.78	Milo Bodiroza (47)	N S	13/11	65.14	Gordon Markovic (63)	N M	17/3
53.54	Andrew Heyes (61)	N S	13/2	64.98	Chris Jackson (61)	N S	29/1
52.90	Dave Huxley (58)	T H	18/12	64.54	Wayne Martell	Q B	20/2
52.60	Roger Glass (50)	V M	30/10	64.43	Rod McCafferty (62)	T H	5/3
52.06	Ian Ison (48)	N S	11/12	63.70	Rob Lethbridge (53)	V M	22/1
51.82	David Kozlowski	S S	2/3	62.84	Michael Morgan (66)	V M	20/2
51.52	Ben Grzes (50)	Q B	29/1	62.66	Peter Dyer (58)	NZ/ N S	19/2
51.44	Tom Murrell (62)	S A	13/11	62.46	Wayne Randall	V M	10/3
51.36	Stephen Hall	V M	3/3	62.06	Mark Freund	Q C	6/3
51.10	Phil Robinson	W P	20/11	62.04	Dan Birks	S A	26/2
50.90	Loris Bertolacci (54)	V M	23/10	61.22	Jeremy Oliver	V M	23/10
50.32	Scott Ellard	V M	5/2	60.98	Mickel Eisermann (65)	N S	15/8
50.30	Steve Dorman	V M	8/2	60.88	Vicktor Svarcs (56)	V B	5/9
50.00	Tony Patane (52)	S A	27/11	60.72	Allan Flynn	N S	27/11
49.90	George Iliopoulos	V M	15/1	60.70	Dominic Barber	T Launceston	30/10
48.00	Neil Tatt	V M	6/11	60.34	B Buckett	A C	5/3
48.00	A Clark	T H	6/3	60.24	Darren Marx	V M	10/3
47.54	Rob Wilks (54)	V M	/5				
47.38	R Wagner	N S	13/2				

DOUBTFUL PERFORMANCE

69.44 Cameron Morris V M 30/10

VISITOR

66.40 Triadafillos Apostolidis Greece A B/1

UNDER 20

54.76 Monck
 51.82 Kozlowski
 51.36 Hall
 50.32 Ellard
 49.90 Iliopoulos
 40.04 Darren Conduit (65) V Ballarat /11

UNDER 18 (5.449kg)

50.76 Darren Conduit (65) V M 18/3
 49.66 Vincent Muccitelli V M 18/3
 49.16 Zeltan Medak V M 12/2
 48.62 Jamie Highland W M 18/3
 47.30 Stephen Carline N S 13/2
 45.40 Mathew Hornehan N M 18/3
 42.14 David Dixon S M 18/3
 41.54 Martin Carson V M 12/2
 40.84 Craig Watson T M 18/3

JAVELIN THROW

73.14 David Dixon S M 19/3
 72.42 Manfred Rohkamper (54) V M 23/10
 71.94 Dixon A 19/2
 71.56 Garry Calvert (54) V B 5/9
 71.40 Calvert A 11/9
 71.32 Calvert A 28/8

UNDER 20

73.14 Dixon
 70.20 Thornton
 69.00 Dohnt
 65.16 Highland
 65.14 Markovic
 64.54 Martell
 62.84 Morgan
 62.46 Randall
 62.06 Freund
 62.04 Birks
 61.22 Oliver
 60.98 Eisermann
 60.72 Flynn
 60.70 Barber
 60.24 Marx

UNDER 18 (700gm)

74.26 David Dixon S M 17/3
 68.26 Jamie Highland W M 17/3
 64.92 Dan Birks S M 17/3
 63.84 Martin Hesse N M 17/3
 61.92 Wayne Randall V M 17/3
 61.04 Darren Marx V M 17/3

DECATHLON

7654a Peter Hadfield (55) N Gotzis 23/5
 7511a Hadfield B 5/10

7403a	Hadfield	B	5/9
7334	Hadfield	Birmingham	18/7
7323a	Hadfield	A	3/4/83
7316a	Peter Dyer (58)	NZ	N B 5/10
7208a	Chris Nunn (58)		S B 5/9
7190a	Nunn	A	3/4/83
7115a	James Middleton (61)		N B 5/9
7101	Dyer	M	31/1
7080a	Wayne Martell	Q A	3/4
7019a	John de Bes (53)	W B	5/9
6967a	Peter Fossey (59)	V A	3/4/83
6931	Stuart Andrews (62)	N M	/5
6881	Paul Marshall	W P	20/2
6850a	Geoff Jones (59)	N S	2/1
6831	Peter Sugden (56)	V M	31/1
6773a	Viktor Svarcs (56)	V B	5/9
6735a	Robert Sadler	NZ	S A 3/4/83
6689a	Neil Hon y (63)	V A	3/4/83
6598	Stephen Bews (62)	V M	16/12
6500	Peter Urban (52)	V M	31/1
6498	Steve Shirley	Q B	30/1
6435	Paul Anderson (52)	V M	16/12
6427a	Anthony Hough (64)	N S	3/4/83
6415	Chris Bradshaw (61)	V M	16/12
6374	Clive Cherry	W P	20/2
6370	Murat Djakic	T	Launceston 28/11
6351a	Steve Knott (59)	T A	3/4 /83
6331	Robbie Goff (49)	W P	20/2
6267	Ken Gordon (62)	Q B	30/1
6176	Nick Milanovic	V M	31/1
6023	Michael Smith	V M	31/1
6009a	David Morrow (59)	N S	2/1
6006	Peter Beames (63)	V M	16/12

a - electronic timing used for 100, 400
110H.

- approximately 100 points difference
between manual and electronic.

UNDER 20

7080a	Martell		
6689a	Honey		
6498	Shirley		
6427a	Hough		
6176	Milanovic		
6023	Smith		
6006	Beames		
5988	Michael Morgan (66)	V M	16/12
5885a	Cole Larsen	T A	3/4/83
5728	Adrian Faccioni	A C	13/2

UNDER 18 MULTIPLE EVENT

7018a	Michael Morgan (66)	V A	3/4/83
6435a	Tim Barbour	S A	3/4/83
6434a	Simon Shirley	Q A	3/4/83
6239a	Robbie Wood (66)	V A	3/4/83
6200a	Allan Flynn	N A	3/4/83
6044a	Christian Steputat	W A	3/4/83



*Fred Martin U/17 100 & 200 schoolboy's
champion. U/18 100 & 200 Australian
champion.*

WOMEN

100 METRES

11.24	Colleen Pekin (57)	W B	4/10
11.35	Pekin	B	25/9
11.40	Denise Boyd (52)	V B	25/9
11.44	Helen Davey (58)	Q B	4/10
11.47	Pekin	B	4/9
11.47	Pekin	B	4/9
11.49	Davey	B	4/9
11.53	Davey	B	28/9
11.54	Jenny Flaherty (60)	V B	25/9
11.55	Leanne Lynch (60)	W B	4/9
11.56	Sue Clark (63)	N B	4/9
11.3	Diane Holden (63)	N S	30/10
11.74	Debbie Wells (61)	N B	4/9
11.5	Carolyn Byles (66)	S Modesto	/5
11.5	Sharon Ruxton (57)	S B	15/8
11.5	Bev Kelly (53)	V M	8/3
11.79	Kerrie Waite (56)	N B	4/9
11.81	Jan Meres (60)	V A	21/8
11.6	Linda Garden (55)	N S	15/8
11.6	Nicole Boegman (67)	N S	30/10
11.6	Kaylene Coster (61)	N S	22/12
11.85	Kath Druitt	W B	4/9
11.87	Jenny Low (62)	Q B	4/9
11.93	Robyne Lorraway (61)	V London	17/7
11.7	Maree Holland (63)	N B	15/1
12.01	Sue Alton (66)	N B	/8
12.03	Jenny Stewart (59)	N S	13/11
12.03	Suzanne Broadrick (68)	W H	11/12
11.8	Louise McKinnon (59)	V M	14/8
11.8	Leanne Llewellyn (62)	Q B	8/1
11.8	Monica Antel	T A	26/2
11.8	Leanne O'Connor (63)	N S	22/12
11.8	Leanne Evans (60)	Q B	8/1
11.9	10 athletes		

WIND ASSISTED

11.22	Holden	S	12/3
11.24	Davey	B	4/10
11.39	Lynch	B	3/10
11.2	McKinnon	M	29/8
11.66	Coster	S	12/3

UNDER 20

11.56	Clark		
11.3	Holden		
11.5	Byles		
11.6	Boegman		
11.7	Holland		
12.01	Alton		
12.03	Broadrick		
11.9	Michelle Moroney (66)	N S	15/8
11.9	Gail Millar (63)	T M	14/8
11.9	Jane Flemming (65)	V M	15/1

UNDER 18


11.5	Byles		
11.6	Boegman		
12.01	Alton		
12.03	Broadrick		
11.9	Moroney		
11.9	Flemming		

200 METRES

22.80	Denise Boyd	V B	5/9
22.96	Colleen Pekin (57)	W B	5/9
23.04	Boyd	B	5/9
23.04	Jenny Flaherty (60)	V B	5/9
23.07	Boyd	B	1/10
23.09	Boyd	M	20/3
23.10	Boyd	B	5/10
22.9	Boyd	M	22/1
22.9	Boyd	M	5/2
23.15	Boyd	A	21/8
23.18	Pekin	B	5/9
23.39	Helen Davey (58)	Q B	5/9
23.55	Diane Holden (63)	N M	20/3
23.58	Leanne Lynch (60)	W B	5/9
23.66	Sue Clark (63)	N B	5/9
23.6	Kath Druitt	W M	20/3
23.87	Carolyn Byles (66)	S H	11/12
23.88	Michelle Moroney (66)	N B	5/9
23.91	Leanne Evans (60)	Q B	20/1
23.7	Maree Holland (63)	N M	20/3
23.99	Sharon Ruxton (57)	S B	5/9
23.99	Louise McKinnon (59)	V B	5/9
24.03	Debbie Wells (61)	N B	5/9
23.8	Jennine White (62)	W P	18/12
23.8	Kaylene Coster (61)	N S	22/12
24.08	Jan Meres (60)	V A	21/8
24.11	Sue Alton (66)	N B	/8
24.12	Glynis Nunn (60)	S B	3/10
23.9	Bev Kelly (53)	V M	29/1
23.9	Sally Oakley (61)	T M	20/3
24.20	Nicole Boegman (67)	N B	/8
24.0	Suzanne Broadrick (68)	W P	26/2
24.1	Maxine Corcoran (540)	V M	22/8
24.1	Jenny Low (62)	Q B	18/12
24.1	Gelinda Simpson	T H	7/3
24.2	Jayne Beasley (66)	W P	30/10
24.2	Monica Antel	T H	5/2
24.45	Julie Schwass (57)	N S	5/2

WIND ASSISTED

22.72	Boyd	B	7/10
22.89	Pekin	B	7/10
23.14	Holden	S	5/3
23.1	McKinnon	M	29/8
23.3	Lynch	P	12/2
23.4	White	P	12/2
23.63	Coster	S	5/3
23.98	Schwass	S	5/3
23.8	Low	B	27/11
23.8	Broadrick	P	12/2



Ray Boyd (Pole Vault)

UNDER 20

23.55	Holden
23.66	Clark
23.87	Byles
23.88	Moroney
23.7	Holland
24.11	Alton
24.20	Boegman
24.0	Broadrick
24.1	Simpson
24.2	Beasley

UNDER 18

23.87	Byles	
23.88	Moroney	
24.11	Alton	
24.20	Boegman	
24.0	Broadrick	
24.1	Simpson	
24.2	Beasley	
24.3	Robyn Farrelly	T H 7/3

400 METRES

51.08	Raelene Boyle (51)	V B 4/9
51.26	Boyle	B 4/10
51.48	Denise Boyd (52)	V M 19/3
51.73	Boyle	A 11/9
51.87	Boyd	A 11/9
52.07	Leanne Evans (60)	
52.33	Boyd	M 27/1
52.45	Boyle	M 19/9
52.49	Debbie Flintoff (60)	V M 4/9
52.50	Boyd	M 19/2
52.73	Maxine Corcoran (54)	V B 4/9
52.98	Marian O'Shaughnessy (54)	V B 4/9
53.03	Sally Oakley (61)	T A 26/2
53.39	Gail Millar (63)	T A 26/2
53.54	Terri Cater (56)	V Malmo 4/8
53.69	Kaylene Coster (61)	N S 19/2
53.71	Julie Schwass (57)	N M 19/3
53.76	Glenda Hall (64)	N B 4/9
53.81	Jennine White (62)	W M 19/3
53.7	Sandra Speers (64)	T H 6/3
54.33	Heather Barralet (54)	Q B 21/8
54.45	Maree Holland (63)	N M 17/3
54.5	Lyn Foreman (57)	W P 26/2
54.65	Sharon Ellis (66)	Q H 12/12
54.74	Chris Mitchell (54)	V La Chau d'F.15/8
54.8	Gayle Chick	T H 6/3
54.95	Claire Stoneham	V M 17/3
54.9	Colleen Pekin (57)	W P 19/12
55.22	Glynis Nunn (60)	S Christchurch 16/1
55.2	Debbie Tomsett (60)	V M 30/12
55.38	Melissa Babbage (66)	N S 19/2
55.53	Jenny Boulter (64)	V M 20/2
55.55	Lisa O'Connell	V M 17/3
55.57	Kristel Ariens (67)	N S 18/12
55.67	Robyn Farrelly	T M 17/3
55.7	Kathie Welch	N M 14/8

UNDER 20

53.39	Millar	
53.76	Hall	
53.7	Speers	
54.45	Holland	
54.65	Ellis	
54.95	Stoneham	
55.38	Babbage	
55.53	Boulter	
55.55	O'Connell	
55.57	Ariens	
55.67	Farrelly	
55.86	Anna Schaefer (66)	N S 5/3

UNDER 18

54.65	Ellis	
55.38	Babbage	
55.55	O'Connell	
55.57	Ariens	
55.67	Farrelly	
55.86	Schaefer	
55.95	Belinda Hoonhout (68)	Q H 12/12
56.29	Susanna Hartgers (66)	N M 17/3

800 METRES

2.01.50	Heather Barralet (54)	Q M 20/3
2.01.53	Terri Cater (56)	V Copenhagen 5/8
2.01.54	Cater	London 31/7
2.01.65	Cater	Hengelo 27/7
2.01.67	Barralet	London 31/7
2.01.70	Barralet	B 7/10
2.01.73	Barralet	Oslo 26/6
2.01.91	Cater	B 7/10
2.01.93	Cater	Berlin 20/8
2.02.22	Barralet	Oslo 7/7
2.02.48	Maxine Corcoran (54)	V M 20/3
2.03.0	Bronwyn Fleming (62)	V M 4/12
2.03.1	Michelle Baumgartner (63)	V M 22/8
2.04.07	Julie Schwass (57)	N B 5/9
2.05.0	Lyn Foreman (57)	W P 17/2
2.05.8	Margaret Pettit (63)	W P 2/3
2.07.2	Daphne Stevens-Grehan (55)	Q B 28/5
2.08.53	Michelle Lyons (66)	Q M 18/3
2.08.61	Susanna Hartgers (66)	N S 12/3
2.08.79	Sharon Dalton (67)	N S 5/2
2.09.12	Kathy Watt (64)	V B /8
2.09.34	Helen Pynor (64)	N M 18/3
2.09.69	Sarah Collins	A B /8
2.09.9	Christianne Cowden	W P 30/10
2.10.0	Lisa O'Connell	V M 5/2
2.10.06	Sandra Speers (64)	T M 18/3
2.10.49	Lisa Wood	T B /8
2.10.73	Katrina Camp	S B /8
2.10.76	S Kernaghan	W B /8
2.10.7	Roseanne Brisbane	V Albury 30/1
2.10.82	E Patmore	Q B 20/2
2.10.91	Anna Schaefer (66)	N B /8
2.11.02	Penny Just	N S 5/2
2.11.17	D Cleasby	N S 13/2
2.11.24	Cheryl Attenborough (62)	N S 5/2
2.11.26	Lisa Bull	V M 18/3

2.11.7 Carolyn Schuwalow (65) V M 31/10
2.11.81 Nicole Webster V B /8

UNDER 20

2.03.1 Baumgartner
2.05.8 Pettit
2.08.53 Lyons
2.08.61 Hartgers
2.08.79 Dalton
2.09.12 Watt
2.09.34 Pynor
2.09.69 Collins
2.09.9 Cowden
2.10.06 Speers
2.10.0 O'Connell
2.10.49 Wood
2.10.73 Camp
2.10.76 Kernaghan

UNDER 18

2.08.53 Lyons
2.08.61 Hartgers
2.08.79 Dalton
2.09.9 Cowden
2.10.0 O'Connell
2.10.73 Camp
2.10.76 Kernaghan
2.10.91 Schaefer
2.11.26 Bull
2.11.7 Schuwalow
2.11.81 Webster

1,000 METRES

2.49.5 Judy Daly (56) S A 5/2
2.50.3 Sharon Dalton (67) N S 22/12
2.51.7 Kim van den Heuvel S A 5/2
2.57.8 Cynthia Kasehagen (60) S A 5/2

1500 METRES

4.14.79 Carolyn Schuwalow (65) V M 27/1
4.19.0 Julie Rennie (58) W M 14/8
4.19.8 Rennie M 31/7
4.20.13 Schuwalow M 19/9
4.20.4 Margaret Pettit (63) W P 15/8
4.20.83 Daphne Stevens-Grehan(55) O M 19/9
4.20.87 Schuwalow M 19/2
4.20.89 Stevens-Grehan B 4/9
4.21.30 Rennie B 4/9
4.22.5 Sharon Dalton (67) N S 2/3
4.23.39 Rhonda Mallinder (58) V M 19/2
4.25.0 Bronwyn Fleming (62) V M 27/11
4.25.02 Michelle Lyons (66) Q M 17/3
4.25.18 Jenny Green (61) Q M 19/3
4.25.63 Roseanne Brisbane V M 19/3
4.26.35 Anne Lord (61) V M 19/3
4.26.4 Donna Gould S A 19/2
4.27.09 Krishna Wood (66) N S 19/2
4.28.0 Megan Sloane (53) V A 11/9
4.28.1 Penny Just N S 2/3
4.29.26 Tania Adams (67) N S 19/2
4.29.45 Helen Pynor (64) N M 19/3

4.30.6 Terri Cater (56) V M 19/1
4.30.6 Kathy Watt (64) V M 15/1
4.31.0 Jacquie Smith (57) V M 5/2
4.31.8 Wendy Walton V M 10/3
4.31.80 Louise Carver Q M 17/3
4.32.0 Kathy Wilkinson (62) V M 8/2
4.32.8 Alison Quelch (63) N S 22/8
4.32.8 Karen Scali V M 20/11
4.33.6 Carmen Campton (52) N S 15/8
4.33.9 Judy Daly (56) S A 19/2
4.34.5 Elizabeth Allen (64) N S 29/1
4.34.63 Cathy Borg (66) N B /8
4.34.7 Julie Windred (59) N S 25/7

UNDER 20

4.14.79 Schuwalow
4.20.4 Pettit
4.22.5 Dalton
4.25.02 Lyons
4.26.4 Gould
4.27.09 Wood
4.29.26 Adams
4.29.45 Pynor
4.30.6 Watt
4.31.8 Walton
4.31.80 Carver
4.32.3 Quelch

UNDER 18

4.14.79 Schuwalow
4.22.5 Dalton
4.25.02 Lyons
4.26.4 Gould
4.27.09 Wood
4.29.26 Adams
4.31.8 Walton
4.34.63 Borg
4.34.9 C Butler T H 12/3
4.35.2 Jodie Nykvist (66) Q B 4/12
4.35.6 Kim van den Heuvel S A 19/2
4.35.90 Kerith Duncansson (68) N S 18/12

1 MILE

4.46.6 Carolyn Schuwalow (65) V A 15/10
4.46.74 Sharon Dalton (67) Christchurch 16/
4.47.5 Rhonda Mallinder (58) V M 16/12
4.49.35 Dalton S 18/12
4.54.6 Kathy Watt (64) V M 16/12
4.54.99 Penny Just N S 18/12
4.56.8 Roseanne Brisbane V M 16/12
4.57.6 Judy Daly (56) S A 15/10
4.58.42 Helen Pynor (64) N S 18/12

3000 METRES

9.04.96 Carolyn Schuwalow (65) V M 20/2
9.08.86 Megan Sloane (53) V M 20/2
9.11.8 Rhonda Mallinder (58) V M 8/2
9.20.2 Sloane M 3/3
9.21.10 Mallinder M 20/2
9.21.2 Sloane M 19/9
9.21.4 Julie Rennie (58) W M 22/8

9.21.88	Sloane	B	5/9	17.38.5	Mary Vince (65)	N S	17/11
9.22.31	Lisa Martin (60)	S	Nagoya 12/3	17.41.0	Jillian Pratten	A C	8/12
9.22.4	Mallinder	A	5/2				
9.22.4	Mallinder	M	3/3				
9.25.02	Alison Quelch (63)	N B	5/9	33.12.1	Lisa Martin (60)	S Berkeley 26/3	
9.25.6	Donna Gould	S A	26/2	35.12.7	Carolyn Schuwalow (65)	V M	14/12
9.25.79	Anne Lord (61)	V M	20/3	35.38.2	Sally Person (63)	V M	14/12
9.26.8	Janis Hams (54)	S A	26/2	36.12.69	Maureen Moyle (55)	S M	19/3
9.27.9	Maureen Moyle (55)	S A	5/2	36.23.7	Rosemary Longstaff (51)	A C	5/2
9.28.7	Penny Just	N S	29/8	36.53.15	Margaret Ricardo (58)	N M	19/3
9.30.0	Sharon Dalton (67)	N S	5/3	36.57.15	Shane Barrett (55)	Q M	19/3
9.30.25	Krishna Wood (66)	N M	20/3	37.08.68	Kerry Whannel (57)	O M	19/3
9.32.60	Tania Adams (67)	N M	20/3	37.38.83	Jillian Pratten	A M	19/3
9.37.0	Sally Pierson (63)	V M	8/8	38.51.0	Sarah Fisher	V M	14/12
9.43.65	Jenny Green (61)	Q B	5/9	38.59.0	Lavinia Petrie (43)	V M	14/12
9.50.03	Margaret Pettit (63)	W B	5/9	40.11.0	Michelle Lomas	A C	5/2
9.52.5	Wendy Walton	V B	/8				
9.54.4	Kathy Wilkinson (62)	V M	23/10				
9.54.49	Judy Daly (56)	S A	18/12				
9.54.91	Sarah Fisher	V M	18/3				
9.56.0	Julie Windred (59)	N S	22/1				
9.57.86	Jillian Pratten	A S	20/2				
9.58.0	Tania Turney (65)	V M	30/12				
9.58.52	Mary Vince (65)	N S	20/2				
9.59.7	Margaret Ricardo (58)	N S	22/1				
10.01.3	K Roberts	Q B	/8				
10.01.8	Joan Cameron (56)	V M	3/3				
10.02.9	Karen Fischer (66)	Q B	13/11				
10.04.3	Kerith Duncanson (68)	N B	/8				

UNDER 20

9.04.96	Schuwalow			2.39.38.0	Jillian Colwell	Q M	17/10
9.25.02	Quelch			2.39.51.0	Jackie Turney (58)	V M	17/10
9.25.6	Gould			2.43.55.0	Colwell	Gold Coast 29/8	
9.30.0	Dalton			2.45.12.0	Shane Barrett (55)	Q C	4/4
9.30.25	Wood			2.46.51.0	Dot Browne (41)	V M	17/10
9.32.60	Adams			2.48.05.0	Margaret Reddan	San Francisco 6/6	
9.37.0	Pierson			2.48.24.0	Anne Mann	S M	17/10
9.50.03	Pettit			2.48.29.0	Browne	San Francisco 6/6	
9.52.5	Walton			2.49.07.0	Browne	M	8/8
9.54.91	Fisher			2.49.12.0	Turney	Boston 19/4	
9.58.0	Turney			2.50.28.4	Barbara McKerrow (58)	NZ/V B 25/7	
9.58.52	Vince			2.50.49.0	Barbara Byrnes (52)	V S	18/4
				2.52.44.0	Pip Brunker	NZ/W P 6/6	
				2.54.10.0	Pat Marshall	N Holsworthy 27/6	
				2.55.55.0	Jenny Walker	N C	4/4
				2.57.23.0	Mora Main	N Holsworthy 27/6	
				2.57.34.0	Linda Lenton	A M	17/10
				2.59.07.0	Coral Barker (59)	V C	4/4
				2.59.44.0	Barbara Fay (41)	V Crib Pt. 22/5	
				3.00.02.0	Paula Ryan	N Holsworthy 27/6	
				3.00.03.0	Margaret Smith	V M	17/10
				3.00.25.0	J. Altermatt	M	17/10
				3.00.42.0	Joan Cameron (56)	V M	17/10
				3.01.00.0	Nan Gage	V M	17/10
				3.01.16.9	Alison Coleman	Q B	25/7
				+3.02.20.0	Maria Gemenis-Cruikshank N		
					Blacktown		19/9
				3.02.40.0	Iris Cook	V Traralgon	13/6
				3.03.44.0	Sue Hill	N S	12/9
				3.04.32.0	Jackie Baxendine	W Albany	7/11
				3.06.41.8	J Flood	S B	25/7
				3.06.44.0	Yvonne Cooper	N Lake	
					Gillawara		18/9
				3.07.45.0	Kerrie Carroll	N Holsworthy 27/6	
				3.07.50.0	Angela O'Connor	Q B	9/5
				3.08.19.0	Sue Beisty	N B	25/7

UNDER 18

9.04.96	Schuwalow						
9.25.6	Gould						
9.30.0	Dalton						
9.30.25	Wood						
9.32.60	Adams						
9.52.5	Walton						
9.54.91	Fisher						
9.58.0	Turney						
9.58.52	Vince						
10.02.9	Fischer						

5,000 METRES

16.15.7	Janis Hams	S A	1/12	13.32	Glynis Nunn (60)	S B	7/10
16.23.7	Hams	A	17/11	13.33	Nunn	B	3/10
16.29.5	Alison Quelch (63)	Gainesville	18/3	13.58	Nunn	A	11/9
16.38.5	Sharon Dalton (67)	N S	17/11	13.66	Nunn	Gotzis	22/5
16.50.4	Penny Just	N S	17/11	13.67	Nunn	B	4/9
17.29.9	Karen Peek (68)	N S	17/11	13.74	Jayne Beasley (66)	W B	4/9
				13.77	Beasley	B	7/10

100 METRES HURDLES

13.32	Glynis Nunn (60)	S B	7/10
13.33	Nunn	B	3/10
13.58	Nunn	A	11/9
13.66	Nunn	Gotzis	22/5
13.67	Nunn	B	4/9
13.74	Jayne Beasley (66)	W B	4/9
13.77	Beasley	B	7/10

+ deceased

13.78	Nunn	A	21/8	<u>400 METRES HURDLES</u>			
13.78	Nunn	A	28/8	55.89	Debbie Flintoff (60)	V B	7/10
13.85	Jenny Low (62)	Q B	7/10	56.1	Flintoff	M	4/7
13.92	Cheryl Boswell (54)	S B	4/9	56.40	Flintoff	B	5/9
14.19	Jenny Stewart (59)	N B	4/9	56.72	Flintoff	B	21/8
14.21	Robyn Lorraway (61)	V Cwmbran	12/8	56.8	Flintoff	Townsville	7/8
14.26	Kathy Lee	A A	26/2	56.90	Flintoff	M	20/3
14.1	Jane Flemming (65)	V M	8/2	56.99	Lyn Foreman (57)	W Oslo	26/6
14.1	Jocelyn Millar (62)	T H	7/3	57.03	Flintoff	A	11/9
14.43	Nicole Boegman (67)	N S	30/10	56.9	Foreman	P	28/8
14.44	Lyndal Garling (63)	N Seoul	/5	57.23	Glynis Nunn (60)	S M	20/3
14.2	Eileen Hindle (49)	W P	11/12	58.60	Debbie Tomsett (60)	V M	20/3
14.53	Lesley Richards (63)	N S	1/1	58.73	Marianne Hardstaff (63)	T M	20/3
14.3	Belinda Pittman (65)	Q B	8/1	59.51	Stacey Atterton (60)	N B	5/9
14.3	Chris Stanton (59)	W P	19/2	59.51	Marian O'Shaughnessy (54)	V B	5/9
14.59	Penny Gillies (51)	N S	19/2	59.73	Lynley Longstaff	S M	20/3
14.66	Lesley Wood (66)	N S	23/10	60.04	Cathy Wilson (67)	V M	18/3
14.69	Carolyn Hart	W M	19/3	60.97	Lesley Richards (63)	N S	2/2
14.72	Janelle Breen (66)	N M	17/3	61.36	Anne Stevenson (66)	N S	20/2
14.75	Debbie Bloomfield (63)	N M	17/3	61.37	Marea Eccles (63)	V M	18/3
14.5	Helen Davey (58)	Q C	31/1	61.46	Angela Sullivan	N S	20/2
14.82	Katie Harders (63)	Q B	4/9	61.5	Jenny Low (62)	Q C	31/1
14.89	Debbie Tomsett (60)	V M	19/2	61.60	Anna Schaefer (66)	N S	5/3
14.94	Helen Pawlowski	V A	26/2	61.71	Chris Godlewski (57)	N S	5/3
15.05	Anne Stevenson (66)	N S	19/2	61.7	Vicki Goodall (65)	Q B	16/1
15.08	Cathy Dennis	T A	2/4	61.92	Lyndal Garling (63)	N S	20/2
15.11	Margaret Hamley (61)	N A	2/4	62.07	Mia Gabbedy	W M	18/3
15.12	Cathy Moffatt	V M	19/2	62.23	Sue Lawton	N S	2/2
14.9	Anne Marie Munro	V M	15/1	62.4	Georgina Hale (63)	V M	16/11

WIND ASSISTED

13.31	Nunn	B	8/10
14.26	Garling	S	5/3
14.1	Hindle	P	15/1
14.2	Stanton	P	15/1

UNDER 20

13.74	Beasley
14.1	Flemming
14.43	Boegman
14.44	Garling
14.53	Richards
14.3	Pittman
14.66	Wood
14.72	Breen
14.75	Bloomfield
14.82	Harders
14.94	Pawlowski
15.05	Stevenson
15.08	Dennis

UNDER 18

13.74	Beasley
14.1	Flemming
14.43	Boegman
14.3	Pittman
14.66	Wood
14.72	Breen
14.94	Pawlowski
15.05	Stevenson
14.9	Munro

UNDER 20

58.73	Hardstaff
60.04	Wilson
60.97	Richards
61.36	Stevenson
61.37	Eccles
61.46	Sullivan
61.60	Schaefer
61.7	Goodall
61.92	Garling
62.07	Gabbedy
62.23	Lawton
62.4	Hale

UNDER 18

60.04	Wilson
61.36	Stevenson
61.46	Sullivan
61.60	Schaefer
61.7	Goodall
62.07	Gabbedy

62.23	Lawton			13.45.6	Sally Pierson (63)	V M	19/2
63.47	Hiscox			13.47.9	Sue Narbey (64)	W P	24/11
63.9	Robertson			13.54.0	Pierson	M	19/1
63.9	Kennedy			13.54.6	Pierson	M	15/1
				13.59.0	Narbey	P	13/11
				14.01.2	Narbey	P	5/2
				14.02.2	Lorraine Young (59)	V M	10/3
				14.02.75	Anne Ryan (62)	N S	20/2
				14.18.2	Rachel Thompson (62)	N S	9/3
				14.22.0	Anne Miller (63)	V C	29/5
				14.22.1	Lillian Harpur (48)	S A	26/2
				14.22.60	Kerry Saxby	N S	20/2
				14.24.99	Frances Toohey	V M	18/3
				14.28.5	Roseanne Smith	V M	10/3
				14.42.3	Lisa Harrison (66)	N S	23/10
				14.43.60	Tanya Clarke (66)	N S	18/12
				14.47.3	Sarah Miller	V M	10/3
				14.48.8	Pauline Langley	N S	23/10
				14.48.8	Gabrielle Blythe	V Geelong /12	
				14.55.13	Kerry Arkins	N S	12/2
				14.57.3	Jackie Lewis	S A	19/2
				15.01.1	Bernadette Jenner	S A	26/1
				15.08.5	Yvonne Waters (68)	V M	16/11
				15.12.0	Karen Larsen	T H	6/3
				15.17.1	Carolyn Vanstan	V M	5/3
				15.18.0	Joanne Pallier (66)	N S	27/11
				15.19.0	Penny Urquhart	Q B	15/1
				15.19.2	Karen Iselin (56)	Q B	15/1
				15.20.43	Bronwen Thompson	N S	20/2
				15.29.0	Linda Hemmerling	N S	13/11
				15.30.61	Teresa Buckingham	V H	11/12
				15.35.0	Janine Goodall	V M	5/3
				15.35.3	Sheila Miller	V M	10/3
4 x 100 METRES RELAY							
43.84	National Team	B	9/10				
44.51	National Team	B	25/9				
44.60	National Team	M	19/9				
44.84	Victoria	M	19/3				
45.77	Western Australia	M	19/3				
45.93	National Team No. 2	B	25/9				
46.03	N.S.W.	M	19/3				
46.08	Queensland	M	19/3				
46.3	National Team	A	11/9				
46.47	N.S.W. Under 18	M	17/3				
46.49	National Team No. 2	M	19/9				
46.5	Tasmania	A	26/2				
46.81	N.S.W. Under 20	M	17/3				
47.82	Tasmania Under 20	M	19/9				
47.00	South Australian Schools	H	10/12				
47.04	South Australia	M	19/3				
47.13	Victoria Under 20	M	17/3				
47.0	N.S.W.	B	16/1				
47.0	South Australia	A	26/2				
47.33	Tasmania	M	19/3				
4 x 200 METRES RELAY							
1.39.1	Mayne Harriers	Q	B 4/12				
1.40.46	St. George	N	S 12/12				
1.43.49	Ryde	N	S 12/12				
4 x 400 METRES RELAY							
3.27.72	National Team	B	9/10	UNDER 20			
3.35.84	Victoria	M	20/3	13.45.6	Pierson		
3.36.31	N.S.W.	M	20/3	13.47.9	Narbey		
3.36.68	Tasmania	M	20/3	14.24.99	Toohey		
3.39.8	Tasmania	A	26/2	14.28.5	Smith		
3.40.29	Tasmania Under 20	M	18/3	14.42.3	Harrison		
3.42.9	Victoria	A	26/2	14.43.60	Clarke		
3.43.01	Queensland	M	20/3	14.47.3	Miller, S		
3.43.21	South Australia	M	20/3	15.48.8	Langley		
3.44.58	N.S.W. Under 20	M	18/3	14.48.8	Blythe		
3.44.85	N.S.W. Under 18	M	18/3	14.55.13	Arkins		
3.45.4	N.S.W.	B	16/1	14.57.3	Lewis		
3.45.99	N.S.W. Schools	H	12/12	15.01.1	Jenner		
3.46.16	Victoria Under 18	M	18/3				
3.48.2	Cumberland	S	4/12	UNDER 18			
3,000 METRES WALK				14.24.99	Toohey		
12.56.5	Sue Cook (58)	A	C 29/5	14.42.3	Harrison		
13.03.8	Cook	A	26/2	14.43.60	Clarke		
13.25.5	Cook	C	16/10	14.47.3	Miller, S		
13.26.7	Cook	M	20/11	14.48.8	Langley		

14.48.8	Blythe								
14.55.13	Arkins			1.80	Jocelyn Millar (62)	T A	26/2		
14.57.3	Lewis			1.79	Jenny Talbot (64)	V Provo	/5		
15.01.1	Jenner			1.79	Vera Abromas	N S	18/12		
15.08.5	Waters			1.79	Joanne Gracey	Q B	20/2		

5,000 METRES WALK

22.27.0	Sue Cook (58)	A C	16/5	1.78	Katie Harders (63)	Q B	4/9		
22.27.9	Cook	B	24/7	1.77	Glynis Nunn (60)	S B	3/10		
22.32.4	Cook	M	22/5	1.76	Kellie Farrell (68)	N B	/8		
22.36.0	Cook	C	2/5	1.76	Elizabeth Dare (66)	W B	/8		
22.43.7	Sally Pierson (63)	V M	22/5	1.76	Helen Clancy (58)	M S	19/1		
22.45.6	Cook			1.76	Jacinta Hunt (66)	V M	17/3		
22.51.0	Pierson			1.75	Debbie Boyce (65)	S A	17/4		
22.55.5t	Cook			1.75	Joanne Sweetman (54)	N B	21/8		
22.58.1t	Cook			1.75	Lisa Rutter (67)	N S	5/2		
23.03.52t	Cook			1.75	Jane Flemming (65)	V M	30/1		
23.51.0	Anne Ryan (62)			1.75	Andrea Bramwell (66)	V M	30/1		
23.58.69t	Lorraine Young (59)			1.75	Cathy Soanes (57)	V M	19/2		
24.12.0t	Sue Narbey (64)	W P	26/1	1.75	Jane Steinfort (62)	V M	19/2		
24.18.0	Rachel Thompson (62)	N S	26/6	1.74	Michelle Richmond (67)	V Honolulu	/5		
24.25.09	Kerry Saxby	N M	20/3	1.73	Chris Randall	S B	78		
24.36.0	Anne Miller (63)	V C	5/6	1.73	Mindi Ware (69)	N B	/8		
24.39.0	Lillian Harpur (48)	S	B24/7	1.73	Cheryl Hurst	S H	12/12		
24.44.4t	Frances Toohey (65)	V M	2/12	1.73	Kaye Dowley	S A	11/12		

UNDER 20

25.01.0	Tanya Clarke (66)	N C	13/6	1.82	Brand				
25.14.0	Roseanne Smith	V C	13/6	1.82	Sharpe				
25.26.0	Lisa Harrison (66)	N S	26/6	1.82	Barber				
25.46.0	Yvonne Waters (68)	V C	13/6	1.79	Talbot				
25.51.66t	Bernadette Jenner	S M	20/3	1.79	Abromas				
26.00.0	Bronwen Thompson	N C	13/6	1.79	Gracey				
26.11.0t	Joanne Pallier (66)	N S	4/12	1.78	Harders				
26.18.0	Kerry Arkins	N C	13/6	1.76	Farrell				
26.28.52t	Sheila Miller	V M	20/2	1.76	Dare				
26.34.0	Teresa Buckingham	V C	13/6	1.76	Hunt				
26.37.0	Karen Iselin (56)	Q B	24/7	1.75	Boyce				
26.46.98t	Kathy Schultz	S M	20/3	1.75	Rutter				
26.48.0	Judy Johnson	A C	2/5	1.75	Flemming				
26.48.0	Karen Staub	N B	24/7	1.75	Bramwell				
26.52.75t	Marlene Stanway	V M	20/2						
26.54.12t	Penny Urquhart	Q M	20/3						

UNDER 18

t track				1.82	Sharpe				
HIGH JUMP				1.82	Barber				
1.94	Vanessa Browne (63)	W A	26/2	1.76	Farrell				
1.92	Chris Stanton (59)	W M	19/3	1.76	Dare				
1.91	Browne	P	2/3	1.76	Hunt				
1.90	Browne	A	12/3	1.76	Hunt				
1.89	Katrina Gibbs (59)	N S	19/2	1.75	Boyce				
1.89	Stanton	P	19/2	1.75	Rutter				
1.89	Gibbs	M	19/3	1.75	Flemming				
1.88	Browne	London	/7	1.75	Bramwell				
1.88	Stanton	B	4/9	1.74	Richmond				
1.88	Stanton	B	8/10	1.73	Randall				
1.88	Stanton	P	12/2	1.73	Ware				
1.88	Stanton	P	2/3	1.73	Hurst				
1.83	Deanne Bopf (62)	Q B	30/2	1.73	Dowley				
1.83	Sandra Moran (61)	S A	26/2						
1.83	Cathy Lee (62)	S A	26/2						

LONG JUMP

1.82	Tracey Brand (65)	Q H	12/12	6.72	Robyn Lorraway (61)	V B	8/10		
1.82	Cathy Sharpe (67)	N H	12/12	6.65	Lorraway	London	31/7		
1.82	Donna Robertson (61)	N B	15/1	6.61	Lorraway	M	20/3		
1.82	Sharon Barber (65)	S M	17/3	6.59	Lorraway	London	7/8		

6.58	Lorroway	B 7/10	6.50	Boegman	M	20/3
6.57	Lorroway	B 28/9	6.40	Stanton	P	22/1
6.56	Linda Garden (55)	N B 7/10	6.08	Flemming	Honolulu	10/5
6.55	Lorroway	M 20/2	5.94	Booth	S	15/12
6.49	Glynis Nunn (60)	S B 4/10	5.88	Hale, K	M	18/3
6.45	Nicole Boegman (67)	N C 3/10				
6.22	Jayne Beasley (66)	W P 20/2				
6.10	Margaret Hamley (61)	N M 20/3				
6.09	Chris Knox (61)	N B 16/1				
6.08	Chris Stanton (59)	W Wrnsberg				
6.04	Ann Divito (62)	S A 20/2				
6.01	Jocelyn Millar (62)	T A 3/4/83				
5.93	Sandra Priestley (65)	Q B /8				
5.88	Andrea Bramwell (66)	V M 23/10				
5.88	Janelle Spradley	N M 18/3				
5.86	Chris Booth (55)	N S 29/8				
5.86	Jane Flemming (65)	V M 31/1				
5.85	Diane Groves (63)	V M 22/8				
5.80	Georgina Hale	V M 13/11				
5.80	Megan McLean (64)	A C 5/2				
5.77	Kathy Hale	S A 13/11				
5.77	Kylie Coombe (67)	Q B 19/2				
5.74	Sharon Jaklofsky	Q A 3/4/83				
5.71	Denise Owen (62)	V M 13/10				
5.70	Jodi Allen (68)	T B /8				
5.70	Vanessa Browne (63)	W C 27/11				
5.67	L. McMillan	Q H 11/12				
5.66	Kathy Lee	A C 27/11				
5.66	Eileen Hindle (49)	W P 27/11				
5.65	Amanda Thomas	Q H 6/3				
5.65	Cathy Dennis	T H 11/12				
5.64	Pat Synon	V A 3/4/83				

UNDER 20

6.45	Boegman
6.22	Beasley
5.93	Priestley
5.88	Bramwell
5.88	Spradley
5.86	Flemming
5.85	Groves
5.80	Hale, G
5.80	McLean
5.77	Hale, K
5.77	Coombe
5.74	Jaklofsky

UNDER 18

6.45	Boegman
6.22	Beasley
5.93	Priestley
5.88	Bramwell
5.86	Flemming
5.77	Coombe
5.74	Jaklofsky
5.70	Allen
5.67	McMillan

WIND ASSISTED

6.88	Lorroway	B 8/10
6.58	Garden	S 22/8
6.51	Nunn	B 4/10
6.51	Beasley	P 12/2

SHOT PUT

18.85	Gael Mulhall (56)	V S	1/8
18.70	Mulhall	M	19/3
18.35	Mulhall	S	7/8
18.04	Mulhall	B	5/9
17.68	Mulhall	B	5/10
17.50	Mulhall	Launceston	5/2
17.01	Bev Francis (55)	V S	7/8
16.64	Francis	B	5/9
16.40	Francis	B	5/10
16.15	Francis	M	25/7
15.74	Chris Schultz (51)	V M	27/1
15.37	Astra Etienne (60)	V M	27/1
15.06	Pat Donnelly (61)	V M	27/1
14.65	Sue Reinwald (63)	V M	19/3
14.21	Andrina Rovis Herman (61)	W S	25/7
13.93	Glynis Nunn	S B	28/9
13.60	Gayle Caudry	V M	13/11
13.47	Vicki Jackson (62)	V M	13/11
13.26	Chris Stanton (59)	W A	1/4/83
13.21	Ines Livich (64)	W P	5/2
13.04	Michelle Bancroft (65)	N S	5/2
13.03	Leanne Dorling (66)	V M	17/3
12.98	Julianne Carlile (63)	N S	13/2
12.97	Heidi Wittesch (57)	S A	18/12
12.81	Mereoni Vibose Fiji/N	S	19/2
12.80	Yvette Ykema	V M	17/3
12.54	Margaret Hamley (61)	N S	1/8
12.52	Leanne Dennis (63)	N S	13/2
12.49	Pam Mountfield (65)	N S	20/1
12.36	Heather Ubergang	Q B	29/1
12.23	Robyn May (64)	V M	20/2
12.12	Jennifer Irwin (68)	W M	15/1
12.15	Jacqueline Meier (66)	S A	13/11
12.02	Sally Penson	N S	9/3
11.90	Greta Larsen	T M	17/3
11.68	Jhodie Hammond	V M	22/8
11.68	Samantha Dunkinsson	V M	20/11
11.66	Anette Grubb	T H	3/10

UNDER 20

14.65	Reinwald
13.21	Livich
13.04	Bancroft
13.03	Dorling
12.98	Carlile
12.80	Ykema
12.52	Dennis
12.49	Mountfield
12.23	May
12.15	Meier
12.12	Irwin
11.90	Larsen

UNDER 18

13.04	Bancroft
13.03	Dorling

		<u>UNDER 18</u>			
12.80	Ykema			45.56	Mills
12.15	Meier			45.40	Ykema
12.12	Irwin			44.08	Sunderland
11.90	Larsen			43.74	Ehmann
11.68	Dunkinsson			43.16	Wegerbauer
11.66	Grubb			42.80	Clark
				42.70	Flynn
				42.22	Amos
				40.68	Wheaton
				40.60	Irwin
				40.44	Ward
				40.12	Walton
<u>DISCUS THROW</u>					
62.42	Gael Mulhall (56)	V B	4/9	65.74	Sue Howland (60) Q M 19/9
60.00	Mulhall	M	19/9	64.46	Howland B 7/10
59.94	Mulhall	M	20/3	64.18	Petra Rivers (52) V M 19/3
59.58	Mulhall	B	21/8	62.46	Pam Matthews (58) V M 14/8
59.26	Mulhall	S	1/8	62.28	Rivers B 7/10
58.64	Mulhall	B	4/10	61.36	Howland Warsaw 20/6
57.56	Mulhall	A	15/8	61.34	Matthews M 8/8
56.24	Mulhall	S	7/8	61.32	Howland Budapest 30/6
55.50	Mulhall	Launceston	5/2	61.30	Rivers A 11/9
50.38	Astra Etienne (60)	V M	31/7	61.22	Rivers B 5/9
49.46	Andrina Rovis Herman (61)	W M	22/8	53.96	Jeannette Kieboom (59) S M 19/3
48.94	Chris Schultz (51)	V M	20/3	51.36	Mereoni Vibose Fiji/ N S 12/3
48.80	Pam Mountfield (65)	N S	6/11	50.36	Cathy Wilkinson (63) S A 18/12
48.24	Bev Francis (55)	V S	7/8	47.72	Margaret Phillipott (54) N S 25/7
48.24	Ines Livich (64)	W Wait	29/1	47.60	Lisa McHarg N S 29/1
47.96	Heidi Wittesch (57)	S A	26/2	47.30	Vicki Harwood (63) T H 7/11
46.70	Sue Reinwald (63)	V M	20/3	47.04	Leanne Dennis (63) N S 15/1
46.52	Mereoni Vibose Fiji	N S	20/2	46.98	Mary Thomas (44) N S 20/2
46.44	Sally Penson (62)	S A	12/3	46.64	Lyndall Kennedy (67) N H 11/12
46.04	Denise Ashford Wykes (56)	N S	22/1	45.84	Cherry Harvey (66) Q M 19/3
45.94	Heike Forth (58)	N S	30/1	45.14	Pam Mountfield (65) N B 16/1
45.56	Claire Mills (67)	S M	20/3	44.92	Julie Bates (65) Q M 19/3
45.40	Yvette Ykema	V Geelong	11/12	44.56	Janine Morgan V M 27/1
44.08	Jenine Sunderland (65)	N S	22/9	44.46	Jeannette Boyce S A 31/10
43.74	Heidi Ehmann (65)	N S	22/3	44.44	Melinda Ciento S A 31/10
43.72	Pat Donnelly (61)	V M	30/12	43.80	Jeannelle Cox Q B /8
43.16	Monika Wegerbauer	T H	12/3	43.80	Martine Boland N S 29/1
42.80	Judy Clark (66)	V Modesto	/5	43.72	Katrina Hart N S 29/1
42.72	Leanne Dennis (63)	N S	22/1	42.98	Renate Rykel N S 15/1
42.70	Sally Flynn (66)	V A	26/1	42.14	Lesley Richards N S 30/10
42.50	Renate Eykel (62)	N S	20/2	41.78	Chris Shultz V M 19.2
42.22	Julie Amos (66)	N S	12/3	41.68	Nicole Symons S M 17/3
40.90	Lisa McHarg	N S	12/3	41.64	S Clarke N S 12/3
40.68	Jackie Wheaton (66)	V Geelong	11/12	41.16	Sandra Moran (61) S A 3/4/83
40.60	Jennifer Irwin (68)	W P	26/2	41.00	Nicole Clape (66) W H 11/12
40.44	Karen Ward	O M	18/3	40.92	Michelle Robertson (66) Q H 11/12
40.12	Kathleen Walton (67)	O H	12/12	40.80	Janet Bowles V M 20/11

UNDER 20

48.80	Mountfield			50.36	Wilkinson
48.24	Livich			47.60	McHarg
46.70	Reinwald			47.30	Harwood
45.56	Mills			47.04	Dennis
45.40	Ykema			46.64	Kennedy
44.08	Sunderland			45.84	Harvey
43.74	Ehmann			45.14	Mountfield
43.16	Wegerbauer			44.92	Bates
42.80	Clark				
42.72	Dennis				
42.70	Flynn				
42.22	Amos				

UNDER 20

50.36	Wilkinson
47.60	McHarg
47.30	Harwood
47.04	Dennis
46.64	Kennedy
45.84	Harvey
45.14	Mountfield
44.92	Bates

44.56 Morgan
 44.46 Boyce
 44.4. Cile.to
 43.80 Cox

UNDER 18

46.64 Kennedy
 45.84 Harvey
 44.92 Bates
 44.56 Morgan
 44.44 Cilento
 43.80 Boland
 43.80 Cox
 41.68 Symons
 41.00 Clae
 40.92 Roberts n

HEPTATHLON

6282a Glynis Nunn (60)
 6102a Nunn
 5935a Nunn
 5670a Jocelyn Millar (62)
 5589a Chris Stanton(59)
 5527a Millar
 5505a Millar
 5444a Katie Harders (63)
 5424 Jane Flemming (65)
 5372a Flemming
 5333a Margaret Hamley (61)
 5297a Lesley Richards (63)
 5248a Kylie Coombe (67)
 5202a Amanda Thomas (64)
 5198 Andrea Bramwell (65)
 5112a Cathy Dennis (64)
 5038 Sandra Mor n (61)
 5021a Ann Divito (62)
 4984 Heather Ubergang
 4950a Pat Synon
 4936 Jacinta Hunt (66)
 4902a Pam Mountfield (65)
 4862a Lisa McHarg
 4860 Debbie Barnett
 4847a Wendy De Vroom (59)
 4830 Angela Alessandri
 4783a Jodi O'Reilly
 4774 Chris Godlewski (57)
 4751a Sue Lawton
 4682 Gayle Anderson (53)
 4621 Bev Miller
 4598 H Kropp
 4582a Judith Parsons
 4558 Julie Warsfold
 4485 Kris Farrance

UNDER 20

5444a Harder
 5424 Flemming
 5297a Richards
 5248 Coombe
 5202a Thomas

5198 Bramwell
 5112a Dennis
 4936 Hunt
 4902a Mountfield
 4862a McHarg
 4860 Barnett
 4830 Alessandri

UNDER 18

5424 Flemming
 5248a Coombe
 5198 Bramwell
 4936 Hunt
 4860 Barnett
 4783a O'Reilly
 4751a Lawton

(N.B) Approximately 50points difference between automatic and manual.

20KM WALK

1.36.35.7	Sue Cook	V M	19/12
1.45.41.0	Anne Ryan	N S	4/9
1.56.25.18	Lorraine Young	V M	/2
2.01.24.0	Marlene Stanway	V M	15/8
2.02.29.0	Kerry Arkins	N S	4/9

GOOD EARTH

VITAMIN SUPPLEMENTS

"Your body runs on good health"